



ROYAL
GREENWICH OBSERVATORY
BULLETINS

Number 17

Magnetic Results 1956

(Abinger)


Herstmonceux Castle
Hailsham, Sussex

R. v. d. R. Woolley
Astronomer Royal



LONDON: HER MAJESTY'S STATIONERY OFFICE

1960



CONTENTS

	Page
INTRODUCTION	D 4
RESULTS OF OBSERVATIONS IN TABULAR ARRANGEMENT	
Table I. - Hourly values, Daily means and Extreme values of Declination West	D 6
Table II. - Hourly values, Daily means and Extreme values of the Horizontal Component of Magnetic Intensity	D 18
Table III. - Hourly values, Daily means and Extreme values of the Vertical Component of Magnetic Intensity	D 30
Table IV. - K-Indices for the year	D 42
Table V. - Mean Diurnal Inequalities of the Magnetic Elements. All Days	D 44
Table VI. - Mean Diurnal Inequalities of the Magnetic Elements. International Quiet Days	D 48
Table VII. - Mean Diurnal Inequalities of the Magnetic Elements. International Disturbed Days	D 52
Table VIII. - Monthly and Annual Value of Non-Cyclic Change in the Magnetic Elements	D 56
Table IX. - Mean Monthly and Annual Values of Magnetic Elements	D 56
Table X(A). - Mean Annual Values Determined at Greenwich between 1818-1925	D 57
Table X(B). - Mean Annual Values Determined at Abinger between 1925-1956	D 57
Graph showing the observed base-line values of the magnetographs Abinger Magnetograms	

ABINGER MAGNETIC OBSERVATIONS, 1956

STAFF

Staff engaged in the Magnetic Department during the year 1956 were H. F. Finch (Superintendent), B. R. Leaton, E. A. Chamberlain (Officer-in-Charge at Abinger), P. L. Rickerby, G. F. Wells, P. J. Willmoth, R. G. Lorton, Miss S. H. Francis and P. Rowe.

THE MAGNETIC OBSERVATORY*

Latitude	51°11' 5" North
Longitude	0°23' 12" West
Height above m.s.l.	800 feet

Variometers.

Type	Time Scale	Element	Scale Value
Normal-run La Cour	15mm./hr.	Declination (D) Horizontal Intensity (H) Vertical Intensity (Z)	0.92/mm. 4.35γ/mm. 4.35γ/mm.
Quick-run La Cour	3.1mm./min.	D, H and Z	Similar to Normal-run
Insensitive (Modified former Standard instruments)	15mm./hr.	D H	3.7/mm. 19.5γ/mm.

Observing Instruments.

D, Declinometer with collimating magnet and theodolite.

H, Schuster-Smith Coil magnetometer.

Z, Dye Coil magnetometer.

Checks upon the results obtained with these instruments are made from time to time with a dip inductor, by the Cambridge Instrument Company, and with QHMs and a BMZ. The azimuth of the mark used for declination observations is checked at intervals by observations of Polaris. The potentiometers used in conjunction with the H and Z coils were checked during the year at the National Physical Laboratory, Teddington.

Tables.

In general, the tables are self-explanatory but the following points should be noted.

Table I. Declination at Abinger is West and the hourly values are given as such.

* For a fuller description of the Observatory and its equipment see volumes prior to 1952.

Tables V to VII are not adjusted for non-cyclic change. The inequalities quoted for the north and west components and the inclination are computed from those in D, H and Z. Extreme values are printed in heavy type.

Table X. In 1818, 1819 and 1820 numerous observations of Declination were made with a Dollond needle.

In 1861 new Unifilar Apparatus for absolute Horizontal Intensity and the Airy Dip-Circle were introduced, both sets of apparatus being used in that year. In 1864 the excavation of the Magnetic Basement caused a suspension of Declination Observations. From 1914 the dip was determined with an Inductor.

The values of Vertical Intensity for the years 1862-1913 inclusive were computed from the corresponding values of Horizontal Intensity and Dip, the values of Dip being the mean of all the absolute observations taken in any year, and the time of observation approximating to noon on the average. Beginning with 1914 the values of Dip have been computed from the corresponding annual mean values of Horizontal and Vertical Intensity.

Commencing with the years 1927 and 1929 respectively, the values of horizontal and vertical intensity at Abinger are based upon observations with Coil-magnetometers.

The values of current used in operating the H and Z coils prior to January 1, 1938, were converted from international units to c.g.s. units using the conversion factor 0.99997. On this date a value 0.99988, more in keeping with the recent determinations, was adopted. A further modification to 0.99985 was made on January 1, 1953.

These give rise to discontinuities in the determined values of H and Z. Between 1937 and 1938 these were -1.7γ and -3.9γ , respectively, while the corresponding changes occurring between 1952 and 1953 were -0.6γ and -1.3γ .

Discontinuities of -0.4γ in H and -1.2γ in Z occur on January 1, 1955. These arise from the adoption of revised coil constants consequent upon slight changes having occurred in the dimensions of the coils during the last 30 years.

Magnetograms.

These are reproduced on a scale approximately one third that of the originals. Base-line values to the nearest 5γ in H and Z and to the nearest minute of arc in D, appropriate scale-values and the directions of increase are shown on the first reproduction on each left hand page.

TABLE I. - HOURLY MEANS OF MAGNETIC DECLINATION WEST

U.T.	0 ^h	1 ^h	2 ^h	3 ^h	4 ^h	5 ^h	6 ^h	7 ^h	8 ^h	9 ^h	10 ^h	11 ^h	12 ^h	13 ^h	14 ^h	15 ^h	16 ^h
JANUARY																	
8°+ Tabular Quantities																	
1	33.6	31.6	34.0	37.0	38.1	40.0	39.4	39.5	39.0	39.3	40.6	42.0	42.9	43.6	44.5	44.3	44.3
2	36.8	37.2	38.0	37.6	38.6	39.6	39.8	39.6	39.0	38.0	39.6	40.9	42.2	42.8	42.1	43.4	43.4
3	37.2	36.5	38.4	37.0	38.0	39.2	40.2	40.2	39.8	39.7	39.6	40.5	42.6	44.5	42.5	43.1	43.1
4	35.0	34.2	37.1	37.6	37.7	39.0	39.6	40.2	39.8	39.7	41.7	43.0	42.8	44.7	43.4	41.7	41.7
5	37.0	37.5	36.9	39.6	39.0	38.6	40.7	40.7	39.8	39.6	41.5	41.6	42.4	42.9	42.8	41.8	41.8
6	39.5	37.2	36.5	38.6	39.1	39.8	40.4	40.1	39.7	40.0	40.1	40.9	43.7	45.2	45.0	44.6	44.6
7	39.1	39.1	38.7	38.6	38.8	39.6	39.8	39.5	38.6	38.8	40.2	41.7	44.3	44.7	44.8	44.7	44.7
8 *	36.8	39.4	39.3	39.6	40.3	39.7	39.5	39.0	38.6	38.4	39.2	41.4	43.7	44.7	43.2	41.6	41.6
9	39.8	38.6	39.1	38.6	40.0	40.2	39.2	39.2	38.5	38.7	39.5	42.6	46.7	47.6	44.6	42.1	42.1
10	39.6	39.5	39.6	40.6	39.7	41.0	41.2	40.9	39.5	39.0	40.3	42.6	46.6	49.3	46.9	45.6	45.6
11 **	32.8	35.0	38.6	34.3	37.4	39.7	43.6	44.9	41.9	40.8	42.4	47.6	44.6	47.4	44.3	44.8	44.8
12	38.8	39.1	39.6	40.3	40.6	41.1	40.8	39.2	37.7	38.0	39.0	41.3	43.7	44.9	45.7	44.0	44.0
13	36.6	37.8	38.4	39.4	40.6	42.0	40.7	39.4	38.3	38.5	39.8	40.7	43.1	44.1	44.5	43.3	43.3
14	37.8	38.5	37.1	38.0	38.1	39.1	39.6	38.7	37.3	38.3	39.9	39.9	41.7	42.8	41.5	40.0	40.0
15 *	39.5	39.5	39.9	40.2	40.3	39.9	39.2	39.1	38.9	39.0	40.0	40.1	42.0	43.5	42.6	42.2	42.2
16 *	39.1	39.1	41.3	40.0	39.6	39.6	39.5	38.9	37.5	38.1	39.4	39.5	42.2	44.3	42.2	41.9	41.9
17	39.5	39.5	39.5	39.4	39.5	39.1	39.1	38.7	38.5	38.6	40.0	41.6	43.1	44.9	44.0	42.9	42.9
18 **	38.2	37.7	42.9	36.4	36.9	40.2	38.8	42.4	41.1	42.3	43.6	43.5	44.0	45.3	48.7	47.0	47.0
19 **	33.5	37.4	39.3	40.0	42.7	40.5	39.3	38.5	38.6	39.0	42.5	44.2	46.1	46.5	43.3	43.2	43.2
20 *	38.3	38.6	39.3	39.6	39.4	39.0	39.0	38.5	38.2	38.5	39.2	40.4	41.1	41.9	41.5	40.5	40.5
21	39.3	39.4	39.6	39.5	39.5	39.5	39.5	38.5	37.6	38.5	39.5	40.2	41.7	43.2	41.7	40.0	40.0
22	28.0	29.2	32.2	35.2	36.5	30.6	35.4	36.7	37.0	37.3	38.5	41.1	43.3	44.7	43.7	41.8	41.8
23	39.5	39.6	39.7	39.6	39.4	39.6	39.5	38.5	37.5	37.5	38.5	40.1	42.4	44.2	42.7	41.7	41.7
24 **	38.3	39.5	38.6	37.5	40.2	36.8	38.1	40.2	40.7	40.5	41.5	42.4	46.7	44.1	46.2	44.9	44.9
25	26.5	34.5	38.6	36.7	38.2	39.6	42.3	40.0	39.3	39.5	40.2	41.5	43.2	44.6	43.2	42.2	42.2
26 *	39.3	38.8	38.9	39.2	39.1	38.5	38.4	38.1	37.4	37.7	38.8	39.9	41.5	44.1	42.3	41.4	41.4
27	39.3	38.8	39.5	39.6	39.6	39.4	39.3	39.0	39.1	41.1	42.1	42.7	45.3	46.5	48.3	47.2	47.2
28 **	36.5	38.9	31.1	32.5	37.3	42.7	38.1	38.8	39.4	38.5	37.5	40.6	43.4	44.6	41.5	42.8	42.8
29	38.3	37.2	36.8	37.2	36.9	36.6	38.1	37.9	38.4	38.0	39.1	41.0	42.3	44.5	44.2	42.6	42.6
30	38.0	35.5	38.6	36.6	35.9	36.8	38.2	38.3	38.7	38.4	39.4	40.6	43.3	45.5	44.6	43.6	43.6
31	34.5	37.3	35.9	37.0	36.3	36.7	38.0	38.0	38.3	38.7	40.4	41.6	42.4	44.8	41.9	41.4	41.4
Mean	37.0	37.5	38.2	38.2	38.8	39.2	39.5	39.4	38.8	39.0	40.1	41.6	43.4	44.4	43.8	43.0	43.0
Mean *	38.6	39.1	39.7	39.7	39.7	39.3	39.1	38.7	38.1	38.3	39.3	40.3	42.1	43.3	42.4	41.5	41.5
Mean **	35.9	37.7	38.1	36.1	38.9	40.0	39.6	41.0	40.3	40.2	41.5	43.7	45.0	45.4	44.8	44.5	44.5
FEBRUARY																	
8° + Tabular Quantities																	
1	32.5	30.6	32.2	35.1	36.9	37.0	37.0	39.4	39.8	40.9	40.5	41.5	43.7	44.4	42.4	42.1	42.1
2	35.2	35.5	37.7	36.9	37.8	37.8	37.5	37.9	38.6	39.3	40.8	41.6	42.8	43.2	42.3	42.3	42.3
3	33.9	35.5	35.8	38.4	40.2	38.9	38.8	38.7	38.5	39.2	39.5	41.3	42.2	44.1	43.8	41.6	41.6
4	36.6	38.1	38.0	38.3	38.4	38.4	38.5	38.4	37.6	37.5	39.5	41.1	41.5	42.9	42.3	40.9	40.9
5	38.7	38.5	38.8	38.4	38.4	37.5	37.7	38.0	37.5	37.5	39.6	42.3	44.2	44.8	43.4	41.5	41.5
6	34.5	34.3	39.4	39.5	38.8	39.0	38.6	38.6	37.6	37.5	40.5	41.5	41.9	44.5	43.0	42.0	42.0
7 *	39.1	39.5	39.5	38.5	39.1	39.3	38.6	38.0	37.4	37.0	38.9	40.7	42.5	44.3	43.0	41.7	41.7
8 *	37.4	38.5	39.5	39.6	39.3	39.1	38.6	38.0	37.2	37.2	39.1	41.9	43.0	44.6	43.1	42.5	42.5
9 *	37.6	37.5	38.5	38.5	38.6	38.5	38.5	38.0	37.0	37.0	38.1	40.1	41.0	41.9	42.0	41.8	41.8
10 *	39.5	39.5	39.7	39.8	39.6	39.6	39.4	38.5	37.4	36.9	39.3	42.1	43.1	43.2	42.5	41.6	41.6
11 **	38.5	36.5	34.0	36.6	39.3	39.2	39.2	38.7	37.8	36.8	39.4	42.5	45.1	46.4	46.1	45.7	45.7
12 **	31.7	32.7	35.5	38.6	39.2	44.4	46.2	39.1	38.5	38.5	40.6	40.4	41.8	42.7	42.5	41.4	41.4
13	37.5	37.5	38.5	38.5	39.0	39.1	40.4	39.7	38.4	37.4	38.8	42.4	42.8	43.7	44.1	43.5	43.5
14 *	39.3	39.4	39.5	38.5	39.1	38.8	38.5	37.5	36.1	35.1	36.2	38.8	41.5	43.6	44.2	43.5	43.5
15	39.2	39.5	39.8	39.7	39.8	39.6	39.1	37.9	35.9	34.9	36.3	39.9	44.1	46.3	46.2	44.3	44.3
16	37.2	37.9	38.4	41.7	38.0	36.4	37.4	37.2	35.6	34.5	36.5	41.5	46.6	47.8	49.1	46.3	46.3
17	38.8	40.5	39.1	39.5	39.3	39.1	39.0	38.4	36.5	35.7	37.4	40.7	43.5	45.2	44.6	43.5	43.5
18	38.9	38.9	39.1	39.4	40.1	39.6	39.5	38.5	36.8	35.3	35.9	38.8	43.3	44.5	44.3	43.3	43.3
19	39.1	38.9	39.5	38.5	38.7	38.4	39.4	37.8	35.6	34.7	37.4	41.7	47.2	46.5	45.7	44.5	44.5
20	38.6	38.9	39.3	39.3	39.2	39.1	38.8	37.9	36.5	35.7	37.2	39.9	45.3	46.5	46.6	44.5	44.5
21	39.3	39.3	39.3	39.5	39.5	38.5	38.3	37.2	35.2	34.9	36.9	39.7	43.2	44.8	44.5	43.4	43.4
22	39.4	38.9	38.3	37.5	40.4	39.6	39.1	37.5	35.6	35.4	36.5	39.9	42.5	45.2	45.5	45.3	45.3
23	39.3	39.2	38.8	38.6	38.5	38.2	37.7	36.6	35.6	36.2	37.3	40.0	42.3	44.4	44.4	42.9	42.9
24	39.4	39.4	39.2	38.9	38.5	38.2	37.7	36.2	35.0	34.7	35.9	40.0	43.7	44.4	44.7	43.2	43.2
25 **	38.8	38.9	38.9	42.0	41.2	39.4	39.4	45.1	42.3	40.8	35.9	40.2	44.4	49.8	50.4	60.3	60.3
26	33.6	33.8	35.1	35.1	34.8	34.7	34.6	35.6	34.6	36.4	38.4	40.8	44.9	43.9	43.4	43.2	43.2
27	34.5	33.4	32.0	34.1	36.0	36.5	36.0	34.9	35.4	36.4	37.4	39.5	41.8	42.9	42.4	41.6	41.6
28 **	34.4	36.5	37.4	39.4	34.2	34.9	35.9	35.9	36.3	37.1	39.2	41.1	43.8	45.0	43.4	42.4	42.4
29 **	32.4	31.8	32.8	33.7	32.4	33.8	36.3	37.1	35.5	36.1	37.7	41.7	43.4	44.9	48.4	47.4	47.4
Mean	37.1	37.2	37.7	38.3	38.4	38.4	38.5	38.0	37.0	36.8	38.2	40.8	43.3	44.5	44.4	43.7	43.7
Mean *	38.6	38.9	39.3	39.0	39.1	39.1	38.7	38.0	37.0	36.6	38.3	40.7	42.2	43.1	43.0	42.2	42.2
Mean **	35.2	35.3	35.7	38.1	37.3	38.3	39.4	39.2	38.1	37.9	38.6	41.2	43.7	45.8	46.2	47.4	47.4

* International Quiet Day. ** International Disturbed Day.

AND EXTREME VALUES RECORDED EACH DAY

16 ^h	17 ^h	18 ^h	19 ^h	20 ^h	21 ^h	22 ^h	23 ^h	24 ^h	Mean	Maximum	Minimum	Range	Date	
8° + Tabular Quantities														JANUARY
										h m	h m			
39.0	45.0	42.2	40.0	34.6	24.6	31.6	34.2	38.4	17 18	46.0	23.3	21 55	22.7	1
40.6	41.7	41.5	36.6	34.1	36.5	37.0	35.5	39.1	15 50	44.6	31.1	20 1	13.5	2
44.1	41.7	41.2	40.6	39.6	38.2	38.8	35.2	39.9	16 53	44.7	33.7	23 26	11.0	3
42.1	43.4	41.6	31.1	40.3	39.3	37.3	32.8	39.4	17 58	44.7	22.6	19 14	22.1	4
41.7	41.9	38.6	36.1	40.6	39.0	38.1	38.6	39.9	14 12	44.6	29.0	19 1	15.6	5
41.6	42.3	41.6	39.9	34.8	35.7	37.6	38.4	40.1	13 55	47.1	30.8	20 38	16.3	6
36.5	41.5	41.6	40.2	38.9	35.1	34.6	35.6	39.8	15 52	46.7	29.5	16 48	17.2	7
40.8	40.9	41.3	39.3	39.7	39.0	38.4	38.7	40.1	13 48	45.4	35.5	0 4	9.9	8 *
39.6	40.2	39.6	38.1	38.7	37.4	39.4	39.7	40.3	13 2	49.2	36.4	21 24	12.8	9
45.9	39.7	32.0	39.5	38.2	31.6	31.8	29.5	40.0	12 51	51.3	24.0	18 12	27.3	10
44.6	43.5	33.6	32.8	37.7	38.4	38.3	38.5	40.3	11 29	50.1	20.5	18 55	29.6	11 **
46.6	47.8	46.8	36.5	30.0	33.4	35.8	35.5	40.3	16 57	51.0	13.2†	20 1	37.8	12
42.4	41.6	41.6	40.6	39.5	38.7	38.6	38.6	40.4	14 31	45.4	35.5	0 20	9.9	13
40.0	40.5	39.6	38.5	38.9	37.2	37.5	39.5	39.2	13 28	43.5	34.4	21 57	9.1	14
41.5	41.2	40.5	39.9	39.5	39.1	38.6	37.9	40.2	13 19	44.4	37.1	23 42	7.3	15 *
41.6	40.9	40.8	39.6	39.4	39.0	39.5	39.5	40.1	13 19	44.5	36.8	8 50	7.7	16 *
42.2	42.0	41.4	40.5	39.6	38.6	37.0	36.7	40.2	13 9	45.3	34.1	23 0	11.2	17
43.5	42.5	42.0	31.5	30.4	25.0	31.5	35.0	39.6	14 48	51.8†	18.1	21 55	33.7	18 **
41.4	43.4	40.6	32.7	35.7	36.5	37.6	36.9	40.0	13 7	50.0	27.2	0 47	22.8	19 **
40.4	40.2	40.3	39.8	39.5	39.0	38.6	39.1	39.6	13 30	42.5	37.3	0 13	5.2	20 *
38.5	42.4	41.7	40.6	39.0	38.2	36.4	36.0	39.6	17 29	44.5	28.7	24 0	15.8	21
41.3	42.2	41.5	40.8	40.5	39.7	39.5	39.5	38.2	13 49	46.2	26.6	1 43	19.6	22
40.6	40.5	40.8	37.3	29.2	31.5	37.9	35.2	38.9	22 23	48.1	26.0	20 42	22.1	23
42.5	39.5	38.9	31.4	27.4	30.7	28.7	30.7	38.6	12 40	48.1	18.1	19 40	30.0	24 **
41.1	40.2	40.5	38.3	39.3	38.7	38.9	39.3	39.4	14 3	44.7	23.3	0 20	21.4	25
40.8	40.5	40.3	39.6	39.2	38.8	38.8	39.2	39.6	13 54	43.7	36.7	8 41	7.0	26 *
45.5	44.5	44.3	31.6	30.3	36.6	37.5	37.1	40.6	14 18	51.5	21.5	20 1	30.0	27
40.5	40.3	41.1	34.1	25.7	34.8	36.4	36.6	38.1	13 14	46.4	23.9	20 13	22.5	28 **
43.6	40.3	37.5	40.5	37.3	38.3	37.8	37.5	39.2	14 18	47.1	32.3	18 14	14.8	29
42.5	36.3	39.6	39.5	39.3	33.8	34.4	36.7	38.9	13 46	46.7	27.6	21 48	19.1	30
39.2	38.0	39.8	38.3	36.6	39.5	37.6	37.6	38.7	13 49	46.3	32.8	0 30	13.5	31
41.7	41.5	40.5	37.6	36.6	36.2	36.8	36.8	39.6	-	46.6	28.6	-	18.0	Mean
41.0	40.7	40.6	39.6	39.5	39.0	38.8	38.9	39.9	-	44.1	36.7	-	7.4	Mean *
42.5	41.8	39.2	32.5	31.4	33.1	34.5	35.5	39.3	-	49.3	21.6	-	27.7	Mean **
8° + Tabular Quantities														FEBRUARY
										h m	h m			
40.4	40.9	40.5	38.4	35.3	35.3	35.8	36.0	38.3	12 49	45.5	28.7	1 6	16.8	1
41.1	34.6	37.0	40.5	37.3	37.8	35.4	36.0	38.6	12 50	45.3	27.7	17 47	17.6	2
41.0	41.0	41.6	36.5	39.0	39.2	33.7	33.3	39.0	14 30	44.6	26.9	22 51	17.7	3
40.9	40.2	40.6	38.5	39.5	35.9	36.6	38.5	39.1	13 5	44.5	33.4	21 10	11.1	4
40.3	40.1	39.6	37.0	34.3	34.3	34.5	36.5	38.9	12 47	45.3	32.6	20 2	12.7	5
41.5	39.6	39.9	39.9	39.5	39.2	39.2	39.4	39.6	13 28	44.5	29.6	0 56	14.9	6
41.0	40.5	40.3	40.2	40.3	39.5	37.5	36.9	39.7	13 8	44.3	36.0	23 3	8.3	7 *
42.0	41.4	40.5	40.3	39.5	39.2	39.4	38.9	40.0	13 11	44.6	36.3	8 46	8.3	8 *
41.6	41.5	41.2	40.5	39.5	39.1	39.0	39.0	39.4	13 53	42.6	36.3	8 50	6.3	9 *
41.3	40.9	41.0	40.4	39.7	38.9	38.5	38.5	40.0	12 7	43.7	36.4	9 9	7.3	10 *
48.1	46.0	43.5	39.5	28.5	33.4	29.1	32.1	39.3	16 51	49.0	24.9	20 25	24.1	11 **
40.5	40.6	40.6	39.6	39.3	38.7	38.5	37.5	39.5	6 22	49.1	18.7	1 3	30.4	12 **
41.2	40.2	39.7	39.5	39.0	37.8	37.8	38.9	39.8	14 51	45.9	36.9	9 50	9.0	13
42.0	40.8	40.3	39.8	39.5	38.8	38.8	39.1	39.5	14 26	44.7	34.5	10 4	10.2	14 *
42.7	42.5	42.1	41.2	39.5	38.3	38.8	37.5	40.2	3 42	47.2	34.4	9 46	12.8	15
44.3	41.3	34.8	37.7	35.0	36.5	37.5	37.9	39.5	14 40	50.1	31.9	18 23	18.2	16
42.6	42.2	41.4	40.8	39.9	39.5	38.7	38.8	40.2	13 51	45.9	35.2	8 47	10.7	17
41.4	41.3	40.9	40.5	39.4	38.8	38.8	39.0	39.8	13 24	45.4	34.3	10 10	11.1	18
43.8	41.7	41.6	40.7	39.4	39.1	36.2	38.6	40.2	14 48	49.1	34.2	8 30	14.9	19
42.2	41.4	40.5	40.1	39.5	39.3	39.5	39.5	40.2	14 10	48.6	35.3	9 40	13.3	20
40.9	41.1	40.8	40.4	40.4	40.0	39.6	39.5	39.8	13 34	47.0	33.6	9 16	13.4	21
42.8	42.1	41.3	39.8	39.5	39.3	39.1	39.4	40.0	13 44	47.2	32.7	9 2	14.5	22
39.9	38.5	38.7	38.9	39.2	39.5	39.5	39.6	39.3	13 30	45.2	34.8	8 46	10.4	23
41.7	41.5	40.3	40.8	40.4	38.9	39.5	39.2	39.6	12 51	46.0	34.2	9 50	11.8	24
56.9	49.4	42.0	36.9	20.6	34.4	36.5	35.0	41.6	15 38	68.2†	15.9†	20 32	52.3	25 **
41.8	40.9	40.5	40.5	38.9	38.4	35.8	36.2	38.2	13 3	48.0	31.5	9 33	16.5	26
40.4	40.3	39.4	30.2	33.4	36.3	36.0	36.2	37.0	13 53	43.6	20.9	19 50	22.7	27
40.3	40.8	33.6	35.5	37.4	34.6	33.9	31.4	37.7	13 8	46.2	26.1	18 44	20.1	28 **
43.4	37.2	38.4	37.3	35.6	35.4	35.3	37.9	37.7	15 11	50.8	26.1	0 1	24.7	29 **
42.3	41.1	40.1	39.0	37.5	37.8	37.2	37.5	39.4	-	47.0	31.0	-	15.9	Mean
41.6	41.0	40.7	40.2	39.7	39.1	38.6	38.5	39.7	-	44.0	35.9	-	8.1	Mean *
45.8	42.8	39.6	37.8	32.3	35.3	34.7	34.8	39.2	-	52.7	22.3	-	30.3	Mean **

* International Quiet Day. ** International Disturbed Day. † Indicates extreme monthly value.

TABLE I. - HOURLY MEANS OF MAGNETIC DECLINATION WEST

U.T.	0 ^h	1 ^h	2 ^h	3 ^h	4 ^h	5 ^h	6 ^h	7 ^h	8 ^h	9 ^h	10 ^h	11 ^h	12 ^h	13 ^h	14 ^h	15 ^h	16 ^h
MARCH																	
8° + Tabular Quantities																	
1	35.4	37.1	36.1	36.0	36.9	37.4	38.4	38.8	36.4	36.4	37.4	39.5	41.6	44.8	44.2	43.2	
2	36.5	34.0	32.8	34.5	38.4	37.5	40.4	37.5	35.4	36.9	38.8	42.4	42.3	44.4	44.1	42.4	
3	**	31.5	31.6	33.1	28.4	31.6	31.1	36.1	36.0	39.2	39.9	40.8	43.4	49.2	49.4	49.4	43.7
4		33.2	39.2	37.2	36.8	37.4	36.4	36.3	37.1	36.4	37.4	39.4	42.2	42.4	46.3	44.4	44.4
5		37.2	37.2	37.4	37.4	37.5	37.6	37.6	37.5	36.4	36.4	37.9	40.3	42.4	43.4	44.4	43.7
6		36.4	33.5	33.4	34.7	35.4	33.5	34.7	35.5	34.2	35.1	38.4	42.0	45.5	47.4	46.2	44.8
7	*	38.3	38.1	37.8	37.8	37.5	37.0	36.7	35.3	34.2	34.5	36.6	40.2	43.3	45.6	43.8	42.5
8	**	38.2	37.6	37.7	37.6	37.5	37.5	37.2	35.5	34.5	35.5	37.5	40.8	43.6	45.2	44.5	43.3
9	*	38.8	38.5	38.4	38.3	37.6	37.4	36.7	36.0	34.7	35.3	37.1	40.5	43.0	43.7	42.6	41.6
10		39.1	38.6	38.4	38.2	38.3	38.9	37.5	37.1	35.5	35.0	35.6	39.5	42.6	45.0	45.2	43.5
11		21.6	25.4	26.8	33.5	34.5	34.5	36.9	36.3	33.1	34.4	35.5	38.6	42.0	44.4	44.5	44.2
12		35.5	37.3	37.9	37.5	38.0	37.9	37.3	34.9	33.1	34.0	36.3	40.1	44.2	45.1	46.6	45.7
13		38.5	38.5	38.2	36.9	38.1	39.5	37.3	37.9	36.3	35.5	37.5	40.5	42.6	44.6	44.6	45.0
14		34.5	36.5	37.5	38.4	37.7	37.3	37.1	35.0	34.0	34.8	36.6	40.5	45.7	45.9	46.7	45.0
15		39.4	40.0	39.5	38.0	37.7	37.7	37.5	35.0	34.9	35.6	39.4	42.5	44.8	46.9	46.7	44.7
16		37.9	37.9	37.9	37.9	37.9	38.1	37.5	36.5	36.9	37.2	38.1	41.7	44.5	45.5	44.5	43.5
17	*	38.5	38.3	38.3	38.4	38.4	38.0	37.4	35.1	33.4	34.5	38.0	41.5	44.3	45.5	44.6	42.8
18	*	38.3	38.4	38.5	38.3	38.5	38.3	37.4	35.3	33.7	33.2	35.5	39.4	41.6	44.2	45.2	43.5
19		38.5	38.6	38.5	39.4	37.8	38.2	37.8	36.2	34.1	34.2	37.4	41.4	44.7	46.9	46.6	44.5
20		29.3	32.8	36.7	39.8	38.3	37.5	36.7	35.5	34.2	33.6	36.2	39.5	42.2	44.3	44.5	44.3
21	**	34.1	31.2	36.5	36.5	35.8	36.4	36.5	36.5	37.5	37.8	37.3	43.1	43.8	48.8	47.4	46.6
22	**	24.5	29.2	21.5	19.5	25.5	34.2	32.7	30.4	32.4	34.5	38.8	44.5	46.8	47.7	48.1	45.5
23		29.1	21.2	25.8	28.0	30.5	30.0	34.4	36.0	37.2	37.7	39.3	41.3	43.8	44.5	44.2	42.7
24	**	38.2	37.5	37.7	37.6	36.8	37.2	35.7	33.1	31.5	32.7	37.0	42.7	47.7	51.0	51.4	46.7
25		37.2	34.6	35.1	35.5	35.5	36.2	34.9	33.4	33.5	34.5	36.4	41.0	43.4	45.4	44.2	44.3
26		34.2	36.3	34.9	36.7	35.5	36.1	36.5	34.5	32.4	32.6	37.6	40.3	44.5	46.3	43.1	44.1
27		37.5	38.3	38.8	37.2	36.5	37.5	37.0	34.3	32.8	33.7	37.6	41.6	45.5	46.7	47.9	47.5
28		31.4	32.6	34.6	30.6	32.5	33.6	36.6	35.3	35.2	36.5	39.5	44.4	47.1	48.1	47.3	46.7
29	**	17.1	33.7	28.6	32.1	35.6	34.1	33.6	35.6	37.7	34.6	37.6	40.4	43.2	45.3	44.3	42.9
30		38.6	37.9	37.5	37.6	37.5	38.6	39.0	35.9	34.3	34.0	36.1	39.6	43.6	46.9	47.6	45.9
31		31.8	31.7	32.1	33.6	33.8	33.7	33.7	32.7	33.8	36.7	40.2	43.7	47.4	48.7	49.9	47.5
Mean		34.5	35.3	35.3	35.6	36.1	36.4	36.6	35.5	34.8	35.3	37.7	41.3	44.2	46.0	45.8	44.4
Mean *		38.4	38.2	38.1	38.1	37.9	37.6	37.1	35.4	34.1	34.6	36.9	40.5	43.2	44.8	44.1	42.7
Mean **		29.1	32.6	31.5	30.8	33.1	34.6	34.9	34.3	35.7	35.9	38.3	42.8	46.1	48.4	48.1	45.1
APRIL																	
8° + Tabular Quantities																	
1	32.7	30.1	30.7	31.8	35.3	36.8	34.2	34.4	34.4	34.7	37.1	40.7	43.1	45.8	46.0	44.7	
2	35.7	35.4	35.5	35.5	35.7	36.1	35.4	33.3	32.0	33.8	39.2	43.8	46.7	48.6	47.4	47.0	
3	31.6	29.7	31.1	29.7	32.1	31.7	31.7	32.0	32.7	35.3	38.5	42.3	46.1	46.7	46.1	45.2	
4	36.5	35.8	33.7	37.7	36.1	35.7	37.1	37.6	37.9	38.7	41.1	45.1	46.2	47.1	45.7	43.8	
5	38.6	38.2	38.0	35.8	36.4	36.8	36.1	34.8	34.6	35.2	38.6	41.6	44.5	46.9	46.1	44.8	
6	38.7	38.3	37.8	38.0	37.9	37.8	36.8	34.2	34.6	34.0	36.6	41.5	45.9	47.9	48.0	43.5	
7	37.7	31.3	33.8	35.5	36.3	36.5	35.8	33.9	34.1	34.8	37.1	41.8	43.8	45.8	42.9	41.3	
8	38.7	38.9	38.7	38.7	38.0	35.8	33.8	32.9	33.8	34.9	39.1	42.0	45.8	46.2	45.3	43.5	
9	38.8	38.6	38.8	38.8	36.9	36.1	35.5	33.2	31.8	33.8	36.9	40.7	43.0	45.8	44.1	42.8	
10	38.2	38.2	37.9	37.8	37.2	36.2	35.9	35.7	35.4	36.2	38.9	42.6	45.9	46.8	47.0	43.9	
11	37.8	37.8	37.7	37.8	38.8	35.8	34.4	31.9	30.8	32.1	36.2	40.4	44.8	46.8	47.6	44.3	
12	37.8	35.9	35.8	36.3	36.7	35.8	33.8	32.4	31.8	33.4	37.5	41.0	46.0	45.8	44.6	43.8	
13	*	38.3	38.1	38.7	39.9	38.8	36.8	34.2	31.9	29.9	31.4	34.8	38.8	43.3	45.4	45.4	43.1
14	*	38.7	38.3	38.2	38.2	38.5	38.4	37.2	32.2	30.0	31.5	36.8	42.6	47.4	48.3	46.8	44.8
15	*	39.0	38.5	38.7	38.0	38.0	38.1	35.9	32.9	30.9	32.6	37.8	42.6	45.8	46.8	44.9	43.0
16	38.3	37.6	37.8	38.7	40.8	36.6	34.8	31.3	28.5	28.8	32.6	37.4	41.8	43.7	43.5	43.6	
17	34.8	31.9	28.8	32.5	35.0	30.7	29.8	28.3	27.2	29.4	33.4	37.8	41.1	44.1	44.8	43.8	
18	35.6	35.2	35.0	34.3	37.6	34.5	31.1	34.4	31.3	31.7	34.0	37.1	37.9	40.7	43.3	42.0	
19	32.4	32.3	32.7	31.8	33.7	33.4	33.3	32.4	32.7	34.9	37.6	42.0	44.4	46.1	44.9	43.6	
20	37.8	36.0	36.1	35.5	34.7	32.9	32.1	30.6	30.2	31.9	36.3	41.5	45.5	47.5	46.0	43.8	
21	**	34.5	32.8	32.7	32.2	31.9	33.6	30.9	28.1	29.0	33.8	39.8	48.8	46.4	48.9	46.2	44.9
22	**	22.3	25.1	22.5	19.2	28.8	31.5	31.5	38.0	38.2	35.4	43.0	44.0	43.9	45.7	45.1	41.7
23		33.3	34.6	35.4	32.5	33.6	33.6	32.5	30.5	31.1	33.5	37.9	42.5	45.6	44.8	44.1	42.2
24	*	36.6	36.1	35.6	35.3	34.4	33.5	32.0	31.5	31.8	33.7	37.4	41.9	45.6	46.5	44.6	41.7
25	*	36.7	38.9	37.5	35.4	34.6	34.5	32.6	30.9	31.3	34.6	40.0	45.0	48.2	48.6	47.5	45.1
26		38.1	37.5	36.6	37.3	39.1	36.0	33.3	32.6	33.1	35.0	40.7	46.3	48.9	48.6	48.6	46.8
27	**	26.4	17.8	26.0	22.7	13.5	27.7	22.6	40.9	44.5	36.7	39.6	46.1	46.2	45.9	47.0	44.3
28	**	23.6	25.5	23.6	31.4	26.6	32.9	33.6	32.2	33.0	33.7	36.6	39.5	42.6	42.5	41.6	41.8
29		23.5	31.2	23.8	30.9	28.9	27.5	28.6	34.2	37.9	40.9	43.5	44.4	45.2	46.5	47.2	46.6
30	**	34.7	34.6	34.8	31.7	31.8	38.2	34.6	35.2	37.8	38.8	42.6	46.2	47.5	48.2	49.8	51.1
Mean		34.9	34.3	34.1	34.4	34.6	34.7	33.4	33.1	33.1	34.2	38.0	42.3	45.0	46.3	45.7	44.1
Mean *		37.9	38.0	37.7	37.4	36.9	36.3	34.4	31.9	3							

AND EXTREME VALUES RECORDED EACH DAY

16 ^h	17 ^h	18 ^h	19 ^h	20 ^h	21 ^h	22 ^h	23 ^h	24 ^h	Mean	Maximum	Minimum	Range	Date	
8° + Tabular Quantities													MARCH	
										h m		h m		
41.9	41.5	36.9	33.2	35.6	33.4	28.2	35.4	37.7	14 29	45.2	25.1	22 31	20.1	1
40.5	37.3	37.3	40.1	34.7	34.7	35.8	36.4	38.1	13 8	46.2	30.7	2 19	15.5	2
42.0	42.5	35.4	30.4	31.6	21.1	14.6	24.1	35.7	12 22	53.3†	2.4†	21 53	50.9	3 **
41.7	40.4	39.6	39.0	39.1	38.2	37.5	36.8	39.1	14 2	49.1	28.5	0 2	20.6	4
43.2	42.3	38.7	37.7	37.2	36.5	36.2	36.5	38.9	14 24	45.5	35.3	22 10	10.2	5
42.3	41.6	40.0	32.6	35.5	37.7	37.8	38.2	38.2	13 3	51.8	28.7	19 36	23.1	6
40.5	38.6	38.2	38.5	38.5	38.3	37.5	37.6	38.6	13 31	46.4	33.5	8 43	12.9	7 *
41.7	40.9	40.6	40.1	39.4	39.2	38.9	39.0	39.3	13 48	46.1	34.2	8 47	11.9	8 *
40.0	40.1	40.0	39.7	39.5	39.7	39.5	39.3	39.1	13 30	44.6	34.3	8 23	10.3	9 *
40.8	39.5	39.1	38.1	31.5	30.3	31.2	21.0	37.5	14 31	45.9	13.0	23 29	32.9	10
42.8	42.7	41.6	40.7	39.8	39.3	35.5	30.5	36.6	15 9	45.6	14.7	2 4	30.9	11
44.3	42.2	41.5	41.0	38.0	37.9	38.2	38.7	39.3	14 48	48.0	32.3	8 46	15.7	12
42.4	41.1	40.2	39.5	38.5	37.9	37.5	35.4	39.3	13 39	46.2	30.8	23 49	15.4	13
43.5	41.1	40.5	38.9	37.6	35.7	35.6	37.1	38.9	14 3	48.2	32.5	7 54	15.7	14
41.6	39.1	39.0	39.5	39.1	38.8	38.4	37.4	39.7	14 4	48.1	33.7	8 28	14.4	15
41.4	40.2	40.5	40.0	39.7	36.3	35.5	38.3	39.4	12 50	47.2	32.7	21 56	14.5	16
40.7	40.2	39.7	39.5	39.5	39.4	39.3	38.1	39.3	13 51	46.3	32.7	8 47	13.6	17 *
41.1	41.1	40.7	40.1	39.6	39.4	37.3	37.5	39.0	14 35	46.4	32.5	9 28	13.9	18 *
42.5	40.3	39.4	40.5	40.5	30.5	27.9	29.3	38.6	14 56	48.0	25.0	21 50	23.0	19
43.0	42.5	42.5	41.5	41.2	40.2	39.2	38.4	38.9	14 53	46.7	28.0	0 28	18.7	20
48.0	41.8	38.0	37.5	38.2	36.5	31.6	24.5	38.4	16 17	50.0	23.4	23 29	26.6	21 **
43.5	37.1	35.5	39.6	38.7	34.8	26.5	24.7	34.8	14 10	49.9	14.2	3 9	35.7	22 **
41.1	39.8	39.3	39.2	39.1	38.5	38.5	38.5	36.7	13 54	45.4	17.0	1 38	28.4	23
42.9	41.2	40.2	39.1	34.7	32.2	31.4	28.9	38.5	14 2	52.8	27.9	20 45	24.9	24 **
42.5	40.2	37.5	38.5	39.1	37.3	27.1	31.7	37.5	13 19	46.6	21.5	22 37	25.1	25
42.2	41.6	39.3	38.2	36.8	34.4	35.5	37.0	37.9	13 22	47.4	29.7	21 38	17.7	26
44.8	40.5	35.3	37.3	38.3	34.2	32.5	31.6	38.5	14 20	48.8	30.7	23 32	18.1	27
45.2	40.7	37.6	36.1	33.1	29.6	23.6	23.6	36.7	13 8	49.5	21.4	22 22	28.1	28
40.5	36.9	32.8	38.1	39.7	34.5	35.3	37.9	36.3	13 4	46.3	15.9	0 42	30.4	29 **
43.2	41.7	38.6	39.0	37.9	32.6	29.7	32.7	38.6	14 24	48.3	28.1	22 29	20.2	30
43.7	41.4	38.7	36.7	37.0	37.7	37.7	35.3	38.3	14 3	51.1	28.9	1 40	22.2	31
42.4	40.6	38.8	38.4	37.7	35.7	33.9	33.9	38.2	-	47.8	26.4	-	21.3	Mean
40.8	40.2	39.8	39.6	39.3	39.2	38.5	38.3	39.1	-	46.0	33.4	-	12.5	Mean *
43.4	39.9	36.4	36.9	36.6	31.8	27.9	28.0	36.7	-	50.5	16.8	-	33.7	Mean **
8° + Tabular Quantities													APRIL	
										h m		h m		
42.2	39.9	39.4	39.1	38.7	38.7	35.6	37.1	37.6	14 39	47.4	28.1	1 46	19.3	1
45.2	41.1	37.7	35.1	34.1	28.5	33.4	32.9	37.9	14 16	50.8	25.3	21 3	25.5	2
43.7	42.2	42.7	41.7	40.7	39.6	39.4	37.1	37.9	12 36	50.2	26.5	3 20	23.7	3
42.1	40.7	38.2	38.7	35.7	38.4	39.0	39.1	39.5	13 8	48.2	32.7	2 16	15.5	4
43.9	42.7	39.8	34.8	38.7	39.8	38.8	39.2	39.4	13 31	47.7	31.1	19 33	16.6	5
41.4	39.2	39.1	39.5	37.8	34.8	36.5	37.9	39.1	14 28	50.2	32.0	21 10	18.2	6
39.8	37.2	38.4	39.1	38.9	38.8	36.8	37.5	37.9	13 48	47.6	27.6	1 22	20.0	7
40.8	39.3	37.8	36.5	37.4	38.2	38.8	38.9	38.9	13 40	47.4	31.8	7 46	15.6	8
41.2	39.7	37.7	37.7	37.1	37.2	37.2	37.8	38.4	13 23	48.3	29.9	8 41	18.4	9
41.2	39.4	38.8	38.2	38.2	38.2	38.3	38.8	39.4	14 23	48.1	33.7	7 26	14.4	10
42.5	41.3	38.8	36.8	36.8	36.8	38.3	37.8	38.5	14 26	49.4	29.9	8 13	19.5	11
40.9	39.8	38.8	39.8	38.1	38.6	39.3	38.8	38.4	12 40	47.7	29.4	6 58	18.3	12
39.8	38.8	39.5	39.8	39.9	39.8	39.2	38.8	38.5	14 15	46.5	29.1	8 21	17.4	13 *
41.8	39.8	39.5	39.7	39.0	37.8	37.5	38.8	39.2	12 51	49.5	29.1	8 37	20.4	14 *
42.1	41.1	41.1	38.4	39.6	39.9	39.6	37.7	39.3	13 19	48.3	30.9	8 30	17.4	15 *
42.3	41.4	38.8	37.8	35.3	35.9	35.3	31.8	37.3	13 51	44.8	27.5	8 48	17.3	16
41.9	40.2	39.5	39.3	40.3	35.3	36.2	35.9	35.9	14 30	45.8	25.9	8 2	19.9	17
40.2	39.7	38.7	38.9	39.0	37.9	36.8	31.4	36.6	14 24	44.0	29.3	6 30	14.7	18
40.0	38.0	37.5	38.5	38.9	38.5	38.6	38.2	37.4	13 40	47.5	30.7	7 59	16.8	19
41.6	39.8	38.8	35.7	35.4	35.6	35.0	32.9	37.2	13 24	48.3	29.1	8 23	19.2	20
45.1	45.9	39.8	35.2	27.0	23.9	29.6	23.7	36.0	13 57	53.8†	15.5	23 42	38.3	21 **
40.7	38.7	37.7	35.5	38.0	36.3	33.9	31.8	35.4	13 58	47.3	14.4	3 7	32.9	22 **
40.0	38.8	39.4	39.1	38.6	38.2	38.3	37.5	37.4	12 33	48.6	28.8	7 46	19.8	23
40.0	38.6	38.0	38.1	37.8	37.5	38.3	38.6	37.7	13 31	47.3	30.8	7 47	16.5	24 *
42.8	40.1	39.2	38.7	37.5	36.6	36.7	37.6	38.8	13 48	49.3	29.9	7 47	19.4	25 *
44.5	41.6	40.3	37.6	37.0	29.1	22.7	24.4	38.2	12 14	50.4	20.5	22 42	29.9	26
42.6	40.7	38.8	38.8	36.0	28.0	24.5	26.6	34.3	8 32	51.1	-5.3†	4 1	56.4	27 **
41.2	41.4	40.8	41.5	39.6	38.3	33.9	21.1	34.9	19 2	44.7	10.6	23 54	34.1	28 **
43.6	39.8	38.8	38.4	38.4	37.8	37.6	36.6	37.2	14 40	48.6	15.2	2 12	33.4	29
47.9	44.1	30.8	36.3	37.6	38.0	38.5	38.9	39.6	14 57	53.8†	26.0	3 37	27.8	30 **
42.1	40.4	38.8	38.1	37.6	36.4	36.1	35.2	37.8	-	48.4	25.9	-	22.6	Mean
41.3	39.7	39.5	38.9	38.8	38.3	38.3	38.3	38.7	-	48.2	30.0	-	18.2	Mean *
43.5	42.2	37.6	37.5	35.6	32.9	32.1	28.4	36.0	-	50.1	12.2	-	37.9	Mean **

* International Quiet Day. ** International Disturbed Day. † Indicates extreme monthly value.

TABLE I. - HOURLY MEANS OF MAGNETIC DECLINATION WEST

U.T.	0 ^h	1 ^h	2 ^h	3 ^h	4 ^h	5 ^h	6 ^h	7 ^h	8 ^h	9 ^h	10 ^h	11 ^h	12 ^h	13 ^h	14 ^h	15 ^h	16 ^h
MAY																	
8° + Tabular Quantities																	
1	37.2	36.7	37.3	36.7	35.0	36.1	35.7	35.5	37.3	37.6	37.7	41.0	42.4	43.6	43.1	41.4	
2 *	36.2	36.3	35.8	35.6	34.5	33.6	31.8	30.7	31.1	32.5	35.5	38.5	41.5	43.5	43.5	42.5	
3	38.2	38.1	35.8	35.2	36.4	34.8	32.6	31.2	31.4	33.4	36.3	41.4	44.7	45.6	45.0	45.5	
4	36.2	36.2	35.5	35.4	35.5	33.8	32.0	31.1	32.0	33.8	36.0	39.1	44.1	44.0	43.9	42.8	
5	35.9	33.7	35.0	34.8	34.6	34.6	37.1	37.5	34.8	36.8	39.2	41.7	43.3	42.1	41.6	40.5	
6	37.2	36.5	35.8	35.4	35.9	34.2	32.8	32.0	33.0	36.1	37.3	40.1	42.0	43.0	41.9	40.5	
7	37.1	36.4	37.1	38.7	37.9	36.5	33.5	32.6	33.4	36.0	38.4	41.5	42.9	42.2	41.6	39.6	
8 *	36.8	37.1	36.7	36.6	35.6	34.1	31.7	29.8	30.6	32.9	37.5	42.0	44.9	46.6	44.1	41.0	
9 *	37.1	37.2	37.6	36.6	36.0	34.6	32.0	31.6	31.7	33.1	36.7	41.2	45.6	46.6	45.2	43.0	
10 *	37.1	37.6	36.6	36.2	35.1	33.2	31.0	29.1	29.6	32.9	37.4	41.6	44.8	45.0	43.5	41.4	
11 *	38.4	39.6	38.6	36.8	35.6	33.3	31.0	30.5	31.2	33.2	36.4	40.1	43.1	43.5	42.5	41.0	
12	40.0	38.2	41.5	41.4	42.2	35.1	33.8	32.6	31.6	33.0	37.7	43.4	48.1	51.1	50.4	50.3	
13	34.9	35.8	34.8	34.9	33.3	33.4	31.1	31.2	41.7	39.1	40.1	43.1	46.2	44.6	44.4	44.0	
14	35.4	36.0	35.9	35.0	34.4	31.3	29.5	28.7	32.0	33.4	36.4	39.3	41.7	44.5	44.3	42.2	
15 **	38.7	35.3	37.3	34.4	36.0	38.0	35.5	31.9	33.8	34.3	34.9	38.3	42.5	43.7	44.6	46.5	
16 **	35.9	32.5	40.5	39.6	37.4	50.4	34.8	34.0	27.5	39.3	39.7	42.4	40.4	46.1	54.9	50.5	
17 **	20.2	27.4	28.7	34.5	36.2	36.7	35.1	33.6	31.8	33.0	39.8	41.2	43.3	44.2	42.0	40.4	
18	35.7	35.7	36.2	35.9	34.9	35.1	33.3	30.9	32.0	34.2	37.7	39.6	41.7	42.7	42.1	41.0	
19	36.4	37.0	35.7	34.5	33.2	30.6	29.1	30.0	28.9	31.5	36.7	37.7	39.5	40.1	41.7	41.1	
20	35.7	35.7	36.4	35.6	34.0	32.0	30.0	29.7	31.1	31.7	37.5	38.7	44.6	44.2	44.3	41.9	
21	33.4	28.5	28.7	29.7	33.7	35.4	34.4	33.6	35.1	36.6	39.2	41.7	43.8	45.7	46.1	44.1	
22	36.8	35.4	33.7	35.0	33.1	30.9	30.8	33.2	34.1	33.9	37.7	40.6	43.7	43.8	43.7	42.2	
23	37.0	36.2	35.7	34.7	34.3	33.3	32.5	32.1	33.7	35.4	40.7	42.0	43.6	44.6	45.7	45.6	
24 **	24.8	24.6	26.8	34.4	33.4	33.5	33.4	30.8	31.7	32.3	38.4	42.8	52.2	53.6	51.8	44.9	
25 **	28.8	25.2	25.5	26.3	35.3	37.2	30.4	36.8	37.9	37.5	38.6	41.5	43.8	43.1	41.5	40.6	
26	31.0	32.8	33.4	30.9	28.9	28.5	27.0	27.9	30.0	33.1	36.8	40.8	43.8	45.5	44.9	43.7	
27	32.0	33.1	36.0	32.9	30.8	28.8	28.6	29.2	30.3	33.3	38.1	41.8	43.8	43.9	44.1	42.8	
28	30.5	31.6	31.5	33.6	31.6	30.1	29.9	30.2	31.9	34.1	37.6	42.1	45.9	46.8	45.9	43.7	
29	37.0	37.1	36.9	35.2	34.3	32.9	31.3	31.8	30.9	32.8	36.9	41.5	45.4	46.9	46.8	45.2	
30	36.4	37.5	34.7	34.5	32.9	35.4	33.1	31.8	31.8	31.9	35.7	39.8	43.1	45.6	45.0	42.7	
31	37.5	37.0	36.2	36.8	32.7	31.0	30.0	29.2	30.0	32.3	34.2	36.4	39.3	40.8	41.9	42.0	
Mean	35.0	34.8	35.1	35.1	34.7	34.1	32.1	31.6	32.4	34.2	37.5	40.7	43.7	44.7	44.6	43.1	
Mean *	37.1	37.6	37.1	36.4	35.4	33.8	31.5	30.3	30.8	32.9	36.7	40.7	44.0	45.0	43.8	41.8	
Mean **	29.7	29.0	31.8	33.8	35.7	39.2	33.8	33.4	32.5	35.3	38.3	41.2	44.4	46.1	47.0	44.6	
JUNE																	
8° + Tabular Quantities																	
1 **	33.9	32.2	31.2	33.5	34.6	38.0	35.1	35.7	34.0	36.8	40.0	42.0	43.9	44.9	44.5	43.5	
2	35.7	35.1	34.0	33.9	34.0	34.1	35.0	34.9	33.2	34.4	36.8	38.7	42.3	42.6	42.3	40.2	
3 *	38.5	39.1	38.7	34.8	32.6	31.0	30.1	30.5	32.0	34.9	38.0	40.8	43.0	43.2	42.7	40.9	
4	37.4	36.5	35.7	35.1	33.7	32.1	30.9	30.7	31.2	33.9	36.3	41.0	43.8	43.7	42.8	40.9	
5	36.8	37.5	36.2	36.3	34.4	31.5	30.4	30.7	32.5	34.9	37.1	40.9	43.9	43.3	42.4	41.3	
6	36.4	36.7	36.3	35.6	33.8	33.8	32.4	32.0	33.2	35.0	36.7	39.2	42.2	45.2	44.3	42.1	
7 *	38.3	37.6	37.0	35.4	32.5	31.6	30.5	29.7	32.4	34.0	35.6	39.3	42.0	42.8	42.5	41.9	
8	38.0	40.4	36.0	35.1	35.1	34.0	32.3	33.5	34.6	35.9	39.2	41.8	43.6	43.3	42.0	39.8	
9	38.1	37.0	36.7	36.1	34.6	34.2	33.3	34.0	35.5	36.1	37.0	39.0	42.9	46.8	47.0	43.1	
10	35.4	33.3	33.6	32.1	32.0	29.2	27.9	27.1	27.9	29.6	34.0	38.9	40.5	42.4	43.5	43.2	
11	35.0	39.4	37.3	34.3	33.0	33.8	33.1	31.9	32.2	36.7	39.1	41.3	44.3	44.2	44.4	41.8	
12	39.0	37.6	35.9	33.3	31.8	34.0	35.2	34.3	34.0	35.2	36.8	38.1	39.9	40.1	41.0	41.9	
13	33.2	31.9	32.3	32.9	33.2	31.9	30.0	30.0	30.8	32.1	35.0	38.9	41.5	42.9	44.0	43.1	
14	33.4	33.6	35.9	33.8	30.8	28.9	31.2	31.7	29.8	32.2	36.2	39.6	44.3	44.4	44.1	43.8	
15 **	33.8	35.4	40.2	35.9	34.6	33.2	31.9	32.0	33.2	35.4	37.0	40.2	42.1	43.0	44.0	42.8	
16	32.0	34.0	34.5	34.0	35.3	36.0	32.0	31.0	29.6	30.3	33.2	37.3	40.8	41.8	42.4	41.5	
17	35.4	35.0	34.9	35.8	36.2	34.3	31.2	29.9	29.9	32.0	35.1	38.4	39.4	40.1	40.2	40.0	
18 *	37.0	37.2	34.9	33.1	32.5	31.1	30.8	29.5	30.0	31.8	36.3	39.1	41.0	42.4	42.0	40.0	
19 *	35.1	35.3	34.9	35.0	34.0	32.7	31.0	30.0	31.0	33.9	35.5	38.2	40.4	42.8	44.9	44.0	
20 *	34.7	35.5	35.0	34.9	33.8	32.0	30.0	29.5	29.0	31.6	34.9	37.7	41.9	43.4	43.2	41.8	
21	30.3	32.5	32.5	33.3	32.8	29.5	30.7	30.6	30.8	32.9	37.3	42.0	45.9	47.9	46.5	44.0	
22	35.7	36.3	34.3	31.4	32.6	30.5	29.3	30.3	30.0	31.0	34.7	38.9	42.2	43.8	44.9	43.6	
23	36.0	34.9	35.3	34.9	33.1	31.4	30.9	30.6	31.3	34.0	37.3	41.2	43.6	44.6	44.2	42.6	
24 **	31.3	30.4	30.6	29.2	29.6	30.9	31.3	30.1	31.9	35.3	40.4	43.3	45.1	49.1	50.1	47.2	
25 **	30.1	39.7	30.1	39.5	40.4	40.5	34.1	32.1	28.6	28.0	32.2	35.9	38.3	39.1	40.0	40.1	
26	35.6	35.6	36.3	36.1	36.1	36.8	34.3	34.1	33.0	34.2	34.6	37.4	39.3	42.0	43.1	42.2	
27	34.9	34.8	35.4	41.1	41.5	38.0	30.2	28.3	29.6	33.1	36.0	38.5	40.8	41.9	43.7	43.3	
28	35.5	35.0	34.8	34.6	33.9	33.1	31.6	28.9	30.8	31.9	33.7	37.1	39.5	41.3	42.0	41.6	
29	36.0	37.1	36.3	34.3	34.0	34.7	33.8	33.5	34.4	36.1	35.8	39.2	41.0	43.4	44.0	43.1	
30 **	35.2	35.5	34.2	34.8	35.0	39.6	34.5	30.7	30.3	32.2	35.7	39.0	40.6	42.7	45.0	43.0	
Mean	35.3	35.7	35.0	34.7	34.1	33.4	31.8	31.3	31.6	33.5	36.3	39.4	42.0	43.3	43.6	42.3	
Mean *	36.7	36.9	36.1	34.6	33.1	31.7	30.5	29.8	30.9	33.2	36.1	39.0	41.7	42.9	43.1	41.7	
Mean **	32.9	34.6	33.3	34.6	34.8	36.4	33.4	32.1	31.6	33.5	37.1	40.1	42.0	43.8	44.7	43.3	

* International Quiet Day. ** International Disturbed Day.

AND EXTREME VALUES RECORDED EACH DAY

16 ^h	17 ^h	18 ^h	19 ^h	20 ^h	21 ^h	22 ^h	23 ^h	24 ^h	Mean	Maximum	Minimum	Range	Date	
8° + Tabular Quantities													MAY	
										h m		h m		
39.6	36.5	37.1	38.6	38.6	38.4	37.9	37.2	38.3	14 0	46.4	33.6	5 5	12.8	1
41.2	39.5	38.5	38.3	38.1	38.4	37.8	37.1	37.2	13 37	44.6	30.2	7 21	14.4	2 *
44.6	42.1	39.8	39.7	40.1	39.1	36.5	36.7	38.5	15 32	46.5	30.6	7 50	15.9	3
41.7	40.7	40.5	39.6	39.7	39.0	38.0	38.4	37.9	12 52	45.7	30.6	7 41	15.1	4
39.7	38.6	37.0	36.2	35.1	37.4	36.6	36.8	37.5	12 45	44.6	32.7	20 25	11.9	5
37.5	37.4	38.0	38.6	38.5	37.9	37.5	38.1	37.4	13 20	43.9	30.8	7 43	13.1	6
38.9	37.7	36.6	34.9	32.5	36.0	37.4	37.4	37.4	12 28	43.7	30.7	19 57	13.0	7
38.7	37.5	36.2	36.1	37.2	37.6	38.1	37.6	37.4	13 17	48.4	28.7	7 37	19.7	8 *
40.6	38.5	37.0	36.6	37.2	37.8	38.0	37.6	37.9	13 7	47.4	30.7	7 41	16.7	9 *
39.3	37.5	36.6	37.4	37.9	38.1	37.8	37.7	37.3	12 59	46.3	27.9	7 47	18.4	10 *
39.6	37.5	36.7	37.5	38.2	38.8	39.0	39.1	37.6	13 25	44.2	29.8	7 24	14.4	11 *
45.5	41.2	40.0	41.8	41.0	36.3	33.6	35.1	40.2	14 32	52.8	29.6	8 54	23.2	12
40.1	36.4	36.0	36.4	36.1	36.4	37.4	38.6	37.9	12 42	47.4	25.8	7 21	21.6	13
39.5	38.4	35.8	34.4	35.7	35.9	37.9	37.6	36.5	14 12	45.3	27.3	7 20	18.0	14
43.6	37.8	34.7	33.7	34.4	35.5	33.6	36.2	37.3	15 31	50.4	29.8	17 28	20.6	15 **
40.3	36.2	36.0	30.9	36.1	31.0	34.2	30.9	38.4	14 37	62.0†	17.0	24 0	45.0	16 **
38.7	35.9	34.6	34.7	36.4	37.4	37.4	36.5	35.8	13 15	44.9	11.4†	0 26	33.5	17 **
39.5	38.2	37.4	36.7	37.2	37.9	38.0	36.9	37.1	14 2	43.9	29.9	7 47	14.0	18
39.9	38.2	37.2	37.4	37.6	35.9	35.2	36.5	35.9	14 30	43.0	28.1	6 10	14.9	19
39.7	38.3	37.7	37.1	35.6	36.2	37.0	37.7	36.8	12 32	47.5	27.1	6 43	20.4	20
42.2	39.9	39.6	39.0	38.2	38.1	37.8	36.8	37.6	14 2	47.5	27.1	1 36	20.4	21
40.1	39.1	37.2	34.7	37.2	38.7	39.2	37.7	37.2	13 25	45.7	29.6	6 8	16.1	22
45.1	43.2	41.6	42.1	40.7	38.7	31.7	27.1	38.2	15 47	48.2	22.0	23 11	26.2	23
43.3	38.8	35.8	35.4	38.2	34.8	37.3	22.0	36.5	14 8	60.1	17.3	23 48	42.8	24 **
39.3	38.3	36.4	37.0	37.0	33.9	34.6	33.6	35.8	5 49	47.0	19.7	2 20	27.3	25 **
41.6	39.8	38.5	33.7	36.5	35.6	34.6	32.9	35.5	13 43	46.2	26.1	6 23	20.1	26
41.7	40.3	38.8	37.6	36.8	37.6	36.8	33.1	36.3	14 23	45.6	28.1	6 25	17.5	27
41.4	38.8	37.1	37.6	38.5	37.9	38.0	37.6	36.8	13 25	47.8	28.9	0 3	18.9	28
43.2	41.6	40.8	34.9	35.5	34.2	33.8	35.1	37.6	14 9	47.8	30.2	8 47	17.6	29
40.5	38.6	37.6	36.3	35.9	37.1	35.7	36.4	37.1	14 8	46.7	29.8	9 35	16.9	30
40.3	39.0	37.5	37.5	37.8	38.1	37.9	35.7	36.3	15 20	43.1	27.3	8 2	15.8	31
40.9	38.8	37.6	36.9	37.3	37.0	36.7	35.7	37.3	-	47.2	27.4	-	19.9	Mean
39.9	38.1	37.0	37.2	37.7	38.1	38.1	37.8	37.5	-	46.2	29.5	-	16.7	Mean *
41.0	37.4	35.5	34.3	36.4	34.5	35.4	31.8	36.8	-	52.9	19.0	-	33.8	Mean **
8° + Tabular Quantities													JUNE	
										h m		h m		
40.3	39.8	37.2	39.0	39.0	38.7	38.1	38.1	38.1	14 5	45.8	29.5	2 16	16.3	1 **
39.9	38.7	37.0	38.5	39.0	38.9	38.3	37.6	37.3	14 20	43.9	32.1	8 27	11.8	2
38.6	36.0	37.2	37.9	38.5	38.9	38.8	36.0	37.2	12 54	44.7	29.4	6 57	15.3	3 *
39.7	38.0	37.5	38.1	38.6	38.3	38.5	38.4	37.2	14 4	44.9	29.6	6 48	15.3	4
40.0	39.7	39.0	38.2	37.9	37.1	38.0	37.2	37.4	12 44	45.3	29.4	7 19	15.9	5
40.2	38.9	37.8	37.1	36.1	37.6	37.5	38.0	37.4	14 3	46.7	31.0	7 23	15.7	6
39.0	37.8	36.4	36.0	36.5	37.0	37.4	37.1	36.7	13 25	43.3	28.5	7 42	14.8	7 *
38.3	37.3	38.8	39.0	38.0	36.1	33.6	34.7	37.5	12 44	44.8	31.0	6 54	13.8	8
40.8	38.4	36.1	35.9	36.5	35.2	34.0	36.6	37.7	14 4	49.6	31.0	6 3	18.6	9
43.0	40.9	38.0	37.2	36.8	37.6	34.5	31.8	35.4	13 57	44.5	26.2	7 33	18.3	10
42.8	41.6	41.0	39.3	38.8	36.3	37.8	37.1	38.2	12 56	46.8	28.4	7 54	18.4	11
41.3	40.5	38.7	37.4	37.7	36.9	35.0	34.0	37.1	16 3	43.5	31.3	4 41	12.2	12
41.8	39.8	38.1	37.0	37.1	35.4	33.0	32.2	35.8	14 8	45.6	27.8	6 54	17.8	13
42.0	40.9	39.5	39.0	38.6	37.7	36.0	34.9	36.8	12 42	46.6	27.4	6 10	19.2	14
42.7	40.1	40.1	39.3	38.4	37.5	35.1	30.9	37.5	14 4	45.9	28.1	23 38	17.8	15 **
40.3	39.4	39.0	36.6	37.7	36.6	37.0	36.8	36.2	14 30	43.3	28.4	8 30	14.9	16
40.0	37.6	38.0	38.8	38.9	34.5	36.6	36.4	36.2	14 20	41.6	29.0	7 49	12.6	17
39.4	37.5	36.7	36.5	37.2	37.0	36.4	36.0	36.1	14 28	43.2	28.9	7 15	14.3	18 *
43.1	42.4	39.8	39.5	38.9	38.2	37.3	32.0	37.1	14 36	45.9	28.6	8 1	17.3	19 *
39.4	38.0	36.6	36.5	36.0	36.0	37.0	35.2	36.0	13 5	45.5	27.7	8 2	17.8	20 *
42.0	40.5	38.1	36.5	36.5	34.4	35.2	35.4	36.6	13 57	48.6	28.2	5 30	20.4	21
41.4	39.0	38.3	37.9	36.8	35.3	36.3	36.7	36.3	14 40	46.2	28.7	6 9	17.5	22
40.9	38.9	38.6	36.9	35.0	32.6	30.4	29.0	36.2	12 58	45.8	25.7	23 27	20.1	23
43.8	40.1	41.0	40.1	39.7	33.0	31.6	35.1	37.1	14 55	51.7†	22.2†	21 57	29.5	24 **
39.4	37.3	36.8	35.8	36.5	35.8	35.2	35.3	35.9	5 24	50.5	24.9	2 14	25.6	25 **
40.4	40.0	37.1	36.0	36.5	36.0	32.4	33.7	36.8	14 49	44.1	29.2	22 53	14.9	26
40.8	38.9	38.1	37.1	38.2	37.1	37.1	35.2	37.2	3 46	46.6	26.8	7 3	19.8	27
41.7	41.2	39.1	38.8	38.3	37.9	36.9	36.2	36.5	14 23	42.9	27.8	-7 43	15.1	28
41.3	39.8	38.2	34.0	34.5	35.7	35.9	34.8	37.1	13 44	45.0	30.1	19 51	14.9	29
41.7	39.7	39.1	35.0	34.0	36.4	35.9	36.5	36.9	14 18	46.1	28.3	8 11	17.8	30 **
40.9	39.3	38.2	37.5	37.4	36.5	35.9	35.3	36.9	-	45.6	28.5	-	17.1	Mean
39.9	38.3	37.3	37.3	37.4	37.4	37.4	35.3	36.6	-	44.5	28.6	-	15.9	Mean *
41.6	39.4	38.8	37.8	37.5	36.3	35.2	35.2	37.1	-	48.0	26.6	-	21.4	Mean **

* International Quiet Day. ** International Disturbed Day. † Indicates extreme monthly value.

TABLE I. - HOURLY MEANS OF MAGNETIC DECLINATION WEST

U.T.	0 ^h	1 ^h	2 ^h	3 ^h	4 ^h	5 ^h	6 ^h	7 ^h	8 ^h	9 ^h	10 ^h	11 ^h	12 ^h	13 ^h	14 ^h	15 ^h	16 ^h
JULY																	
8° + Tabular Quantities																	
1	36.0	36.0	35.2	35.0	34.0	32.2	31.0	32.0	31.5	32.6	33.1	36.0	38.4	40.8	41.7	41.1	
2	35.9	35.3	34.3	33.5	33.0	31.2	31.8	33.5	34.6	33.8	34.0	36.1	39.2	40.5	41.0	41.3	
3	37.2	35.4	35.0	33.0	33.5	32.2	31.9	33.2	33.0	34.1	36.4	37.7	39.3	39.0	39.1	39.3	
4	36.3	35.1	35.1	34.7	35.1	33.7	32.1	31.5	32.5	32.6	33.8	36.7	40.5	42.2	41.6	40.2	
5	36.5	36.4	35.2	34.9	33.8	32.1	30.5	30.6	31.0	32.3	34.8	38.3	42.1	42.6	42.3	41.3	
6	36.8	37.3	35.7	35.0	33.1	33.3	31.5	31.3	31.2	32.5	37.0	40.6	43.3	44.9	43.8	40.9	
7 *	36.9	36.4	35.8	35.2	33.6	30.7	29.6	29.5	30.5	32.4	35.4	38.7	41.1	42.1	42.1	41.2	
8	38.2	37.9	35.5	36.5	34.6	34.1	31.6	29.1	30.5	32.7	36.7	40.0	42.9	43.1	42.0	40.8	
9	30.1	30.4	30.7	33.5	33.3	33.8	31.7	32.9	33.0	33.0	35.4	38.3	40.8	42.4	43.5	42.1	
10	35.1	34.8	34.3	34.1	33.3	32.1	30.1	28.5	29.9	32.5	35.4	38.5	41.4	43.1	44.0	43.1	
11	33.1	32.1	31.7	31.7	31.8	29.1	27.8	27.1	29.6	31.5	34.1	37.2	40.1	41.2	41.6	41.4	
12	36.3	35.7	35.1	33.6	33.4	34.6	32.1	30.3	30.7	33.1	35.0	38.5	43.1	45.9	46.1	44.1	
13 **	36.1	32.1	31.8	30.8	32.1	31.5	31.8	31.4	32.1	33.1	35.9	39.8	43.9	46.2	46.7	45.6	
14	33.7	29.9	31.8	31.7	32.3	31.5	30.5	29.2	30.1	32.3	34.3	37.3	40.7	43.2	43.5	42.1	
15	35.5	35.4	36.0	33.5	32.4	31.5	31.1	30.9	31.1	31.5	32.8	36.1	38.7	41.5	42.6	41.7	
16	36.2	35.1	35.6	36.1	34.1	33.8	31.5	30.5	30.1	32.1	34.6	38.1	42.7	45.1	45.2	43.5	
17 *	36.1	35.1	34.5	34.1	34.7	32.6	31.0	29.5	29.1	31.4	36.4	40.4	42.5	43.5	42.7	41.3	
18 *	35.9	34.8	33.6	33.3	31.8	30.4	30.1	30.4	31.3	33.9	36.5	39.1	42.6	45.1	45.1	43.1	
19	35.1	33.1	31.1	30.1	31.1	29.1	28.8	28.5	31.8	35.7	38.9	41.9	44.9	46.3	46.1	42.9	
20	31.4	31.4	32.5	32.1	31.3	29.3	30.5	31.3	31.1	34.3	37.3	40.1	43.8	44.1	45.3	41.7	
21 *	34.7	34.8	35.0	34.5	33.6	32.6	31.6	32.0	33.0	36.0	38.7	41.9	44.1	44.5	42.8	40.2	
22 *	35.2	35.0	34.3	33.0	32.1	31.0	30.2	30.6	31.8	33.4	37.3	40.6	44.0	44.4	43.3	42.0	
23	35.9	35.2	34.0	32.1	31.6	30.9	30.3	30.2	30.6	31.6	34.2	38.7	43.2	46.0	45.4	44.1	
24 **	32.1	32.3	32.7	31.6	30.9	29.6	30.3	32.4	31.2	35.2	39.7	41.6	44.2	45.8	44.7	42.6	
25 **	34.8	35.6	39.2	39.0	35.7	34.8	34.6	33.7	34.7	34.8	36.7	38.8	42.5	44.4	42.5	39.5	
26 **	29.5	33.2	34.0	34.4	36.5	32.2	33.0	30.3	31.2	37.8	38.8	41.1	42.4	42.2	41.9	41.8	
27	32.1	32.1	33.2	33.6	36.3	36.6	34.2	34.3	34.3	34.8	37.1	38.4	39.2	41.4	41.4	40.3	
28 **	32.6	33.9	35.6	35.2	32.8	30.7	30.9	33.0	35.8	38.8	42.3	42.8	42.4	43.8	41.4	40.4	
29	34.0	34.5	35.3	34.1	33.6	32.3	33.7	37.2	34.8	33.3	34.4	37.5	40.5	42.4	40.6	39.3	
30	36.6	36.3	39.1	35.3	33.0	31.6	31.1	31.8	33.6	35.4	37.0	40.9	43.4	44.2	43.0	41.3	
31	36.3	36.1	35.1	34.3	33.4	31.6	33.3	34.1	35.3	34.7	36.3	40.1	41.5	42.3	43.3	41.8	
Mean	34.9	34.5	34.5	33.9	33.3	32.0	31.3	31.3	32.0	33.7	36.1	39.1	41.9	43.4	43.1	41.7	
Mean *	35.8	35.2	34.6	34.0	33.2	31.5	30.5	30.4	31.1	33.4	36.9	40.1	42.9	43.9	43.2	41.6	
Mean **	33.0	33.4	34.7	34.2	33.6	31.8	32.1	32.2	33.0	35.9	38.7	40.8	43.1	44.5	43.4	42.0	
AUGUST																	
8° + Tabular Quantities																	
1	37.2	39.7	33.5	31.8	32.0	30.6	31.0	31.4	32.8	35.3	38.7	41.3	42.4	43.8	42.7	40.6	
2	35.2	36.3	35.0	34.3	33.2	31.6	30.2	30.4	32.0	34.9	40.0	43.9	45.3	42.6	39.7	38.2	
3	36.0	35.2	34.8	34.3	33.5	31.8	32.4	34.4	35.2	37.0	40.3	43.5	46.6	46.0	44.6	40.5	
4 *	34.8	34.9	34.0	33.2	32.2	30.2	29.4	30.0	32.2	35.0	38.3	40.4	41.5	42.2	41.5	40.2	
5 *	36.1	36.3	35.3	35.3	36.3	32.9	31.9	31.9	32.1	34.7	37.4	40.1	42.1	43.1	42.6	40.0	
6	36.2	35.7	34.2	34.3	33.4	31.9	30.8	30.4	31.2	34.0	38.1	42.1	44.5	44.3	43.8	41.2	
7 *	34.2	34.6	34.8	33.5	33.3	33.3	33.4	32.9	33.0	35.1	38.7	42.1	44.1	44.4	43.2	40.9	
8	35.4	34.4	34.2	32.7	33.1	31.4	28.4	28.2	28.2	31.1	37.1	42.1	46.8	49.5	49.1	46.2	
9	35.1	34.1	33.8	32.8	32.4	32.7	30.1	28.2	27.2	30.4	35.6	41.8	45.2	46.3	46.1	43.4	
10	33.8	36.0	35.8	34.8	36.6	32.0	29.5	28.7	28.3	30.6	35.9	41.2	46.1	49.9	48.9	46.0	
11 **	36.2	36.0	33.1	31.3	29.1	27.4	25.9	26.5	30.4	32.0	36.3	41.0	46.1	48.5	47.8	48.5	
12	33.2	35.3	33.8	31.3	30.9	28.4	26.1	26.2	29.9	32.0	38.1	42.1	46.9	49.6	47.1	44.3	
13	35.5	35.1	35.1	34.1	33.4	31.8	30.0	29.0	29.9	32.1	36.4	41.3	46.1	47.1	46.2	43.4	
14	34.3	34.8	33.2	33.1	32.9	31.0	29.1	29.2	30.0	33.2	38.2	42.1	45.0	44.7	42.8	40.4	
15	34.6	34.2	34.2	33.9	33.1	31.4	30.1	29.4	29.5	31.2	32.6	35.4	38.9	42.1	41.9	39.9	
16	35.1	34.3	34.3	33.3	32.4	31.7	31.0	30.4	30.7	32.3	35.7	39.7	43.3	44.8	43.8	43.3	
17	29.9	27.0	27.8	30.3	29.9	29.5	29.8	28.0	29.1	31.4	36.4	40.8	42.5	44.2	43.1	41.2	
18	34.5	33.6	33.3	33.4	32.5	31.0	29.8	29.4	30.7	33.2	36.1	40.0	43.7	44.6	43.8	41.0	
19 *	35.0	34.8	34.8	34.0	33.4	32.2	31.8	31.2	31.5	33.0	35.8	39.2	42.7	42.9	40.2	37.7	
20 *	34.8	34.4	34.0	33.4	33.2	31.8	31.2	30.9	32.2	34.8	37.6	40.8	42.9	43.4	42.0	39.8	
21	35.7	35.2	35.2	34.3	33.9	31.6	29.9	28.7	30.2	33.9	39.6	42.8	44.5	52.2	51.0	47.0	
22	30.1	32.3	33.2	32.9	32.6	30.0	29.7	29.2	30.6	33.8	38.7	43.1	46.0	47.8	44.7	42.5	
23 **	35.9	34.9	34.4	33.6	33.2	32.1	29.6	28.2	30.1	33.1	38.0	43.1	47.1	48.2	45.6	40.0	
24 **	37.2	27.9	26.9	31.1	33.0	34.8	34.1	33.1	30.6	33.3	39.3	44.7	47.7	49.0	50.9	41.6	
25 **	38.0	35.1	35.1	36.1	34.0	32.2	31.9	32.1	32.5	35.6	39.1	42.5	45.2	46.6	45.9	42.8	
26 **	32.3	25.9	27.9	37.7	36.9	34.0	36.1	37.7	38.0	37.5	36.3	37.9	41.3	43.0	42.1	38.2	
27	36.0	35.6	38.1	36.9	36.4	34.5	30.2	29.6	30.1	32.1	35.1	39.5	42.1	42.2	41.4	40.0	
28	37.8	34.2	32.6	34.1	35.7	34.1	31.3	30.1	30.1	31.8	35.1	38.5	42.0	44.7	44.7	42.4	
29	36.0	35.8	35.1	33.9	34.8	34.1	32.1	30.1	29.3	31.1	35.6	41.1	44.3	46.8	46.1	42.1	
30	33.4	32.1	33.1	35.1	36.1	34.4	31.5	30.1	31.9	33.4	37.3	40.0	43.2	46.2	44.9	41.9	
31	36.0	36.0	35.7	35.3	35.0	34.1	31.6	30.0	30.0	31.1	34.9	40.8	45.0	47.0	44.1	42.5	
Mean	35.0	34.2	33.8	33.7	33.5	32.0	30.6	30.2	31.0	33.2	37.2	41.1	44.2	45.7	44.6	41.9	
Mean *	35.0	35.0	34.6	33.9	33.7	32.1	31.5	31.4	32.2	34.5	37.6	40.5	42.7	43.2	41.9	39.7	
Mean **	35.9	32.0	31.5	34.0	33.2	32.1	31.5	31.5	32.3	34.3	37.8	41.8	45.5	47.1	46.5	42.2	

* International Quiet Day. ** International Disturbed Day.

AND EXTREME VALUES RECORDED EACH DAY

16 ^h	17 ^h	18 ^h	19 ^h	20 ^h	21 ^h	22 ^h	23 ^h	24 ^h	Mean	Maximum	Minimum	Range	Date		
8° + Tabular Quantities													JULY		
										h m		h m			
39.9	39.1	38.9	37.9	36.9	36.4	37.5	36.8	36.3	36.3	14 47	43.3	30.0	8 19	13.3	1
40.7	40.9	40.2	37.2	37.6	38.5	37.1	38.7	36.7	36.7	15 34	43.1	30.1	5 58	13.0	2
38.4	37.9	37.4	37.9	38.0	37.9	37.0	36.6	36.3	36.3	12 35	40.5	30.3	6 40	10.2	3
39.8	39.3	37.9	37.3	37.7	36.8	37.1	37.3	36.5	36.5	13 36	43.2	30.3	6 44	12.9	4
39.1	38.1	36.9	36.0	35.9	34.5	35.4	37.0	36.2	36.2	12 55	44.1	29.2	6 54	14.9	5
38.3	37.8	37.8	37.5	37.7	37.6	37.5	37.1	37.1	37.1	13 22	45.7	30.3	6 53	15.4	6
39.7	38.1	38.1	38.1	37.7	39.2	39.7	39.1	36.7	36.7	13 33	43.2	28.7	6 50	14.5	7 *
40.2	41.0	40.4	38.7	37.9	36.1	35.9	34.9	37.1	37.1	13 18	44.1	28.3	7 27	15.8	8
40.4	38.4	36.4	35.9	35.4	35.8	35.7	35.6	35.8	35.8	14 30	44.0	27.7	0 12	16.3	9
42.5	40.2	40.4	39.6	37.3	34.7	33.7	31.1	36.2	36.2	14 12	44.8	27.5	7 43	17.3	10
39.9	38.5	38.2	38.2	37.6	37.6	35.1	35.6	35.1	35.1	15 7	43.2	24.6†	7 20	18.6	11
42.1	40.3	38.9	37.0	34.1	36.1	37.0	37.1	37.1	37.1	14 20	47.1	28.5	6 58	18.6	12
44.0	41.1	38.2	32.2	34.0	35.7	32.8	31.9	36.3	36.3	15 8	47.8	29.4	2 54	18.4	13 **
40.9	39.1	37.3	36.8	35.3	33.9	35.4	36.1	35.4	35.4	14 32	44.9	27.3	1 13	17.6	14
41.0	39.1	38.0	35.8	36.1	37.6	37.7	37.5	36.0	36.0	14 25	43.9	30.3	6 25	13.6	15
40.5	37.8	37.1	36.6	37.0	35.8	35.6	36.1	36.7	36.7	14 54	46.5	29.3	7 51	17.2	16
39.2	37.4	36.3	35.9	35.9	35.1	36.5	36.5	36.2	36.2	13 28	44.1	28.3	8 11	15.8	17 *
40.6	38.3	35.9	37.1	37.1	36.1	36.2	35.1	36.4	36.4	14 17	46.1	29.3	6 10	16.8	18 *
42.0	40.4	37.5	38.0	37.9	38.3	37.1	31.6	36.6	36.6	14 4	48.6†	26.5	23 57	22.1	19
39.3	38.1	36.5	34.9	34.1	35.7	36.2	35.4	35.7	35.7	14 31	46.9	27.7	0 0	19.2	20
38.3	36.8	36.4	36.4	36.1	36.1	36.1	35.9	36.8	36.8	13 4	45.3	30.6	6 39	14.7	21 *
41.3	39.3	37.7	38.1	37.8	37.1	36.8	36.4	36.8	36.8	12 47	45.3	29.6	6 44	15.7	22 *
42.8	43.2	39.2	38.6	39.3	36.3	32.8	32.2	36.6	36.6	13 44	46.7	28.7	8 1	18.0	23
41.7	40.5	39.3	38.2	38.1	37.2	36.7	36.2	36.9	36.9	13 38	46.8	27.8	5 39	19.0	24 **
38.2	37.4	37.3	37.4	36.6	36.4	35.2	33.3	37.2	37.2	13 58	45.2	32.1	7 42	13.1	25 **
39.7	38.2	37.2	38.3	38.3	37.2	33.7	35.6	36.6	36.6	13 3	45.0	25.6	22 42	19.4	26 **
39.3	38.2	38.1	38.0	37.1	37.1	34.6	34.3	36.5	36.5	14 27	43.5	29.6	1 46	13.9	27
39.1	37.4	36.8	36.9	33.2	36.1	33.5	31.3	36.5	36.5	3 36	45.1	27.6	20 38	17.5	28 **
38.1	35.3	36.4	36.6	37.1	37.3	37.2	37.0	36.4	36.4	13 17	44.1	30.5	5 38	13.6	29
39.4	37.3	36.9	37.1	36.5	36.8	37.5	37.3	37.2	37.2	13 3	45.3	30.4	6 27	14.9	30
38.2	37.6	37.7	38.2	38.3	38.1	37.9	36.5	37.2	37.2	14 31	44.3	30.7	5 18	13.6	31
40.1	38.8	37.8	37.2	36.8	36.6	36.1	35.6	36.5	36.5	-	44.9	28.9	-	16.0	Mean
39.8	38.0	36.9	37.1	36.9	36.7	37.1	36.6	36.6	36.6	-	44.8	29.3	-	15.5	Mean *
40.5	38.9	37.8	36.6	36.0	36.5	34.4	33.7	36.7	36.7	-	46.0	28.5	-	17.5	Mean **
8° + Tabular Quantities													AUGUST		
										h m		h m			
38.1	36.6	36.3	36.6	37.4	38.1	38.3	38.0	36.8	36.8	13 29	45.2	29.8	5 56	15.4	1
36.0	34.5	34.5	37.1	37.3	36.9	36.4	36.1	36.3	36.3	12 24	46.5	29.3	6 53	17.2	2
38.0	36.3	36.5	37.2	37.2	37.2	37.2	35.7	37.6	37.6	12 8	47.2	30.7	5 56	16.5	3
37.3	35.3	35.4	36.1	37.2	36.7	36.1	36.9	35.9	35.9	13 5	43.2	28.7	6 57	14.5	4 *
37.1	35.3	35.8	36.4	37.2	37.1	36.1	35.8	36.6	36.6	13 51	44.1	31.2	7 57	12.9	5 *
39.1	38.1	37.3	37.4	36.2	36.5	36.8	35.4	36.8	36.8	12 48	45.9	29.6	7 12	16.3	6
38.1	35.7	34.6	35.1	35.0	36.3	36.3	36.0	36.6	36.6	13 58	45.1	32.2	7 53	12.9	7 *
42.1	39.3	36.8	33.6	33.1	32.5	34.4	35.6	36.5	36.5	14 8	51.4	26.5	6 53	24.9	8
42.2	34.9	34.4	36.7	38.0	32.4	31.9	33.1	35.8	35.8	14 9	48.9	26.6	8 42	22.3	9
42.8	38.7	36.4	37.0	37.5	37.1	37.5	36.4	37.4	37.4	13 58	51.5	27.6	8 38	23.9	10
45.6	42.4	34.1	34.4	34.9	36.3	35.0	34.1	36.4	36.4	15 3	51.2	21.3	6 53	29.9	11 **
42.3	40.3	38.3	37.2	36.2	35.8	35.9	35.6	36.5	36.5	13 21	51.3	24.1	7 0	27.2	12
40.0	38.5	37.1	36.2	33.9	34.2	35.1	35.1	36.5	36.5	13 57	48.3	28.5	7 38	19.8	13
38.4	37.2	36.5	35.8	36.8	37.1	36.4	35.3	36.1	36.1	13 5	46.1	28.2	6 17	17.9	14
38.3	37.2	37.2	37.0	35.3	36.8	36.5	35.9	35.3	35.3	14 13	43.6	28.5	7 34	15.1	15
41.7	38.4	37.4	37.0	37.4	37.0	36.0	33.7	36.4	36.4	13 44	46.0	29.4	8 10	16.6	16
40.2	38.5	37.4	37.5	37.4	36.8	36.0	35.1	35.0	35.0	13 58	46.9	25.6	2 11	21.3	17
38.6	37.0	37.0	37.6	37.6	36.2	35.8	35.7	36.1	36.1	14 3	45.8	28.6	7 49	17.2	18
35.8	34.9	35.9	36.8	36.9	36.7	36.3	35.3	35.8	35.8	13 19	44.0	30.7	7 49	13.3	19 *
37.9	36.8	36.8	37.2	36.9	36.3	36.6	35.9	36.3	36.3	13 19	43.9	30.1	7 23	13.8	20 *
44.1	42.0	39.5	39.2	37.2	32.9	32.0	32.5	37.7	37.7	14 42	54.3	27.3	7 33	27.0	21
39.1	37.4	36.3	35.0	35.1	34.2	33.2	35.1	35.9	35.9	13 28	50.6	28.4	7 23	22.2	22
36.4	33.0	33.6	33.9	33.9	29.1	32.5	28.3	35.3	35.3	13 27	50.6	20.8	21 14	29.8	23 **
39.2	41.2	36.0	30.9	36.0	36.6	35.2	37.8	37.0	37.0	14 44	54.4†	24.9	2 12	29.5	24 **
38.1	35.1	31.5	33.2	32.3	31.1	34.5	32.1	36.4	36.4	14 23	47.9	26.5	20 57	21.4	25 **
36.7	36.2	33.6	33.1	34.1	35.2	36.1	35.9	36.0	36.0	13 6	44.1	17.5†	1 39	26.6	26 **
37.7	36.0	34.7	34.1	34.1	34.9	35.1	36.0	35.9	35.9	13 48	43.2	27.8	7 27	15.4	27
38.1	36.8	35.7	35.4	35.7	36.1	36.2	36.0	36.2	36.2	13 59	47.5	28.8	7 48	18.7	28
39.2	37.1	35.3	34.2	34.6	35.1	36.1	35.4	36.5	36.5	14 2	48.5	28.5	8 22	20.0	29
38.5	36.1	35.3	36.0	36.9	36.2	36.0	35.9	36.5	36.5	13 36	47.7	29.0	6 54	18.7	30
42.5	42.9	39.0	38.4	34.9	35.4	35.8	35.6	37.2	37.2	13 13	51.1	28.6	7 46	22.5	31
39.3	37.4	36.0	35.9	35.9	35.5	35.6	35.2	36.4	36.4	-	47.6	27.6	-	20.0	Mean
37.2	35.6	35.7	36.3	36.6	36.6	36.3	36.0	36.2	36.2	-	44.1	30.6	-	13.5	Mean *
39.2	37.6	33.8	33.1	34.2	33.7	34.7	33.6	36.2	36.2	-	49.6	22.2	-	27.4	Mean **

* International Quiet Day. ** International Disturbed Day. † Indicates extreme monthly value.

TABLE I. - HOURLY MEANS OF MAGNETIC DECLINATION WEST

U.T.	0 ^h	1 ^h	2 ^h	3 ^h	4 ^h	5 ^h	6 ^h	7 ^h	8 ^h	9 ^h	10 ^h	11 ^h	12 ^h	13 ^h	14 ^h	15 ^h	16 ^h
SEPTEMBER																	
8° + Tabular Quantities																	
1	37.9	34.9	34.4	34.1	34.1	34.2	33.1	32.0	32.2	33.8	36.2	39.5	41.8	42.1	42.0	40.3	
2 **	35.0	34.2	33.2	37.8	37.0	41.0	22.7	23.0	22.0	37.3	40.2	44.3	44.1	43.2	41.0	37.3	
3 **	34.0	34.7	33.0	27.5	30.0	32.5	36.0	28.1	30.7	31.8	37.8	41.3	44.4	44.2	39.5	38.2	
4	35.8	34.3	34.0	34.0	33.8	34.4	34.1	32.3	32.0	35.0	39.1	42.2	43.5	42.3	39.8	37.2	
5	36.2	35.9	35.0	34.5	33.4	31.6	29.1	27.6	27.9	30.3	35.1	40.4	43.1	43.0	41.0	38.5	
6	35.5	34.1	34.8	35.2	35.7	34.5	30.8	29.9	30.2	33.3	37.9	43.4	46.4	47.9	44.2	38.7	
7	30.9	32.0	33.8	33.7	32.9	31.9	30.6	30.2	31.5	34.0	38.8	42.9	45.7	46.2	43.9	40.9	
8 **	34.2	33.9	33.8	33.2	32.8	32.4	30.8	27.6	29.0	32.3	37.0	45.8	48.7	52.7	60.1	43.3	
9	33.5	32.6	32.0	31.8	31.7	30.7	27.8	29.8	30.8	31.8	38.0	43.7	45.1	46.9	45.7	43.8	
10	30.9	31.5	32.6	32.1	32.9	33.3	33.3	32.7	32.2	33.5	36.7	40.5	43.7	44.7	43.4	40.6	
11	33.9	34.0	34.0	32.9	31.2	30.7	30.5	28.9	28.5	30.9	36.4	41.4	44.0	43.9	43.7	40.8	
12	34.3	33.9	33.4	32.7	32.2	32.6	31.0	30.0	29.5	30.5	33.9	36.9	40.2	42.6	42.6	41.1	
13	28.9	30.1	31.1	31.1	30.0	31.3	30.9	28.9	29.4	30.9	34.7	38.4	41.1	41.3	40.9	38.8	
14 *	34.0	33.8	32.9	32.5	32.6	32.4	31.9	30.6	29.6	31.5	34.6	38.1	40.8	41.8	40.8	39.7	
15	32.5	31.3	31.8	32.7	31.9	32.7	31.9	30.9	30.1	30.4	33.2	37.1	42.2	43.9	43.1	41.2	
16	31.9	34.5	33.7	33.2	33.3	32.9	31.8	30.0	28.9	29.7	33.2	37.0	41.2	43.9	45.1	43.3	
17 *	35.0	35.0	34.2	34.0	33.2	33.8	31.3	30.3	30.0	33.0	37.0	40.5	44.6	45.7	45.1	41.7	
18 *	34.3	33.2	32.8	33.5	33.5	33.2	32.3	31.0	29.9	31.1	34.7	40.0	44.2	44.2	43.0	41.2	
19 *	35.0	34.9	34.4	34.0	33.7	33.5	31.8	30.0	30.0	32.0	35.7	39.8	42.5	42.4	41.0	39.5	
20	34.9	34.6	34.1	36.3	33.8	33.9	34.4	31.4	29.8	30.8	35.1	42.1	44.4	45.6	44.0	42.4	
21 **	33.5	31.6	27.2	23.0	29.8	34.9	34.3	32.6	26.8	30.4	32.5	37.0	41.5	42.4	41.3	39.3	
22 **	34.3	35.5	35.1	36.2	36.8	33.6	31.2	31.9	32.5	34.1	38.5	44.0	45.1	43.7	42.5	39.9	
23	33.9	34.7	37.1	33.9	33.5	33.2	33.0	31.1	31.0	32.7	37.3	41.4	44.5	43.9	41.4	37.7	
24	34.5	34.0	33.8	34.4	34.4	33.5	32.1	30.0	29.5	30.8	34.5	39.4	43.3	42.0	41.6	38.7	
25	32.4	35.1	32.6	32.9	33.3	33.0	31.7	29.8	29.4	31.0	34.9	39.0	41.5	42.5	41.8	39.7	
26	30.1	30.4	31.6	31.6	29.8	32.9	34.5	34.8	31.5	32.4	36.0	39.8	43.0	43.0	42.2	39.9	
27	34.5	34.2	34.2	34.0	34.2	34.3	33.0	30.4	28.9	29.9	34.2	38.5	42.4	43.3	42.2	40.3	
28	34.2	34.0	34.2	33.9	35.3	35.9	33.0	31.9	31.0	31.0	34.3	37.8	41.4	43.4	43.1	42.0	
29 *	33.0	32.9	33.7	33.7	34.2	34.2	33.6	31.6	29.5	29.8	32.2	36.1	39.7	41.7	41.6	39.0	
30	33.0	31.2	30.0	30.3	31.5	32.8	32.0	30.4	29.7	31.5	36.8	41.0	43.2	43.4	42.8	40.7	
Mean	33.7	33.6	33.3	33.0	33.1	33.4	31.8	30.3	29.8	31.9	35.9	40.3	43.2	43.9	43.0	40.2	
Mean *	34.3	34.0	33.6	33.5	33.4	33.4	32.2	30.7	29.8	31.5	34.8	38.9	42.4	43.2	42.3	40.2	
Mean **	34.2	34.0	32.5	31.5	33.3	34.9	31.0	28.6	28.2	33.2	37.2	42.5	44.4	45.2	44.9	39.6	
OCTOBER																	
8° + Tabular Quantities																	
1	33.0	33.9	32.7	32.2	34.9	34.0	32.2	30.3	29.7	32.0	36.8	42.0	44.0	45.0	43.6	39.0	
2 **	32.9	33.0	32.8	33.9	33.8	34.0	36.2	34.6	32.0	33.9	37.5	40.3	44.3	44.4	41.8	40.5	
3	29.8	30.4	32.1	35.3	34.0	32.0	32.1	30.9	30.9	32.3	34.5	38.2	39.6	38.4	38.7	37.1	
4	31.9	31.8	33.9	33.4	33.3	33.0	31.3	30.3	30.1	33.0	36.1	39.5	41.9	42.9	42.7	41.4	
5	34.9	34.4	34.1	34.2	33.9	33.6	31.1	30.8	34.2	35.1	34.5	37.6	39.7	41.1	42.0	40.9	
6	32.9	32.9	32.9	31.6	30.4	33.2	31.9	30.3	29.7	31.0	35.3	40.9	43.2	45.5	42.8	41.2	
7	33.7	32.4	31.7	32.4	33.5	33.1	31.2	30.0	28.9	30.0	34.7	38.6	42.1	45.7	44.9	43.2	
8	34.3	33.9	33.9	33.6	32.7	33.9	34.9	32.0	30.3	30.0	33.2	37.9	41.1	43.1	42.4	41.0	
9	33.9	34.5	35.4	34.0	33.6	32.8	33.6	31.6	29.7	30.1	33.9	36.6	41.6	41.0	42.1	41.0	
10	33.0	32.9	32.9	33.7	33.8	33.8	33.7	32.2	30.8	30.8	33.7	37.5	40.5	42.1	41.9	40.4	
11	34.0	33.9	34.2	33.9	35.5	34.3	33.5	31.9	30.9	30.9	31.9	35.0	40.6	41.5	41.7	40.9	
12	34.3	34.6	34.5	34.2	34.5	34.1	34.0	32.7	30.6	30.2	32.8	35.7	39.9	41.6	42.0	41.1	
13 *	33.0	33.6	34.1	34.2	34.3	34.2	34.5	32.8	30.7	29.8	31.8	35.5	38.6	40.6	40.5	39.0	
14 *	34.1	34.6	33.0	32.8	33.5	33.1	33.0	31.8	30.6	30.5	32.9	37.0	40.1	41.8	41.6	39.9	
15 *	35.0	34.6	34.2	34.4	34.0	33.8	33.5	31.8	30.7	30.9	32.9	36.7	39.5	40.9	41.4	40.0	
16	35.3	34.8	33.8	33.8	33.8	33.9	33.2	31.6	31.6	32.4	34.0	36.9	38.6	39.7	40.0	38.8	
17 *	34.4	33.6	32.7	32.8	33.1	32.8	32.6	31.2	30.1	30.2	32.2	36.0	38.9	40.7	40.6	39.2	
18	35.3	34.7	34.3	33.9	33.9	33.9	33.3	31.8	30.5	30.9	33.5	37.8	41.3	42.8	41.6	40.0	
19	35.6	35.4	35.0	35.0	36.0	34.8	33.8	33.0	31.3	31.6	34.8	39.7	42.6	42.5	42.5	40.8	
20 **	35.0	35.0	35.0	36.1	36.0	39.8	38.1	35.8	32.7	33.8	35.6	40.5	43.4	44.0	41.9	40.8	
21 **	25.4	28.0	29.8	32.9	35.5	33.7	32.0	29.8	29.1	31.5	34.6	40.6	43.1	42.0	41.0	40.0	
22	34.8	31.8	33.1	34.5	34.1	33.0	32.3	29.9	28.1	29.7	33.7	37.8	41.5	41.9	40.8	39.5	
23	30.1	30.5	34.5	31.8	32.6	33.6	34.4	32.0	30.2	32.0	36.8	41.0	43.3	44.5	41.6	41.1	
24	33.0	33.9	33.3	33.9	37.0	34.5	33.5	30.8	29.1	30.7	34.7	38.8	41.3	41.7	39.9	38.7	
25 *	34.7	34.4	34.4	34.5	34.8	34.3	33.6	31.8	30.3	30.7	33.1	36.1	39.8	40.8	40.2	39.1	
26 **	34.5	32.9	32.7	33.7	33.9	35.4	36.0	32.4	28.9	29.3	33.1	37.7	40.6	43.4	42.7	47.7	
27 **	17.3	18.7	20.5	25.0	32.7	34.7	30.8	29.5	29.4	30.6	35.2	37.5	40.3	38.9	36.9	35.7	
28	32.0	33.9	33.9	32.0	31.5	34.5	33.0	32.9	33.5	34.3	36.9	38.9	40.7	39.0	38.7	36.1	
29	31.7	32.8	34.4	33.9	33.9	33.4	32.9	31.4	30.9	32.7	36.1	37.7	40.3	40.5	39.0	37.8	
30	34.5	33.7	33.7	33.6	33.7	33.5	32.9	31.9	32.0	32.5	35.7	38.2	41.4	41.9	42.1	38.5	
31	34.7	34.7	34.7	34.3	33.7	33.5	33.1	32.1	31.1	32.8	36.7	38.7	40.8	39.9	39.7	38.3	
Mean	32.9	32.9	33.2	33.4	33.9	33.9	33.3	31.7	30.6	31.5	34.5	38.2	41.1	41.9	41.3	40.0	
Mean *	34.2	34.0	33.7	33.7	33.9	33.6	33.4	31.9	30.5	30.4	32.6	36.3	39.4	41.0	40.9	39.4	
Mean **	29.0	29.5	30.2	32.3	34.4	35.5	34.6	32.4	30.4	31.8	35.2	39.3	42.3	42.5	40.9	40.9	

* International Quiet Day. ** International Disturbed Day.

AND EXTREME VALUES RECORDED EACH DAY

16 ^h	17 ^h	18 ^h	19 ^h	20 ^h	21 ^h	22 ^h	23 ^h	24 ^h	Mean	Maximum	Minimum	Range	Date	
8° + Tabular Quantities														
										h m				
39.7	37.0	36.3	34.8	34.9	36.0	35.5	34.5	36.3	13 4	43.8	31.1	7 12	12.7	1
35.3	30.7	30.2	32.0	36.0	36.1	36.0	35.0	35.2	5 4	48.7	15.3†	6 52	33.4	2 **
36.0	34.3	34.2	32.7	31.1	32.4	34.0	34.2	34.7	12 55	47.7	23.0	7 24	24.7	3 **
35.6	34.8	34.4	33.7	34.2	35.1	35.9	36.0	36.0	13 7	44.2	30.7	7 53	13.5	4
36.2	34.2	34.5	34.7	35.2	35.7	35.9	36.6	35.2	13 13	44.2	26.3	7 21	17.9	5
36.0	35.1	35.0	33.1	31.5	33.4	35.3	34.9	36.1	13 55	49.5	27.7	20 2	21.8	6
37.8	37.1	37.0	36.9	36.2	36.0	35.6	34.9	36.3	12 53	48.9	29.3	0 30	19.6	7
38.8	37.8	38.3	36.8	27.8	35.7	35.4	34.0	37.2	14 53	82.0†	20.3	20 13	61.7	8 **
40.2	36.1	35.2	33.7	33.3	35.1	33.8	32.6	35.7	13 47	50.2	25.4	7 9	24.8	9
37.8	34.5	32.9	34.0	35.0	35.1	34.9	34.6	35.6	13 23	45.5	30.0	0 50	15.5	10
36.9	34.8	34.0	34.9	35.0	35.1	34.9	34.9	35.3	12 55	44.8	27.4	7 50	17.4	11
39.1	37.7	36.8	35.8	34.7	34.9	32.3	31.7	35.0	14 52	43.1	28.4	8 38	14.7	12
37.7	35.6	35.7	36.4	36.8	35.4	35.0	34.1	34.4	14 31	42.1	27.1	3 53	15.0	13
37.3	36.2	35.9	36.1	35.7	35.8	35.2	35.0	35.2	13 8	42.8	28.4	8 20	14.4	14 *
38.8	37.5	37.1	36.9	36.6	36.1	36.1	30.0	35.3	13 50	44.5	29.2	23 45	15.3	15
40.0	37.3	37.1	37.0	35.8	32.0	34.9	34.8	35.5	14 49	46.8	28.1	8 7	18.7	16
37.9	36.7	36.1	35.9	35.1	35.4	35.5	35.0	36.3	14 10	46.9	29.3	8 23	17.6	17 *
38.6	37.0	37.0	36.8	36.4	36.2	35.8	35.3	36.1	12 43	45.7	29.0	8 42	16.7	18 *
38.6	38.0	38.0	37.4	37.3	37.0	36.3	35.5	36.2	12 43	43.2	29.3	7 39	13.9	19 *
45.0	40.3	36.9	31.8	30.4	31.8	32.8	32.8	36.2	14 56	49.7	26.6	20 0	23.1	20
36.0	34.3	35.4	32.8	33.5	31.5	31.6	33.3	33.6	13 23	43.8	20.0	3 13	23.8	21 **
31.4	34.4	27.2	32.1	35.0	35.6	34.0	34.7	35.7	11 23	45.8	23.6	18 20	22.2	22 **
34.8	35.5	36.5	36.0	36.0	35.9	35.8	35.3	36.1	12 20	45.8	29.3	7 48	16.5	23
37.1	36.5	36.0	35.7	33.5	34.8	35.6	32.2	35.3	12 31	44.8	28.4	8 10	16.4	24
39.0	37.6	37.2	35.9	33.4	33.1	33.9	31.3	35.1	13 23	43.3	28.5	8 8	14.8	25
38.2	37.8	36.6	35.6	35.9	35.6	35.8	34.8	35.6	12 28	44.2	28.6	4 30	15.6	26
38.7	37.0	36.7	34.7	32.1	32.4	34.8	34.2	35.4	13 8	44.2	27.5	8 40	16.7	27
39.6	38.0	37.1	36.4	36.0	35.3	34.0	32.7	36.1	13 14	44.3	29.6	9 20	14.7	28
37.0	36.0	36.2	36.3	36.0	35.8	34.5	34.7	35.1	14 5	42.7	28.6	8 47	14.1	29 *
39.0	37.4	37.0	36.5	36.7	35.6	33.8	31.7	35.3	13 4	44.3	28.4	8 37	15.9	30
37.8	36.2	35.6	35.1	34.6	34.9	34.8	34.0	35.6	-	46.6	27.1	-	19.4	Mean
37.9	36.8	36.6	36.5	36.1	36.0	35.5	35.1	35.8	-	44.3	28.9	-	15.3	Mean *
35.5	34.3	33.1	33.3	32.7	34.3	34.2	34.2	35.3	-	53.6	20.4	-	33.2	Mean **
8° + Tabular Quantities														
										h m				
39.2	37.1	36.1	34.3	32.7	34.8	34.2	32.7	35.7	13 20	46.5	28.4	8 46	18.1	1
37.6	33.8	33.1	35.3	28.8	33.6	32.0	29.8	35.4	13 14	46.2	23.8	20 56	22.4	2 **
36.0	29.8	31.3	32.5	34.4	35.4	35.0	35.8	34.0	12 27	41.3	23.8	17 47	17.5	3
39.6	37.8	35.7	33.3	33.9	33.1	30.7	33.7	35.2	14 54	44.1	28.3	7 19	15.8	4
39.1	37.9	37.2	37.6	33.9	33.9	34.7	34.6	35.9	14 27	43.8	29.4	6 53	14.4	5
38.7	37.9	36.9	35.0	33.3	34.9	34.2	34.4	35.5	13 43	49.3	27.4	7 26	21.9	6
39.9	36.2	32.6	35.7	35.9	33.9	33.9	34.1	35.3	13 28	47.1	27.3	8 36	19.8	7
38.6	37.6	37.2	37.0	33.6	30.8	34.0	34.6	35.5	13 33	44.9	27.6	8 56	17.3	8
39.1	38.2	36.9	37.7	35.9	34.9	33.5	33.6	35.6	14 7	44.7	28.0	8 35	16.7	9
38.4	37.8	36.9	36.6	35.9	35.2	35.4	34.6	35.6	13 8	43.0	29.3	8 47	13.7	10
38.8	37.9	37.5	36.9	36.7	36.2	36.1	35.1	35.8	13 58	42.7	29.4	9 10	13.3	11
39.0	38.3	37.9	37.3	37.0	33.4	33.9	31.9	35.6	14 24	42.8	29.0	8 50	13.8	12
38.0	37.8	37.1	36.8	36.3	36.2	35.6	34.8	35.4	14 8	41.4	29.0	9 26	12.4	13 *
38.2	37.7	37.1	36.8	36.1	36.0	35.8	35.5	35.6	13 18	42.5	29.9	9 11	12.6	14 *
38.6	37.8	36.9	36.9	36.9	36.2	35.9	35.9	35.8	14 43	41.9	29.9	8 46	12.0	15 *
37.8	36.9	36.9	36.5	35.9	35.6	35.2	35.0	35.5	14 23	41.2	30.0	7 43	11.2	16
38.5	37.7	36.8	36.4	35.8	35.7	35.6	35.5	35.1	14 30	41.4	28.9	8 56	12.5	17 *
38.8	38.1	37.6	36.6	36.1	35.8	35.8	35.8	36.0	13 23	43.5	29.2	8 43	14.3	18
38.6	38.1	37.7	36.7	36.2	35.9	35.8	35.5	36.6	12 37	44.0	30.0	8 43	14.0	19
45.1	35.8	35.6	30.9	29.0	28.8	26.5	23.7	35.8	16 34	48.2	21.0	23 13	27.2	20 **
38.6	35.8	34.8	33.9	30.1	28.1	31.8	32.8	34.0	12 35	44.9	22.6	0 10	22.3	21 **
39.8	38.8	36.1	33.5	32.8	31.7	31.3	31.0	34.6	13 40	43.1	27.3	8 37	15.8	22
40.0	38.6	36.7	35.5	33.4	42.1	31.6	31.8	35.8	13 40	45.1	28.2	1 51	16.9	23
37.2	36.3	36.3	36.2	33.6	35.3	35.0	34.9	35.4	13 11	42.6	28.2	8 45	14.4	24
38.5	37.8	37.8	36.9	35.7	35.6	34.8	34.8	35.6	13 7	41.4	29.1	8 47	12.3	25 *
47.0	43.9	46.5	41.9	26.8	20.5	27.0	21.1	35.4	18 42	51.3†	4.9	24 0	46.4	26 **
34.7	35.4	34.9	34.4	33.7	33.5	29.8	30.1	31.7	13 12	41.8	4.6†	0 1	37.2	27 **
35.3	35.5	35.4	34.9	33.0	32.8	32.9	30.7	34.7	12 13	41.9	29.3	4 8	12.6	28
36.9	36.8	36.4	34.4	33.5	34.1	34.6	34.7	35.0	12 53	41.9	29.9	7 59	12.0	29
37.9	36.7	36.4	35.7	35.0	34.8	35.1	35.0	35.7	14 18	45.2	30.9	9 10	14.3	30
36.2	36.2	36.7	35.7	35.2	34.5	34.1	30.0	35.3	12 50	42.5	26.2	24 0	16.3	31
38.7	37.2	36.5	35.8	34.1	34.0	33.6	33.0	35.3	-	43.9	26.5	-	17.5	Mean
38.4	37.8	37.1	36.8	36.2	35.9	35.5	35.3	35.5	-	41.7	29.4	-	12.4	Mean *
40.6	36.9	37.0	35.3	29.7	28.9	29.4	27.5	34.5	-	46.5	15.4	-	31.1	Mean **

* International Quiet Day. ** International Disturbed Day. † Indicates extreme monthly value.

TABLE I. - HOURLY MEANS OF MAGNETIC DECLINATION WEST

U.T.	0 ^h	1 ^h	2 ^h	3 ^h	4 ^h	5 ^h	6 ^h	7 ^h	8 ^h	9 ^h	10 ^h	11 ^h	12 ^h	13 ^h	14 ^h	15 ^h	16 ^h
NOVEMBER																	
8° + Tabular Quantities																	
1	26.4	29.6	33.7	36.0	33.7	32.9	32.8	31.7	31.0	31.2	33.7	36.9	39.8	41.7	41.3	39.9	
2	33.5	34.7	35.3	34.7	34.7	34.0	33.9	32.9	31.3	30.8	34.7	36.9	39.9	41.4	40.9	40.8	
3	28.1	32.9	32.6	32.5	34.9	35.2	34.0	32.5	30.6	30.7	35.9	38.8	40.6	42.5	40.5	39.1	
4	32.7	32.8	34.6	34.4	34.7	33.6	32.5	33.0	31.0	29.5	31.8	37.5	40.7	41.7	41.5	39.0	
5 *	32.0	34.0	34.4	35.0	34.8	33.9	33.9	32.8	30.9	30.8	33.8	37.8	39.7	40.4	39.9	39.0	
6	34.7	34.6	33.5	33.4	35.7	34.3	33.4	31.9	30.5	30.7	32.6	37.8	39.7	41.6	42.5	41.9	
7 *	31.7	31.9	32.9	33.8	33.3	32.9	32.8	31.7	29.7	29.4	32.6	37.5	40.9	41.2	40.6	39.5	
8 *	33.7	34.5	34.7	34.1	33.3	33.1	33.7	33.0	31.3	30.7	33.0	37.7	40.7	42.4	40.0	39.1	
9	34.0	33.7	33.1	33.3	33.6	33.0	33.4	32.1	31.0	31.5	34.7	38.4	40.7	40.7	40.5	39.9	
10 **	30.9	32.7	32.4	25.9	33.1	30.6	32.8	36.4	31.7	33.4	35.6	39.7	42.7	42.3	42.6	43.0	
11 **	16.3	25.2	27.7	20.5	30.5	28.2	33.7	36.2	34.9	31.7	31.9	35.8	39.7	39.3	38.6	37.8	
12	27.5	30.0	32.7	32.4	32.7	32.7	31.3	31.3	34.5	32.0	33.6	36.6	40.5	37.0	40.4	33.0	
13	24.9	29.4	27.6	28.3	32.3	32.0	32.7	31.7	30.6	31.0	34.6	37.4	38.3	39.0	38.6	37.7	
14 **	32.6	33.6	35.0	32.0	34.7	36.4	38.7	35.0	32.3	34.7	37.8	39.1	40.4	40.1	37.2	36.2	
15 **	21.1	19.8	25.8	23.3	26.5	32.6	34.7	32.7	26.2	27.3	34.2	35.0	35.5	38.8	35.6	35.4	
16 **	31.7	37.4	29.4	32.4	35.9	33.8	35.7	32.6	32.0	35.7	33.7	34.7	35.2	36.0	35.7	35.8	
17	32.5	32.8	32.6	33.0	33.0	32.4	32.5	32.4	32.0	30.9	32.5	35.0	38.5	36.9	38.5	38.0	
18	30.5	30.6	31.7	35.7	34.5	36.2	34.2	32.0	31.7	31.8	33.4	35.7	37.1	37.7	38.3	37.6	
19 *	33.4	33.8	33.9	33.9	34.1	33.7	33.0	31.9	29.9	30.4	32.7	35.4	37.9	38.9	37.7	37.9	
20	33.6	34.6	34.2	34.0	34.0	33.8	33.4	32.6	32.2	31.7	34.6	36.7	40.1	39.6	39.4	38.8	
21	28.6	26.8	29.5	30.7	32.6	31.6	32.8	33.3	31.6	33.6	33.8	34.9	37.8	39.6	38.9	38.5	
22	27.9	32.5	33.5	33.5	33.8	34.6	34.8	34.4	31.8	31.4	33.7	37.3	38.7	41.2	42.6	42.2	
23	25.4	27.9	31.2	33.5	32.5	33.2	36.4	36.0	32.4	33.4	33.6	35.5	37.6	39.2	39.4	37.8	
24	32.5	33.5	33.7	34.1	33.3	33.1	33.3	32.5	31.6	32.2	34.4	34.8	38.3	37.6	37.5	34.2	
25	31.2	30.2	30.2	32.4	32.9	33.2	33.0	34.1	33.9	32.4	34.1	35.4	38.3	43.6	43.0	41.5	
26 *	30.4	30.9	28.6	32.0	32.5	32.4	32.4	32.4	32.0	31.4	33.3	35.6	37.3	37.4	37.2	36.2	
27	32.5	32.1	32.1	32.1	31.4	32.2	32.2	32.3	31.6	32.5	34.0	36.4	37.5	38.3	37.3	36.6	
28	20.5	24.0	26.6	31.3	31.5	33.6	32.1	32.5	33.2	33.3	33.5	36.0	37.7	38.0	37.9	37.5	
29	34.2	33.2	32.7	32.7	32.6	32.3	31.9	32.2	32.3	31.9	33.3	35.8	37.8	39.6	38.7	37.6	
30	35.2	35.2	33.3	32.2	34.7	33.2	33.0	32.6	32.7	32.2	34.2	35.9	38.0	39.3	38.4	38.9	
Mean	30.0	31.5	32.0	32.1	33.3	33.2	33.5	33.0	31.6	31.7	33.8	36.6	38.9	39.8	39.4	38.3	
Mean *	32.2	33.0	32.9	33.8	33.6	33.2	33.2	32.4	30.8	30.5	33.1	36.8	39.3	40.1	39.1	38.3	
Mean **	26.5	29.7	30.1	26.8	32.1	32.3	35.1	34.6	31.4	32.6	34.6	36.9	38.7	39.3	37.9	37.6	
DECEMBER																	
8° + Tabular Quantities																	
1	33.0	34.2	33.9	33.7	33.8	33.2	33.0	32.8	32.7	32.8	33.8	35.7	37.1	38.7	37.8	37.7	
2	28.9	27.0	29.1	32.0	32.0	32.0	31.8	32.2	32.7	32.8	33.3	35.8	36.8	38.0	38.0	38.0	
3	29.1	29.4	31.1	32.7	32.1	32.2	33.0	32.8	32.0	31.2	32.2	34.1	35.7	37.9	38.8	37.1	
4	33.1	32.4	33.5	32.0	32.7	34.0	33.2	33.1	32.1	31.9	33.3	37.2	38.1	40.0	39.1	37.9	
5	32.1	32.0	32.4	32.3	33.4	33.3	33.9	32.9	31.4	31.2	33.1	34.2	36.5	38.1	38.9	38.5	
6	33.3	33.3	34.2	35.1	33.9	32.7	33.1	32.9	32.2	32.1	32.1	34.1	35.6	38.1	38.3	38.1	
7	31.0	32.9	33.2	33.9	33.8	34.8	34.2	34.0	33.4	32.1	32.4	34.1	36.2	36.7	37.9	38.0	
8	32.0	32.0	32.0	33.1	33.9	34.3	34.6	36.2	36.0	33.9	34.8	36.7	38.8	38.5	37.0	36.1	
9	31.9	32.7	33.1	34.0	33.8	33.9	33.6	33.0	32.3	32.9	33.9	34.9	36.7	37.1	38.1	37.4	
10 **	28.2	30.2	30.0	33.8	28.9	32.1	33.0	34.3	33.8	32.9	33.0	34.9	38.8	40.3	40.1	41.0	
11 *	30.1	31.3	32.1	32.7	32.9	33.3	33.8	33.4	32.7	31.1	31.9	33.5	35.1	37.4	37.3	36.6	
12	33.4	33.4	33.2	33.4	33.8	33.4	33.4	33.6	32.4	31.4	32.0	34.3	37.2	38.3	38.0	38.1	
13 **	31.1	32.2	34.5	35.0	36.3	35.1	33.3	34.3	36.8	34.3	34.7	37.4	39.5	39.3	35.4	38.9	
14	29.4	30.5	32.8	34.3	33.5	33.8	33.5	33.3	32.3	32.3	35.4	36.4	37.5	39.0	38.9	38.0	
15 *	33.0	34.2	34.1	33.3	33.0	33.0	33.2	33.0	31.5	32.1	33.6	35.4	36.5	37.7	38.0	36.3	
16 *	33.4	34.4	34.0	34.5	34.2	33.3	32.4	32.9	32.4	30.4	31.9	34.5	36.1	37.4	36.9	35.9	
17 *	33.6	34.2	34.5	34.4	33.6	33.5	33.7	33.4	33.2	32.2	33.4	35.3	37.4	38.2	37.3	37.3	
18	34.0	34.4	34.8	34.5	35.3	34.3	33.4	33.3	32.5	31.3	33.2	34.9	37.3	38.5	39.3	39.2	
19	33.2	34.5	34.2	34.0	34.2	34.4	33.6	33.0	31.5	30.6	32.2	34.2	35.7	37.8	38.2	37.4	
20	32.6	34.2	34.4	34.4	34.3	34.4	33.9	33.3	33.2	32.2	33.2	34.7	36.4	37.5	37.4	36.6	
21 *	33.3	33.5	34.2	34.8	35.0	34.5	34.5	33.7	33.4	32.5	32.8	34.5	36.2	37.5	38.3	38.4	
22	33.0	34.5	34.5	33.8	34.1	33.7	33.5	33.5	32.5	31.8	32.6	34.5	36.3	37.5	37.8	38.6	
23	32.8	34.5	33.7	34.3	34.4	34.5	34.4	34.4	33.7	32.8	33.4	34.6	37.1	38.7	38.7	38.1	
24	31.4	31.7	30.3	28.4	30.8	32.9	34.5	35.3	34.5	33.5	33.5	34.7	35.7	37.4	38.4	37.6	
25 **	32.3	34.3	32.5	32.5	32.5	32.6	33.2	33.5	32.5	32.2	32.7	37.5	39.3	39.7	37.5	37.6	
26	32.0	29.6	28.7	28.6	31.5	31.5	34.4	33.6	34.7	33.4	35.1	34.9	36.5	37.5	38.3	37.6	
27	33.6	34.4	33.6	33.4	33.2	33.1	33.1	33.0	32.6	32.5	34.2	36.1	38.3	39.0	39.2	39.3	
28 **	32.1	31.5	31.6	32.3	32.1	31.6	32.7	33.5	33.5	33.4	33.9	35.0	37.2	39.3	40.3	38.5	
29	31.1	34.1	32.9	30.0	30.7	31.4	32.4	32.6	32.4	31.4	33.2	34.9	36.9	39.5	38.1	36.5	
30 **	33.4	34.6	33.3	33.5	33.4	32.9	33.6	36.7	34.9	33.1	30.5	35.7	36.6	39.0	38.6	38.5	
31	31.1	31.5	32.8	34.0	33.9	33.7	33.1	32.7	32.9	31.0	31.8	33.7	34.6	37.1	37.4	37.4	
Mean	32.0	32.3	32.9	33.2	33.3	33.3	33.5	33.6	33.1	32.2	33.1	35.1	36.9	38.3	38.2	37.8	
Mean *	32.7	33.1	33.8	33.9	33.7	33.5	33.5	33.3	32.6	31.7	32.7	34.6	36.3	37.6	37.6	36.9	
Mean **	31.4	32.2	32.4	33.4	32.6	32.9	33.2	34.5	34.3	33.2	33.0	36.1	38.3	39.5	38.4	38.9	

* International Quiet Day. ** International Disturbed Day.

AND EXTREME VALUES RECORDED EACH DAY

16 ^h	17 ^h	18 ^h	19 ^h	20 ^h	21 ^h	22 ^h	23 ^h	24 ^h	Mean	Maximum	Minimum	Range	Date	
8° + Tabular Quantities														
										h m				
37.7	36.6	37.4	36.5	36.0	35.0	31.8	33.1	34.9	13 7	44.1	25.5	0 10	18.6	1
38.9	38.5	37.9	36.8	35.7	34.4	31.5	32.0	35.7	14 45	43.1	29.2	9 2	13.9	2
38.5	37.7	34.9	33.0	33.6	34.5	34.5	33.7	35.1	13 37	44.8	24.8	0 14	20.0	3
37.4	37.6	37.1	35.6	34.7	34.7	34.5	33.1	35.2	13 3	42.6	27.9	9 12	14.7	4
37.9	37.8	37.7	36.4	35.5	33.0	31.8	33.9	35.3	13 11	41.0	29.2	8 53	11.8	5 *
39.2	40.7	37.7	36.1	32.6	32.5	33.2	30.7	35.5	14 27	43.7	28.4	23 56	15.3	6
38.3	37.7	38.0	36.7	36.1	35.1	34.2	33.4	35.1	13 57	42.1	28.2	9 7	13.9	7 *
38.0	37.7	37.5	36.8	36.8	35.6	34.9	34.6	35.7	13 33	43.7	29.6	8 45	14.1	8 *
38.1	39.7	40.1	37.9	36.4	35.7	37.4	32.7	35.9	12 23	42.1	26.9	23 58	15.2	9
42.7	39.9	37.6	36.0	32.5	34.1	25.5	13.7	34.5	18 36	50.5	8.5	23 51	42.0	10 **
38.9	40.1	39.2	41.2	33.9	22.7	25.9	18.7	32.0	19 49	44.6	9.8	23 55	34.8	11 **
37.9	34.9	29.6	32.5	32.5	32.4	31.7	26.7	33.2	12 13	44.0	20.8	23 50	23.2	12
36.9	35.8	35.0	34.6	33.8	34.6	34.1	30.9	33.4	12 53	40.0	22.6	0 51	17.4	13
38.0	33.6	36.1	36.8	33.2	23.1	21.5	17.4	34.0	20 50	42.0	6.9 †	23 47	35.1	14 **
36.5	36.4	35.1	33.8	34.0	32.7	30.5	29.5	31.4	13 22	43.7	10.4	0 0	33.3	15 **
34.9	35.6	34.0	32.7	32.6	30.9	30.7	32.6	33.8	4 40	44.7	23.8	19 40	20.9	16 **
35.1	37.3	35.5	34.7	31.7	31.3	28.7	27.5	33.6	12 18	40.4	26.4	23 3	14.0	17
36.7	35.8	34.8	33.9	33.9	33.5	33.7	33.6	34.4	13 39	39.3	26.4	0 4	12.9	18
36.7	35.8	35.5	34.8	33.8	34.2	33.9	33.8	34.5	13 29	40.1	28.9	9 46	11.2	19 *
39.6	40.4	37.6	35.8	33.8	32.4	33.5	32.5	35.4	12 47	43.7	29.7	23 52	14.0	20
35.8	35.6	33.1	29.1	32.5	31.4	26.3	21.8	32.5	13 28	41.1	17.0	23 2	24.1	21
43.3	41.1	33.9	31.9	28.0	24.1	24.5	22.1	33.9	16 43	44.5	17.8	23 37	26.7	22
40.4	35.1	34.7	33.0	31.3	32.3	32.4	32.6	34.0	13 13	42.8	24.3	0 17	18.5	23
39.2	38.3	39.3	35.0	34.1	32.3	31.3	31.1	34.5	18 3	43.3	28.5	23 1	14.8	24
39.3	39.2	36.3	35.0	34.1	33.2	31.9	32.0	35.0	13 26	55.3 †	28.5	2 0	26.8	25
35.2	35.2	35.2	34.5	34.5	33.7	33.4	33.2	33.6	13 18	38.5	26.9	2 3	11.6	26 *
36.1	36.1	36.2	37.3	38.2	30.4	26.5	22.1	33.5	20 35	41.6	18.8	23 40	22.8	27
37.4	37.2	37.8	36.2	34.7	34.3	33.8	33.8	33.5	18 45	38.9	19.3	0 38	19.6	28
36.3	37.7	34.5	32.4	35.3	34.5	34.2	31.5	34.4	13 23	40.9	29.5	19 10	11.4	29
37.4	38.0	36.5	36.4	35.6	34.2	34.1	34.1	35.2	13 33	40.6	30.6	9 20	10.0	30
37.9	37.4	36.2	35.1	34.0	32.4	31.4	29.6	34.3	-	42.9	23.5	-	19.4	Mean
37.2	36.8	36.8	35.8	35.3	34.3	33.6	33.8	34.8	-	41.1	28.6	-	12.5	Mean *
38.2	37.1	36.4	36.1	33.2	28.7	26.8	22.4	33.1	-	45.1	11.9	-	33.2	Mean **
8° + Tabular Quantities														
										h m				
37.9	36.2	35.8	35.2	34.1	32.1	33.2	32.2	34.6	13 22	40.1	31.1	21 43	9.0	1
35.8	36.2	36.2	34.5	32.7	33.3	33.0	30.0	33.4	13 30	39.4	26.4	1 38	13.0	2
36.8	37.0	37.1	35.8	30.8	31.6	33.0	33.1	33.6	13 46	40.5	27.4	20 39	13.1	3
37.2	36.2	35.1	35.2	33.9	31.8	31.4	32.1	34.4	13 16	41.6	28.3	22 4	13.3	4
41.1	38.4	36.3	34.5	34.0	33.3	33.3	33.3	34.5	16 38	43.0	29.2	1 17	13.8	5
37.9	38.7	38.3	37.0	35.1	28.3	31.1	30.8	34.4	15 10	40.5	24.6	21 22	15.9	6
36.6	32.5	35.1	34.7	34.0	32.7	31.2	32.0	34.1	15 29	38.8	29.8	0 10	9.0	7
35.4	35.0	35.1	35.2	31.2	33.3	32.7	32.1	34.6	12 27	41.1	29.7	20 38	11.4	8
36.9	35.7	35.1	35.7	33.8	32.5	31.4	28.7	34.1	14 20	39.0	27.5	23 43	11.5	9
39.3	38.3	38.0	36.2	34.3	34.1	23.0	28.0	34.0	13 7	42.0	20.7 †	22 45	21.3	10 **
35.7	34.9	34.9	34.9	34.9	34.1	33.1	33.2	33.8	14 3	38.5 †	29.1	0 1	9.4	11 *
39.9	43.3	40.1	37.2	34.7	28.5	25.2	28.0	34.4	17 49	46.0 †	23.6	22 45	22.4	12
37.2	35.5	35.0	34.4	33.3	32.8	32.1	30.8	35.0	13 28	40.7	27.3	23 51	13.4	13 **
36.5	37.3	35.6	34.2	35.3	33.2	31.2	31.3	34.4	13 32	40.3	27.1	0 10	13.2	14
35.1	34.0	34.4	34.7	34.2	33.8	33.9	33.9	34.2	14 5	39.5	31.1	8 58	8.4	15 *
34.5	34.2	34.2	34.4	34.2	33.8	33.4	34.0	34.1	13 40	38.4	29.6	9 43	8.8	16 *
36.2	35.4	35.1	34.5	33.6	33.1	33.3	33.7	34.6	13 13	39.3	31.0	9 47	8.3	17 *
37.0	35.5	35.1	33.5	33.1	33.3	33.3	33.2	34.8	15 8	40.6	30.5	9 46	10.1	18
36.5	36.0	35.5	34.6	33.6	33.8	32.3	30.1	34.2	14 18	39.1	27.0	23 43	12.1	19
35.6	35.5	35.3	34.4	33.5	32.4	31.6	32.5	34.3	14 26	38.1	30.1	0 0	8.0	20
36.8	36.4	36.2	35.9	35.2	33.7	32.7	32.7	34.9	15 7	39.9	31.7	9 40	8.2	21 *
37.5	36.7	35.4	34.4	34.3	33.6	33.4	32.9	34.6	13 54	40.6	31.4	9 25	9.2	22
36.6	36.4	35.9	35.7	35.5	34.8	32.4	31.3	34.9	14 47	39.8	30.6	23 51	9.2	23
36.4	36.7	37.7	36.6	35.4	34.3	33.5	33.4	34.4	15 7	39.4	27.0	3 15	12.4	24
38.2	39.6	43.3	41.8	37.1	32.2	31.4	32.3	35.3	18 59	44.9	24.1	21 41	20.8	25 **
36.8	36.2	35.5	34.9	34.2	33.6	33.7	33.7	34.0	14 33	38.9	27.0	3 48	11.9	26
40.4	35.6	39.7	37.4	33.8	33.4	33.3	32.4	35.2	18 33	43.5	31.0	20 0	12.5	27
37.8	38.5	35.0	33.9	32.6	33.4	33.4	32.4	34.4	14 33	42.6	28.7	1 21	13.9	28 **
35.6	35.3	35.6	34.6	32.7	32.9	31.6	33.1	33.7	13 51	41.0	28.7	3 48	12.3	29
37.2	37.3	37.2	36.3	35.0	33.5	32.4	30.5	34.9	13 2	39.9	28.7	10 28	11.2	30 **
36.3	35.5	35.7	35.0	34.1	34.1	33.7	33.0	34.0	15 10	38.6	29.5	9 41	9.1	31
37.1	36.5	36.3	35.4	34.0	32.9	32.1	32.0	34.4	-	40.5	28.4	-	12.1	Mean
35.7	35.0	35.0	34.9	34.4	33.7	33.3	33.5	34.3	-	39.1	30.5	-	8.6	Mean *
37.9	37.8	37.7	36.5	34.5	33.2	30.5	30.8	34.7	-	42.0	25.9	-	16.1	Mean **

* International Quiet Day. ** International Disturbed Day. † Indicates extreme monthly value.

TABLE II. - HOURLY MEANS OF HORIZONTAL COMPONENT OF MAGNETIC INTENSITY

U.T.	0 ^h	1 ^h	2 ^h	3 ^h	4 ^h	5 ^h	6 ^h	7 ^h	8 ^h	9 ^h	10 ^h	11 ^h	12 ^h	13 ^h	14 ^h	15 ^h	16 ^h
JANUARY																	
18000 γ + Tabular Quantities (in γ)																	
1	759	745	740	744	747	750	754	754	753	754	748	744	741	744	744	739	
2	730	735	734	738	740	742	744	744	748	746	744	743	744	744	743	734	
3	746	738	743	754	748	747	754	748	741	737	725	740	748	748	750	751	
4	751	743	742	744	748	762	754	754	748	738	735	732	743	752	754	750	
5	746	749	749	744	747	748	755	756	754	745	744	744	758	757	752	752	
6	755	766	748	745	750	754	760	760	764	760	757	759	755	736	721	727	
7	743	740	741	743	743	744	748	751	748	744	738	739	742	743	743	734	
8 *	743	739	743	743	744	746	748	750	745	734	729	733	739	743	746	754	
9	747	746	747	750	763	762	757	753	748	734	715	713	714	722	735	744	
10	748	748	750	753	755	755	766	761	745	726	729	728	733	735	726	716	
11 **	711	736	761	737	744	751	741	735	716	701	694	694	688	700	691	696	
12	735	734	738	742	745	752	757	744	736	732	725	707	712	714	725	727	
13	725	753	736	734	739	741	739	741	742	735	733	732	738	744	750	748	
14	740	738	738	742	744	744	742	747	744	748	744	748	751	744	738	738	
15 *	746	747	747	749	752	754	757	760	760	754	747	741	738	744	749	751	
16 *	748	758	758	759	760	760	762	759	756	751	744	750	756	755	758	754	
17	755	755	756	756	753	754	756	759	750	738	735	734	730	735	741	740	
18 **	779	735	753	778	770	774	774	784	758	748	735	750	752	755	759	734	
19 **	738	726	733	741	747	752	754	747	724	709	704	701	700	693	702	718	
20 *	740	735	734	736	742	741	742	744	740	730	724	722	723	730	737	743	
21	753	745	745	748	749	749	752	753	749	742	736	734	736	744	747	743	
22	791	745	726	705	743	745	737	745	738	730	726	724	735	737	745	746	
23	744	744	744	747	752	760	763	753	741	726	722	720	724	732	740	752	
24 **	752	743	737	736	746	772	755	746	735	713	706	690	684	710	716	722	
25	704	720	727	715	724	747	747	741	729	724	718	716	716	719	722	733	
26 *	742	741	741	742	743	746	751	746	751	751	752	746	741	741	744	744	
27	756	755	753	753	753	756	760	762	761	769	755	756	756	755	754	750	
28 **	719	723	717	724	768	787	755	746	750	749	727	719	702	709	733	734	
29	735	731	733	739	744	746	748	745	742	737	743	742	744	747	717	735	
30	763	735	742	736	742	754	745	746	745	740	735	733	730	734	728	717	
31	742	735	742	749	755	749	752	753	741	742	733	715	733	736	726	744	
Mean	745	741	742	743	748	753	753	751	745	738	732	731	732	736	737	738	
Mean *	744	744	745	746	748	749	752	752	750	744	739	738	739	743	747	749	
Mean **	740	733	740	743	755	767	756	752	737	724	713	711	705	713	720	721	
FEBRUARY																	
18000 γ + Tabular Quantities (in γ)																	
1	740	736	734	737	733	739	742	743	747	748	743	742	744	741	735	725	
2	737	735	736	734	735	746	748	738	751	747	738	733	733	736	744	745	
3	734	744	744	744	748	754	750	746	747	743	731	729	730	741	750	750	
4	740	742	745	747	749	747	749	750	748	744	743	735	732	738	741	743	
5	745	747	748	747	748	751	755	756	752	741	733	735	736	736	749	755	
6	744	745	743	744	748	754	757	754	752	745	741	729	739	744	744	746	
7 *	751	755	755	755	754	755	759	758	750	740	735	735	739	745	754	759	
8 *	752	754	755	758	760	762	762	761	759	752	751	746	745	749	751	755	
9 *	756	750	751	754	755	760	765	767	764	759	755	751	751	755	754	755	
10 *	762	761	764	762	762	765	771	772	771	763	759	756	762	759	761	758	
11 **	759	767	774	757	771	778	775	774	776	766	761	755	754	743	744	746	
12 **	726	725	747	751	764	743	764	755	756	711	718	707	727	733	737	738	
13	740	746	746	748	749	754	757	758	750	746	736	725	724	737	738	747	
14 *	755	756	759	761	758	761	766	764	756	750	741	732	732	736	745	754	
15	758	757	761	762	765	767	767	767	760	751	735	729	733	737	751	756	
16	769	761	757	764	784	766	773	767	758	747	734	734	729	726	735	726	
17	756	758	757	760	765	766	769	767	766	756	742	729	733	736	744	745	
18	756	756	756	759	762	766	768	775	767	756	736	727	728	736	744	747	
19	757	757	771	776	777	777	776	776	767	756	744	713	717	712	727	745	
20	754	750	754	755	756	757	761	762	755	744	734	727	734	729	729	738	
21	757	757	756	756	757	757	760	764	756	744	734	729	736	744	748	748	
22	784	776	768	758	768	772	767	767	757	754	743	756	753	756	753	739	
23	759	760	758	759	758	758	761	758	752	743	737	735	742	754	756	757	
24	757	757	756	757	758	760	761	755	746	738	733	734	744	752	757	758	
25 **	759	759	760	773	763	754	748	633	619	668	661	671	661	664	692	707	
26	709	695	699	699	699	699	702	706	701	709	699	700	698	711	716	719	
27	727	720	716	718	724	728	731	719	716	721	721	716	718	717	725	730	
28 **	716	726	726	740	735	734	743	743	734	732	719	718	723	726	736	726	
29 **	760	733	740	717	736	739	739	751	729	707	711	708	710	725	734	700	
Mean	749	748	750	750	753	754	757	752	747	741	733	729	731	735	741	742	
Mean *	755	755	757	758	758	761	765	764	760	753	748	744	746	749	753	756	
Mean **	744	742	749	748	754	750	754	731	723	717	714	712	715	718	729	723	

* International Quiet Day. ** International Disturbed Day.

AND EXTREME VALUES RECORDED EACH DAY

16 ^h	17 ^h	18 ^h	19 ^h	20 ^h	21 ^h	22 ^h	23 ^h	24 ^h	Mean	Maximum	Minimum	Range	Date		
18000 γ + Tabular Quantities (in γ)															
										h m		h m		γ	
708	724	741	749	729	728	710	731	741	741	0 40	770	696	22 23	74	1
726	738	734	712	733	729	749	753	739	739	22 50	778	694	19 38	84	2
753	740	737	739	740	754	758	753	746	746	21 59	791	721	10 34	70	3
754	754	735	761	736	746	750	766	748	748	19 28	796	701	19 8	95	4
755	754	744	754	743	745	745	740	749	749	19 15	767	731	18 33	36	5
725	732	736	726	744	735	736	741	746	746	1 4	791	708	16 11	83	6
719	736	739	744	744	752	755	755	743	743	22 20	765	692	16 20	73	7
755	755	745	745	753	752	754	747	745	745	17 42	761	725	10 11	36	8 *
743	742	736	736	744	752	752	750	742	742	4 18	769	707	10 50	62	9
696	678	692	723	726	705	718	714	730	730	6 47	771	655	18 6	116	10
694	688	680	715	715	726	731	733	716	716	2 39	788	648	18 29	140	11 **
725	708	683	666	703	703	716	723	723	723	20 4	785	641	19 43	144	12
748	748	748	742	742	744	744	740	741	741	1 12	778	717	0 30	61	13
739	738	734	739	744	747	748	747	743	743	9 29	764	728	19 9	36	14
752	751	752	752	754	754	749	746	750	750	8 13	764	733	12 10	31	15 *
754	754	756	751	756	755	755	755	755	755	1 10	769	740	10 9	29	16 *
740	744	747	744	746	744	743	750	746	746	23 53	774	725	12 40	49	17
752	753	732	687	673	675	705	722	743	743	3 0	803	652	22 0	151	18 **
714	712	699	713	724	725	731	735	723	723	0 12	778	671	14 44	107	19 **
742	740	742	743	745	744	743	744	738	738	23 38	751	717	11 20	34	20 *
736	742	756	755	742	749	754	773	747	747	23 59	808	730	12 14	78	21
749	751	749	752	748	753	751	751	743	743	0 3	813	686	3 31	127	22
755	755	742	731	703	692	719	725	737	737	5 39	773	678	21 30	95	23
705	695	697	713	701	695	685	699	719	719	5 18	787	664	12 10	123	24 **
736	742	734	716	717	732	744	743	728	728	2 4	760	684	0 48	76	25
745	746	748	749	748	747	746	752	746	746	23 43	761	734	12 41	27	26 *
760	746	727	654	683	712	723	722	743	743	16 36	799	612†	19 23	187	27
734	735	735	724	746	725	723	738	734	734	5 8	834†	692	12 17	142	28 **
723	733	756	731	749	737	736	744	739	739	18 22	775	700	14 33	75	29
718	749	733	742	742	744	753	744	740	740	17 30	781	707	17 11	74	30
734	745	735	730	733	744	736	738	739	739	3 53	769	705	11 30	64	31
735	736	733	730	732	734	737	741	739	739	-	780	697	-	83.2	Mean
750	749	749	748	751	750	749	749	747	747	-	761	730	-	31.4	Mean *
720	717	709	710	712	709	715	725	727	727	-	798	665	-	132.6	Mean **

18000 γ + Tabular Quantities (in γ)

FEBRUARY

										h m		h m		γ	
726	726	743	754	747	744	731	734	739	739	19 37	780	714	15 38	66	1
744	737	745	744	739	744	739	735	740	740	19 11	757	719	17 35	38	2
752	755	757	734	750	749	746	761	745	745	23 11	779	722	19 29	57	3
745	748	749	745	747	756	750	746	745	745	21 24	770	724	12 21	46	4
755	756	754	751	765	742	739	739	747	747	20 39	785	730	10 31	55	5
751	751	757	755	757	755	755	754	749	749	6 29	762	723	11 37	39	6
759	759	759	759	759	754	746	755	752	752	6 56	765	731	11 17	34	7 *
756	756	759	759	758	758	760	757	756	756	7 7	767	740	12 13	27	8 *
755	759	761	761	761	762	761	762	758	758	7 59	771	746	11 40	25	9 *
758	764	764	753	757	756	758	758	762	762	8 22	776	749	19 30	27	10 *
744	743	756	749	736	751	734	726	756	756	2 3	807	719	23 11	88	11 **
743	748	757	754	756	756	751	745	742	742	4 1	778	695	11 36	83	12 **
746	754	749	754	754	746	749	753	746	746	7 1	770	716	12 21	54	13
755	758	758	758	758	757	758	758	754	754	6 51	767	728	11 30	39	14 *
757	757	756	756	748	748	756	766	754	754	23 18	775	727	11 33	48	15
732	728	738	727	732	752	756	754	748	748	4 26	789	715	17 39	74	16
748	757	759	759	760	758	758	757	754	754	7 5	777	724	11 32	53	17
744	745	755	756	755	758	759	758	753	753	7 13	780	724	11 56	56	18
752	752	757	748	755	754	750	753	753	753	2 24	807	701	11 27	106	19
747	752	755	757	757	758	760	762	749	749	6 53	767	714	13 39	53	20
744	755	758	760	773	769	771	769	754	754	20 6	798	727	11 23	71	21
754	756	754	756	757	757	763	763	760	760	0 20	817†	728	15 6	89	22
733	738	747	747	752	756	756	757	751	751	15 19	767	723	16 37	44	23
758	756	760	761	766	775	767	763	755	755	21 23	784	727	10 40	57	24
655	639	669	665	674	695	697	694	695	695	3 10	796	561†	8 34	235	25 **
721	726	741	741	719	721	717	721	711	711	9 37	752	684	10 40	68	26
733	736	739	712	719	726	729	745	724	724	23 9	766	696	19 41	70	27
724	729	719	740	726	737	746	758	732	732	23 17	776	700	18 34	76	28 **
705	733	745	748	723	729	735	763	730	730	23 9	800	672	15 46	128	29 **
741	744	749	747	747	749	748	751	745	745	-	779	713	-	65.7	Mean
757	759	760	758	759	757	757	758	756	756	-	769	739	-	30.4	Mean *
714	718	729	731	723	734	733	737	731	731	-	791	669	-	122.0	Mean **

* International Quiet Day. ** International Disturbed Day. † Indicates extreme monthly value.

TABLE II. - HOURLY MEANS OF HORIZONTAL COMPONENT OF MAGNETIC INTENSITY

U.T.	0 ^h	1 ^h	2 ^h	3 ^h	4 ^h	5 ^h	6 ^h	7 ^h	8 ^h	9 ^h	10 ^h	11 ^h	12 ^h	13 ^h	14 ^h	15 ^h	16 ^h
MARCH																	
18000 γ + Tabular Quantities (in γ)																	
1	737	738	740	738	743	752	758	753	732	724	701	710	711	724	731	734	
2	738	741	734	732	743	745	759	754	730	733	732	707	716	725	732	735	
3 **	753	727	733	743	739	728	756	774	778	723	654	652	646	666	666	652	
4	682	697	696	698	687	705	705	709	706	694	694	685	695	705	703	718	
5	734	732	732	735	735	742	732	733	733	727	724	725	725	726	733	734	
6	732	743	729	727	734	734	726	727	726	722	714	716	725	733	735	736	
7 *	745	744	743	743	743	744	746	744	737	729	717	713	726	734	733	744	
8 *	748	745	745	744	745	749	751	745	734	724	715	716	722	727	733	738	
9 *	754	754	754	754	754	755	756	756	754	746	739	736	741	744	746	753	
10	768	768	766	767	767	773	766	776	774	769	751	751	748	751	746	748	
11	680	689	729	713	706	716	718	714	711	704	700	702	710	720	728	743	
12	734	740	744	744	748	751	757	750	739	724	713	711	725	729	738	744	
13	749	748	750	754	744	751	756	741	732	731	719	718	720	720	723	728	
14	751	744	746	748	746	748	755	754	749	727	718	730	728	725	718	719	
15	754	755	758	756	754	756	758	749	740	736	733	731	727	738	743	746	
16	758	755	756	755	758	759	762	758	748	738	734	734	735	734	740	749	
17 *	757	755	754	756	758	761	761	758	744	734	724	722	728	741	746	754	
18 *	760	759	760	763	765	766	772	769	755	743	737	729	731	741	753	745	
19	758	768	773	776	775	777	783	780	767	757	750	743	738	744	745	746	
20	726	733	734	746	746	747	754	755	754	748	742	735	734	735	745	754	
21 **	757	749	745	747	758	765	754	734	728	743	736	748	733	742	733	735	
22 **	702	699	745	740	704	720	732	705	688	684	684	688	694	702	718	718	
23	699	706	725	715	720	739	709	704	693	686	684	690	705	709	718	722	
24 **	741	739	742	744	744	748	744	740	723	713	689	691	700	725	728	760	
25	744	745	716	727	730	728	731	723	719	715	701	714	725	731	731	744	
26	738	742	743	748	747	748	752	746	734	703	693	704	729	721	722	735	
27	746	747	751	743	740	745	752	748	735	724	713	717	728	731	735	741	
28	716	724	753	738	743	745	743	741	735	715	706	714	717	718	734	743	
29 **	682	694	721	717	729	733	728	715	719	718	713	705	703	701	704	716	
30	743	743	743	746	750	744	752	752	741	724	714	712	719	731	743	741	
31	720	745	733	731	734	734	735	728	728	723	717	725	723	727	729	724	
Mean	736	738	742	742	742	745	747	743	735	725	715	715	720	726	730	735	
Mean *	753	751	751	752	753	755	757	754	745	735	726	723	730	737	742	747	
Mean **	727	722	737	738	735	739	743	734	727	716	695	697	695	707	710	716	
APRIL																	
18000 γ + Tabular Quantities (in γ)																	
1	750	746	741	742	760	733	739	731	733	729	723	723	724	729	731	737	
2	746	743	747	746	746	748	749	747	744	738	727	731	743	748	734	739	
3	737	729	737	733	760	740	740	737	737	732	731	733	747	743	747	749	
4	758	755	747	762	757	760	753	754	753	735	745	749	749	747	755	755	
5	758	764	765	757	756	760	757	751	747	743	740	736	739	743	734	747	
6	761	760	759	756	758	763	765	759	748	738	736	736	727	723	736	733	
7	779	750	747	745	754	756	757	754	742	734	734	733	732	740	742	734	
8	760	759	756	756	758	755	755	754	736	734	715	723	738	733	735	746	
9	762	762	759	759	754	760	754	753	753	734	728	734	740	746	743	751	
10	757	757	758	758	758	763	762	754	744	728	707	703	710	724	746	744	
11	768	770	771	769	771	764	762	754	741	726	724	724	736	750	768	765	
12	782	784	761	760	764	768	765	756	743	726	725	722	733	730	755	769	
13 *	766	765	766	773	774	775	772	757	737	725	708	707	725	735	750	761	
14 *	767	768	769	769	772	773	769	754	743	727	722	722	735	744	763	772	
15 *	773	773	770	773	775	776	774	765	748	732	720	723	736	751	757	771	
16	773	768	772	776	781	786	777	765	746	726	714	710	717	734	748	780	
17	729	739	733	740	738	735	738	741	733	711	698	699	703	724	729	748	
18	744	746	744	744	758	757	743	729	738	725	709	704	697	711	726	730	
19	750	742	743	740	752	755	753	738	725	720	716	717	723	736	735	741	
20	754	747	750	754	748	747	747	739	730	723	716	719	732	744	751	759	
21 **	742	753	755	758	760	753	753	748	730	738	737	758	735	773	741	751	
22 **	690	690	727	728	702	682	652	627	639	594	584	639	680	675	676	676	
23	716	715	726	718	716	714	711	703	695	689	689	701	706	716	723	729	
24 *	745	746	739	734	742	745	741	733	719	707	706	716	729	745	755	754	
25 *	755	756	753	749	751	748	743	733	722	713	709	723	737	750	761	765	
26	763	762	759	753	768	770	755	743	736	730	724	717	720	740	752	758	
27 **	697	728	604	553	647	640	587	579	573	578	595	615	656	712	702	730	
28 **	663	683	720	673	678	691	705	697	700	691	690	682	688	693	706	718	
29	743	751	758	744	756	725	687	658	675	682	689	694	711	710	706	721	
30 **	748	745	779	772	735	761	767	764	743	728	715	716	728	735	758	736	
Mean	748	749	747	743	748	747	741	733	725	715	709	714	723	733	739	746	
Mean *	761	762	759	760	763	763	760	748	734	721	713	718	732	745	757	765	
Mean **	708	720	717	697	704	705	693	683	677	666	664	682	697	718	717	722	

* International Quiet Day. ** International Disturbed Day.

AND EXTREME VALUES RECORDED EACH DAY

16 ^h	17 ^h	18 ^h	19 ^h	20 ^h	21 ^h	22 ^h	23 ^h	24 ^h	Mean	Maximum	Minimum	Range	Date			
18000 γ + Tabular Quantities (in γ)																
MARCH																
										h	m	h	m	γ		
742	743	732	740	744	760	734	724	735	21	12	787	683	10	36	104	1
739	738	742	735	747	744	735	743	737	6	35	769	682	11	46	87	2
675	686	681	670	658	659	688	664	699	7	41	816†	594†	18	33	222	3 **
711	719	725	731	736	733	734	735	708	20	2	743	669	0	8	74	4
737	725	726	714	715	726	732	728	729	15	58	748	701	19	50	47	5
734	741	736	725	743	745	745	748	732	13	46	752	709	10	49	43	6
743	741	740	743	747	754	750	749	740	21	50	760	708	11	22	52	7 *
745	753	755	756	755	754	755	754	742	18	41	761	713	10	31	48	8 *
753	753	755	757	759	765	769	768	753	21	33	774	734	11	39	40	9 *
745	747	744	747	718	706	700	711	750	7	39	783	666	23	45	117	10
745	752	753	753	751	751	755	731	724	22	42	783	669	0	41	114	11
748	746	754	748	743	737	745	749	740	16	3	761	708	11	40	53	12
734	741	748	750	750	748	752	765	741	23	3	795	713	11	10	82	13
730	734	747	750	749	747	747	751	740	0	3	765	712	14	30	53	14
744	748	758	759	758	757	754	754	749	6	23	764	722	12	32	42	15
752	754	760	760	764	750	753	757	751	20	51	766	730	12	19	36	16
755	756	757	759	763	764	763	760	751	22	3	769	718	11	35	51	17 *
745	746	757	764	765	767	763	763	755	6	54	774	725	12	13	49	18 *
753	752	762	770	776	760	750	739	760	7	8	787	728	24	0	59	19
762	766	775	776	779	776	774	766	753	20	2	786	722	0	45	64	20
751	735	727	725	735	744	761	744	743	22	21	792	713	18	31	79	21 **
730	749	743	734	731	723	724	679	714	3	5	786	666	23	50	120	22 **
724	728	739	743	746	744	743	742	718	4	55	757	667	0	32	90	23
728	714	728	729	735	752	724	720	729	15	44	788	674	11	17	114	24 **
745	747	752	735	749	750	755	736	733	18	20	768	690	10	48	78	25
728	745	742	741	744	764	758	745	736	21	0	785	684	10	21	101	26
732	743	744	743	734	724	717	717	735	2	13	756	707	10	48	49	27
742	741	761	750	736	710	724	712	732	18	56	782	694	21	41	88	28
733	734	754	743	751	740	743	742	722	18	12	782	651	1	3	131	29 **
743	752	745	740	738	752	722	713	738	21	20	772	707	11	38	65	30
730	739	750	759	751	743	745	747	734	1	10	776	715	10	39	61	31
738	741	745	744	744	744	742	737	736	-	774	696	-	-	77.8	Mean	
748	750	753	756	758	761	760	759	748	-	768	720	-	-	48.0	Mean *	
723	724	727	720	722	724	728	710	721	-	793	660	-	-	133.2	Mean **	
18000 γ + Tabular Quantities (in γ)																
APRIL																
										h	m	h	m	γ		
745	753	750	752	755	759	748	742	741	4	37	773	720	11	38	53	1
738	727	739	743	754	745	733	735	741	20	41	787	710	14	52	77	2
752	745	748	757	763	756	754	757	744	4	24	775	720	3	49	55	3
757	756	756	758	763	760	757	757	754	3	48	775	725	9	41	50	4
753	758	750	752	763	773	763	760	753	21	10	788	724	14	20	64	5
746	758	760	761	759	760	767	764	751	23	59	787	705	13	43	82	6
737	751	760	762	762	764	765	763	750	0	51	798	717	12	32	81	7
749	758	764	759	764	763	764	764	750	18	35	769	712	10	42	57	8
758	760	764	754	758	769	767	760	753	21	8	777	725	9	51	52	9
742	753	761	760	757	756	763	770	747	23	50	787	696	10	50	91	10
769	789	774	741	766	762	764	764	758	17	19	800	717	11	30	83	11
764	760	766	773	772	774	772	767	758	0	17	795	712	11	19	83	12
764	768	770	773	774	772	770	769	757	5	19	779	699	10	44	80	13 *
775	765	766	775	774	774	772	772	760	16	22	783	709	10	57	74	14 *
777	774	781	766	773	774	775	781	763	16	31	792	716	10	47	76	15 *
798	763	751	744	745	737	731	723	753	16	22	808	704	11	29	104	16
742	755	760	748	754	760	743	743	735	21	35	772	690	11	18	82	17
742	759	761	767	762	761	765	752	741	21	48	773	689	12	19	84	18
758	767	763	756	756	754	752	754	744	16	46	777	711	11	20	66	19
766	768	770	772	761	749	743	733	747	19	40	781	712	10	40	69	20
767	803	790	759	698	683	671	707	744	17	46	827	629	22	28	198	21 **
701	713	740	744	737	731	731	715	686	4	2	764	563	10	15	201	22 **
734	741	751	752	750	748	753	752	723	18	46	759	678	10	15	81	23
760	755	754	756	755	754	759	756	742	22	42	768	702	10	7	66	24 *
769	760	755	766	765	760	755	760	748	16	51	778	706	10	38	72	25 *
765	769	762	748	761	811	768	715	752	21	13	876†	692	24	0	184	26
745	759	755	736	714	689	698	677	665	18	41	807	334†	3	0	473	27 **
720	735	748	763	768	770	765	783	714	18	59	832	620	0	49	212	28 **
721	727	740	743	738	738	738	740	721	0	2	810	637	7	2	173	29
746	756	751	748	743	746	760	743	747	2	46	870	695	11	45	175	30 **
752	757	759	756	755	755	752	749	741	-	792	682	-	-	109.9	Mean	
769	764	765	767	768	767	766	768	754	-	780	706	-	-	73.6	Mean *	
736	753	757	750	732	724	725	725	711	-	820	568	-	-	251.8	Mean **	

* International Quiet Day. ** International Disturbed Day. † Indicates extreme monthly value.

TABLE II. - HOURLY MEANS OF HORIZONTAL COMPONENT OF MAGNETIC INTENSITY

U.T.	0 ^h	1 ^h	2 ^h	3 ^h	4 ^h	5 ^h	6 ^h	7 ^h	8 ^h	9 ^h	10 ^h	11 ^h	12 ^h	13 ^h	14 ^h	15 ^h	16 ^h
MAY																	
18000 γ + Tabular Quantities (in γ)																	
1	743	741	740	737	735	733	738	720	713	695	693	686	703	709	714	728	
2 *	753	750	746	745	749	751	748	744	739	727	721	718	720	731	742	751	
3	760	758	759	753	756	761	757	752	745	741	735	741	739	738	748	765	
4	769	769	769	768	769	771	763	756	751	739	733	742	761	745	739	731	
5	764	765	757	761	759	760	761	763	754	746	740	733	744	748	750	755	
6	756	756	754	755	760	757	755	752	746	733	736	744	745	757	751	758	
7	775	761	761	757	761	765	763	761	760	755	753	748	744	755	756	759	
8 *	764	763	763	763	763	760	756	746	741	737	736	744	751	753	757	764	
9 *	770	766	769	770	770	772	766	759	755	753	751	751	754	758	762	764	
10 *	771	769	766	765	769	767	763	754	743	736	737	743	747	754	759	768	
11 *	772	773	769	766	764	760	754	746	739	739	744	751	751	756	757	765	
12	780	781	779	783	796	802	792	774	760	752	764	763	767	775	746	756	
13	762	761	753	771	776	771	748	707	676	680	670	696	706	703	711	720	
14	742	737	736	736	738	736	732	721	704	699	709	716	729	731	735	761	
15 **	759	751	773	759	750	741	733	696	693	674	683	680	685	710	727	778	
16 **	746	754	757	741	741	692	624	630	623	640	657	684	716	668	761	748	
17 **	675	737	725	688	703	691	698	656	621	628	634	641	657	685	674	692	
18	736	738	734	741	750	741	741	731	710	711	702	708	711	710	716	728	
19	745	745	746	743	743	741	741	745	737	717	715	726	740	735	741	737	
20	745	751	757	753	749	746	745	750	742	739	720	719	682	717	736	726	
21	753	740	748	734	718	734	731	715	708	708	720	722	726	733	738	742	
22	768	766	758	755	759	754	738	731	732	721	717	724	736	726	742	751	
23	751	753	754	755	754	754	749	738	730	731	738	736	741	741	757	762	
24 **	725	722	694	735	742	716	731	725	708	713	686	653	679	717	755	759	
25 **	676	723	705	738	753	688	635	640	622	622	636	653	660	667	683	687	
26	740	744	742	744	747	740	722	711	697	685	680	686	700	716	736	753	
27	742	741	750	746	742	739	732	721	707	699	696	706	712	722	734	743	
28	762	758	757	765	773	770	758	743	717	700	701	711	727	744	752	751	
29	759	763	764	763	764	764	757	743	737	735	735	735	734	748	754	754	
30	738	756	758	767	767	769	763	748	727	716	708	703	714	720	727	721	
31	757	757	754	755	754	755	759	758	750	736	731	726	726	733	742	755	
Mean	750	753	752	752	754	748	740	730	719	713	712	716	723	739	739	746	
Mean *	766	764	763	762	763	762	757	750	743	738	738	741	745	750	755	762	
Mean **	716	737	731	732	738	706	684	669	653	655	659	662	679	689	720	733	
JUNE																	
18000 γ + Tabular Quantities (in γ)																	
1 **	771	764	763	773	765	748	727	727	723	715	725	744	726	720	739	764	
2	771	765	758	761	757	755	751	749	749	743	742	744	734	736	744	753	
3 *	774	777	776	766	768	768	761	749	744	738	735	741	753	754	759	769	
4	768	767	762	759	768	768	762	753	745	737	739	751	737	757	765	775	
5	772	772	771	770	767	768	760	745	747	756	757	765	758	752	763	774	
6	772	774	771	771	777	777	774	766	757	751	758	763	768	799	765	787	
7 *	780	774	769	768	765	769	765	754	749	746	751	750	749	757	771	777	
8	775	785	769	766	773	765	760	749	726	726	719	746	763	762	776	774	
9	758	757	760	771	774	765	725	717	744	740	739	747	757	763	769	768	
10	776	777	780	787	781	773	758	746	736	729	728	736	743	752	764	776	
11	761	783	780	765	746	748	728	724	711	719	737	735	745	717	752	790	
12	765	768	774	764	758	756	755	745	729	733	727	737	733	733	745	757	
13	767	752	755	761	762	761	760	751	745	738	735	741	740	739	747	768	
14	756	766	770	768	768	765	747	737	739	726	716	737	748	764	757	752	
15 **	778	753	764	774	749	757	739	723	721	717	721	706	717	737	749	771	
16	755	754	754	756	753	759	758	753	749	743	733	725	721	736	755	767	
17	761	760	762	763	765	766	760	750	743	733	737	745	758	771	766	766	
18 *	764	771	759	758	759	757	749	743	739	742	745	757	763	764	764	766	
19 *	760	759	761	763	767	766	758	748	745	754	757	764	767	763	765	780	
20 *	767	767	765	767	771	767	757	755	749	751	752	760	774	767	775	774	
21	764	770	766	762	763	754	744	728	720	724	726	735	749	761	758	774	
22	768	776	778	767	758	760	747	740	727	722	725	739	747	754	772	768	
23	770	762	758	764	765	760	747	733	721	720	727	737	757	763	768	773	
24 **	761	773	778	757	747	735	730	723	712	700	704	708	732	754	774	796	
25 **	748	739	756	745	699	721	717	710	710	701	687	677	687	703	723	747	
26	753	753	754	757	758	762	747	730	734	726	726	712	707	722	734	739	
27	760	758	762	761	776	773	755	739	727	711	718	723	723	727	746	750	
28	763	759	763	767	767	763	765	742	733	751	754	754	733	746	758	766	
29	777	783	775	772	777	773	772	760	739	738	729	736	746	756	752	753	
30 **	765	767	766	766	765	762	768	757	743	725	715	704	690	724	731	771	
Mean	766	766	766	765	762	761	752	742	735	732	732	737	741	748	757	768	
Mean *	769	770	766	764	766	765	758	750	745	746	748	754	761	761	767	773	
Mean **	765	759	765	763	745	745	736	728	722	712	710	708	710	728	743	770	

* International Quiet Day. ** International Disturbed Day.

AND EXTREME VALUES RECORDED EACH DAY

16 ^h	17 ^h	18 ^h	19 ^h	20 ^h	21 ^h	22 ^h	23 ^h	24 ^h	Mean	Maximum	Minimum	Range	Date			
18000 γ + Tabular Quantities (in γ)													MAY			
										h m	h m	γ				
744	756	767	764	761	756	754	753	733	17	56	776	668	11	56	108	1
759	766	767	762	761	765	761	757	747	17	42	771	715	12	43	56	2 *
773	769	774	782	783	780	775	775	759	20	52	794	724	10	34	70	3
741	762	768	762	770	767	768	774	758	23	0	781	724	14	58	57	4
764	772	766	764	764	773	761	756	758	17	44	806	726	11	22	80	5
742	760	765	768	768	766	768	771	755	23	46	777	723	9	34	54	6
765	771	773	783	778	764	761	763	762	19	13	790	740	12	41	50	7
764	762	764	769	773	772	768	767	758	20	50	777	731	10	23	46	8 *
772	776	774	775	775	776	775	772	766	17	3	783	745	11	37	38	9 *
777	782	776	775	774	774	774	772	763	17	8	789	731	10	10	58	10 *
769	770	768	771	770	770	771	776	761	24	0	819	735	9	29	84	11 *
746	743	755	783	776	774	764	765	770	0	1	819	708	16	1	111	12
721	740	748	746	743	742	751	760	732	4	53	790	648	8	16	142	13
761	754	760	763	754	764	756	751	739	15	52	798	690	9	37	108	14
798	833	764	754	749	744	741	732	738	17	34	926†	662	11	53	264	15 **
788	781	725	706	719	669	720	666	707	14	36	844	568†	8	41	276	16 **
715	733	741	740	741	737	740	742	696	1	43	759	596	8	57	163	17 **
733	743	750	759	756	754	756	753	734	22	2	767	699	10	44	68	18
745	755	758	762	766	754	753	746	743	20	26	770	707	9	54	63	19
715	727	746	753	765	776	752	781	741	20	22	804	668	12	47	136	20
746	753	772	774	764	759	764	764	740	18	22	795	703	9	48	92	21
760	765	772	762	765	755	754	751	748	18	11	800	707	11	4	93	22
750	751	755	775	771	772	755	745	751	19	50	796	708	23	45	88	23
733	752	742	747	739	732	743	689	722	15	6	815	605	11	40	210	24 **
713	731	729	742	747	748	755	751	696	4	0	787	587	6	16	200	25 **
759	770	772	774	760	756	750	760	735	19	21	786	676	11	11	110	26
760	770	773	777	774	762	757	768	741	19	56	786	692	10	15	94	27
757	762	769	774	771	766	766	762	751	4	49	780	692	9	48	88	28
753	789	819	781	751	765	740	728	756	18	21	839	712	23	0	127	29
753	753	768	765	766	764	765	757	746	5	34	776	693	9	33	83	30
762	772	779	774	769	771	777	773	755	23	8	788	720	11	36	68	31
753	762	763	764	762	759	758	754	744	-	-	796	690	-	-	106.0	Mean
768	771	770	770	771	771	770	769	759	-	-	788	731	-	-	56.4	Mean *
749	766	740	738	739	726	740	716	712	-	-	826	604	-	-	222.6	Mean **
18000 γ + Tabular Quantities (in γ)													JUNE			
										h m	h m	γ				
755	765	767	775	767	765	764	766	751	19	8	784	705	13	11	79	1 **
781	780	768	777	776	774	773	768	759	16	58	800	721	14	53	79	2
779	781	786	784	777	777	776	771	765	18	56	793	727	10	2	66	3 *
780	779	769	777	772	771	774	777	763	17	24	797	731	13	1	66	4
779	784	793	791	788	785	786	783	770	18	21	813	739	8	31	74	5
779	775	771	774	781	779	778	779	773	15	46	819	734	14	32	85	6
778	780	769	777	788	779	780	778	768	17	33	796	741	9	19	55	7 *
768	782	787	796	778	782	769	757	765	19	49	809	705	10	16	104	8
783	776	775	789	768	765	776	769	761	19	41	803	705	7	34	98	9
787	794	783	784	777	781	784	763	766	17	9	831	718	9	33	113	10
792	788	795	780	774	772	758	759	757	18	17	809	697	8	30	112	11
772	788	790	776	772	774	770	763	758	18	31	796	715	10	31	81	12
775	784	805	795	790	778	768	744	761	18	47	819	726	13	7	93	13
757	775	782	793	793	781	779	784	761	19	57	831	704	10	10	127	14
766	797	789	780	777	771	776	768	754	17	46	836	699	11	54	137	15 **
784	782	793	783	773	766	771	768	758	18	10	802	709	12	18	93	16
783	805	783	775	787	779	773	762	765	17	26	823	726	9	33	97	17
775	784	783	777	779	777	766	766	763	17	47	797	735	8	8	62	18 *
787	785	776	782	784	782	778	774	768	16	53	796	736	8	22	60	19 *
757	758	767	778	793	789	779	782	768	21	4	798	744	8	18	54	20 *
777	776	776	784	788	787	773	770	760	21	2	806	718	9	2	88	21
766	779	788	786	774	772	766	764	760	18	27	800	718	9	31	82	22
786	783	814	814	797	781	760	748	763	19	4	840	716	8	40	124	23
802	745	754	761	782	767	760	758	751	16	10	854†	695	9	33	159	24 **
751	753	783	762	757	757	762	753	731	18	24	800	670†	11	18	130	25 **
745	758	772	773	768	767	768	774	747	18	30	788	693	12	42	95	26
761	773	784	771	771	772	769	766	753	18	44	796	701	9	50	95	27
770	774	791	785	784	783	777	778	764	18	31	809	722	12	28	87	28
750	758	790	786	782	777	775	773	764	18	44	809	714	10	58	95	29
739	742	765	783	787	772	771	764	752	20	28	802	677	12	37	125	30 **
772	776	782	782	779	775	772	768	760	-	-	809	715	-	-	93.8	Mean
775	778	776	780	784	781	776	774	766	-	-	796	737	-	-	59.4	Mean *
763	760	772	772	774	766	767	762	748	-	-	815	689	-	-	126.0	Mean **

* International Quiet Day. ** International Disturbed Day. † Indicates extreme monthly value.

TABLE II. - HOURLY MEANS OF HORIZONTAL COMPONENT OF MAGNETIC INTENSITY

U.T.	0 ^h	1 ^h	2 ^h	3 ^h	4 ^h	5 ^h	6 ^h	7 ^h	8 ^h	9 ^h	10 ^h	11 ^h	12 ^h	13 ^h	14 ^h	15 ^h	16 ^h
JULY																	
18000 γ + Tabular Quantities (in γ)																	
1	759	758	759	758	767	764	758	742	732	721	724	725	726	732	736	754	
2	767	766	765	766	766	761	743	723	736	733	735	737	735	734	748	758	
3	779	776	776	782	772	776	753	734	734	726	716	729	729	744	753	768	
4	765	763	764	768	762	755	750	742	734	737	736	735	743	745	755	762	
5	774	770	767	771	774	774	770	759	751	746	750	740	757	754	760	768	
6	774	776	766	774	772	769	760	753	744	741	749	758	758	764	760	762	
7 *	773	773	772	772	773	768	758	748	747	747	753	759	764	768	776	783	
8	779	800	792	796	794	784	783	774	755	744	744	752	750	751	764	768	
9	774	770	771	770	774	766	764	744	734	732	734	731	734	747	761	772	
10	762	763	765	767	770	772	766	762	757	758	744	741	754	765	766	764	
11	780	765	772	768	772	764	753	733	722	714	710	716	733	746	772	794	
12	774	772	767	767	768	768	774	757	744	728	720	726	739	734	748	760	
13 **	790	778	771	760	762	763	760	752	743	734	735	739	748	750	752	782	
14	734	746	751	750	752	753	742	736	731	722	714	724	722	727	741	754	
15	759	760	762	760	764	759	754	748	741	734	732	740	744	741	745	748	
16	773	769	760	764	770	775	762	758	744	734	724	733	744	740	757	764	
17 *	764	763	764	764	768	763	758	749	739	734	736	748	750	754	754	762	
18 *	771	767	766	770	772	773	766	754	746	744	746	751	746	750	754	762	
19	776	777	778	782	784	776	767	752	754	757	758	763	768	781	777	774	
20	776	757	760	765	770	767	767	760	748	741	736	730	731	726	753	766	
21 *	761	760	762	764	765	763	754	748	746	742	736	733	737	748	760	771	
22 *	776	775	772	775	774	772	765	762	757	754	750	746	752	767	773	777	
23	789	790	783	784	784	784	782	770	760	756	758	758	770	792	805	813	
24 **	759	764	763	768	773	771	746	716	683	718	731	752	735	724	724	739	
25 **	772	774	780	775	772	777	745	752	740	720	682	684	704	725	716	749	
26 **	744	746	765	762	764	757	751	740	692	696	726	717	739	736	751	752	
27	760	761	756	756	756	742	734	726	726	731	728	730	746	752	741	754	
28 **	772	764	758	755	766	766	762	751	738	735	718	745	746	736	723	743	
29	754	754	755	761	764	760	734	743	742	741	746	742	744	734	722	758	
30	762	765	761	763	766	766	766	745	726	720	726	736	744	748	752	754	
31	767	766	769	767	772	772	764	753	754	745	743	742	734	717	764	767	
Mean	768	767	767	768	770	767	758	748	739	735	734	737	743	746	754	765	
Mean *	769	768	767	769	770	768	760	752	747	744	744	747	750	757	763	771	
Mean **	767	765	767	764	767	767	753	742	719	721	718	727	734	734	733	753	
AUGUST																	
18000 γ + Tabular Quantities (in γ)																	
1	775	761	755	761	761	762	755	754	747	741	737	747	758	754	747	754	
2	775	766	764	764	768	765	764	757	749	738	753	754	754	744	754	763	
3	766	769	766	769	769	768	761	748	745	755	750	750	760	754	759	744	
4 *	766	767	761	764	768	767	765	762	758	755	756	763	770	770	771	768	
5 *	780	776	774	773	777	775	769	762	752	752	757	757	764	769	774	776	
6	777	777	776	775	776	775	769	761	752	755	762	773	782	780	784	778	
7 *	773	775	772	775	774	774	764	760	752	743	745	757	765	767	773	776	
8	784	782	787	779	780	778	769	757	756	745	752	761	776	777	776	776	
9	771	770	769	773	766	766	766	752	742	737	732	734	716	722	753	762	
10	774	780	772	779	781	786	776	754	734	722	712	712	722	735	742	760	
11 **	802	816	811	820	811	798	770	782	762	740	730	716	742	739	736	775	
12	756	758	764	771	766	759	742	734	724	723	716	716	738	737	736	757	
13	762	761	756	759	757	755	753	754	743	737	732	727	740	736	746	754	
14	770	779	770	765	765	761	755	751	746	742	739	737	751	750	753	761	
15	767	765	765	767	774	773	772	763	751	739	732	728	739	754	761	765	
16	773	771	769	771	770	769	765	753	745	744	742	745	746	754	760	775	
17	793	786	766	774	771	763	775	754	743	734	722	696	703	743	743	759	
18	771	768	764	764	763	762	756	744	734	726	727	732	735	741	751	756	
19 *	773	770	771	772	773	772	767	761	752	746	747	750	763	771	772	771	
20 *	776	775	775	773	772	772	765	755	747	746	753	763	763	770	772	773	
21	781	783	781	780	775	776	773	765	756	762	777	780	785	827	777	750	
22	757	753	754	756	760	763	752	741	737	736	743	754	767	775	769	770	
23 **	787	779	781	781	785	785	773	754	728	712	713	730	745	750	731	723	
24 **	738	763	755	736	748	722	730	711	703	682	646	691	707	730	749	784	
25 **	762	752	745	743	741	750	734	725	710	674	661	672	710	739	727	724	
26 **	742	733	748	748	744	754	743	721	710	718	713	722	729	732	731	731	
27	753	755	755	758	764	746	736	741	730	713	707	713	720	740	729	721	
28	784	773	773	758	756	763	753	745	738	731	723	720	727	743	736	749	
29	769	770	767	766	765	770	765	753	741	731	731	721	714	733	733	731	
30	775	767	763	763	763	765	762	746	741	737	722	717	726	733	736	744	
31	770	770	767	766	766	768	763	754	748	743	723	713	720	730	752	748	
Mean	771	770	768	768	768	767	760	751	741	734	731	734	743	752	753	757	
Mean *	774	773	771	771	773	772	766	760	752	748	752	758	765	769	772	773	
Mean **	766	769	768	766	766	762	750	739	723	705	693	706	727	738	735	747	

* International Quiet Day. ** International Disturbed Day.

AND EXTREME VALUES RECORDED EACH DAY

16 ^h	17 ^h	18 ^h	19 ^h	20 ^h	21 ^h	22 ^h	23 ^h	24 ^h	Mean	Maximum	Minimum	Range	Date	
18000 γ + Tabular Quantities (in γ)														
JULY														
									h m		h m		γ	
752	776	777	777	760	771	770	771	753	17 54	791	711	11 19	80	1
766	791	793	775	780	778	775	775	759	17 57	816	708	7 20	108	2
760	764	772	771	773	770	770	767	758	2 59	791	708	10 36	83	3
765	766	772	774	773	777	781	778	758	22 14	786	726	9 1	60	4
784	776	780	787	787	784	772	773	768	19 34	796	734	11 59	62	5
772	780	777	770	776	774	774	774	766	17 44	789	737	9 20	52	6
770	774	776	781	784	786	787	784	770	15 9	790	743	9 18	47	7 *
773	784	784	784	787	775	766	777	773	1 4	818	736	10 19	82	8
773	767	775	777	776	769	764	764	760	0 33	785	724	11 2	61	9
778	782	823	811	800	793	773	784	772	18 48	867†	731	11 30	136	10
792	786	787	786	777	779	774	768	761	16 22	813	704	10 38	109	11
772	779	792	793	794	777	773	775	763	20 28	811	717	10 33	94	12
797	798	821	813	774	758	732	721	764	19 8	856	731	9 40	125	13 **
764	768	773	778	781	788	769	758	749	21 4	804	709	10 19	95	14
763	764	786	780	768	774	774	773	757	18 37	800	726	10 19	74	15
764	774	778	783	779	775	772	764	761	18 9	790	718	10 34	72	16
769	775	779	783	779	782	772	772	762	21 11	789	727	10 8	62	17 *
774	785	798	792	792	784	782	772	767	18 31	808	740	12 24	68	18 *
794	794	777	792	786	787	788	773	776	21 54	804	748	7 20	56	19
772	787	788	788	786	774	772	766	762	2 0	812	717	13 28	95	20
776	777	785	786	778	775	776	774	762	19 53	791	730	12 1	61	21 *
787	781	772	776	779	782	782	785	770	16 55	797	744	11 3	53	22 *
806	813	778	797	788	757	768	780	782	16 46	830	745	23 53	85	23
753	768	780	783	783	780	775	778	753	19 12	791	671	8 30	120	24 **
762	767	771	774	767	784	767	764	751	21 22	803	661†	10 53	142	25 **
746	765	769	767	773	771	784	776	750	22 53	822	669	8 56	153	26 **
767	774	779	778	781	776	771	756	753	19 59	797	716	11 37	81	27
754	776	777	780	791	777	769	776	757	20 49	819	710	10 40	109	28 **
769	783	757	774	765	764	762	764	754	17 17	842	699	6 52	143	29
762	763	765	775	784	784	776	769	757	20 45	795	714	9 43	81	30
773	767	764	768	771	773	772	769	761	16 46	787	702	13 31	85	31
771	778	781	782	780	777	772	770	762	-	806	718	-	88.2	Mean
775	778	782	784	782	782	780	777	766	-	795	737	-	58.2	Mean *
762	775	784	783	778	774	765	763	755	-	818	688	-	129.8	Mean **
18000 γ + Tabular Quantities (in γ)														
AUGUST														
									h m		h m		γ	
767	774	772	773	777	781	776	774	761	17 33	786	731	10 21	55	1
764	764	782	786	780	776	782	775	764	19 32	793	734	9 37	59	2
753	766	773	773	773	770	774	772	762	19 3	781	735	15 15	46	3
766	767	766	774	781	784	784	784	768	21 12	791	748	10 13	43	4 *
773	773	771	782	784	784	782	776	771	19 38	788	748	9 25	40	5 *
773	786	781	794	785	780	774	769	775	19 23	800	747	8 38	53	6
784	787	787	793	790	785	787	784	773	19 35	799	739	10 18	60	7 *
774	772	773	762	776	772	769	768	771	17 33	809	743	9 19	66	8
805	790	757	761	781	754	743	754	757	17 57	826	697	12 53	129	9
775	774	773	777	778	782	794	790	762	22 18	805	708	11 11	97	10
775	787	793	758	752	763	770	759	771	0 51	865†	691	11 6	174	11 **
771	775	766	766	779	787	771	764	753	21 3	813	701	11 19	112	12
770	776	781	783	783	777	770	766	757	20 59	790	719	11 23	71	13
769	775	780	777	773	773	771	771	762	19 11	786	730	11 13	56	14
770	779	783	791	781	773	779	773	764	19 26	794	722	11 22	72	15
783	772	777	785	786	793	794	790	768	16 10	798	738	10 29	60	16
776	778	779	784	780	776	775	774	760	0 56	807	690	11 39	117	17
766	773	773	774	774	773	772	773	757	17 16	781	721	9 55	60	18
774	774	775	775	777	781	783	782	769	21 5	786	743	10 21	43	19 *
769	769	773	778	781	782	782	780	769	22 13	785	741	8 38	44	20 *
784	793	775	777	777	771	754	752	775	13 6	857	725	15 33	132	21
763	773	775	772	773	778	770	774	761	13 29	801	730	9 21	71	22
740	753	763	747	754	764	751	723	752	0 36	796	690	14 47	106	23 **
714	731	719	725	745	746	755	771	729	15 41	840	633†	10 14	207	24 **
751	746	758	749	753	771	753	748	733	0 1	811	647	10 3	164	25 **
734	755	771	761	758	752	752	752	740	18 2	782	690	8 15	92	26 **
737	753	756	764	764	764	762	763	744	4 42	777	699	10 38	78	27
773	765	773	766	772	768	764	764	755	0 39	804	711	11 28	93	28
758	765	777	775	772	768	770	775	755	23 57	790	707	12 32	83	29
755	758	767	773	774	773	772	770	754	0 2	786	703	11 2	83	30
787	760	756	782	773	763	768	766	757	16 47	809	689	10 58	120	31
766	770	771	772	774	773	771	769	760	-	801	715	-	86.6	Mean
773	774	774	780	783	783	784	781	770	-	790	744	-	46.0	Mean *
743	754	761	748	752	759	756	751	745	-	819	670	-	148.6	Mean **

* International Quiet Day. ** International Disturbed Day. † Indicates extreme monthly value.

TABLE II. - HOURLY MEANS OF HORIZONTAL COMPONENT OF MAGNETIC INTENSITY

U.T.	0 ^h	1 ^h	2 ^h	3 ^h	4 ^h	5 ^h	6 ^h	7 ^h	8 ^h	9 ^h	10 ^h	11 ^h	12 ^h	13 ^h	14 ^h	15 ^h	16 ^h	
SEPTEMBER																		
18000 γ + Tabular Quantities (in γ)																		
1	780	768	755	754	757	753	749	742	743	733	722	730	727	725	743	743		
2 **	763	773	764	774	793	716	750	709	638	633	635	653	686	683	697	703		
3 **	733	739	725	710	733	733	723	683	660	653	666	672	698	710	737	713		
4	749	746	740	738	739	738	727	713	715	723	725	725	737	740	724	727		
5	762	756	751	753	749	749	744	736	728	720	721	728	735	745	746	748		
6	780	763	763	766	765	761	758	734	720	709	724	731	736	745	751	740		
7	753	748	746	751	755	754	744	730	712	708	712	721	739	746	761	762		
8 **	763	763	765	764	765	764	757	741	721	717	731	754	746	772	841	793		
9	714	725	729	730	729	729	730	721	723	706	706	722	723	733	728	731		
10	757	743	744	743	741	741	736	731	730	720	713	716	725	741	756	755		
11	754	753	757	753	751	762	764	753	745	727	713	714	713	725	738	743		
12	759	760	760	760	762	763	763	763	755	744	728	723	727	737	751	755		
13	754	765	780	771	753	741	738	737	726	723	723	725	729	733	737	740		
14 *	752	752	752	753	751	750	747	742	741	733	731	729	733	734	744	753		
15	765	760	760	762	763	760	764	760	751	737	725	730	739	742	747	753		
16	762	765	767	766	770	770	766	761	755	745	735	732	735	744	761	763		
17 *	766	764	762	762	763	761	762	752	741	728	725	724	741	747	757	751		
18 *	769	770	765	764	765	767	764	756	746	735	725	730	735	742	751	757		
19 *	776	780	775	775	775	773	767	760	746	738	738	747	756	761	764	764		
20	786	787	786	796	817	819	804	778	768	756	762	773	760	750	757	765		
21 **	766	761	771	765	765	755	758	752	740	723	706	717	708	704	723	741		
22 **	764	768	761	771	753	751	752	747	719	701	686	688	710	720	723	726		
23	759	753	753	751	753	758	749	738	731	728	712	712	721	726	734	743		
24	762	762	761	765	768	766	760	753	737	725	715	723	728	738	746	753		
25	769	768	768	763	763	762	759	748	733	724	722	723	733	744	748	748		
26	762	766	771	774	772	772	762	761	736	711	700	703	710	721	725	735		
27	770	772	770	767	767	768	769	763	753	739	733	723	725	731	745	747		
28	763	763	768	782	771	774	771	760	744	730	725	725	736	751	755	757		
29 *	767	770	764	765	770	773	774	771	762	748	736	740	746	755	763	761		
30	771	772	773	766	766	764	771	765	756	743	741	734	740	745	753	755		
Mean	762	761	760	760	761	758	756	745	733	722	718	722	729	736	747	748		
Mean *	766	767	764	764	765	765	763	756	747	736	731	734	742	748	756	757		
Mean **	758	761	757	757	762	744	748	726	696	685	685	697	710	718	744	735		
OCTOBER																		
18000 γ + Tabular Quantities (in γ)																		
1	771	773	774	771	766	773	777	775	763	746	745	739	727	737	736	741		
2 **	761	775	765	763	765	773	762	749	723	713	712	728	725	710	693	718		
3	765	754	753	749	755	756	751	744	733	721	722	724	725	712	725	731		
4	765	766	760	757	754	756	754	742	730	729	732	740	746	753	747	744		
5	763	763	761	763	763	763	766	757	718	713	720	727	731	731	735	745		
6	771	771	765	764	761	763	767	761	746	734	726	735	731	747	745	743		
7	780	773	770	764	767	764	765	755	743	731	726	727	729	740	734	745		
8	786	773	768	769	767	763	769	761	744	728	718	719	727	741	753	763		
9	770	773	768	764	765	771	771	763	753	733	733	731	736	731	750	756		
10	765	767	772	766	769	769	767	761	749	736	726	725	732	740	753	760		
11	769	766	773	775	770	775	775	773	758	743	726	730	736	741	749	763		
12	773	772	773	773	773	773	773	772	765	753	741	731	737	746	757	764		
13 *	767	770	767	771	773	776	780	779	767	753	738	737	745	753	757	764		
14 *	776	773	773	773	774	773	770	767	762	750	741	742	746	752	755	761		
15 *	776	775	775	776	775	775	775	774	766	755	748	743	745	753	757	763		
16	779	779	778	779	779	782	784	774	756	747	743	742	744	749	752	760		
17 *	778	778	774	772	774	775	776	782	773	769	754	748	754	759	765	766		
18	782	777	779	774	771	778	775	771	763	755	744	744	749	759	764	769		
19	789	785	784	784	788	794	787	785	780	769	762	756	745	752	760	762		
20 **	781	780	779	784	789	795	789	775	758	718	714	705	702	688	702	722		
21 **	738	728	735	728	742	752	743	735	709	704	688	700	701	700	713	705		
22	759	762	760	761	746	747	750	741	721	706	699	700	705	699	709	722		
23	751	755	752	769	772	768	768	754	732	725	720	717	716	722	724	732		
24	759	758	760	761	769	764	762	751	736	724	714	720	730	736	744	750		
25 *	769	770	769	771	772	774	772	763	758	742	725	730	735	744	753	760		
26 **	783	784	775	774	775	784	800	784	762	747	735	733	742	760	752	739		
27 **	691	682	708	714	698	707	714	723	712	702	695	697	693	700	704	711		
28	736	738	750	760	754	751	744	747	733	717	694	696	697	704	714	721		
29	749	744	748	750	748	751	752	745	734	713	701	699	710	718	717	724		
30	754	753	751	751	754	760	764	762	752	742	730	717	722	723	715	718		
31	762	760	760	760	760	761	763	763	755	742	737	730	730	731	738	741		
Mean	765	764	764	764	764	767	767	761	747	734	726	726	729	733	738	744		
Mean *	773	773	772	773	774	775	775	773	765	754	741	740	745	752	757	763		
Mean **	751	750	752	753	754	762	762	753	733	717	709	713	713	712	713	719		

* International Quiet Day. ** International Disturbed Day.

AND EXTREME VALUES RECORDED EACH DAY

16 ^h	17 ^h	18 ^h	19 ^h	20 ^h	21 ^h	22 ^h	23 ^h	24 ^h	Mean	Maximum	Minimum	Range	Date	
18000 γ + Tabular Quantities (in γ)														
										h m	h m	γ		
763	766	778	773	774	773	769	763	753	0 14	794	703	10 15	91	1
703	710	736	736	733	733	737	733	716	3 57	829	573†	9 1	256	2 **
715	725	736	744	748	745	743	745	716	21 2	760	638	8 36	122	3 **
733	736	741	748	755	755	753	754	737	20 39	760	704	7 46	56	4
751	750	754	761	763	766	768	773	748	24 0	783	710	9 16	73	5
738	738	751	755	774	757	752	760	749	13 53	787	700	9 25	87	6
758	759	764	768	767	765	766	762	748	14 54	775	703	9 34	72	7
662	726	711	706	723	721	720	711	743	14 52	1130†	616	16 28	514	8 **
735	745	766	767	760	751	754	772	735	18 40	785	687	9 42	98	9
754	765	767	755	757	756	756	753	744	17 56	777	708	10 58	69	10
750	758	759	767	763	758	756	759	747	19 3	771	703	10 51	68	11
758	763	770	771	763	778	753	755	755	21 51	812	717	11 38	95	12
747	761	756	760	759	754	760	757	747	3 22	788	715	10 14	73	13
756	761	761	762	764	765	766	768	750	23 40	773	725	11 20	48	14 *
759	767	769	772	773	776	785	766	758	22 23	790	721	11 9	69	15
755	747	759	766	769	763	765	767	758	21 56	777	725	11 31	52	16
750	754	760	767	766	766	768	770	754	19 33	773	720	11 36	53	17 *
760	763	767	772	773	775	776	775	758	23 31	778	720	10 30	58	18 **
768	772	776	779	781	782	785	784	768	23 56	789	733	10 56	56	19 *
778	718	748	753	753	754	768	769	771	5 0	835	690	17 14	145	20
736	754	752	754	764	776	765	766	747	2 38	786	690	12 47	96	21 **
726	736	755	745	749	754	765	761	739	4 6	778	673	10 47	105	22 **
750	760	762	765	764	763	768	767	747	23 1	777	699	10 52	78	23
758	763	766	768	773	770	780	774	755	22 41	787	710	10 24	77	24
753	763	771	766	764	758	775	767	754	22 53	799	719	11 11	80	25
750	753	760	766	769	773	771	770	750	3 41	778	693	10 21	85	26
755	757	762	752	749	753	763	765	754	6 59	773	717	11 52	56	27
752	761	768	773	771	769	767	768	759	3 13	786	720	11 20	66	28
761	762	764	768	775	776	775	775	763	21 22	785	730	10 40	55	29 *
758	766	774	775	780	779	776	761	762	1 25	780	729	11 39	51	30
746	752	759	760	763	762	764	762	749	-	797	700	-	96.8	Mean
759	762	766	770	772	773	774	774	759	-	780	726	-	54.0	Mean *
708	730	738	737	743	746	746	743	732	-	857	638	-	218.6	Mean **

SEPTEMBER

18000 γ + Tabular Quantities (in γ)

OCTOBER

										h m	h m	γ		
734	744	762	761	765	773	773	785	759	23 48	824†	718	12 39	106	1
726	728	747	755	743	756	754	760	742	0 0	811	686	14 25	125	2 **
749	766	750	733	752	759	761	773	744	23 43	803	707	13 29	96	3
753	762	757	745	759	770	763	763	752	0 0	785	720	10 17	65	4
754	761	770	763	750	752	760	766	750	6 50	777	706	9 56	71	5
745	754	760	762	770	767	773	770	755	23 57	790	711	12 23	79	6
755	763	769	760	757	775	773	765	755	0 10	791	712	10 25	79	7
755	765	767	774	764	761	761	769	757	0 29	800	709	11 27	91	8
763	770	770	769	775	781	780	767	760	22 22	794	720	11 16	74	9
762	771	771	773	776	775	773	770	760	20 4	782	720	11 20	62	10
767	773	775	775	774	772	777	776	763	22 33	784	719	10 34	65	11
766	771	773	777	782	775	776	771	765	21 54	785	725	11 10	60	12
766	773	776	779	782	783	782	782	768	21 2	786	731	11 22	55	13 *
763	771	776	777	776	780	777	776	766	0 11	780	736	10 46	44	14 *
769	776	781	783	783	783	783	783	770	20 5	790	741	11 17	49	15 *
764	773	777	779	782	782	782	780	769	6 2	787	739	11 37	48	16
772	774	775	775	777	779	781	783	771	7 16	785	740	11 39	45	17 *
773	778	782	785	785	789	789	789	772	22 8	793	737	10 47	56	18
762	768	777	784	785	789	785	784	776	4 52	797	738	12 57	59	19
722	719	698	699	703	707	736	729	737	6 0	807	677	13 42	130	20 **
718	706	715	728	741	730	742	752	723	4 41	768	676	10 26	92	21 **
730	725	728	734	735	740	746	748	732	2 48	773	691	13 55	82	22
732	732	741	742	763	774	765	753	745	21 28	789	711	12 41	78	23
753	760	769	770	771	771	771	770	753	19 48	776	712	10 41	64	24
765	771	778	774	770	773	779	778	762	22 6	789	720	10 29	69	25 *
740	740	735	715	680	662	666	683	744	6 36	810	649	23 56	161	26 **
724	735	732	714	728	734	730	733	712	0 13	762	637†	0 40	125	27 **
729	735	744	746	740	747	748	749	733	3 3	764	685	12 40	79	28
732	736	739	745	754	755	756	755	736	20 53	777	693	10 43	84	29
740	740	745	750	755	760	761	762	745	6 53	768	702	15 23	66	30
734	749	759	761	764	764	767	767	752	23 27	801	724	11 40	77	31
749	754	758	758	759	762	764	764	753	-	788	709	-	78.6	Mean
767	773	777	778	778	780	780	780	767	-	786	734	-	52.4	Mean *
726	726	725	722	719	718	726	731	732	-	792	665	-	126.6	Mean **

* International Quiet Day. ** International Disturbed Day. † Indicates extreme monthly value.

TABLE II. - HOURLY MEANS OF HORIZONTAL COMPONENT OF MAGNETIC INTENSITY

U.T.	0 ^h	1 ^h	2 ^h	3 ^h	4 ^h	5 ^h	6 ^h	7 ^h	8 ^h	9 ^h	10 ^h	11 ^h	12 ^h	13 ^h	14 ^h	15 ^h	16 ^h
NOVEMBER																	
18000 γ + Tabular Quantities (in γ)																	
1	772	752	753	749	756	758	764	764	758	753	749	743	748	752	747	745	
2	766	768	768	772	777	781	781	781	772	762	748	742	746	759	761	761	
3	779	769	762	762	766	765	764	766	754	726	721	724	726	730	732	742	
4	769	769	770	766	764	768	765	759	760	743	722	713	719	727	738	741	
5 *	775	769	770	769	765	766	769	770	760	751	735	729	734	742	750	762	
6	772	773	773	771	772	773	775	774	760	744	734	725	730	744	755	759	
7 *	772	762	763	761	769	768	769	765	752	741	724	712	715	731	742	753	
8 *	770	773	772	772	771	770	770	772	762	747	733	725	726	741	748	759	
9	772	765	771	770	772	772	771	771	758	744	735	732	741	750	762	767	
10 **	758	756	765	756	764	757	749	746	737	735	719	695	693	694	674	705	
11 **	667	673	703	711	729	693	685	703	666	643	635	650	655	664	694	701	
12	727	695	694	697	704	716	733	724	713	729	715	714	704	698	701	711	
13	726	721	723	732	723	718	723	725	723	718	706	697	692	701	716	722	
14 **	747	743	756	757	770	753	780	763	732	723	723	697	699	702	713	732	
15 **	665	651	694	712	720	683	693	672	606	584	665	643	637	671	672	695	
16 **	725	722	739	731	719	765	750	732	730	701	697	701	700	706	706	711	
17	742	745	745	749	748	745	745	738	732	738	737	741	735	731	723	723	
18	724	737	741	743	759	754	740	742	733	723	710	710	710	721	731	733	
19 *	759	755	756	761	762	765	765	760	751	741	733	730	731	733	737	745	
20	765	763	763	766	770	771	773	773	773	765	748	740	741	741	735	739	
21	773	751	755	759	776	771	763	746	742	732	723	712	705	707	716	717	
22	738	743	743	745	754	763	769	772	764	744	738	737	709	713	722	731	
23	686	701	707	720	743	755	750	745	741	735	708	685	681	704	712	714	
24	742	743	746	749	755	761	760	759	751	743	735	723	729	729	727	731	
25	743	745	749	746	751	753	754	750	751	739	733	733	739	696	708	755	
26 *	771	762	750	742	746	751	751	751	746	744	735	729	731	734	743	751	
27	765	762	757	757	755	756	760	763	758	753	742	740	743	749	753	761	
28	700	710	724	729	725	740	753	751	749	752	752	751	743	743	750	755	
29	762	762	758	754	754	752	753	762	768	765	758	755	753	755	761	766	
30	759	763	760	753	760	765	763	762	761	761	756	755	752	748	751	755	
Mean	746	743	748	749	753	754	755	752	742	733	726	719	719	724	729	738	
Mean *	769	764	762	761	763	764	765	764	754	745	732	725	727	736	744	754	
Mean **	712	709	731	733	740	730	731	723	694	677	688	677	677	687	692	709	
DECEMBER																	
18000 γ + Tabular Quantities (in γ)																	
1	764	763	763	765	767	769	766	763	761	756	749	749	752	757	753	755	
2	765	785	769	763	756	755	763	772	765	756	745	743	744	751	755	760	
3	765	763	761	761	763	764	767	770	773	770	765	747	745	748	745	745	
4	771	774	786	775	770	769	772	766	765	756	755	754	752	752	753	759	
5	770	775	767	770	771	769	771	765	766	770	764	757	754	749	752	750	
6	766	765	769	773	773	777	773	765	765	763	757	757	753	754	745	735	
7	757	756	761	762	771	782	792	795	789	781	773	763	761	755	763	770	
8	779	767	765	765	772	776	781	773	777	760	741	740	740	743	748	756	
9	764	765	765	771	779	776	781	776	773	765	757	751	751	746	745	755	
10 **	755	760	758	778	798	785	782	777	777	774	758	735	726	734	743	739	
11 *	744	743	743	744	751	757	761	762	761	755	746	736	734	742	750	757	
12	764	764	766	771	770	772	776	774	773	761	752	748	751	756	760	766	
13 **	742	744	757	756	757	759	761	759	738	746	750	734	720	719	722	737	
14	752	758	762	764	766	760	767	772	766	754	740	736	742	746	747	751	
15 *	764	764	764	764	768	768	771	773	765	754	745	740	741	741	743	750	
16 *	767	766	769	765	767	771	774	773	764	754	743	736	743	748	752	755	
17 *	772	772	772	773	776	776	776	774	772	756	750	747	747	754	755	761	
18	775	775	778	782	784	787	784	779	776	765	754	754	757	764	751	753	
19	782	782	780	782	783	784	786	784	774	764	753	744	747	755	758	767	
20	777	772	774	776	780	783	784	782	777	769	764	755	750	751	751	756	
21 *	775	774	774	776	778	781	784	786	786	777	773	770	766	764	771	778	
22	779	778	777	774	774	784	780	781	781	774	768	758	753	744	749	762	
23	777	775	776	777	777	782	783	784	784	783	773	754	754	760	764	768	
24	764	766	778	774	772	776	779	782	786	787	776	769	764	765	767	772	
25 **	774	772	768	770	771	773	776	773	776	771	773	771	743	741	753	755	
26	764	776	762	753	761	781	781	765	744	747	746	737	744	744	746	757	
27	771	771	768	767	766	766	766	771	766	759	749	744	744	748	750	754	
28 **	754	753	762	752	752	756	768	771	770	766	766	758	748	732	726	737	
29	766	784	783	755	752	757	763	762	762	756	749	745	744	744	743	746	
30 **	772	774	774	770	771	774	780	779	786	779	764	742	747	752	752	747	
31	765	764	763	763	764	765	769	770	773	774	766	759	754	756	762	765	
Mean	766	768	768	767	770	772	775	773	771	765	757	749	747	749	751	755	
Mean *	764	764	764	764	768	771	773	774	770	759	751	746	746	750	754	760	
Mean **	759	761	764	765	770	769	773	772	769	767	762	748	737	736	739	743	

* International Quiet Day. ** International Disturbed Day.

AND EXTREME VALUES RECORDED EACH DAY

16 ^h	17 ^h	18 ^h	19 ^h	20 ^h	21 ^h	22 ^h	23 ^h	24 ^h	Mean	Maximum	Minimum	Range	Date	
18000 γ + Tabular Quantities (in γ)														NOVEMBER
										h m	h m	γ		
742	755	768	771	774	766	769	767	757	0 16	780	724 16 48	56	1	
763	774	775	774	773	775	772	763	767	21 27	788	729 10 46	59	2	
754	763	760	773	760	766	774	771	755	0 27	798	706 10 26	92	3	
757	769	769	769	772	772	770	781	756	23 15	789	707 11 30	82	4	
769	772	771	774	775	783	773	765	762	0 1	786	720 11 39	66	5 *	
754	754	764	770	764	757	766	769	760	6 37	780	715 11 49	65	6	
760	764	769	764	773	772	770	769	756	0 4	780	702 11 57	78	7 *	
764	771	772	773	774	775	775	772	762	20 23	782	719 12 29	63	8 *	
760	772	769	765	786	781	792	776	765	20 34	861†	725 11 35	136	9	
725	723	704	691	721	730	745	733	728	2 57	790	656 14 13	134	10 **	
720	721	723	722	735	730	705	715	693	24 0	772	622 10 14	150	11 **	
701	695	679	692	712	725	725	735	710	0 3	789	646 13 0	143	12	
733	737	743	745	752	755	753	762	727	23 1	772	687 12 58	85	13	
746	724	740	737	718	683	681	643	728	6 27	799	612 23 40	187	14 **	
718	726	717	715	724	731	726	723	685	21 58	747	535† 8 11	212	15 **	
719	730	729	749	743	744	740	735	726	19 46	812	674 9 57	138	16 **	
716	723	721	729	731	734	721	723	734	3 29	755	695 16 32	60	17	
743	744	743	743	755	758	758	760	738	5 11	769	703 11 39	66	18	
751	757	761	763	765	768	766	766	753	6 30	769	724 12 32	45	19 *	
739	752	740	754	750	755	763	763	756	6 50	781	720 15 3	61	20	
733	740	741	743	747	746	737	740	741	0 30	791	693 12 49	98	21	
724	702	701	724	727	706	716	733	734	7 10	778	686 18 43	92	22	
714	705	721	731	740	737	742	745	722	5 37	763	673 0 14	90	23	
742	724	709	736	743	740	743	742	740	5 47	764	702 18 29	62	24	
763	743	752	763	762	763	770	757	747	22 27	777	602 13 48	175	25	
754	761	767	769	772	772	770	770	753	0 15	780	725 11 46	55	26 *	
765	770	775	771	750	721	729	730	754	19 8	786	703 23 53	83	27	
763	766	774	763	765	765	763	761	748	18 23	783	682 0 33	101	28	
767	773	735	752	756	760	752	757	758	17 27	781	721 18 43	60	29	
761	765	766	771	766	765	764	768	760	21 55	781	742 14 20	39	30	
744	746	745	750	753	751	751	750	743	-	783	688 -	94.4	Mean	
760	765	768	769	772	774	771	768	757	-	779	718 -	61.4	Mean *	
726	725	723	723	728	724	719	710	712	-	784	620 -	164.2	Mean **	

18000 γ + Tabular Quantities (in γ)

DECEMBER

										h m	h m	γ	
763	766	771	773	769	766	772	773	763	20 6	785	740 11 40	45	1
751	760	751	766	753	763	766	771	760	1 11	800	730 11 36	70	2
761	762	766	771	759	769	763	768	761	7 59	780	737 12 25	43	3
761	760	760	767	774	773	775	770	765	2 49	794	746 16 51	48	4
751	749	757	765	765	766	768	768	763	1 35	780	731 17 3	49	5
753	760	759	754	763	756	762	765	761	20 44	794	725 15 29	69	6
761	746	760	761	765	777	773	785	769	6 59	799	737 17 21	62	7
761	763	763	759	753	759	763	764	761	0 0	789	733 12 58	56	8
763	765	773	769	755	757	762	752	763	6 18	782	741 14 4	41	9
747	757	761	764	768	764	744	744	760	4 5	811	713 11 59	98	10 **
764	768	770	770	766	764	765	766	755	19 22	779	729 12 37	50	11 *
762	747	730	716	712	720	719	732	753	7 50	778	696 20 11	82	12
745	763	765	760	744	751	756	760	748	18 32	775	693 14 21	82	13 **
761	762	762	766	762	758	758	763	757	7 10	778	731 11 14	47	14
757	764	765	764	765	768	767	767	760	7 20	775	734 12 16	41	15 *
760	766	770	770	772	767	766	766	762	6 30	777	731 11 23	46	16 *
764	771	776	775	777	780	777	777	768	21 3	783	743 12 27	40	17 *
754	762	766	771	772	776	778	779	770	5 51	791	747 14 57	44	18
774	772	764	767	773	771	772	776	771	6 41	792	739 11 44	53	19
760	765	770	771	770	775	775	774	769	6 36	789	748 14 20	41	20
784	785	784	777	777	774	776	780	777	8 7	791	761 13 50	30	21 *
770	776	776	781	782	782	782	782	773	8 51	787	739 13 42	48	22
777	781	782	781	776	771	764	764	774	8 58	788	748 11 40	40	23
774	779	780	772	774	781	782	776	775	8 51	796	757 12 20	39	24
764	764	756	753	771	739	756	766	764	10 56	790	691† 21 37	99	25 **
764	766	767	772	772	774	774	773	761	5 50	787	734 11 39	53	26
763	755	755	737	731	754	753	749	757	21 43	784	705 19 59	79	27
752	739	759	763	777	774	765	767	757	6 20	795	713 14 49	82	28 **
752	763	766	769	773	773	779	775	761	2 28	812†	735 13 24	77	29
755	762	764	768	763	761	764	770	765	8 7	795	718 11.42	77	30 **
769	774	776	777	781	778	777	775	768	19 22	783	748 12 50	35	31
761	764	765	765	765	766	766	768	764	-	788	731 -	57.0	Mean
766	771	773	771	771	771	770	771	764	-	781	740 -	41.4	Mean *
753	757	761	762	765	758	757	761	759	-	793	706 -	87.6	Mean **

* International Quiet Day. ** International Disturbed Day. † Indicates extreme monthly value.

TABLE III. - HOURLY MEANS OF VERTICAL COMPONENT OF MAGNETIC INTENSITY

U.T.	0 ^h	1 ^h	2 ^h	3 ^h	4 ^h	5 ^h	6 ^h	7 ^h	8 ^h	9 ^h	10 ^h	11 ^h	12 ^h	13 ^h	14 ^h	15 ^h	16 ^t
JANUARY																	
43000 γ + Tabular Quantities (in γ)																	
1	359	355	354	356	357	357	358	357	358	353	347	348	347	347	352	359	
2	365	363	363	365	364	366	364	365	367	363	359	358	358	363	364	369	
3	359	362	362	359	358	360	361	363	364	360	358	355	352	352	357	360	
4	355	357	359	360	361	358	358	358	360	358	360	356	357	358	363	364	
5	358	357	357	358	358	361	362	361	360	357	358	358	355	357	358	359	
6	364	354	354	357	357	358	358	359	359	356	354	351	351	357	364	369	
7	365	365	365	364	364	362	362	362	363	363	363	357	355	361	365	368	
8 *	355	360	362	362	361	361	362	362	361	359	361	357	355	359	362	364	
9	361	363	364	360	355	354	354	356	363	364	364	361	360	365	368	373	
10	362	364	364	363	361	356	354	355	358	362	365	363	364	371	376	395	
11 **	355	336	333	342	351	350	352	354	358	363	365	370	375	386	396	403	
12	372	372	368	367	366	364	363	364	368	365	367	364	363	367	370	375	
13	366	362	364	365	366	366	365	367	369	368	368	363	364	365	369	369	
14	370	371	370	371	370	368	368	368	368	365	363	358	355	357	362	368	
15 *	365	365	366	367	366	365	364	362	359	358	361	362	362	364	367	365	
16 *	363	362	363	364	364	364	362	363	363	361	361	359	355	356	364	364	
17	363	363	362	363	362	363	362	362	364	367	365	366	364	364	368	369	
18 **	354	347	352	339	344	343	348	349	350	355	361	359	362	364	371	367	
19 **	339	355	362	364	363	356	360	363	362	363	367	369	373	377	394	401	
20 *	366	366	368	369	371	368	372	372	374	374	376	373	372	372	373	372	
21	363	364	365	365	364	364	363	365	366	365	366	364	364	365	367	367	
22	341	335	342	340	339	342	352	354	357	364	368	367	364	364	367	370	
23	364	366	365	365	364	362	361	363	370	370	366	361	357	362	365	366	
24 **	366	361	363	365	364	345	346	352	356	362	365	362	364	374	382	385	
25	353	346	343	359	365	360	355	356	364	366	371	372	368	371	374	375	
26 *	371	372	370	368	367	365	363	362	364	360	361	359	360	362	364	366	
27	364	363	362	363	362	359	357	357	359	356	357	359	356	360	364	365	
28 **	380	363	365	364	364	340	345	352	354	354	361	364	366	373	380	381	
29	374	374	374	374	372	371	367	365	363	364	364	364	365	372	375	383	
30	363	361	365	365	369	365	363	363	361	361	363	364	363	368	374	383	
31	365	371	369	371	363	364	365	363	362	362	363	362	366	369	371	375	
Mean	362	360	361	362	362	359	360	360	362	362	363	361	361	365	369	373	
Mean *	364	365	366	366	366	365	365	364	364	362	364	362	361	363	366	366	
Mean **	359	352	355	355	357	347	350	354	356	359	364	365	368	375	385	387	
FEBRUARY																	
43000 γ + Tabular Quantities (in γ)																	
1	365	364	364	363	364	365	367	367	366	368	364	363	362	364	373	377	
2	369	369	370	370	371	371	369	369	366	368	367	365	369	368	369	373	
3	368	373	371	369	365	363	363	367	366	363	365	364	363	367	369	369	
4	362	364	366	366	366	366	366	366	366	365	361	362	362	364	364	364	
5	366	367	366	366	365	365	365	364	364	363	363	363	364	362	365	367	
6	367	365	363	365	366	364	363	364	367	364	362	362	366	364	363	367	
7 *	363	363	363	363	363	361	361	363	366	364	362	360	361	363	366	367	
8 *	364	364	363	363	363	361	360	362	362	356	353	354	359	361	363	363	
9 *	362	363	363	363	362	360	357	358	359	357	357	356	356	358	359	360	
10 *	358	358	358	357	357	355	355	355	356	352	343	343	347	351	354	357	
11 **	364	364	355	357	357	356	354	354	355	353	343	344	352	354	360	364	
12 **	358	357	352	352	343	342	343	343	344	346	352	354	361	364	366	370	
13	366	370	371	370	369	368	365	364	362	359	354	354	359	365	368	372	
14 *	364	364	363	362	364	364	363	363	364	362	359	358	355	355	361	363	
15	360	363	363	363	363	363	362	362	361	358	354	348	346	347	355	362	
16	357	357	360	360	347	345	352	355	361	357	347	344	347	357	366	374	
17	363	359	357	362	362	363	363	363	364	362	356	352	353	357	366	366	
18	363	363	364	364	363	362	360	360	362	361	354	346	345	346	354	363	
19	358	363	362	360	359	359	359	356	357	356	352	351	353	364	364	366	
20	360	362	362	362	362	360	361	363	366	364	356	349	346	355	364	367	
21	362	363	363	362	361	358	361	363	363	361	355	353	354	355	360	362	
22	360	356	355	355	355	354	355	362	363	363	356	349	347	351	355	360	
23	363	363	363	361	360	359	362	363	361	357	356	354	352	353	356	364	
24	364	364	363	363	362	361	361	363	363	359	355	353	353	352	355	361	
25 **	364	364	364	361	354	347	346	352	353	355	354	374	380	399	419	435	
26	388	384	388	388	388	386	384	384	381	380	372	374	378	386	383	384	
27	384	374	366	372	375	374	374	374	378	375	368	365	369	374	377	380	
28 **	367	374	374	358	364	368	368	368	368	364	361	359	362	366	374	383	
29 **	344	344	355	358	358	363	364	369	366	368	364	360	361	366	380	394	
Mean	364	364	364	363	362	361	361	363	363	361	357	356	358	362	366	371	
Mean *	362	362	362	362	362	360	359	360	361	358	355	354	356	358	361	362	
Mean **	359	361	360	357	355	355	355	357	357	357	355	358	363	370	380	389	

* International Quiet Day. ** International Disturbed Day.

AND EXTREME VALUES RECORDED EACH DAY

16 ^h	17 ^h	18 ^h	19 ^h	20 ^h	21 ^h	22 ^h	23 ^h	24 ^h	Mean	Maximum	Minimum	Range	Date		
43000 γ + Tabular Quantities (in γ)															
JANUARY															
										h m		h m	γ		
373	375	373	371	372	373	374	372	360		16 48	381	346	13 4	35	1
372	373	372	375	377	374	370	363	366		20 19	385	355	12 21	30	2
363	365	368	367	369	369	359	356	361		18 29	376	347	12 35	29	3
364	364	368	375	367	366	365	362	361		19 18	387	353	0 19	34	4
361	362	364	369	365	368	367	364	361		19 19	373	352	12 40	21	5
377	376	374	375	374	373	371	368	363		16 17	383	345	11 49	38	6
374	374	371	371	370	369	364	362	365		16 42	382	352	12 13	30	7
363	362	363	365	364	363	362	362	361		19 28	368	352	0 30	16	8 *
373	372	370	369	367	365	364	363	364		15 41	379	351	6 56	28	9
402	403	404	388	379	375	373	364	372		18 22	417	351	7 3	66	10
404	404	413	397	388	382	376	374	372		18 30	422	330	2 52	92	11 **
382	387	404	424	402	392	383	374	376		19 49	435 [†]	359	7 17	76	12
369	368	370	369	370	369	368	368	367		18 27	377	357	1 44	20	13
370	370	371	373	371	368	366	366	367		19 19	377	352	12 38	25	14
365	363	364	364	364	361	361	363	363		0 13	369	356	9 7	13	15 *
364	365	364	363	364	363	363	362	362		17 17	369	353	12 38	16	16 *
371	370	370	370	368	367	365	364	366		16 45	378	358	7 18	20	17
373	373	374	385	396	374	370	356	361		20 19	405	334	3 35	71	18 **
396	396	403	400	391	384	376	372	374		14 52	411	326 [†]	0 34	85	19 **
372	371	372	371	372	371	367	364	371		10 20	381	365	1 19	16	20 *
372	371	370	369	370	369	366	363	366		16 45	378	350	24 0	28	21
370	366	368	371	371	367	365	365	359		19 45	382	333	1 29	49	22
365	366	367	371	385	387	369	372	367		22 1	396	357	6 6	39	23
388	399	406	400	385	382	376	361	371		18 59	415	340	5 41	75	24 **
374	374	374	380	382	380	376	373	367		20 46	386	338	2 16	48	25
366	365	366	365	365	365	365	364	365		1 2	373	355	11 59	18	26 *
363	366	381	407	413	395	386	381	369		19 8	421	350	9 38	71	27
380	377	376	381	377	374	374	374	367		15 9	390	329	5 31	61	28 **
382	382	381	374	376	371	371	371	372		17 59	387	360	11 8	27	29
385	386	380	381	375	374	371	367	370		17 23	394	355	0 43	39	30
381	383	380	382	382	372	371	369	370		17 9	387	359	11 3	28	31
375	375	377	378	376	373	369	366	366		-	389	349	-	40.1	Mean
366	365	366	366	366	365	364	363	364		-	372	356	-	15.8	Mean *
388	390	394	393	387	379	374	367	369		-	409	332	-	76.8	Mean **
43000 γ + Tabular Quantities (in γ)															
FEBRUARY															
										h m		h m	γ		
381	383	383	381	374	374	372	368	370		18 43	390	359	12 36	31	1
374	382	384	379	381	376	374	371	372		18 33	390	364	8 40	26	2
369	370	372	377	377	373	373	367	368		19 43	382	356	12 18	26	3
368	369	368	370	371	373	369	368	366		21 23	380	357	11 33	23	4
367	366	367	370	371	366	368	367	366		20 26	377	360	9 57	17	5
368	368	369	368	367	366	365	364	365		18 25	373	356	10 56	17	6
365	366	365	364	366	366	368	367	364		22 23	372	357	11 3	15	7 *
363	363	363	362	363	363	363	361	361		16 43	368	347	11 7	21	8 *
362	361	361	361	363	362	360	360	360		16 35	365	354	1 19	11	9 *
359	361	362	363	364	363	363	363	356		20 20	367	338	11 4	29	10 *
368	368	372	373	383	376	362	364	361		21 9	395	339	10 40	56	11 **
370	367	367	366	366	365	365	364	357		15 53	374	338	4 23	36	12 **
370	370	369	368	366	366	366	364	366		15 0	375	349	10 58	26	13
364	366	365	365	364	364	362	361	362		17 20	370	352	13 28	18	14 *
364	364	364	365	369	372	369	363	361		21 47	374	344	12 36	30	15
382	388	389	383	384	377	370	364	363		17 53	396	340	11 15	56	16
366	366	366	366	366	365	364	362	362		17 23	371	348	11 32	23	17
366	367	366	365	365	365	363	361	360		16 18	371	343	12 56	28	18
367	366	366	366	368	366	366	364	361		14 48	373	347	11 16	26	19
366	366	366	365	365	364	364	361	362		15 21	373	344	12 30	29	20
365	364	364	365	364	363	362	362	361		20 6	373	351	11 32	22	21
362	362	364	365	365	364	364	363	359		0 20	370	343	12 17	27	22
371	374	374	373	370	366	365	364	363		17 20	378	349	12 40	29	23
363	362	364	365	364	363	361	361	361		19 29	368	348	14 2	20	24
504	488	459	448	454	416	401	395	395		16 32	527 [†]	333	10 40	194	25 **
386	384	381	380	385	392	389	387	384		21 46	395	369	10 38	26	26
381	378	379	385	391	384	380	368	376		20 10	396	361	11 34	35	27
389	394	395	392	384	384	374	365	373		18 50	405	352	3 32	53	28 **
417	413	393	384	385	387	383	366	373		17 21	423	331 [†]	0 54	92	29 **
376	376	374	374	374	372	369	366	366		-	385	349	-	35.9	Mean
363	363	363	363	364	364	363	362	361		-	368	350	-	18.8	Mean *
410	406	397	393	394	386	377	371	372		-	425	339	-	86.2	Mean **

* International Quiet Day. ** International Disturbed Day. † Indicates extreme monthly value.

TABLE III. - HOURLY MEANS OF VERTICAL COMPONENT OF MAGNETIC INTENSITY

U.T.	0 ^h	1 ^h	2 ^h	3 ^h	4 ^h	5 ^h	6 ^h	7 ^h	8 ^h	9 ^h	10 ^h	11 ^h	12 ^h	13 ^h	14 ^h	15 ^h	16 ^h
MARCH																	
43000 γ + Tabular Quantities (in γ)																	
1	366	373	374	374	374	371	369	366	368	363	356	360	363	364	368	373	
2	373	371	373	372	373	368	358	357	362	359	355	355	365	370	374	380	
3 **	371	370	368	373	361	359	352	348	349	341	345	364	384	406	422	446	
4	373	374	384	387	386	382	382	384	383	376	372	368	377	383	393	397	
5	379	382	381	381	381	377	374	378	382	382	377	375	376	376	382	384	
6	385	384	379	377	379	376	377	381	381	377	373	367	367	370	376	381	
7 *	380	378	377	377	377	377	377	380	380	376	371	365	364	365	373	379	
8 *	374	375	375	375	374	374	375	377	376	372	364	354	352	354	361	367	
9 *	372	373	373	372	372	371	366	366	364	364	358	353	353	355	363	368	
10	370	368	367	367	367	364	360	364	363	356	353	343	340	345	352	362	
11	355	358	360	369	375	380	380	374	375	373	369	364	365	366	369	374	
12	378	378	378	378	377	374	374	379	376	370	364	363	365	368	368	370	
13	378	377	375	373	369	368	368	367	368	367	364	364	364	365	368	368	
14	361	364	368	368	368	370	372	374	374	368	361	354	349	363	370	374	
15	371	362	358	360	364	368	368	370	368	362	353	345	342	346	358	366	
16	371	371	372	371	372	371	372	374	374	368	362	353	348	354	359	368	
17 *	370	370	369	370	370	370	371	372	371	361	349	344	345	353	360	366	
18 *	368	367	367	368	369	369	371	372	371	363	353	344	343	345	356	367	
19	365	365	366	364	363	364	364	366	368	364	355	345	345	353	362	371	
20	356	357	361	363	364	366	370	373	369	364	355	351	351	354	362	364	
21 **	367	370	369	368	369	365	363	364	364	354	357	354	354	362	372	378	
22 **	341	319	306	307	324	344	345	354	364	364	365	364	370	373	376	375	
23	364	365	360	345	345	335	344	362	375	379	380	375	374	372	375	378	
24 **	377	378	378	376	374	374	375	379	376	371	360	354	353	366	381	409	
25	362	352	361	373	374	374	378	379	375	365	362	356	355	359	365	374	
26	373	375	377	376	373	374	374	374	366	364	364	362	359	366	376	383	
27	373	375	373	373	374	375	375	376	374	366	355	354	354	357	369	374	
28	381	383	372	365	370	372	371	372	366	363	357	359	362	365	374	380	
29 **	344	320	342	359	364	364	364	364	357	357	353	352	355	364	375	384	
30	378	377	378	379	376	374	374	376	374	365	364	356	354	356	364	371	
31	381	369	373	373	366	368	374	374	371	366	362	358	360	365	376	383	
Mean	370	368	368	369	369	369	369	371	370	366	361	357	358	363	371	378	
Mean *	373	373	372	372	372	372	372	373	372	367	359	352	351	354	363	369	
Mean **	360	351	353	357	358	361	360	362	362	357	356	358	363	374	385	398	
APRIL																	
43000 γ + Tabular Quantities (in γ)																	
1	378	375	372	369	368	360	365	369	368	367	362	355	354	358	364	374	
2	378	378	377	376	376	375	379	382	376	367	354	352	358	364	360	380	
3	378	375	378	371	354	354	361	364	364	358	352	345	347	348	358	370	
4	376	374	369	368	360	362	359	363	358	355	354	348	348	353	360	370	
5	374	374	369	365	368	366	367	368	364	358	353	350	351	355	364	374	
6	373	373	371	370	370	369	370	372	372	367	357	351	348	355	367	373	
7	353	350	348	363	366	372	375	377	375	368	356	378	352	357	373	378	
8	371	367	369	370	371	373	374	374	369	361	351	348	348	350	360	368	
9	370	372	372	371	371	374	373	373	370	361	355	352	352	355	358	363	
10	372	373	372	372	372	374	374	371	363	351	348	340	335	343	359	375	
11	372	372	371	370	368	368	369	368	364	356	349	344	338	338	352	361	
12	366	359	355	362	367	370	370	370	363	354	346	344	345	352	362	372	
13 *	369	370	371	368	365	370	373	373	366	361	351	343	341	348	360	368	
14 *	365	366	367	368	369	370	370	371	366	354	344	334	333	340	351	355	
15 *	363	365	365	366	368	369	366	364	355	346	338	334	336	345	354	364	
16	362	364	366	369	368	364	370	374	372	364	354	350	354	361	365	378	
17	368	356	355	363	350	359	371	377	374	368	364	357	355	360	372	388	
18	375	375	375	375	370	362	366	369	367	363	358	352	347	349	362	370	
19	366	364	366	367	369	365	365	368	366	356	349	347	350	356	367	376	
20	375	373	373	370	372	374	372	371	363	352	343	340	344	353	361	366	
21 **	378	375	374	368	364	367	365	365	358	351	340	339	342	345	345	360	
22 **	374	365	324	324	306	298	271	300	321	344	363	381	388	390	392	304	
23	391	387	381	374	381	380	382	380	374	364	359	355	354	361	370	378	
24 *	379	382	383	382	379	379	376	373	371	368	356	349	347	355	365	373	
25 *	374	372	366	371	372	373	375	374	367	353	343	342	345	354	365	373	
26	377	376	376	375	369	364	364	363	365	356	341	337	340	352	364	374	
27 **	294	270	211	132	234	270	306	311	312	339	385	430	460	502	494	510	
28 **	360	345	318	312	335	359	375	389	395	395	397	393	389	387	391	396	
29	369	358	348	359	362	353	358	362	362	354	355	359	356	364	376	382	
30 **	384	381	373	351	352	350	352	354	359	361	360	357	357	365	383	389	
Mean	369	366	361	357	360	361	364	366	364	359	355	354	354	361	369	375	
Mean *	370	371	370	371	371	372	372	371	365	356	346	340	340	348	359	367	
Mean **	358	347	320	297	318	329	334	344	349	358	369	380	387	398	401	392	

* International Quiet Day. ** International Disturbed Day.

AND EXTREME VALUES RECORDED EACH DAY

16 ^h	17 ^h	18 ^h	19 ^h	20 ^h	21 ^h	22 ^h	23 ^h	24 ^h	Mean	Maximum	Minimum	Range	Date	
43000 γ + Tabular Quantities (in γ)													MARCH	
										h m	h m	γ		
379	380	385	390	386	372	367	370	371	19 28	392	352	10 36	40	1
384	387	388	385	385	380	378	377	372	18 1	395	351	11 4	44	2
465	465	467	454	426	394	371	352	390	18 22	525†	328	9 47	197	3 **
393	390	391	386	385	383	382	381	383	14 59	407	365	11 7	42	4
390	392	395	401	401	396	393	386	384	19 29	405	372	6 48	33	5
384	385	385	391	393	385	383	381	380	19 48	398	365	13 22	33	6
383	382	383	383	382	377	376	375	377	18 25	387	361	12 33	26	7 *
374	373	372	373	373	373	373	373	370	1 9	378	351	12 30	27	8 *
370	368	367	369	370	369	366	366	366	1 10	375	348	12 8	27	9 *
370	372	373	378	389	393	384	373	366	21 0	395	338	12 16	57	10
376	374	373	374	375	376	376	370	371	5 58	385	345	1 57	40	11
374	373	374	375	380	381	378	378	374	20 20	384	361	12 15	23	12
378	375	374	374	374	376	374	364	371	16 40	381	360	23 46	21	13
379	379	378	378	377	376	375	374	370	16 47	386	347	12 19	39	14
374	378	376	374	372	370	370	371	364	17 25	383	340	13 3	43	15
373	372	370	371	373	374	374	371	368	7 40	378	345	11 59	33	16
371	370	369	372	372	371	367	366	365	7 9	375	340	11 55	35	17 *
381	378	375	374	373	372	370	366	366	16 49	386	340	12 34	46	18 *
376	375	375	373	372	372	366	355	364	18 16	381	343	11 55	38	19
367	366	366	365	366	366	365	366	363	7 30	374	348	11 41	26	20
397	402	414	412	400	394	381	356	374	18 39	426	347	11 58	79	21 **
376	390	393	394	396	393	365	353	360	20 49	404	299†	2 50	105	22 **
381	379	378	381	380	380	378	377	369	9 42	383	328	5 44	55	23
424	410	401	398	395	385	371	370	381	16 22	430	348	12 6	82	24 **
382	391	394	388	385	384	376	372	372	18 18	399	351	0 58	48	25
383	383	384	385	385	374	367	370	374	19 21	391	357	12 56	34	26
384	395	401	394	392	392	385	382	376	18 3	405	352	11 56	53	27
385	396	403	394	393	377	362	346	374	18 2	408	339	23 57	69	28
396	404	404	388	383	381	380	374	368	18 9	417	303	1 37	114	29 **
375	380	393	402	403	394	384	377	376	19 46	408	352	13 9	56	30
389	393	392	388	385	384	383	382	376	17 22	397	355	12 6	42	31
384	386	387	386	385	380	375	370	372	-	398	346	-	51.8	Mean
376	374	373	374	374	372	370	369	369	-	380	348	-	32.2	Mean *
412	414	416	409	400	389	374	361	375	-	440	325	-	115.4	Mean **
43000 γ + Tabular Quantities (in γ)													APRIL	
										h m	h m	γ		
382	388	385	382	380	379	379	378	371	17 48	392	351	12 12	41	1
394	408	412	408	394	369	374	378	378	18 49	418	349	11 40	69	2
377	386	385	386	385	382	380	378	368	18 0	393	343	13 14	50	3
378	384	384	384	382	376	374	371	367	18 36	391	345	12 17	46	4
374	379	380	384	380	374	372	371	368	19 47	390	348	11 6	42	5
376	378	374	374	375	379	374	374	369	17 20	385	344	11 58	41	6
378	379	375	374	374	374	371	371	367	15 30	387	316	1 15	71	7
374	373	375	376	375	372	370	368	367	19 38	381	344	12 51	37	8
366	369	373	374	374	370	367	369	367	21 4	379	348	11 7	31	9
375	378	376	374	372	370	370	373	366	17 20	383	334	12 36	49	10
366	374	384	386	379	370	369	368	365	18 48	391	334	12 51	57	11
382	379	375	373	373	372	368	366	364	16 46	386	340	11 11	46	12
374	375	372	367	366	364	364	365	364	16 40	379	336	11 55	43	13 *
367	372	369	370	368	365	364	363	361	17 21	374	326	12 31	48	14 **
372	372	373	374	374	369	365	363	361	19 43	381	331	11 54	50	15 *
395	409	410	406	399	389	382	376	375	17 49	417	347	11 22	70	16
391	394	396	395	388	378	374	375	372	19 34	401	344	0 51	57	17
375	376	374	373	374	375	372	370	368	17 26	381	344	12 54	37	18
389	393	390	384	380	378	377	375	369	17 19	400	344	11 7	56	19
370	373	374	377	378	378	379	380	367	19 43	382	339	11 20	43	20
367	380	405	428	446	413	355	360	370	20 0	456	321	22 29	135	21 **
401	405	407	408	397	391	390	385	360	19 28	413	268	6 42	145	22 **
382	384	383	383	383	382	381	377	376	17 26	391	351	12 28	40	23
378	379	381	381	380	378	377	375	373	16 43	386	344	12 40	42	24 *
382	383	382	383	382	382	380	379	370	16 54	389	338	11 4	51	25 *
382	389	393	397	393	378	334	323	366	21 13	419	304	24 0	115	26
509	495	466	416	411	407	401	375	373	16 10	529†	52†	3 19	477	27 **
393	396	401	402	400	399	397	389	380	18 59	420	291	2 54	129	28 **
386	392	392	391	388	387	386	388	370	19 16	396	308	1 57	88	29
396	415	436	421	403	395	383	377	377	18 35	446	338	3 37	108	30 **
384	389	389	388	385	380	374	372	369	-	401	324	-	77.1	Mean
375	376	375	375	374	372	370	369	366	-	382	335	-	46.8	Mean *
413	418	423	415	411	401	385	377	372	-	453	254	-	198.8	Mean **

* International Quiet Day. ** International Disturbed Day. † Indicates extreme monthly value.

TABLE III. - HOURLY MEANS OF VERTICAL COMPONENT OF MAGNETIC INTENSITY

U.T.	0 ^h	1 ^h	2 ^h	3 ^h	4 ^h	5 ^h	6 ^h	7 ^h	8 ^h	9 ^h	10 ^h	11 ^h	12 ^h	13 ^h	14 ^h	15 ^h	16 ^h
MAY																	
43000 γ + Tabular Quantities (in γ)																	
1	378	381	382	381	378	377	376	379	374	370	366	363	371	379	381	389	
2 *	384	384	384	386	386	386	384	382	378	373	359	351	351	360	369	377	
3	382	377	377	378	379	377	378	379	372	360	352	348	354	365	372	376	
4	380	379	378	380	380	380	380	378	374	369	358	352	355	364	375	383	
5	379	377	377	379	379	381	381	378	371	361	356	355	359	364	369	375	
6	379	379	379	380	382	381	380	376	371	364	360	356	358	367	376	386	
7	373	373	374	373	372	370	372	370	369	365	361	358	360	367	373	376	
8 *	377	377	377	377	377	379	381	376	375	367	356	352	353	362	372	375	
9 *	376	376	376	376	377	380	380	375	373	366	359	351	350	357	364	370	
10 *	373	374	374	375	376	379	378	374	369	358	345	336	335	346	360	371	
11 *	373	373	371	372	374	375	374	370	369	364	356	348	343	353	364	373	
12	370	367	367	369	370	365	364	366	363	356	346	337	340	357	381	396	
13	378	376	375	372	366	366	368	366	364	357	353	354	362	375	392	406	
14	376	380	383	386	387	389	390	385	377	369	365	363	367	376	388	402	
15 **	378	367	363	349	353	361	365	370	373	369	368	369	376	391	406	431	
16 **	372	361	344	333	342	313	303	317	333	341	358	387	441	463	490	555	
17 **	302	326	323	327	334	346	340	345	356	369	369	369	379	401	413	418	
18	390	388	387	383	380	383	378	376	375	375	374	373	373	379	389	396	
19	386	386	386	387	390	392	391	385	378	372	371	368	365	366	374	380	
20	386	385	383	380	381	383	383	373	364	358	351	361	365	372	378	381	
21	358	362	361	357	364	367	368	371	372	370	367	361	361	366	368	374	
22	384	381	380	381	382	380	378	372	372	366	365	369	373	378	392	401	
23	388	387	387	386	387	387	386	383	379	372	368	362	358	370	388	402	
24 **	340	331	322	332	347	349	355	362	371	375	364	370	376	404	443	462	
25 **	326	323	311	302	286	270	290	318	329	361	376	390	403	423	433	424	
26	391	384	372	376	376	377	385	391	384	381	374	367	366	376	392	397	
27	384	385	384	384	386	392	388	385	381	376	371	361	360	369	375	382	
28	380	381	379	365	367	372	373	374	374	369	361	356	356	362	370	383	
29	384	384	384	385	388	389	393	391	385	376	371	367	364	372	381	391	
30	386	386	385	390	393	395	391	387	388	384	376	367	370	380	392	401	
31	386	385	384	383	385	386	386	382	375	372	365	361	358	360	366	371	
Mean	374	373	371	370	372	372	372	372	371	367	363	361	365	375	387	397	
Mean *	377	377	376	377	378	380	379	375	373	366	355	348	346	356	366	373	
Mean **	344	342	333	329	332	328	331	342	352	363	367	377	395	416	437	458	
JUNE																	
43000 γ + Tabular Quantities (in γ)																	
1 **	380	371	365	373	373	374	375	381	373	359	353	361	372	382	394	413	
2	383	380	382	384	385	383	383	380	373	363	355	351	353	364	381	387	
3 *	384	382	375	377	383	383	383	380	373	368	365	360	357	362	373	381	
4	381	380	380	382	382	382	382	382	379	372	365	357	354	366	377	388	
5	380	380	380	380	381	381	376	369	366	362	353	347	348	359	367	371	
6	379	380	379	380	382	382	379	375	373	369	362	358	357	366	377	385	
7 *	379	377	379	380	382	382	380	379	373	364	357	354	356	362	373	384	
8	377	375	365	372	378	380	378	373	368	361	353	354	359	365	379	384	
9	373	375	379	380	381	380	377	373	369	360	360	351	353	362	369	374	
10	374	371	373	375	378	380	380	380	375	364	356	354	352	354	363	374	
11	372	369	360	361	363	369	366	362	359	358	358	350	348	354	369	385	
12	371	366	361	362	370	370	369	368	364	361	359	364	369	374	380	383	
13	370	368	372	373	374	374	374	372	373	369	361	354	352	350	357	366	
14	367	365	362	359	367	370	371	366	361	356	351	345	346	365	377	381	
15 **	363	359	354	351	354	359	360	360	362	362	356	354	365	372	378	384	
16	364	369	373	375	374	371	370	366	364	364	360	355	354	365	372	374	
17	374	375	375	376	378	376	374	374	374	373	362	356	357	366	372	382	
18 *	376	368	368	373	375	375	372	365	362	352	350	348	348	358	365	372	
19 *	375	375	376	376	376	380	382	379	373	366	357	352	350	354	361	371	
20 *	374	373	374	376	377	377	374	373	366	356	347	344	344	349	359	367	
21	370	368	364	371	374	380	378	375	361	353	347	342	340	351	362	371	
22	374	374	369	364	370	373	374	371	372	362	354	354	359	370	380	384	
23	375	373	375	378	380	381	378	370	364	363	357	344	345	350	363	369	
24 **	362	335	349	344	353	360	362	369	367	358	350	349	352	365	400	438	
25 **	346	324	327	331	330	331	351	366	382	384	378	374	381	386	394	399	
26	384	385	386	389	389	385	381	381	379	374	366	361	365	378	392	403	
27	380	382	384	380	358	356	367	372	373	368	364	364	366	373	384	394	
28	383	383	384	384	385	385	383	381	380	380	372	366	366	373	381	392	
29	380	380	375	380	383	385	386	384	383	382	376	371	366	371	376	376	
30 **	381	381	381	382	382	381	375	377	379	376	372	359	356	368	379	402	
Mean	374	371	371	372	374	375	375	373	371	365	359	355	356	364	375	384	
Mean *	378	375	374	376	379	379	378	375	369	361	355	352	351	357	366	375	
Mean **	366	354	355	356	358	361	365	371	373	368	362	359	365	375	389	407	

* International Quiet Day. ** International Disturbed Day.

AND EXTREME VALUES RECORDED EACH DAY

16 ^h	17 ^h	18 ^h	19 ^h	20 ^h	21 ^h	22 ^h	23 ^h	24 ^h	Mean	Maximum	Minimum	Range	Date		
43000 γ + Tabular Quantities (in γ)													MAY		
										h m	h m	γ			
401	409	403	393	387	386	383	385	382	17	42	418	360	11 53	58	1
382	384	384	384	383	383	383	383	378	5	0	389	347	11 54	42	2 *
380	383	386	387	384	383	383	383	375	19	16	394	345	11 32	49	3
386	387	384	382	383	380	383	383	376	17	25	395	348	11 28	47	4
384	393	402	401	393	382	379	379	377	18	40	406	350	11 18	56	5
390	393	386	382	380	378	377	376	377	17	13	399	352	11 48	47	6
378	380	383	383	382	377	376	378	373	20	6	388	354	11 35	34	7
375	377	376	375	376	374	373	376	372	6	40	385	348	11 42	37	8 *
375	378	377	374	373	372	373	374	371	17	48	384	346	11 37	38	9 *
374	376	372	371	368	368	370	372	366	17	26	383	331	12 33	52	10 **
377	377	377	374	373	370	370	372	368	16	44	384	339	12 14	45	11 *
408	405	394	383	377	377	377	377	371	16	33	422	332	11 32	90	12
407	407	399	392	388	386	385	380	378	18	27	413	348	11 12	65	13
406	406	408	407	397	388	382	382	386	19	11	413	360	11 40	53	14
449	459	429	417	402	379	368	373	386	17	19	484	345	3 23	139	15 **
587	539	488	469	423	384	342	328	401	16	42	614†	288	6 11	326	16 **
416	415	413	408	402	396	393	393	373	15	44	423	271	0 48	152	17 **
399	402	401	396	394	390	388	387	386	17	20	408	370	12 37	38	18
384	387	385	386	386	386	386	385	382	5	3	395	361	13 6	34	19
385	394	399	405	409	400	386	376	381	20	23	417	346	10 32	71	20
378	386	390	387	386	384	385	384	372	18	22	398	355	0 27	43	21
407	414	418	407	395	387	386	386	386	18	13	433	361	9 47	72	22
411	413	404	395	385	386	381	356	384	16	36	419	348	23 46	71	23
444	450	445	434	418	408	354	345	383	15	3	484	320	2 23	164	24 **
422	416	411	403	400	397	396	393	367	14	42	435	254†	5 26	181	25 **
401	403	404	406	402	396	395	391	387	19	19	413	365	12 12	48	26
386	393	394	392	391	387	387	385	382	18	42	399	352	11 58	47	27
392	394	394	392	387	385	384	384	376	17	39	398	354	12 40	44	28
393	398	412	425	417	404	383	382	388	19	26	431	360	12 2	71	29
407	415	415	410	406	400	392	388	392	18	9	421	361	12 2	60	30
374	384	390	391	388	386	384	384	379	18	36	394	354	13 16	40	31
402	404	401	397	391	386	380	378	379	-	417	343	-	74.6	Mean	
377	378	377	376	375	373	374	375	371	-	385	342	-	42.8	Mean *	
464	456	437	426	409	393	371	366	382	-	488	296	-	192.4	Mean **	
43000 γ + Tabular Quantities (in γ)													JUNE		
										h m	h m	γ			
420	421	418	404	395	391	388	386	384	17	26	426	351	10 40	75	1 **
392	401	402	397	390	386	385	385	380	17	57	407	347	11 20	60	2
387	393	394	390	385	383	382	383	378	17	10	397	354	12 24	43	3 *
395	397	395	391	384	382	382	381	380	17	26	407	348	12 7	59	4
375	380	387	387	386	384	382	380	373	18	43	395	343	12 9	52	5
389	391	392	391	386	383	382	381	378	16	44	397	354	12 3	43	6
388	391	390	386	386	382	378	378	377	17	36	397	351	11 53	46	7 *
390	389	386	385	384	382	379	376	375	17	15	395	349	9 56	46	8
384	389	393	394	391	390	384	376	376	19	34	399	345	11 53	54	9
382	397	401	395	391	383	378	371	375	18	28	406	349	12 47	57	10
385	388	391	391	385	380	375	375	370	19	20	398	341	12 2	57	11
384	387	390	389	385	382	380	376	374	17	36	398	351	9 59	47	12
373	379	385	388	384	382	374	368	371	19	9	393	346	13 42	47	13
382	385	385	386	381	376	374	371	369	17	21	391	341	12 2	50	14
387	397	393	390	384	382	379	371	370	17	47	406	349	3 35	57	15 **
380	383	391	396	391	386	382	376	373	19	20	401	349	12 12	52	16
387	398	395	389	386	382	377	376	376	17	36	403	354	12 8	49	17
380	387	387	384	382	378	376	375	370	17	31	393	345	12 16	48	18 *
380	382	383	382	380	379	377	376	373	17	23	390	346	12 15	44	19 *
368	371	378	374	379	379	374	372	368	20	18	381	341	12 43	40	20 *
380	386	386	386	383	376	374	374	369	18	26	393	336	12 41	57	21
386	391	391	388	383	381	376	377	374	17	36	397	350	10 36	47	22
377	382	389	393	388	381	366	353	371	19	22	397	337	11 57	60	23
451	441	422	404	395	392	384	371	378	15	57	463†	325	1 20	138	24 **
407	418	422	414	403	394	389	383	376	18	23	429	303†	2 13	126	25 **
411	421	416	407	400	396	391	385	389	17	36	430	357	11 38	73	26
401	405	407	404	396	390	384	383	381	18	46	411	351	4 40	60	27
392	392	397	398	392	386	383	381	383	19	20	403	362	12 4	41	28
381	386	396	393	402	394	385	383	382	20	27	407	363	12 3	44	29
402	403	398	401	401	391	386	377	383	16	36	408	353	11 59	55	30 **
390	394	395	393	389	384	380	377	376	-	404	346	-	57.6	Mean	
381	385	386	383	382	380	377	377	373	-	392	347	-	44.2	Mean *	
413	416	411	403	396	390	385	378	378	-	426	336	-	90.2	Mean **	

* International Quiet Day. ** International Disturbed Day. † Indicates extreme monthly value.

TABLE III. - HOURLY MEANS OF VERTICAL COMPONENT OF MAGNETIC INTENSITY

U.T.	0 ^h	1 ^h	2 ^h	3 ^h	4 ^h	5 ^h	6 ^h	7 ^h	8 ^h	9 ^h	10 ^h	11 ^h	12 ^h	13 ^h	14 ^h	15 ^h	16 ^h
JULY																	
43000 γ + Tabular Quantities (in γ)																	
1	380	382	382	382	383	382	381	379	375	375	372	362	358	365	372	386	
2	376	373	377	380	380	381	382	381	379	374	378	369	362	371	383	392	
3	376	372	371	371	372	377	375	375	379	376	368	361	358	372	383	396	
4	379	378	381	382	380	374	371	372	372	371	366	360	356	364	374	380	
5	376	375	376	378	380	381	381	381	379	373	356	342	343	350	366	372	
6	376	374	373	376	378	379	378	376	371	358	350	346	352	361	366	373	
7 *	378	378	378	379	382	382	374	371	368	367	361	353	353	358	371	380	
8	376	376	374	376	376	376	368	365	359	356	356	356	354	355	365	372	
9	375	372	370	374	374	371	373	374	373	368	369	368	374	380	384	386	
10	376	376	376	376	378	379	382	378	374	372	369	363	361	357	363	372	
11	370	365	364	365	368	372	380	379	375	374	372	369	370	375	384	392	
12	374	372	374	375	377	372	366	364	361	354	342	338	344	353	360	365	
13 **	371	362	359	361	371	372	373	373	368	364	361	352	345	347	360	373	
14	366	372	373	379	383	384	386	384	382	382	377	369	363	366	372	379	
15	375	374	373	374	379	380	380	377	374	372	363	358	350	348	358	368	
16	374	373	372	372	373	375	377	378	372	366	357	350	348	352	367	376	
17 *	375	376	376	376	377	375	375	373	370	364	362	354	347	349	356	364	
18 *	374	374	374	374	374	374	373	371	364	357	358	358	354	362	368	375	
19	374	373	371	371	372	371	366	361	356	354	352	348	344	348	359	362	
20	367	364	369	368	366	369	370	369	366	361	354	348	344	353	364	373	
21 *	374	373	375	375	375	376	375	372	371	369	364	363	360	362	372	380	
22 *	374	374	373	372	372	374	373	377	363	358	348	348	352	354	356	366	
23	371	371	371	372	374	373	372	371	368	360	353	351	343	349	363	375	
24 **	380	376	379	380	379	375	365	357	356	357	358	354	353	361	372	383	
25 **	380	381	378	369	369	371	370	366	362	364	361	361	365	381	392	401	
26 **	359	368	380	380	373	373	374	376	371	370	364	363	362	363	380	393	
27	364	357	361	366	368	365	369	370	368	366	363	364	366	373	374	382	
28 **	368	367	372	374	377	381	382	375	364	358	355	356	354	356	367	376	
29	366	369	375	377	378	383	385	381	374	369	357	354	353	356	365	386	
30	379	379	374	372	376	378	380	380	382	375	369	358	353	359	373	383	
31	377	377	378	379	383	385	382	375	374	367	362	353	352	358	376	388	
Mean	374	373	374	374	376	376	375	374	370	366	361	356	355	360	370	379	
Mean *	375	375	375	375	376	376	374	373	367	363	359	355	353	357	365	373	
Mean **	372	371	374	373	374	374	373	369	364	363	360	357	356	362	374	385	
AUGUST																	
43000 γ + Tabular Quantities (in γ)																	
1	376	366	364	372	377	380	379	374	368	364	358	355	354	358	370	379	
2	373	372	371	374	376	377	378	375	369	361	364	361	358	362	373	380	
3	373	375	376	376	379	378	376	373	368	363	352	346	348	355	367	375	
4 *	375	376	375	376	380	382	375	372	367	364	363	358	355	358	370	376	
5 *	373	373	373	374	375	374	374	372	368	367	362	358	356	358	367	373	
6	374	374	372	370	372	374	367	361	353	345	342	345	352	348	357	367	
7 *	373	371	372	372	369	366	366	367	364	360	352	342	340	345	356	367	
8	372	372	370	368	371	373	375	375	365	356	349	343	344	358	375	391	
9	375	374	374	375	376	381	383	385	384	374	361	349	347	356	372	380	
10	374	367	367	372	374	374	381	382	382	374	367	360	354	358	374	384	
11 **	375	368	365	368	367	371	376	374	365	361	355	356	352	357	373	385	
12	379	376	375	376	377	376	374	373	367	362	357	361	366	372	384	392	
13	376	376	376	377	378	381	376	372	366	360	349	341	342	348	356	368	
14	374	368	366	369	373	375	375	372	363	354	344	342	343	353	361	372	
15	372	372	373	374	375	376	377	375	366	356	347	344	346	353	358	366	
16	374	374	373	373	373	373	373	371	371	368	361	351	346	353	359	367	
17	370	364	363	365	372	375	365	357	354	354	345	345	351	360	363	371	
18	374	373	373	373	374	375	374	367	364	356	349	345	344	345	353	362	
19 *	373	373	373	373	373	374	375	373	371	365	356	352	350	355	363	367	
20 *	371	371	371	371	372	370	372	368	365	361	348	341	338	346	356	363	
21	371	371	370	371	372	373	372	366	362	356	345	340	344	363	365	363	
22	376	376	376	376	376	376	374	367	363	357	353	349	346	347	354	367	
23 **	366	364	365	364	364	369	373	376	374	366	363	358	360	374	388	397	
24 **	303	321	335	344	348	353	368	374	377	367	361	361	361	379	408	484	
25 **	366	374	382	381	382	384	386	386	382	373	374	371	375	395	404	406	
26 **	353	323	343	347	358	373	376	372	372	366	365	366	371	374	381	396	
27	384	384	382	378	378	376	384	385	383	376	372	369	368	376	383	384	
28	374	364	363	364	367	374	382	384	384	378	373	364	359	366	376	388	
29	378	375	374	374	375	379	382	382	380	373	361	356	359	368	376	383	
30	371	369	371	372	372	374	374	373	367	364	357	358	361	368	375	384	
31	378	375	375	374	374	377	381	382	379	374	362	364	365	373	379	389	
Mean	371	369	370	371	373	375	376	374	370	364	357	353	353	361	371	381	
Mean *	373	373	373	373	374	373	372	370	367	363	356	350	348	352	362	369	
Mean **	353	350	358	361	364	370	376	376	374	367	364	362	364	376	391	414	

* International Quiet Day. ** International Disturbed Day.

AND EXTREME VALUES RECORDED EACH DAY

16 ^h	17 ^h	18 ^h	19 ^h	20 ^h	21 ^h	22 ^h	23 ^h	24 ^h	Mean	Maximum	Minimum	Range	Date	
43000 γ + Tabular Quantities (in γ)														
JULY														
										h m	h m	γ		
386	390	387	389	385	383	381	382	379	379	17 45	397	354 12 39	43	1
393	394	396	398	392	386	381	380	382	382	19 37	405	359 12 30	46	2
395	391	390	386	382	381	381	380	378	378	15 47	406	354 12 18	52	3
376	374	373	378	380	379	378	377	374	374	15 29	386	351 12 2	35	4
380	382	384	382	382	382	380	379	373	373	18 42	389	337 11 56	52	5
376	384	384	382	381	380	376	379	372	372	17 37	389	344 11 36	45	6
382	386	382	382	382	379	378	377	374	374	17 21	393	351 12 26	42	7 *
374	373	373	375	379	378	379	378	370	370	1 6	385	350 13 29	35	8
391	394	393	390	384	381	377	376	378	378	17 38	401	364 10 11	37	9
378	380	391	389	383	382	378	375	375	375	18 50	402	354 13 17	48	10
392	396	394	390	383	381	376	375	378	378	17 36	402	360 2 57	42	11
375	381	386	386	387	380	374	373	368	368	20 30	393	335 [†] 11 41	58	12
389	401	413	408	398	389	386	386	374	374	18 31	423 [†]	341 12 54	82	13 **
383	386	387	388	383	381	373	373	378	378	19 21	394	356 12 52	38	14
373	383	388	392	390	382	377	376	374	374	19 23	400	345 13 22	55	15
381	386	386	384	382	380	375	374	372	372	17 30	393	346 12 30	47	16
373	379	382	381	379	380	376	374	371	371	18 11	385	343 12 45	42	17 *
376	378	388	382	377	376	375	375	371	371	18 11	393	350 12 31	43	18 *
369	376	380	383	380	376	373	372	366	366	19 11	389	341 12 53	48	19
380	384	384	387	385	379	375	374	369	369	17 49	394	341 12 17	53	20
381	382	382	378	374	374	372	373	373	373	16 44	385	356 13 6	29	21 *
372	380	381	374	372	371	370	371	368	368	17 50	388	342 11 3	46	22 *
376	383	384	391	391	391	386	381	372	372	21 54	397	341 13 10	56	23
383	382	386	386	381	378	378	379	372	372	16 26	393	346 12 16	47	24 **
401	398	390	384	384	386	381	375	378	378	15 44	407	355 11 40	52	25 **
403	409	409	402	393	387	377	367	379	379	17 47	415	355 13 16	60	26 **
383	384	385	383	386	382	378	375	372	372	20 12	392	353 1 49	39	27
378	384	386	388	391	380	372	369	372	372	19 54	396	349 12 53	47	28 **
396	404	390	391	386	381	379	378	376	376	17 13	423 [†]	349 11 49	74	29
387	388	390	391	387	384	378	377	377	377	18 49	396	348 12 56	48	30
398	398	392	385	379	379	377	378	377	377	16 28	402	344 12 6	58	31
383	387	388	387	384	381	377	376	374	374	-	397	349 -	48.4	Mean
377	381	383	379	377	376	374	374	371	371	-	389	348 -	40.4	Mean *
391	395	397	394	389	384	379	375	375	375	-	407	349 -	57.6	Mean **
43000 γ + Tabular Quantities (in γ)														
AUGUST														
										h m	h m	γ		
382	383	382	381	378	377	376	376	372	372	17 29	388	349 12 26	39	1
384	383	382	382	378	375	375	373	373	373	16 28	387	356 12 16	31	2
382	384	376	375	374	373	374	374	371	371	17 31	389	343 11 6	46	3
382	382	376	374	373	373	372	374	372	372	16 38	387	351 13 9	36	4 *
376	377	372	372	372	372	373	374	370	370	17 53	382	352 12 47	30	5 *
372	372	374	374	373	372	372	372	365	365	18 51	379	338 9 52	41	6
375	375	374	376	374	373	371	372	366	366	19 24	381	338 12 50	43	7 *
395	402	403	400	392	380	376	376	374	374	17 32	413	337 11 56	76	8
400	416	413	400	390	390	384	376	380	380	17 54	433	343 11 52	90	9
386	386	382	377	375	375	374	372	374	374	17 36	392	351 12 57	41	10
393	413	424	414	400	393	383	381	378	378	18 19	434	344 12 41	90	11 **
393	394	393	391	387	384	381	380	378	378	17 36	399	354 10 46	45	12
376	382	379	381	381	377	376	376	370	370	17 29	387	334 11 59	53	13
377	381	382	379	376	374	376	374	368	368	17 27	386	336 11 57	50	14
367	373	373	375	375	374	374	374	367	367	6 40	382	339 11 33	43	15
375	375	374	374	372	372	373	374	369	369	17 24	383	342 12 9	41	16
375	377	375	374	373	374	374	374	365	365	17 19	382	340 11 11	42	17
366	371	366	366	366	370	370	369	364	364	17 21	375	339 12 12	36	18
370	367	364	365	366	365	367	368	367	367	6 2	378	345 12 4	33	19 *
364	365	364	366	366	366	366	368	363	363	6 30	377	334 12 26	43	20 *
374	379	379	375	374	376	375	377	367	367	17 47	388	330 11 34	58	21
372	372	375	383	383	376	371	373	368	368	20 13	386	339 12 54	47	22
404	404	398	400	397	382	356	334	375	375	17 3	412	326 23 32	86	23 **
470	453	446	437	411	392	387	382	384	384	15 40	516 [†]	257 [†] 0 38	259	24 **
414	405	408	403	395	384	376	366	386	386	16 0	430	358 0 21	72	25 **
404	408	412	407	394	386	384	384	376	376	19 3	419	305 1 18	114	26 **
386	391	390	390	388	384	382	382	381	381	17 24	397	365 12 33	32	27
397	395	394	388	383	379	377	379	377	377	16 30	405	355 11 56	50	28
391	391	388	386	384	382	380	376	377	377	16 19	396	350 11 6	46	29
395	394	388	384	378	376	376	375	374	374	16 40	403	352 10 47	51	30
407	414	416	411	405	398	388	387	384	384	17 44	426	354 10 40	72	31
387	389	388	386	382	378	375	374	373	373	-	400	341 -	59.2	Mean
373	373	370	371	370	370	370	371	368	368	-	381	344 -	37.0	Mean *
417	417	418	412	399	387	377	369	380	380	-	442	318 -	124.2	Mean **

* International Quiet Day. ** International Disturbed Day. † Indicates extreme monthly value.

TABLE III. - HOURLY MEANS OF VERTICAL COMPONENT OF MAGNETIC INTENSITY

U.T.	0 ^h	1 ^h	2 ^h	3 ^h	4 ^h	5 ^h	6 ^h	7 ^h	8 ^h	9 ^h	10 ^h	11 ^h	12 ^h	13 ^h	14 ^h	15 ^h	16 ^h
SEPTEMBER																	
43000 γ + Tabular Quantities (in γ)																	
1	382	374	376	379	383	383	384	385	381	371	364	365	366	373	384	385	
2 **	385	384	377	364	352	314	291	304	311	336	358	375	386	392	404	419	
3 **	395	395	374	351	353	349	347	354	364	373	375	379	390	409	435	434	
4	384	384	385	388	388	385	388	391	393	390	382	383	390	403	406	404	
5	390	384	385	385	390	392	395	394	387	381	369	363	364	373	380	386	
6	382	377	382	383	379	381	385	386	384	370	364	369	381	396	415	422	
7	378	376	379	384	388	390	394	393	385	378	370	365	364	369	379	386	
8 **	382	383	384	384	383	381	383	382	375	368	355	352	353	375	441	547	
9	404	404	403	402	401	401	398	395	385	381	373	376	386	392	401	411	
10	384	385	389	393	394	394	395	393	383	376	372	365	364	369	380	388	
11	389	390	388	388	387	385	385	386	385	384	377	369	366	374	382	389	
12	388	386	385	385	386	385	387	389	387	379	371	362	354	355	364	371	
13	373	375	364	350	351	363	375	384	386	384	377	367	364	368	377	385	
14 *	387	387	387	386	386	386	388	387	384	384	372	362	359	359	365	375	
15	384	384	384	383	382	382	386	388	384	379	371	361	352	354	362	368	
16	384	384	383	382	381	382	385	383	378	374	367	362	355	357	369	389	
17 *	384	384	384	383	382	382	387	389	385	379	371	364	361	364	373	383	
18 *	384	384	383	383	381	378	381	380	376	375	367	360	357	364	367	376	
19 *	381	381	380	379	377	375	380	382	379	375	365	355	353	360	369	373	
20	378	377	377	374	364	359	360	367	369	367	358	346	345	358	369	389	
21 **	373	370	362	360	355	361	366	374	371	367	371	370	371	379	386	397	
22 **	383	379	373	368	362	361	370	374	369	368	364	369	375	381	389	409	
23	383	381	376	379	384	389	388	387	381	375	362	364	370	373	379	389	
24	382	383	383	385	385	385	387	384	381	374	367	358	360	370	377	381	
25	375	371	369	373	375	381	386	388	383	378	367	357	358	363	373	383	
26	379	379	376	371	368	373	374	375	373	367	360	353	357	366	375	385	
27	382	380	380	380	381	382	383	383	381	373	364	363	367	373	383	390	
28	383	382	378	370	366	370	374	378	383	381	375	371	372	376	385	393	
29 *	382	380	380	379	380	375	378	381	380	377	370	364	359	360	365	371	
30	382	379	375	373	374	377	379	382	376	369	361	357	360	362	364	371	
Mean	383	382	380	378	377	377	379	381	378	374	368	364	365	372	383	395	
Mean *	384	383	383	382	381	379	383	384	381	378	369	361	358	361	368	376	
Mean **	384	382	374	365	361	353	351	358	358	362	365	369	375	387	411	441	
OCTOBER																	
43000 γ + Tabular Quantities (in γ)																	
1	379	378	375	373	373	372	375	378	376	370	362	354	358	365	376	396	
2 **	361	356	364	372	374	375	378	377	376	379	380	378	381	387	392	402	
3	368	372	373	375	377	377	384	390	386	384	376	376	383	387	390	391	
4	374	376	376	376	378	381	384	384	380	375	366	357	357	364	367	375	
5	384	384	384	384	382	377	381	378	372	367	364	360	355	361	366	375	
6	383	378	374	376	377	379	382	381	374	364	351	347	348	355	372	386	
7	377	374	375	377	377	378	381	382	377	372	362	360	362	368	374	385	
8	379	372	376	377	379	378	375	376	375	372	364	361	361	364	371	378	
9	381	381	374	376	378	380	382	386	384	381	372	366	364	366	373	377	
10	381	383	378	380	381	381	382	385	384	382	373	366	363	363	371	377	
11	378	381	381	377	376	375	377	381	382	376	372	364	359	359	362	369	
12	376	378	378	377	378	376	376	379	376	374	364	358	354	356	364	372	
13 *	381	376	377	377	377	378	376	381	381	378	374	364	361	363	366	372	
14 *	377	376	376	376	375	374	375	378	377	375	368	360	356	362	365	371	
15 *	376	376	376	375	374	374	373	377	378	376	374	365	362	360	363	371	
16	374	375	375	375	374	373	372	373	374	374	372	367	366	367	372	374	
17 *	377	377	376	375	375	373	373	374	372	364	359	356	357	359	364	371	
18	374	374	374	374	374	371	370	374	374	366	360	354	349	353	361	367	
19	373	373	374	374	373	368	367	371	370	363	354	354	351	354	362	370	
20 **	374	374	374	374	367	363	356	363	364	364	363	367	378	386	398	410	
21 **	372	370	361	366	374	374	383	386	390	387	383	384	386	394	408	404	
22	384	377	376	367	371	380	384	393	392	385	378	374	376	382	394	401	
23	385	381	374	373	374	374	376	378	380	376	370	370	376	386	397	404	
24	383	383	383	384	381	380	383	384	385	378	365	360	362	368	377	383	
25 *	380	380	381	381	381	380	380	381	377	372	365	360	360	363	371	372	
26 **	373	370	370	371	371	369	369	373	376	370	356	355	361	367	381	385	
27 **	363	366	366	354	349	372	383	394	392	383	376	374	379	385	391	395	
28	386	389	383	375	373	372	373	376	380	376	378	385	392	401	402	395	
29	386	387	386	386	386	386	385	392	392	386	382	382	383	385	392	396	
30	387	388	385	385	386	385	384	390	389	382	377	376	378	380	389	392	
31	386	386	386	385	385	384	383	389	386	380	373	375	379	382	386	387	
Mean	378	377	376	376	376	376	377	381	380	375	369	365	366	371	378	384	
Mean *	378	377	377	377	376	376	375	378	377	373	368	361	359	361	366	371	
Mean **	369	367	367	367	367	371	374	379	380	377	372	372	377	384	394	399	

* International Quiet Day. ** International Disturbed Day.

AND EXTREME VALUES RECORDED EACH DAY.

16 ^h	17 ^h	18 ^h	19 ^h	20 ^h	21 ^h	22 ^h	23 ^h	24 ^h	Mean	Maximum	Minimum	Range	Date		
43000 γ + Tabular Quantities (in γ)															
										h m	h m	γ			
393	395	394	394	394	388	384	384	382	382	17 37	400	360	10 16	40	1
421	426	422	413	402	397	395	394	376	376	17 48	435	279†	6 28	156	2 **
431	424	414	408	400	392	388	387	388	388	14 30	442	335	3 3	107	3 **
401	395	392	392	394	392	388	388	391	391	14 20	409	374	11 8	35	4
389	385	382	383	384	384	384	384	383	383	6 58	400	358	12 12	42	5
414	402	394	394	393	384	383	382	388	388	15 47	425	357	10 58	68	6
390	387	384	385	384	382	382	381	381	381	6 39	398	361	11 53	37	7
462	456	439	433	426	407	405	404	403	403	15 16	600†	347	12 40	253	8 **
416	421	415	405	400	397	396	391	398	398	17 50	424	368	10 45	56	9
391	396	401	398	394	393	391	389	387	387	18 21	404	360	12 43	44	10
395	395	392	392	392	390	392	389	386	386	17 28	400	362	11 43	38	11
376	379	383	387	389	387	372	376	378	378	7 42	396	348	12 35	48	12
389	394	394	394	392	391	391	387	378	378	18 21	401	343	3 46	58	13
376	379	379	382	382	383	384	384	379	379	6 59	395	353	12 53	42	14 *
375	377	378	380	379	380	381	382	377	377	7 40	391	346	13 9	45	15
401	402	395	391	389	391	386	384	381	381	16 50	408	351	12 40	57	16
386	382	377	382	382	383	384	384	380	380	16 19	393	357	12 28	36	17 *
377	377	377	380	377	377	378	381	376	376	16 30	383	353	12 4	30	18 *
373	373	374	375	374	375	377	379	374	374	7 7	385	349	11 55	36	19 *
410	406	406	404	401	394	387	374	377	377	16 28	420	334	12 9	86	20
403	402	395	394	390	384	384	384	378	378	17 20	410	348	4 41	62	21 **
423	413	409	400	394	391	387	384	383	383	16 25	430	355	4 59	75	22 **
393	393	387	386	383	383	382	381	381	381	16 54	398	356	10 51	42	23
383	384	385	385	383	381	380	377	379	379	6 34	390	351	11 52	39	24
383	383	383	385	387	386	384	378	377	377	7 25	394	353	12 4	41	25
391	386	387	388	385	383	382	381	376	376	16 19	394	350	11 51	44	26
394	390	390	391	393	389	387	385	382	382	16 20	397	359	11 11	38	27
389	385	384	385	385	385	386	385	380	380	15 27	398	364	3 56	34	28
378	382	384	384	383	383	382	382	377	377	21 17	387	352	12 53	35	29 *
374	375	376	377	377	379	378	378	373	373	7 29	384	354	11 38	30	30
396	395	392	392	390	387	385	384	382	382	-	410	351	-	58.5	Mean
378	379	378	381	380	380	381	382	377	377	-	389	353	-	35.8	Mean *
428	424	416	410	402	394	392	391	386	386	-	463	333	-	130.6	Mean **
43000 γ + Tabular Quantities (in γ)															
										h m	h m	γ			
397	393	390	386	387	385	382	377	377	377	16 10	404	351	11 12	53	1
406	403	404	396	395	391	384	376	383	383	16 39	413	350	1 33	63	2 **
394	397	399	401	395	389	386	384	385	385	19 33	404	365	0 31	39	3
377	381	384	392	392	381	380	383	377	377	20 32	397	352	12 8	45	4
381	380	381	383	386	386	384	383	377	377	20 31	391	352	12 52	39	5
394	391	387	387	385	384	384	383	376	376	16 33	399	339	11 43	60	6
387	391	394	393	392	387	382	381	379	379	17 59	396	355	10 53	41	7
382	384	384	384	384	384	384	382	376	376	17 20	387	356	11 58	31	8
382	384	385	384	385	382	377	378	378	378	7 33	391	361	12 29	30	9
381	382	382	382	382	380	380	380	378	378	8 22	390	361	13 1	29	10
376	376	377	376	378	377	377	376	374	374	7 40	383	355	13 20	28	11
376	376	377	376	377	381	377	380	373	373	7 37	382	352	12 40	30	12
372	374	375	375	375	375	375	376	374	374	7 57	383	356	12 12	27	13 *
374	374	375	375	376	376	376	376	373	373	20 18	380	355	12 30	25	14 *
374	374	374	375	375	375	375	375	373	373	7 55	382	357	14 13	25	15 *
376	376	375	374	375	374	375	376	373	373	7 42	378	364	13 8	14	16
374	374	373	372	373	374	374	374	370	370	16 24	378	354	13 16	24	17 *
371	370	369	371	371	372	372	373	368	368	8 44	378	346	12 40	32	18
376	376	374	372	372	371	372	373	368	368	17 27	381	347	12 57	34	19
416	427	422	423	421	413	393	374	386	386	17 12	442	352	6 48	90	20 **
408	414	414	406	402	396	392	383	389	389	17 56	418	351	2 55	67	21 **
404	404	407	405	403	396	390	386	388	388	18 26	413	361	3 59	52	22
407	407	404	401	396	384	377	381	385	385	16 16	413	364	11 23	49	23
388	387	384	383	383	381	380	378	379	379	17 44	392	356	11 59	36	24
374	376	375	375	380	377	374	374	375	375	20 48	383	356	11 55	27	25 *
391	405	417	431	435	421	395	345	382	382	20 44	451†	329†	23 43	122	26 **
395	395	396	404	405	403	395	389	384	384	20 32	408	333	4 20	75	27 **
395	393	393	393	395	395	392	387	387	387	13 50	407	369	5 50	38	28
401	401	400	402	399	393	391	387	390	390	17 24	407	377	10 56	30	29
396	400	397	396	392	389	389	386	387	387	18 30	407	372	11 8	35	30
392	392	389	387	387	386	388	382	385	385	17 25	398	368	11 1	30	31
388	389	389	389	389	386	382	379	379	379	-	398	355	-	42.6	Mean
374	374	374	374	376	375	375	375	371	371	-	381	356	-	25.6	Mean *
403	409	411	412	412	405	392	373	385	385	-	426	343	-	83.4	Mean **

* International Quiet Day. ** International Disturbed Day. † Indicates extreme monthly value.

TABLE III. - HOURLY MEANS OF VERTICAL COMPONENT OF MAGNETIC INTENSITY

U.T.	0 ^h	1 ^h	2 ^h	3 ^h	4 ^h	5 ^h	6 ^h	7 ^h	8 ^h	9 ^h	10 ^h	11 ^h	12 ^h	13 ^h	14 ^h	15 ^h	16 ^h
NOVEMBER																	
43000 γ + Tabular Quantities (in γ)																	
1	374	374	374	374	375	375	374	379	377	372	364	363	371	377	385	386	
2	385	385	384	384	383	380	374	380	382	373	356	358	361	370	373	376	
3	385	381	381	381	381	378	377	376	375	371	369	363	364	370	377	385	
4	381	382	380	379	381	381	381	382	380	372	361	363	368	372	379	385	
5 *	379	381	381	381	382	382	380	382	380	374	366	366	370	372	377	381	
6	380	380	381	382	380	376	378	380	381	375	370	363	363	370	376	383	
7 *	381	381	381	381	380	380	380	382	381	375	364	360	363	372	379	381	
8 *	381	381	380	381	380	380	379	381	380	375	367	364	369	373	375	379	
9	380	380	380	380	380	380	381	383	383	379	371	365	365	368	375	381	
10 **	393	386	365	344	353	362	367	374	373	379	378	374	382	393	405	409	
11 **	364	355	364	363	363	349	372	366	367	373	382	385	393	404	413	411	
12	366	385	399	401	402	401	401	403	407	400	401	405	413	434	436	448	
13	385	373	361	376	384	392	394	400	401	395	393	391	392	393	400	403	
14 **	391	392	378	364	360	353	353	366	381	385	384	383	395	403	403	402	
15 **	403	393	373	356	346	349	357	373	376	392	403	416	436	446	439	427	
16 **	412	360	355	359	361	353	365	374	383	383	393	394	399	403	407	407	
17	406	403	403	400	398	396	394	395	400	395	393	391	389	392	401	410	
18	402	391	389	385	379	376	380	385	393	395	396	392	393	403	406	405	
19 *	393	395	395	395	394	393	390	392	393	391	389	383	383	389	395	394	
20	391	391	391	391	391	389	386	385	386	385	375	375	380	383	393	402	
21	384	382	383	376	375	373	375	380	375	368	370	370	372	376	384	396	
22	390	386	390	393	394	393	391	390	387	385	380	376	377	396	405	409	
23	371	387	395	401	396	394	391	391	392	391	387	389	399	414	423	422	
24	394	395	395	395	395	395	391	391	390	381	374	379	382	383	391	400	
25	399	397	395	395	395	395	393	391	390	390	389	385	390	398	413	400	
26 *	388	384	384	391	393	393	392	393	395	393	385	383	386	389	393	393	
27	392	393	393	392	392	391	389	388	391	391	386	385	384	385	391	391	
28	406	407	406	404	401	396	393	390	390	388	391	391	385	389	392	392	
29	392	392	391	391	388	386	384	385	388	385	379	375	377	380	385	389	
30	393	393	392	392	391	386	384	385	386	385	384	386	385	387	393	392	
Mean	388	386	384	383	382	381	382	384	385	383	380	379	383	389	395	398	
Mean *	384	384	384	386	386	386	384	386	386	382	374	371	374	379	384	386	
Mean **	393	377	367	357	357	353	363	371	376	382	388	390	401	410	413	411	
DECEMBER																	
43000 γ + Tabular Quantities (in γ)																	
1	391	392	391	390	387	385	384	384	383	381	380	380	381	382	386	390	
2	393	384	382	383	383	384	385	384	382	382	383	383	384	384	391	391	
3	393	393	393	392	391	391	386	384	384	380	374	375	380	380	383	391	
4	386	386	381	376	381	382	382	383	383	376	371	371	370	371	378	383	
5	384	385	383	385	384	381	382	383	381	376	372	372	375	375	381	385	
6	385	385	384	383	381	381	382	382	381	375	374	374	374	375	383	391	
7	391	391	389	389	387	386	384	382	377	376	373	370	371	372	375	381	
8	376	376	380	381	381	381	379	381	380	374	373	374	373	372	378	383	
9	385	384	384	384	383	383	383	383	381	376	371	366	371	373	374	375	
10 **	383	383	382	374	365	366	366	371	372	373	370	371	373	380	389	394	
11 *	396	393	392	391	391	388	385	385	384	383	380	375	377	377	381	383	
12	386	386	385	385	384	384	382	383	385	385	383	381	378	376	381	386	
13 **	412	404	396	391	388	385	385	385	385	380	376	374	382	387	402	406	
14	391	387	385	384	384	385	384	384	384	382	375	373	374	379	383	385	
15 *	386	385	385	385	384	385	384	384	384	385	388	386	384	384	386	388	
16 *	385	385	385	384	384	383	382	380	383	378	376	377	382	385	385	387	
17 *	386	386	386	386	384	383	381	380	382	382	381	382	382	383	386	385	
18	384	384	384	384	383	382	377	377	378	374	370	369	373	376	383	384	
19	384	384	384	384	382	382	378	378	376	374	373	374	374	373	378	383	
20	380	378	381	383	382	382	377	377	381	382	382	377	377	376	382	387	
21 *	380	378	381	382	382	381	378	375	373	366	364	366	365	369	375	378	
22	375	374	375	375	379	375	374	374	375	372	368	364	366	374	376	380	
23	375	377	377	377	377	378	377	374	374	373	370	365	366	367	370	374	
24	382	376	375	373	374	373	373	374	374	373	365	365	365	366	372	376	
25 **	377	378	377	377	377	377	375	374	374	374	371	364	366	370	377	376	
26	387	377	374	375	376	372	368	368	372	373	372	373	372	372	376	383	
27	379	379	377	377	376	376	376	377	382	384	380	376	377	382	384	391	
28 **	395	393	386	386	386	386	384	382	381	382	381	383	383	383	393	396	
29	386	384	375	376	378	379	380	379	378	377	371	371	372	378	384	391	
30 **	385	384	383	383	383	383	382	374	374	374	372	371	376	378	381	384	
31	389	390	388	387	385	382	382	381	377	379	374	373	374	374	378	382	
Mean	386	385	383	383	382	381	380	379	379	377	375	373	375	377	382	385	
Mean *	387	385	386	386	385	384	382	381	381	379	378	377	378	380	383	384	
Mean **	390	388	385	382	380	379	378	377	377	377	374	373	376	380	388	391	

* International Quiet Day. ** International Disturbed Day.

AND EXTREME VALUES RECORDED EACH DAY

16 ^h	17 ^h	18 ^h	19 ^h	20 ^h	21 ^h	22 ^h	23 ^h	24 ^h	Mean	Maximum	Minimum	Range	Date	
43000 γ + Tabular Quantities (in γ)														
										h m	h m	γ		
391	391	387	385	384	385	390	385	379	17 8	395	359	10 55	36	1
381	380	378	380	383	383	384	386	377	23 54	390	350	10 44	40	2
385	384	383	385	385	385	383	381	379	21 16	389	357	11 52	32	3
385	384	383	382	383	381	381	381	379	16 30	389	357	11 2	32	4
382	382	381	382	382	381	381	376	378	17 19	387	364	11 32	23	5 *
389	386	386	385	386	385	384	384	379	16 45	394	359	11 43	35	6
383	383	383	383	384	384	382	381	379	17 20	387	356	11 58	31	7 *
381	380	382	383	383	382	382	379	378	18 26	387	360	11 3	27	8 *
386	385	385	390	391	389	388	385	380	20 32	411	360	11 3	51	9
415	428	451	452	439	420	405	370	392	18 46	463†	337	3 6	126	10 **
407	410	420	430	427	405	385	375	387	20 14	439	337	5 6	102	11 **
454	451	443	433	430	416	405	394	414	17 28	463†	355	0 19	108	12
406	402	401	399	397	394	394	393	392	16 26	411	356	2 14	55	13
407	412	412	417	411	385	400	393	389	20 31	434	348	5 40	86	14 **
420	413	417	423	415	414	413	412	401	13 25	455	333†	5 7	122	15 **
411	410	413	414	402	403	403	405	390	19 44	424	346	5 2	78	16 **
415	415	417	416	411	407	405	407	402	16 54	424	385	11 10	39	17
403	400	402	402	400	396	395	393	394	14 29	410	374	5 37	36	18
397	394	394	393	391	390	386	389	392	16 42	403	380	12 3	23	19 *
402	401	404	402	400	396	393	391	391	18 46	408	371	10 57	37	20
408	405	404	405	399	396	395	393	385	16 27	416	363	9 43	53	21
420	433	447	441	423	411	400	374	400	18 56	454	373	12 2	81	22
424	427	423	416	410	405	401	396	402	17 30	433	361	0 7	72	23
403	405	419	421	413	410	403	403	396	19 24	425	372	10 56	53	24
395	401	408	402	401	397	393	391	396	14 17	425	381	13 37	44	25
395	394	394	394	395	394	392	391	391	16 29	400	378	11 4	22	26 *
393	391	391	393	400	409	415	405	393	22 47	420	382	13 29	38	27
392	391	392	392	393	393	393	391	394	0 55	416	382	13 2	34	28
389	385	392	399	395	397	391	391	388	19 10	403	372	12 3	31	29
392	386	390	391	392	394	393	392	389	0 44	398	383	12 40	15	30
400	400	403	403	400	396	394	390	390	-	415	363	-	52.1	Mean
388	387	387	387	387	386	385	383	384	-	393	368	-	25.2	Mean *
412	415	423	427	419	405	401	391	392	-	443	340	-	102.8	Mean **
43000 γ + Tabular Quantities (in γ)														
										h m	h m	γ		
390	387	386	388	391	393	393	393	387	23 46	398	377	9 57	21	1
393	395	393	393	394	393	392	392	388	20 23	399	380	11 33	19	2
392	390	390	390	391	390	385	386	387	16 18	398	369	10 58	29	3
386	386	386	388	388	385	384	383	381	17 14	394	368	13 5	26	4
391	392	394	393	391	387	385	384	383	17 21	399	367	11 6	32	5
396	395	395	400	400	390	391	389	385	20 43	407	370	10 59	37	6
385	392	393	391	391	385	383	383	383	17 52	398	364	11 55	34	7
386	388	384	385	392	391	387	389	381	20 36	397	367	12 56	30	8
383	384	385	384	391	391	387	385	381	20 40	394	364	11 30	30	9
394	395	395	395	394	394	403	403	383	22 51	407	364	4 13	43	10 **
385	384	383	385	386	388	387	387	385	0 16	400	373	11 59	27	11 *
391	394	407	418	422	424	422	420	393	22 51	429†	374	13 46	55	12
401	396	395	395	398	401	396	392	392	0 13	418	370	11 25	48	13 **
387	386	386	391	392	392	391	392	385	23 4	398	369	11 55	29	14
391	387	385	386	387	386	385	387	386	15 22	394	381	8 50	13	15 *
389	386	384	384	384	384	384	384	383	16 20	396	374	11 9	22	16 *
384	384	383	382	382	381	382	384	383	14 50	390	378	13 9	12	17 *
391	392	392	387	386	384	382	384	382	16 53	398	365	12 0	33	18
385	385	384	385	384	384	384	383	381	23 25	391	369	13 8	22	19
392	386	385	384	385	384	382	381	382	16 28	395	375	13 51	20	20
381	377	376	380	380	378	378	375	376	16 10	384	359†	10 10	25	21 *
384	384	382	384	382	381	377	375	376	16 43	391	361	11 33	30	22
381	377	382	382	383	383	384	384	376	20 20	386	365	13 4	21	23
382	376	378	383	384	384	382	378	375	20 37	390	361	12 2	29	24
382	383	388	396	400	402	402	393	380	21 52	412	361	11 57	51	25 **
384	382	382	384	384	384	384	382	377	0 8	391	368	13 3	23	26
392	402	404	404	414	408	402	398	387	20 35	421	374	6 50	47	27
392	391	395	394	394	387	385	386	388	18 33	404	376	8 29	28	28 **
392	389	385	386	386	386	385	385	381	15 20	396	367	11 14	29	29
390	387	385	387	391	392	391	387	382	19 45	395	362	11 31	33	30 **
384	382	382	383	382	382	383	383	382	0 51	392	368	11 53	24	31
388	388	388	389	391	389	388	387	383	-	399	369	-	29.7	Mean
386	384	382	383	384	383	383	383	383	-	393	373	-	19.8	Mean *
392	390	392	393	395	395	395	392	385	-	407	367	-	40.6	Mean **

* International Quiet Day. ** International Disturbed Day. † Indicates extreme monthly value.

TABLE IV. - K-INDICES

Date	January			February			March			April			May			June		
	Indices	Sum		Indices	Sum		Indices	Sum		Indices	Sum		Indices	Sum		Indices	Sum	
1	3223	2444	24	3332	2343	23	2334	3244	25	3431	2313	20	3433	4421	24	3434	4432	27
2	3322	3444	25	3233	2443	24	3434	3433	27	1223	4344	23	1222	2222	15	3333	4431	24
3	3323	2324	22	3322	3234	22	4456	5566	41	3433	4333	26	2223	2333	20	3222	3323	20
4	3322	2354	24	2222	2233	18	5333	3321	23	3333	2232	21	2224	4333	23	2223	3432	21
5	3322	3242	21	0112	2233	14	1222	2332	17	2212	3344	21	3233	3443	25	2332	3432	22
6	4222	4443	25	4112	2211	14	3232	4242	22	2133	4334	23	0223	3312	16	2223	5422	22
7	2102	2533	18	1121	2112	11	0113	2222	13	4333	3322	23	3222	2132	17	2232	2332	19
8	2112	1131	12	2002	1111	8	1112	1110	8	2233	3221	18	0222	2221	13	3234	3443	26
9	2323	3332	21	2122	1010	9	0021	1212	9	1232	3132	17	1212	1221	12	2343	4343	26
10	0233	3554	25	0122	2122	12	1233	2245	22	1123	3323	18	1122	2220	12	3333	3534	27
11	5434	3352	29	4322	3354	26	5332	3224	24	2223	3343	22	2323	1224	19	4343	4343	28
12	1233	2364	24	5443	2223	25	3122	3332	19	3233	3332	22	4444	4544	33	3333	3333	24
13	4321	2121	16	2123	2212	15	2322	2214	18	2232	3221	17	2354	3333	26	3222	3434	23
14	1224	3233	20	2123	2100	11	3233	3223	21	0133	3322	17	2233	3433	23	3344	3343	27
15	0012	2102	8	1123	2123	15	2122	2321	15	1133	3332	19	3343	4644	31	4433	4544	31
16	3122	2121	14	3423	3443	26	1123	2113	14	2333	3433	24	4655	7656	44	3333	4342	25
17	1222	2113	14	2223	2210	14	1122	2112	12	4432	3333	25	5454	4422	30	1213	3433	20
18	5443	4456	35	1123	2221	14	1122	3322	16	2333	3324	23	2332	2222	18	3122	2322	17
19	5343	4443	30	4134	3223	22	3222	3234	21	2332	3321	19	1223	2323	18	1122	3334	19
20	2122	2111	12	1112	3201	11	4222	3323	21	3222	2233	19	2144	4444	27	2122	3333	19
21	3011	2334	17	1122	3342	18	4343	3445	30	3234	5566	34	4432	3331	23	3223	2333	21
22	5434	2142	25	4334	4322	25	5543	3445	33	5655	3534	36	2233	4242	22	3223	3332	21
23	1332	3355	25	2012	2421	14	5443	2221	23	3233	3222	20	2013	4445	23	3223	3345	25
24	3434	4454	31	0012	2323	13	2133	4544	26	2223	3212	17	5455	6646	41	4423	5645	33
25	5332	1233	22	0476	5564	37	4213	2345	24	3123	2332	19	5654	3433	33	5544	4442	32
26	1122	2012	11	3124	3142	20	3333	3344	26	2333	3346	27	4332	3333	24	2333	3443	25
27	2123	4563	26	3332	2254	24	3222	3433	22	8865	5554	46	3222	2323	19	3433	3432	25
28	4534	4353	31	4422	2344	25	4422	3344	26	5432	2456	31	3333	3221	20	2232	3332	20
29	2223	4443	24	4343	3545	31	5443	3444	31	5555	4423	33	2122	3554	24	2233	3343	23
30	4322	3534	26				0332	3234	20	6544	5443	35	3333	3423	24	2444	4542	29
31	3324	3333	24				4332	3332	23				1323	2223	18			

FOR THE YEAR 1956

Date	July			August			September			October			November			December		
	Indices	Sum		Indices	Sum		Indices	Sum		Indices	Sum		Indices	Sum		Indices	Sum	
1	2233	3433	23	4222	3322	20	3323	3333	23	2323	3334	23	4322	3323	22	2123	3233	19
2	3143	3442	24	3213	3232	19	5665	4443	37	5343	4344	30	2223	3323	20	4223	3333	23
3	3333	3311	20	2232	3312	18	4554	4333	31	3333	3444	27	4334	3333	26	2233	3342	22
4	1223	2322	17	2222	3332	19	2333	3232	21	3123	3333	21	3333	3323	23	3323	2333	22
5	1223	3323	19	1322	1321	15	3323	3223	21	1243	2333	21	2233	2223	19	3222	3321	18
6	2223	3320	17	2223	2332	19	3334	4333	26	3334	4334	27	2333	3333	23	1221	3344	20
7	0222	2321	14	1222	2222	15	3233	3322	21	3333	3443	26	3234	3232	22	2322	2423	20
8	4232	3234	23	2223	3443	23	2135	8853	35	3233	3343	24	2223	3221	17	3233	2132	19
9	3332	3312	20	2234	4454	28	3244	4344	28	3233	3333	23	2223	3354	24	1212	2233	16
10	1133	2453	22	3333	3323	23	3322	3332	21	3222	2222	17	4444	4456	35	3434	3334	27
11	3332	4433	25	5444	4443	32	2323	3322	20	2223	3222	18	5554	4355	36	2222	2121	14
12	2332	3232	20	3333	4344	27	2223	3234	21	1123	3223	17	5344	5555	36	0112	2444	18
13	3212	4554	26	1123	3333	19	4423	2332	23	2223	2211	15	4323	3323	23	4333	4333	26
14	4212	3334	22	3222	2222	17	1222	2212	14	1122	2111	11	3454	3465	34	3323	2232	20
15	2112	2232	15	2222	3222	17	2213	2213	16	0022	2222	12	5566	5443	38	1112	2210	10
16	2322	3322	19	1122	2433	18	3122	3323	19	1222	2221	14	5544	3353	32	0112	1110	7
17	1223	2222	16	4444	4422	28	1222	2221	14	1122	2112	12	2223	4443	24	1112	1110	8
18	1111	2322	13	2122	2222	15	2123	2211	14	1222	1121	12	3433	3232	23	1121	3211	12
19	3232	4334	24	0112	3222	13	1122	1212	12	2222	2221	15	0122	2221	12	0022	2223	13
20	4232	4422	23	1122	2321	14	2444	4644	32	1343	4545	29	1023	3343	19	2112	1111	10
21	1012	2122	11	1224	6533	26	5543	4433	31	4443	3344	29	4333	3335	27	1122	2222	14
22	1112	3322	15	3223	4333	23	3343	3443	27	3332	3233	22	4323	4445	29	1222	3220	14
23	2222	4444	24	3243	5345	29	3233	3312	20	4332	3343	25	4434	3432	27	0023	2123	13
24	4245	4422	27	6435	4645	37	1122	3133	16	2322	2231	17	2222	3443	22	3333	2222	20
25	3334	3434	27	4334	4544	31	3222	3334	22	1122	2232	15	2222	6433	24	2124	4335	24
26	4344	4544	32	5343	3442	28	3333	2321	20	3343	4466	33	3122	2221	15	3333	2210	17
27	3333	4333	25	3333	4322	23	0133	3333	19	6543	3343	31	2222	1155	20	0011	1344	14
28	3334	4444	29	4323	3432	24	3332	2322	20	3333	3223	22	4333	2233	23	3243	4343	26
29	3243	4532	26	2233	4423	23	2222	2223	17	2123	2242	18	3232	2344	23	4322	3232	21
30	3233	3232	21	3233	3331	21	3323	3213	20	1223	3321	17	3323	3223	21	2134	3233	21
31	1223	4322	19	1234	4543	26				1122	3314	17				2123	3221	16

TABLE V. - MEAN DIURNAL INEQUALITIES OF THE MAGNETIC ELEMENTS

All Days

DECLINATION WEST (Unit 0.01)

Month and Season, 1956	Universal Time. Hour commencing												
	0	1	2	3	4	5	6	7	8	9	10	11	12
January	-259	-208	-139	-139	-74	-40	-6	-16	-73	-59	+56	+200	+383
February	-230	-214	-165	-102	-94	-100	-89	-135	-241	-259	-120	+145	+398
March	-365	-291	-285	-260	-203	-176	-156	-264	-337	-286	-52	+308	+600
April	-287	-344	-365	-342	-319	-307	-441	-464	-471	-361	+26	+448	+719
May	-224	-248	-216	-216	-259	-311	-516	-562	-487	-303	+25	+348	+648
June	-159	-111	-181	-217	-279	-343	-501	-558	-529	-333	-59	+259	+516
July	-157	-200	-202	-262	-319	-445	-518	-516	-451	-282	-34	+262	+544
August	-135	-212	-261	-262	-287	-441	-572	-618	-541	-314	+81	+476	+786
September	-183	-200	-228	-254	-248	-217	-375	-524	-576	-365	+32	+475	+761
October	-242	-242	-213	-189	-136	-135	-200	-362	-469	-380	-80	+286	+582
November	-428	-282	-231	-218	-102	-113	-74	-133	-267	-261	-44	+232	+464
December	-236	-203	-150	-119	-112	-104	-92	-82	-132	-214	-124	+73	+252
Year	-242	-230	-220	-215	-203	-228	-295	-353	-381	-285	-24	+293	+554
Winter	-288	-227	-169	-144	-95	-89	-65	-91	-178	-198	-58	+163	+374
Equinox	-269	-269	-273	-261	-227	-209	-293	-404	-463	-348	-18	+379	+665
Summer	-169	-193	-215	-239	-286	-385	-524	-564	-502	-308	+3	+336	+624

INCLINATION (Unit 0.01)

January	-49	-30	-32	-36	-74	-112	-108	-96	-52	-6	+37	+44	+31
February	-30	-21	-34	-39	-62	-71	-89	-53	-18	+18	+56	+83	+72
March	-3	-22	-48	-45	-44	-70	-82	-49	+3	+56	+111	+98	+72
April	-41	-57	-62	-45	-72	-57	-12	+52	+94	+151	+173	+141	+83
May	-57	-79	-74	-80	-90	-52	+3	+71	+141	+171	+163	+135	+98
June	-45	-55	-55	-44	-21	-9	+52	+116	+150	+157	+137	+91	+71
July	-47	-43	-37	-41	-50	-30	+25	+90	+141	+154	+150	+110	+70
August	-81	-80	-62	-60	-56	-40	+6	+63	+116	+145	+148	+116	+55
September	-76	-77	-76	-83	-93	-73	-52	+25	+102	+163	+172	+132	+88
October	-87	-80	-84	-87	-86	-103	-99	-51	+40	+112	+148	+137	+122
November	-30	-18	-51	-61	-93	-100	-105	-80	-10	+47	+85	+124	+138
December	-10	-24	-31	-28	-44	-62	-84	-77	-59	-23	+19	+66	+83
Year	-46	-49	-54	-54	-65	-65	-45	+1	+54	+95	+117	+106	+82
Winter	-30	-23	-37	-41	-68	-86	-96	-76	-35	+9	+49	+79	+81
Equinox	-52	-59	-68	-65	-74	-76	-61	-6	+60	+120	+151	+127	+91
Summer	-57	-64	-57	-56	-54	-33	+21	+85	+137	+157	+150	+113	+73

HORIZONTAL INTENSITY (Unit 0.1γ)

January	+54	+20	+25	+34	+90	+137	+132	+118	+59	-11	-70	-87	-69
February	+36	+24	+42	+47	+78	+88	+114	+66	+16	-46	-120	-165	-141
March	-6	+14	+55	+53	+53	+92	+109	+68	-12	-111	-214	-210	-167
April	+64	+71	+57	+17	+69	+53	-4	-89	-163	-269	-322	-278	-189
May	+64	+93	+77	+82	+102	+46	-34	-137	-249	-307	-316	-281	-210
June	+62	+63	+61	+51	+24	+9	-83	-183	-246	-280	-277	-225	-190
July	+68	+58	+53	+63	+82	+55	-31	-136	-228	-265	-280	-241	-188
August	+113	+103	+79	+81	+83	+68	+3	-90	-186	-256	-289	-258	-166
September	+122	+117	+108	+110	+120	+88	+66	-41	-169	-274	-316	-272	-202
October	+125	+112	+113	+116	+116	+141	+141	+84	-56	-184	-265	-264	-237
November	+39	+10	+52	+63	+109	+112	+122	+96	-3	-98	-168	-230	-235
December	+29	+43	+47	+40	+62	+86	+113	+100	+72	+11	-65	-140	-160
Year	+64	+61	+64	+63	+82	+81	+54	-12	-97	-174	-225	-221	-179
Winter	+39	+24	+41	+46	+85	+106	+120	+95	+36	-36	-106	-155	-151
Equinox	+76	+79	+83	+74	+89	+93	+78	+6	-100	-209	-279	-256	-199
Summer	+77	+79	+68	+69	+73	+45	-36	-136	-227	-277	-290	-251	-188

DECLINATION, INCLINATION AND HORIZONTAL INTENSITY

All Days

DECLINATION WEST (Unit 0.01)											Range	Month and Season, 1956
Universal Time. Hour commencing												
13	14	15	16	17	18	19	20	21	22	23		
+485	+426	+342	+213	+195	+ 91	-195	-299	-336	-273	-275	8. 21	January
+517	+506	+437	+298	+169	+ 72	- 33	-184	-159	-218	-191	7. 76	February
+785	+759	+623	+426	+241	+ 67	+ 21	- 47	-247	-427	-426	12. 12	March
+852	+795	+630	+432	+258	+102	+ 36	- 21	-138	-166	-261	13. 23	April
+746	+733	+580	+361	+150	+ 30	- 40	+ 2	- 30	- 60	-152	13. 08	May
+646	+675	+543	+402	+245	+139	+ 65	+ 56	- 32	- 95	-155	12. 33	June
+689	+663	+520	+367	+230	+131	+ 70	+ 29	+ 14	- 40	- 89	12. 07	July
+937	+823	+550	+296	+104	- 36	- 45	- 42	- 86	- 77	-116	15. 55	August
+836	+745	+463	+224	+ 68	+ 5	- 45	- 99	- 70	- 73	-152	14. 12	September
+663	+597	+466	+341	+187	+125	+ 51	-119	-132	-169	-228	11. 32	October
+548	+509	+406	+366	+315	+191	+ 83	- 24	-186	-289	-467	10. 15	November
+391	+380	+344	+268	+208	+190	+102	- 37	-143	-230	-242	6. 33	December
+675	+634	+492	+333	+198	+ 92	+ 6	- 65	-129	-176	-230	11. 36	Year
+485	+455	+382	+286	+222	+136	- 11	-136	-206	-252	-294	8. 11	Winter
+784	+724	+545	+356	+189	+ 75	+ 16	- 71	-147	-209	-267	12. 72	Equinox
+755	+723	+548	+356	+182	+ 66	+ 12	+ 11	- 33	- 68	-128	13. 26	Summer
INCLINATION (Unit 0.01)												
+ 20	+ 26	+ 29	+ 52	+ 45	+ 72	+ 95	+ 75	+ 56	+ 22	- 11	2. 07	January
+ 56	+ 30	+ 37	+ 56	+ 39	+ 1	+ 11	+ 15	- 7	- 9	- 34	1. 72	February
+ 44	+ 38	+ 22	+ 23	+ 8	- 15	- 9	- 17	- 24	- 33	- 12	1. 93	March
+ 33	+ 18	- 9	- 26	- 46	- 56	- 45	- 47	- 59	- 57	- 43	2. 45	April
+ 86	+ 56	+ 36	+ 5	- 50	- 67	- 83	- 86	- 82	- 91	- 72	2. 62	May
+ 43	+ 18	- 30	- 41	- 55	- 89	- 97	- 94	- 79	- 68	- 50	2. 54	June
+ 62	+ 41	- 5	- 38	- 70	- 89	-102	- 93	- 81	- 62	- 53	2. 56	July
+ 20	+ 42	+ 41	- 2	- 19	- 33	- 45	- 68	- 73	- 68	- 58	2. 29	August
+ 61	+ 22	+ 51	+ 62	+ 22	- 31	- 45	- 64	- 69	- 83	- 79	2. 65	September
+105	+ 95	+ 72	+ 49	+ 16	- 8	- 5	- 17	- 42	- 64	- 79	2. 51	October
+124	+105	+ 54	+ 21	+ 8	+ 19	- 10	- 39	- 39	- 45	- 49	2. 43	November
+ 79	+ 81	+ 61	+ 31	+ 12	+ 2	+ 5	+ 12	+ 3	- 3	- 15	1. 67	December
+ 61	+ 48	+ 30	+ 16	- 7	- 24	- 28	- 35	- 41	- 47	- 46	2. 29	Year
+ 70	+ 61	+ 45	+ 40	+ 26	+ 24	+ 25	+ 16	+ 3	- 9	- 27	1. 97	Winter
+ 61	+ 43	+ 34	+ 27	0	- 28	- 26	- 36	- 48	- 59	- 53	2. 39	Equinox
+ 53	+ 39	+ 10	- 19	- 48	- 69	- 82	- 85	- 79	- 72	- 58	2. 50	Summer
HORIZONTAL INTENSITY (Unit 0.1γ)												
- 38	- 27	- 16	- 42	- 30	- 63	- 91	- 69	- 56	- 19	+ 17	22. 8	January
-102	- 42	- 34	- 41	- 15	+ 36	+ 17	+ 15	+ 37	+ 28	+ 52	27. 9	February
-104	- 62	- 8	+ 18	+ 47	+ 87	+ 73	+ 79	+ 73	+ 61	+ 10	32. 3	March
- 86	- 26	+ 42	+106	+154	+172	+148	+140	+136	+108	+ 78	49. 4	April
-147	- 51	+ 23	+ 90	+182	+193	+202	+182	+151	+141	+103	51. 8	May
-114	- 30	+ 83	+123	+163	+218	+218	+196	+156	+121	+ 78	49. 8	June
-154	- 79	+ 30	+ 97	+160	+193	+208	+182	+152	+108	+ 88	48. 8	July
- 82	- 71	- 24	+ 65	+100	+114	+124	+140	+133	+113	+ 92	42. 9	August
-131	- 26	- 19	- 30	+ 25	+ 93	+110	+131	+127	+141	+129	45. 7	September
-193	-147	- 86	- 36	+ 19	+ 55	+ 51	+ 68	+ 93	+110	+117	40. 6	October
-186	-131	- 44	+ 16	+ 34	+ 28	+ 74	+104	+ 87	+ 86	+ 74	35. 7	November
-146	-127	- 80	- 23	+ 2	+ 18	+ 20	+ 15	+ 24	+ 28	+ 42	27. 3	December
-124	- 68	- 11	+ 29	+ 70	+ 95	+ 96	+ 99	+ 93	+ 86	+ 73	39. 6	Year
-118	- 82	- 43	- 22	- 2	+ 5	+ 5	+ 16	+ 23	+ 31	+ 46	28. 4	Winter
-129	- 65	- 18	+ 15	+ 61	+102	+ 96	+105	+107	+105	+ 84	42. 0	Equinox
-124	- 58	+ 28	+ 94	+151	+179	+188	+175	+148	+121	+ 90	48. 3	Summer

TABLE V. - MEAN DIURNAL INEQUALITIES OF THE GEOGRAPHICAL

All Days

NORTH COMPONENT (Unit 0.1 γ)

Month and Season, 1956	Universal Time. Hour commencing												
	0	1	2	3	4	5	6	7	8	9	10	11	12
January	+ 75	+ 37	+ 36	+ 45	+ 95	+139	+131	+118	+ 64	- 6	- 74	-102	-100
February	+ 54	+ 41	+ 55	+ 55	+ 85	+ 95	+120	+ 76	+ 36	- 24	-109	-175	-172
March	+ 24	+ 38	+ 78	+ 74	+ 69	+105	+121	+ 89	+ 16	- 86	-207	-233	-214
April	+ 87	+ 98	+ 86	+ 45	+ 94	+ 77	+ 32	- 50	-123	-237	-321	-312	-246
May	+ 82	+112	+ 94	+ 99	+122	+ 71	+ 9	- 90	-206	-279	-315	-306	-261
June	+ 74	+ 71	+ 75	+ 68	+ 47	+ 37	- 41	-135	-200	-250	-269	-244	-230
July	+ 80	+ 74	+ 69	+ 84	+107	+ 91	+ 12	- 92	-189	-239	-274	-260	-230
August	+123	+119	+ 99	+102	+106	+103	+ 50	- 39	-140	-228	-292	-294	-228
September	+136	+132	+125	+130	+139	+105	+ 96	+ 2	-120	-241	-315	-308	-262
October	+143	+131	+129	+130	+126	+150	+156	+113	- 17	-151	-256	-284	-282
November	+ 74	+ 33	+ 70	+ 80	+116	+120	+127	+106	+ 19	- 76	-163	-246	-270
December	+ 48	+ 59	+ 59	+ 49	+ 70	+ 94	+119	+106	+ 82	+ 28	- 54	-144	-179
Year	+ 83	+ 79	+ 81	+ 80	+ 98	+ 99	+ 78	+ 17	- 65	-149	-221	-242	-223
Winter	+ 63	+ 42	+ 55	+ 57	+ 92	+112	+124	+101	+ 50	- 19	-100	-167	-180
Equinox	+ 97	+100	+104	+ 95	+107	+109	+101	+ 39	- 61	-179	-275	-284	-251
Summer	+ 90	+ 94	+ 84	+ 88	+ 96	+ 76	+ 8	- 89	-184	-249	-287	-276	-237

WEST COMPONENT (Unit 0.1 γ)

January	-132	-109	- 71	- 70	- 26	- 1	+ 17	+ 9	- 31	- 33	+ 20	+ 95	+196
February	-119	-112	- 83	- 48	- 39	- 41	- 31	- 63	-128	-147	- 83	+ 53	+193
March	-198	-155	-145	-132	-102	- 81	- 68	-132	-184	-171	- 60	+135	+299
April	-145	-175	-188	-182	-162	-158	-238	-264	-278	-235	- 34	+200	+359
May	-111	-120	-105	-104	-124	-161	-283	-324	-300	-209	- 34	+146	+318
June	- 76	- 50	- 88	-109	-147	-184	-283	-328	-322	-222	- 73	+106	+250
July	- 74	-100	-101	-132	-160	-232	-284	-299	-277	-192	- 60	+105	+265
August	- 56	- 99	-129	-129	-142	-228	-308	-347	-320	-208	0	+218	+399
September	- 80	- 90	-107	-120	-116	-104	-192	-289	-336	-238	- 30	+215	+380
October	-112	-114	- 98	- 85	- 56	- 52	- 87	-183	-261	-233	- 83	+115	+278
November	-225	-151	-117	-108	- 39	- 44	- 22	- 57	-144	-155	- 49	+ 91	+215
December	-123	-103	- 74	- 58	- 51	- 43	- 33	- 29	- 60	-114	- 77	+ 18	+112
Year	-121	-115	-109	-106	- 97	-111	-151	-192	-220	-180	- 47	+125	+272
Winter	-150	-119	- 86	- 71	- 39	- 32	- 17	- 35	- 91	-112	- 47	+ 64	+179
Equinox	-134	-133	-135	-130	-109	- 99	-146	-217	-265	-219	- 52	+166	+329
Summer	- 79	- 92	-106	-118	-143	-201	-289	-325	-305	-208	- 42	+144	+308

VERTICAL COMPONENT (Unit 0.1 γ)

January	- 44	- 59	- 52	- 46	- 47	- 71	- 68	- 59	- 43	- 45	- 35	- 49	- 53
February	- 19	- 17	- 21	- 25	- 34	- 43	- 43	- 31	- 26	- 44	- 83	- 94	- 77
March	- 25	- 43	- 39	- 32	- 29	- 31	- 31	- 12	- 16	- 62	-111	-148	-137
April	+ 5	- 34	- 84	-116	- 91	- 75	- 52	- 26	- 50	- 99	-144	-154	-151
May	- 50	- 58	- 79	- 87	- 74	- 73	- 69	- 70	- 86	-119	-165	-184	-146
June	- 14	- 43	- 49	- 35	- 18	- 9	- 11	- 23	- 51	-104	-165	-206	-194
July	- 4	- 13	- 4	+ 4	+ 18	+ 22	+ 15	- 4	- 39	- 78	-128	-175	-193
August	- 19	- 40	- 31	- 20	- 2	+ 19	+ 28	+ 10	- 30	- 90	-157	-195	-194
September	+ 19	+ 5	- 15	- 34	- 43	- 48	- 29	- 9	- 36	- 71	-136	-173	-162
October	- 11	- 18	- 28	- 32	- 31	- 29	- 15	+ 18	+ 8	- 38	-101	-135	-126
November	- 15	- 40	- 56	- 66	- 71	- 86	- 80	- 55	- 41	- 63	- 95	-104	- 67
December	+ 31	+ 16	+ 3	- 3	- 9	- 16	- 30	- 35	- 36	- 55	- 83	- 96	- 82
Year	- 12	- 29	- 38	- 41	- 36	- 37	- 32	- 25	- 37	- 72	-117	-143	-132
Winter	- 12	- 25	- 31	- 35	- 40	- 54	- 55	- 45	- 36	- 52	- 74	- 86	- 70
Equinox	- 3	- 22	- 42	- 53	- 49	- 46	- 32	- 7	- 24	- 67	-123	-152	-144
Summer	- 22	- 39	- 41	- 35	- 19	- 10	- 9	- 22	- 51	- 98	-154	-190	-182

COMPONENTS OF MAGNETIC INTENSITY

All Days

NORTH COMPONENT (Unit 0.1γ)											Range	Month and Season, 1956
Universal Time. Hour commencing											γ	
13	14	15	16	17	18	19	20	21	22	23	γ	
-77	-63	-44	-59	-46	-70	-75	-44	-28	+3	+39	24.1	January
-143	-83	-69	-65	-29	+30	+20	+30	+50	+45	+67	29.5	February
-167	-123	-59	-17	+27	+81	+70	+82	+92	+95	+45	35.4	March
-155	-91	-10	+70	+131	+162	+143	+140	+146	+120	+98	48.3	April
-206	-110	-25	+60	+168	+188	+203	+180	+152	+144	+114	51.8	May
-166	-85	+38	+89	+141	+204	+210	+189	+157	+127	+90	47.9	June
-206	-132	-13	+66	+139	+180	+200	+178	+149	+110	+94	47.4	July
-158	-137	-67	+40	+90	+116	+126	+142	+139	+118	+100	43.6	August
-198	-87	-57	-48	+19	+92	+112	+138	+131	+145	+140	46.0	September
-245	-194	-123	-63	+4	+44	+46	+77	+103	+123	+134	44.0	October
-229	-171	-77	-14	+8	+12	+66	+105	+101	+109	+111	39.7	November
-176	-157	-107	-45	-15	+2	+11	+18	+35	+46	+61	29.8	December
-177	-119	-51	+1	+53	+87	+94	+103	+102	+99	+91	40.6	Year
-156	-118	-74	-46	-20	-6	+6	+27	+40	+51	+70	30.8	Winter
-191	-124	-62	-14	+45	+95	+93	+109	+118	+121	+104	43.4	Equinox
-184	-116	-17	+64	+134	+172	+185	+172	+149	+125	+99	47.7	Summer
WEST COMPONENT (Unit 0.1γ)											γ	
+256	+226	+182	+109	+101	+40	-119	-172	-190	-150	-146	44.6	January
+264	+267	+231	+155	+89	+44	-15	-97	-80	-113	-95	41.4	February
+408	+400	+335	+232	+137	+49	+22	-13	-122	-221	-228	63.6	March
+447	+425	+346	+249	+162	+81	+42	+10	-54	-73	-129	72.5	April
+380	+388	+316	+208	+108	+45	+9	+28	+6	-11	-67	71.2	May
+331	+360	+305	+235	+157	+108	+68	+60	+6	-33	-72	68.8	June
+348	+346	+285	+212	+148	+100	+69	+43	+30	-5	-35	64.7	July
+493	+433	+293	+169	+71	-2	-6	-2	-26	-25	-49	84.0	August
+431	+398	+247	+116	+40	+17	-8	-34	-19	-18	-63	76.7	September
+329	+300	+238	+179	+104	+76	+35	-54	-57	-75	-105	59.0	October
+268	+255	+212	+200	+175	+107	+56	+3	-87	-143	-241	50.9	November
+189	+186	+174	+141	+112	+105	+58	-18	-74	-120	-124	31.3	December
+345	+332	+264	+184	+117	+64	+18	-21	-56	-82	-113	60.7	Year
+244	+233	+200	+151	+119	+74	-5	-71	-108	-131	-152	42.1	Winter
+404	+381	+291	+194	+111	+56	+23	-23	-63	-97	-131	67.9	Equinox
+388	+382	+300	+206	+121	+63	+35	+32	+4	-19	-56	72.2	Summer
VERTICAL COMPONENT (Unit 0.1γ)											γ	
-18	+29	+62	+83	+87	+105	+118	+101	+66	+31	+1	18.9	January
-41	+7	+51	+100	+100	+86	+78	+86	+60	+34	+3	19.4	February
-88	-11	+58	+122	+137	+148	+139	+125	+84	+28	-19	29.6	March
-84	+2	+65	+154	+196	+205	+188	+162	+109	+54	+31	35.9	April
-42	+75	+178	+227	+246	+216	+180	+123	+66	+10	-11	43.0	May
-113	-6	+87	+141	+186	+196	+168	+129	+87	+45	+9	40.2	June
-140	-41	+51	+93	+128	+137	+127	+99	+70	+34	+21	33.0	July
-121	-19	+87	+145	+164	+151	+131	+90	+54	+27	+12	35.9	August
-93	+17	+134	+144	+133	+109	+100	+81	+55	+38	+24	31.7	September
-82	-10	+50	+87	+100	+100	+101	+99	+68	+34	-3	23.6	October
-1	+59	+84	+108	+108	+132	+135	+106	+67	+43	0	23.9	November
-64	-13	+25	+53	+46	+49	+63	+77	+65	+54	+44	17.3	December
-74	+7	+78	+121	+136	+136	+127	+106	+71	+36	+9	29.4	Year
-31	+20	+55	+86	+85	+93	+98	+92	+65	+41	+12	19.9	Winter
-87	-1	+77	+127	+141	+140	+132	+117	+79	+38	+8	30.2	Equinox
-104	+2	+101	+151	+181	+175	+152	+110	+69	+29	+8	38.0	Summer

TABLE VI. - MEAN DIURNAL INEQUALITIES OF THE MAGNETIC ELEMENTS

International Quiet Days													
DECLINATION WEST (Unit 0.01)													
Month and Season, 1956	Universal Time. Hour commencing												
	0	1	2	3	4	5	6	7	8	9	10	11	12
January	-130	- 82	- 16	- 18	- 16	- 56	- 78	-118	-178	-156	- 58	+ 36	+220
February	-114	- 84	- 38	- 74	- 58	- 66	-100	-172	-270	-308	-140	+100	+250
March	- 65	- 89	- 93	- 99	-117	-143	-199	-363	-497	-447	-213	+141	+409
April	- 85	- 73	- 97	-135	-185	-245	-433	-683	-793	-595	-135	+347	+735
May	- 33	+ 11	- 39	-109	-209	-369	-595	-711	-661	-453	- 75	+323	+653
June	+ 12	+ 34	- 50	-196	-352	-492	-612	-676	-572	-336	- 54	+242	+506
July	- 80	-134	-192	-254	-340	-510	-606	-616	-542	-314	+ 30	+358	+630
August	-126	-124	-166	-236	-256	-416	-470	-486	-404	-172	+132	+428	+642
September	-152	-182	-218	-224	-234	-236	-360	-508	-598	-430	- 94	+312	+658
October	-125	-153	-181	-175	-155	-185	-205	-361	-501	-507	-291	+ 77	+389
November	-249	-181	-193	-107	-123	-163	-167	-247	-407	-429	-175	+197	+447
December	-161	-117	- 51	- 35	- 55	- 77	- 77	-101	-165	-263	-157	+ 35	+197
Year	-109	- 98	-111	-138	-175	-247	-325	-420	-466	-368	-102	+216	+478
Winter	-163	-116	- 74	- 58	- 63	- 91	-105	-159	-255	-289	-132	+ 92	+278
Equinox	-107	-124	-147	-158	-173	-202	-299	-479	-597	-495	-183	+219	+548
Summer	- 57	- 53	-112	-199	-289	-447	-571	-622	-545	-319	+ 8	+338	+608
INCLINATION (Unit 0.01)													
January	+ 19	+ 21	+ 19	+ 12	- 5	- 16	- 34	- 34	- 24	+ 13	+ 50	+ 50	+ 39
February	+ 10	+ 11	- 1	- 10	- 8	- 32	- 61	- 57	- 24	+ 15	+ 35	+ 62	+ 54
March	- 19	- 10	- 10	- 15	- 22	- 36	- 51	- 28	+ 33	+ 82	+117	+118	+ 74
April	- 36	- 35	- 22	- 22	- 45	- 44	- 21	+ 53	+133	+195	+218	+166	+ 71
May	- 30	- 17	- 7	0	- 5	+ 6	+ 36	+ 75	+110	+123	+ 96	+ 51	+ 26
June	- 6	- 17	+ 5	+ 22	+ 17	+ 24	+ 70	+116	+130	+ 99	+ 70	+ 17	- 30
July	- 8	+ 1	+ 4	- 8	- 15	+ 3	+ 48	+ 98	+116	+123	+110	+ 79	+ 57
August	- 7	- 1	+ 12	+ 8	0	+ 4	+ 42	+ 76	+118	+133	+ 91	+ 31	- 23
September	- 29	- 38	- 15	- 19	- 28	- 34	- 10	+ 37	+ 88	+153	+163	+119	+ 55
October	- 23	- 27	- 16	- 23	- 31	- 40	- 41	- 22	+ 27	+ 91	+161	+149	+110
November	- 78	- 43	- 31	- 18	- 29	- 39	- 48	- 35	+ 27	+ 78	+142	+180	+173
December	+ 11	+ 11	+ 8	+ 8	- 18	- 38	- 61	- 68	- 40	+ 23	+ 72	+108	+107
Year	- 16	- 12	- 5	- 5	- 16	- 20	- 11	+ 18	+ 58	+ 94	+110	+ 94	+ 59
Winter	- 9	0	- 1	- 2	- 15	- 31	- 51	- 48	- 15	+ 32	+ 75	+100	+ 93
Equinox	- 27	- 28	- 16	- 20	- 32	- 38	- 31	+ 10	+ 70	+130	+165	+138	+ 77
Summer	- 13	- 9	+ 3	+ 6	- 1	+ 9	+ 49	+ 91	+119	+119	+ 92	+ 44	+ 8
HORIZONTAL INTENSITY (Unit 0.1γ)													
January	- 31	- 29	- 23	- 11	+ 13	+ 25	+ 51	+ 49	+ 35	- 29	- 77	- 85	- 75
February	- 9	- 9	+ 7	+ 19	+ 17	+ 45	+ 85	+ 83	+ 39	- 33	- 79	-121	-103
March	+ 46	+ 32	+ 30	+ 38	+ 48	+ 68	+ 90	+ 62	- 34	-130	-218	-250	-186
April	+ 72	+ 76	+ 54	+ 56	+ 88	+ 94	+ 58	- 56	-202	-332	-410	-358	-216
May	+ 68	+ 50	+ 34	+ 26	+ 38	+ 28	- 18	- 94	-158	-208	-214	-178	-146
June	+ 28	+ 34	- 2	- 18	- 2	- 8	- 82	-164	-210	-200	-182	-118	- 50
July	+ 28	+ 14	+ 10	+ 28	+ 42	+ 16	- 60	-140	-192	-220	-220	-188	-164
August	+ 35	+ 25	+ 5	+ 13	+ 27	+ 19	- 41	-101	-179	-217	-185	-121	- 51
September	+ 72	+ 84	+ 48	+ 50	+ 60	+ 60	+ 40	- 26	-116	-224	-278	-248	-166
October	+ 58	+ 58	+ 42	+ 52	+ 62	+ 72	+ 72	+ 56	- 22	-136	-262	-274	-224
November	+121	+ 69	+ 49	+ 37	+ 53	+ 67	+ 75	+ 63	- 31	-125	-253	-323	-299
December	+ 1	- 5	+ 1	+ 1	+ 37	+ 63	+ 89	+ 93	+ 53	- 51	-129	-185	-181
Year	+ 41	+ 33	+ 21	+ 24	+ 40	+ 46	+ 30	- 15	- 85	-159	-209	-204	-155
Winter	+ 20	+ 6	+ 9	+ 12	+ 30	+ 50	+ 75	+ 72	+ 23	- 59	-135	-178	-165
Equinox	+ 62	+ 63	+ 43	+ 49	+ 65	+ 73	+ 65	+ 9	- 93	-206	-292	-283	-198
Summer	+ 40	+ 31	+ 12	+ 12	+ 26	+ 14	- 50	-125	-185	-211	-200	-151	-103

DECLINATION, INCLINATION AND HORIZONTAL INTENSITY

International Quiet Days

DECLINATION WEST (Unit 0'.01)											Range	Month and Season, 1956
Universal Time. Hour commencing												
13	14	15	16	17	18	19	20	21	22	23		
+340	+246	+162	+112	+ 84	+ 74	- 26	- 44	- 92	-112	-102	5.18	January
+340	+324	+250	+186	+130	+ 94	+ 52	- 2	- 62	-108	-124	6.48	February
+577	+507	+367	+173	+111	+ 77	+ 51	+ 23	+ 13	- 57	- 77	10.74	March
+841	+713	+483	+259	+ 97	+ 75	+ 23	+ 5	- 39	- 45	- 41	16.34	April
+759	+631	+433	+243	+ 65	- 45	- 27	+ 27	+ 69	+ 69	+ 37	14.70	May
+632	+646	+512	+330	+174	+ 74	+ 68	+ 82	+ 82	+ 78	-134	13.22	June
+736	+664	+500	+326	+142	+ 32	+ 56	+ 36	+ 16	+ 50	+ 4	13.52	July
+696	+566	+348	+100	- 64	- 54	+ 8	+ 40	+ 38	+ 4	- 26	11.82	August
+738	+652	+444	+210	+100	+ 86	+ 72	+ 32	+ 26	- 32	- 68	13.36	September
+547	+537	+395	+287	+227	+165	+127	+ 67	+ 45	+ 5	- 19	10.54	October
+513	+425	+351	+239	+201	+195	+101	+ 51	- 51	-119	-105	9.42	November
+335	+327	+261	+137	+ 69	+ 67	+ 59	+ 13	- 59	-101	- 79	5.98	December
+588	+520	+375	+217	+111	+ 70	+ 47	+ 27	- 1	- 31	- 61	10.94	Year
+382	+330	+256	+169	+121	+107	+ 47	+ 4	- 66	-110	-102	6.76	Winter
+676	+602	+422	+232	+134	+101	+ 68	+ 32	+ 11	- 32	- 51	12.74	Equinox
+706	+627	+448	+250	+ 79	+ 2	+ 26	+ 46	+ 51	+ 50	- 30	13.32	Summer
INCLINATION (Unit 0'.01)												
+ 23	+ 5	- 10	- 14	- 13	- 8	- 4	- 25	- 23	- 19	- 17	0.84	January
+ 40	+ 20	+ 3	+ 2	- 13	- 20	- 6	- 7	- 1	+ 4	- 8	1.23	February
+ 31	+ 22	+ 11	+ 20	+ 5	- 18	- 35	- 49	- 74	- 74	- 70	1.92	March
+ 10	- 41	- 68	- 74	- 39	- 47	- 61	- 71	- 68	- 69	- 81	2.99	April
+ 14	+ 10	- 15	- 44	- 59	- 53	- 62	- 66	- 75	- 63	- 52	1.98	May
- 12	- 24	- 41	- 38	- 42	- 28	- 60	- 93	- 77	- 52	- 43	2.23	June
+ 17	- 1	- 27	- 45	- 54	- 72	- 93	- 93	- 91	- 83	- 67	2.16	July
- 39	- 30	- 13	- 3	- 9	- 21	- 60	- 75	- 81	- 83	- 63	2.16	August
+ 28	- 7	+ 7	+ 2	- 19	- 42	- 62	- 79	- 84	- 90	- 90	2.53	September
+ 68	+ 46	+ 26	+ 5	- 33	- 61	- 64	- 60	- 74	- 81	- 81	2.42	October
+128	+ 90	+ 28	- 4	- 42	- 62	- 65	- 87	-104	- 87	- 75	2.84	November
+ 88	+ 67	+ 32	0	- 41	- 60	- 44	- 44	- 40	- 38	- 44	1.76	December
+ 33	+ 13	- 6	- 16	- 30	- 41	- 51	- 62	- 66	- 61	- 58	2.09	Year
+ 70	+ 45	+ 13	- 4	- 27	- 37	- 30	- 41	- 42	- 35	- 36	1.67	Winter
+ 34	+ 5	- 6	- 12	- 22	- 42	- 55	- 65	- 75	- 79	- 81	2.47	Equinox
- 5	- 11	- 24	- 32	- 41	- 44	- 69	- 82	- 81	- 70	- 56	2.13	Summer
HORIZONTAL INTENSITY (Unit 0.1Y)											Y	
- 43	- 1	+ 23	+ 27	+ 23	+ 17	+ 11	+ 43	+ 35	+ 25	+ 19	13.6	January
- 73	- 31	+ 1	+ 5	+ 31	+ 41	+ 19	+ 25	+ 13	+ 5	+ 19	20.6	February
-108	- 60	- 14	0	+ 16	+ 46	+ 76	+ 96	+126	+118	+106	37.6	March
- 90	+ 32	+106	+150	+104	+112	+132	+142	+128	+122	+136	56.0	April
- 88	- 38	+ 32	+ 90	+120	+106	+112	+114	+122	+106	+ 96	33.6	May
- 52	+ 6	+ 70	+ 90	+114	+100	+134	+180	+146	+ 96	+ 80	39.0	June
- 88	- 28	+ 48	+ 90	+122	+158	+174	+162	+156	+136	+112	39.4	July
- 7	+ 23	+ 27	+ 31	+ 39	+ 43	+103	+125	+131	+135	+111	35.2	August
-110	- 30	- 16	+ 2	+ 36	+ 68	+108	+130	+140	+152	+156	43.4	September
-152	-100	- 46	- 4	+ 56	+ 98	+102	+102	+122	+130	+130	40.4	October
-211	-133	- 33	+ 23	+ 77	+107	+113	+145	+167	+135	+111	49.0	November
-145	-101	- 41	+ 15	+ 65	+ 87	+ 69	+ 71	+ 63	+ 59	+ 69	27.8	December
- 97	- 38	+ 13	+ 43	+ 67	+ 82	+ 96	+111	+112	+102	+ 95	36.3	Year
-118	- 66	- 13	+ 17	+ 49	+ 63	+ 53	+ 71	+ 69	+ 56	+ 54	27.8	Winter
-115	- 40	+ 7	+ 37	+ 53	+ 81	+105	+117	+129	+131	+132	44.3	Equinox
- 59	- 9	+ 44	+ 75	+ 99	+102	+131	+145	+139	+118	+100	36.8	Summer

TABLE VI. - MEAN DIURNAL INEQUALITIES OF THE GEOGRAPHICAL

International Quiet Days

NORTH COMPONENT (Unit 0.1 γ)

Month and Season, 1956	Universal Time. Hour commencing												
	0	1	2	3	4	5	6	7	8	9	10	11	12
January	- 20	- 22	- 21	- 9	+ 14	+ 29	+ 57	+ 58	+ 49	- 16	- 71	- 87	- 92
February	0	- 2	+ 10	+ 25	+ 22	+ 50	+ 92	+ 96	+ 61	- 7	- 66	-128	-122
March	+ 51	+ 39	+ 37	+ 46	+ 57	+ 79	+105	+ 91	+ 7	- 92	-198	-259	-217
April	+ 78	+ 81	+ 61	+ 66	+102	+113	+ 93	0	-135	-280	-394	-382	-274
May	+ 70	+ 49	+ 37	+ 35	+ 55	+ 58	+ 31	- 35	-102	-169	-206	-202	-198
June	+ 27	+ 31	+ 2	- 2	+ 27	+ 32	- 31	-107	-161	-170	-176	-136	- 91
July	+ 34	+ 25	+ 26	+ 48	+ 69	+ 57	- 10	- 88	-146	-192	-220	-215	-214
August	+ 45	+ 35	+ 19	+ 32	+ 48	+ 53	- 3	- 60	-144	-201	-194	-155	-103
September	+ 84	+ 98	+ 65	+ 68	+ 78	+ 79	+ 69	+ 16	- 66	-186	-267	-271	-218
October	+ 68	+ 70	+ 56	+ 66	+ 74	+ 86	+ 88	+ 85	+ 19	- 93	-235	-277	-253
November	+140	+ 83	+ 64	+ 45	+ 62	+ 80	+ 88	+ 82	+ 3	- 89	-236	-336	-332
December	+ 14	+ 5	+ 5	+ 4	+ 41	+ 69	+ 94	+100	+ 66	- 29	-115	-186	-195
Year	+ 49	+ 41	+ 30	+ 35	+ 54	+ 65	+ 56	+ 20	- 46	-127	-198	-219	-192
Winter	+ 33	+ 16	+ 15	+ 16	+ 35	+ 57	+ 83	+ 84	+ 45	- 35	-122	-184	-185
Equinox	+ 70	+ 72	+ 55	+ 61	+ 78	+ 89	+ 89	+ 48	- 44	-163	-274	-297	-240
Summer	+ 44	+ 35	+ 21	+ 28	+ 50	+ 50	- 3	- 73	-138	-183	-199	-177	-152

WEST COMPONENT (Unit 0.1 γ)

January	- 75	- 49	- 12	- 11	- 7	- 26	- 34	- 56	- 91	- 88	- 43	+ 7	+107
February	- 63	- 47	- 19	- 37	- 29	- 29	- 41	- 80	-140	-171	- 87	+ 36	+119
March	- 28	- 43	- 46	- 48	- 56	- 67	- 94	-186	-273	-261	-148	+ 39	+193
April	- 35	- 28	- 44	- 64	- 87	-118	-225	-377	-458	-371	-134	+133	+364
May	- 8	+ 13	- 16	- 55	-107	-195	-324	-398	-380	-276	- 73	+147	+330
June	+ 11	+ 23	- 27	-108	-190	-267	-342	-389	-340	-211	- 56	+113	+265
July	- 39	- 70	-102	-133	-177	-273	-336	-353	-321	-202	- 17	+165	+315
August	- 63	- 63	- 89	-125	-134	-221	-260	-277	-245	-125	+ 43	+213	+339
September	- 71	- 86	-110	-113	-117	-118	-188	-278	-340	-265	- 92	+131	+330
October	- 59	- 74	- 91	- 87	- 74	- 89	-100	-186	-273	-294	-196	0	+176
November	-116	- 87	- 97	- 52	- 58	- 78	- 79	-124	-224	-250	-132	+ 58	+196
December	- 87	- 64	- 27	- 19	- 24	- 32	- 28	- 41	- 81	-149	-104	- 9	+ 79
Year	- 53	- 48	- 57	- 71	- 88	-126	-171	-229	-264	-222	- 87	+ 86	+234
Winter	- 85	- 62	- 39	- 30	- 29	- 41	- 45	- 75	-134	-165	- 91	+ 23	+125
Equinox	- 48	- 58	- 73	- 78	- 84	- 98	-152	-257	-336	-298	-143	+ 76	+266
Summer	- 25	- 24	- 59	-105	-152	-239	-315	-354	-332	-204	- 26	+160	+312

VERTICAL COMPONENT (Unit 0.1 γ)

January	- 5	+ 5	+ 13	+ 15	+ 13	+ 1	+ 1	- 3	- 3	- 21	- 5	- 25	- 37
February	+ 14	+ 16	+ 12	+ 8	+ 10	- 6	- 16	- 6	+ 6	- 26	- 60	- 66	- 52
March	+ 40	+ 38	+ 34	+ 36	+ 36	+ 34	+ 32	+ 46	+ 36	- 16	- 98	-168	-174
April	+ 43	+ 53	+ 47	+ 53	+ 49	+ 65	+ 63	+ 53	- 7	- 93	-193	-253	-253
May	+ 55	+ 57	+ 53	+ 61	+ 69	+ 87	+ 83	+ 43	+ 17	- 55	-161	-235	-247
June	+ 45	+ 19	+ 13	+ 33	+ 55	+ 63	+ 51	+ 21	- 37	-119	-179	-215	-221
July	+ 36	+ 36	+ 38	+ 38	+ 46	+ 48	+ 26	+ 14	- 42	- 84	-128	-162	-182
August	+ 56	+ 54	+ 54	+ 58	+ 64	+ 58	+ 50	+ 30	- 4	- 40	-112	-172	-196
September	+ 66	+ 62	+ 58	+ 50	+ 42	+ 22	+ 58	+ 68	+ 38	+ 10	- 80	-160	-192
October	+ 53	+ 41	+ 43	+ 39	+ 35	+ 29	+ 25	+ 53	+ 41	+ 1	- 49	-119	-137
November	+ 9	+ 9	+ 7	+ 23	+ 23	+ 21	+ 7	+ 25	+ 23	- 19	- 93	-123	- 93
December	+ 39	+ 27	+ 31	+ 29	+ 23	+ 13	- 7	- 19	- 15	- 39	- 49	- 55	- 47
Year	+ 38	+ 35	+ 34	+ 37	+ 39	+ 36	+ 31	+ 27	+ 4	- 42	-101	-146	-153
Winter	+ 14	+ 16	+ 16	+ 19	+ 17	+ 7	- 4	- 1	+ 3	- 26	- 52	- 67	- 57
Equinox	+ 51	+ 48	+ 46	+ 44	+ 41	+ 37	+ 45	+ 55	+ 27	- 24	-105	-175	-189
Summer	+ 48	+ 42	+ 39	+ 48	+ 58	+ 64	+ 52	+ 27	- 17	- 75	-145	-196	-212

COMPONENTS OF MAGNETIC INTENSITY

International Quiet Days

NORTH COMPONENT (Unit 0.1γ)											Range	Month and Season, 1956
Universal Time. Hour commencing											Y	
13	14	15	16	17	18	19	20	21	22	23	Y	
- 70	- 21	+ 10	+ 18	+ 16	+ 11	+ 13	+ 46	+ 42	+ 34	+ 27	15.0	January
-100	- 57	- 19	- 10	+ 20	+ 33	+ 15	+ 25	+ 18	+ 14	+ 29	22.4	February
-154	-101	- 44	- 14	+ 7	+ 39	+ 71	+ 93	+124	+121	+111	38.3	March
-158	- 27	+ 65	+127	+ 95	+105	+129	+140	+130	+124	+138	53.4	April
-149	- 89	- 4	+ 69	+113	+109	+113	+111	+115	+ 99	+ 91	32.1	May
-103	- 47	+ 27	+ 62	+ 99	+ 93	+127	+171	+138	+ 89	+ 90	34.7	June
-147	- 82	+ 7	+ 62	+109	+154	+168	+157	+153	+130	+110	38.8	July
- 64	- 23	- 2	+ 22	+ 44	+ 47	+101	+120	+126	+133	+112	33.4	August
-169	- 83	- 52	- 15	+ 27	+ 60	+101	+126	+136	+153	+160	43.1	September
-195	-143	- 78	- 27	+ 37	+ 83	+ 91	+ 95	+117	+128	+130	40.7	October
-251	-166	- 61	+ 3	+ 60	+ 90	+104	+139	+169	+143	+118	50.5	November
-171	-127	- 62	+ 4	+ 59	+ 81	+ 63	+ 69	+ 67	+ 67	+ 75	29.5	December
-144	- 80	- 18	+ 25	+ 57	+ 75	+ 91	+108	+111	+103	+ 99	36.0	Year
-148	- 93	- 33	+ 4	+ 39	+ 54	+ 49	+ 70	+ 74	+ 64	+ 62	29.4	Winter
-169	- 88	- 27	+ 18	+ 41	+ 72	+ 98	+113	+127	+132	+135	43.9	Equinox
-116	- 60	+ 7	+ 54	+ 91	+101	+127	+140	+133	+113	+101	34.7	Summer
WEST COMPONENT (Unit 0.1γ)											Y	
+177	+133	+ 91	+ 64	+ 49	+ 42	- 12	- 17	- 44	- 57	- 52	26.8	January
+172	+170	+135	+101	+ 75	+ 57	+ 31	+ 3	- 31	- 57	- 64	34.3	February
+295	+264	+196	+ 93	+ 62	+ 48	+ 39	+ 27	+ 26	- 13	- 26	56.8	March
+440	+389	+276	+162	+ 68	+ 57	+ 32	+ 24	- 2	- 6	- 2	89.8	April
+396	+335	+238	+145	+ 53	- 8	+ 2	+ 32	+ 56	+ 53	+ 34	79.4	May
+333	+349	+287	+191	+111	+ 55	+ 57	+ 71	+ 66	+ 56	- 60	73.8	June
+384	+354	+277	+189	+ 95	+ 41	+ 56	+ 44	+ 32	+ 47	+ 19	73.7	July
+374	+309	+192	+ 59	- 29	- 23	+ 20	+ 40	+ 40	+ 22	+ 3	65.1	August
+382	+347	+237	+114	+ 59	+ 57	+ 55	+ 37	+ 35	+ 6	- 13	72.2	September
+272	+275	+206	+154	+131	+104	+ 84	+ 51	+ 43	+ 22	+ 9	56.9	October
+245	+209	+184	+132	+120	+121	+ 71	+ 49	- 2	- 44	- 40	49.5	November
+159	+161	+135	+ 76	+ 47	+ 49	+ 42	+ 18	- 22	- 46	- 32	31.0	December
+302	+275	+204	+123	+ 70	+ 50	+ 40	+ 32	+ 16	- 1	- 19	59.1	Year
+188	+168	+136	+ 94	+ 73	+ 67	+ 33	+ 13	- 25	- 51	- 47	35.4	Winter
+347	+319	+229	+131	+ 80	+ 67	+ 52	+ 35	+ 25	+ 2	- 8	68.9	Equinox
+372	+337	+248	+146	+ 57	+ 16	+ 34	+ 47	+ 48	+ 45	- 1	73.0	Summer
VERTICAL COMPONENT (Unit 0.1γ)											Y	
- 19	+ 15	+ 17	+ 15	+ 7	+ 13	+ 11	+ 13	+ 1	- 9	- 15	5.4	January
- 32	- 2	+ 12	+ 18	+ 26	+ 24	+ 22	+ 32	+ 28	+ 24	+ 16	9.8	February
-144	- 62	+ 6	+ 70	+ 54	+ 44	+ 54	+ 52	+ 36	+ 16	+ 4	24.4	March
-173	- 67	+ 9	+ 89	+105	+ 97	+ 93	+ 83	+ 59	+ 43	+ 33	35.8	April
-155	- 53	+ 21	+ 55	+ 73	+ 61	+ 45	+ 35	+ 23	+ 27	+ 43	33.4	May
-161	- 69	+ 19	+ 75	+117	+133	+101	+ 93	+ 71	+ 43	+ 37	35.4	June
-144	- 68	+ 16	+ 54	+ 96	+116	+ 80	+ 54	+ 46	+ 28	+ 26	29.8	July
-150	- 50	+ 18	+ 60	+ 58	+ 26	+ 32	+ 28	+ 24	+ 24	+ 38	26.0	August
-156	- 92	- 14	+ 10	+ 16	+ 12	+ 36	+ 26	+ 32	+ 40	+ 50	26.0	September
-115	- 71	- 15	+ 7	+ 15	+ 15	+ 15	+ 29	+ 25	+ 19	+ 21	19.0	October
- 45	+ 3	+ 21	+ 41	+ 31	+ 33	+ 35	+ 35	+ 27	+ 11	- 3	16.4	November
- 31	- 1	+ 15	+ 33	+ 9	- 5	+ 7	+ 11	+ 7	+ 5	+ 7	9.4	December
-110	- 43	+ 10	+ 44	+ 51	+ 47	+ 44	+ 41	+ 32	+ 23	+ 21	22.6	Year
- 32	+ 4	+ 16	+ 27	+ 18	+ 16	+ 19	+ 23	+ 16	+ 8	+ 1	10.2	Winter
-147	- 73	- 3	+ 44	+ 48	+ 42	+ 49	+ 48	+ 38	+ 30	+ 27	26.3	Equinox
-152	- 60	+ 18	+ 61	+ 86	+ 84	+ 65	+ 52	+ 41	+ 30	+ 36	31.2	Summer

TABLE VII. - MEAN DIURNAL INEQUALITIES OF THE MAGNETIC ELEMENTS

International Disturbed Days

DECLINATION WEST (Unit 0'.01)

Month and Season, 1956	Universal Time. Hour commencing												
	0	1	2	3	4	5	6	7	8	9	10	11	12
January	-344	-160	-120	-316	-40	+68	+28	+166	+104	+92	+220	+436	+566
February	-401	-389	-345	-111	-191	-83	+23	+1	-109	-131	-61	+201	+453
March	-768	-412	-528	-594	-370	-216	-184	-244	-110	-86	+154	+606	+938
April	-774	-888	-812	-860	-952	-326	-540	-116	+46	-36	+428	+888	+928
May	-708	-776	-500	-292	-110	+240	-292	-334	-422	-148	+152	+448	+768
June	-422	-244	-382	-250	-224	-64	-370	-496	-548	-354	-2	+300	+492
July	-368	-328	-204	-250	-310	-494	-458	-454	-370	-76	+198	+412	+638
August	-29	-425	-473	-225	-297	-411	-469	-469	-389	-191	+159	+563	+927
September	-108	-130	-282	-374	-200	-40	-428	-664	-708	-210	+192	+720	+908
October	-543	-493	-429	-213	-7	+107	+17	-203	-403	-263	+75	+487	+789
November	-662	-340	-308	-632	-100	-82	+198	+144	-172	-58	+150	+372	+556
December	-329	-255	-233	-129	-207	-185	-155	-25	-41	-153	-175	+139	+357
Year	-455	-403	-385	-354	-251	-124	-219	-225	-260	-135	+124	+464	+693
Winter	-434	-286	-252	-297	-135	-70	+24	+71	-54	-63	+33	+287	+483
Equinox	-548	-481	-513	-510	-382	-119	-284	-307	-294	-149	+212	+675	+891
Summer	-382	-443	-390	-254	-235	-182	-397	-438	-432	-192	+127	+431	+706

INCLINATION (Unit 0'.01)

January	-116	-87	-130	-151	-222	-334	-248	-209	-103	-9	+76	+95	+141
February	-123	-107	-158	-154	-201	-173	-202	-44	+12	+52	+64	+88	+81
March	-79	-68	-168	-164	-136	-154	-185	-118	-74	-14	+122	+116	+143
April	-18	-128	-188	-118	-109	-85	+13	+108	+163	+264	+306	+219	+137
May	-141	-288	-270	-291	-318	-116	+35	+168	+304	+321	+307	+316	+253
June	-147	-146	-184	-165	-39	-29	+38	+110	+157	+211	+202	+212	+212
July	-94	-81	-88	-67	-87	-82	+7	+68	+207	+193	+200	+132	+81
August	-220	-243	-216	-192	-185	-140	-44	+34	+134	+228	+304	+210	+77
September	-177	-201	-201	-223	-269	-171	-204	-42	+165	+246	+256	+188	+120
October	-175	-173	-190	-191	-200	-246	-232	-162	-23	+75	+114	+89	+104
November	0	-21	-201	-242	-291	-232	-213	-135	+74	+206	+151	+229	+262
December	+11	-3	-35	-52	-89	-88	-118	-110	-94	-81	-55	+35	+120
Year	-107	-129	-169	-168	-179	-154	-113	-28	+77	+141	+171	+161	+144
Winter	-57	-54	-131	-150	-201	-207	-195	-125	-28	+42	+59	+112	+151
Equinox	-112	-143	-187	-174	-178	-164	-152	-53	+58	+143	+200	+153	+126
Summer	-151	-189	-190	-179	-157	-92	+9	+95	+200	+238	+253	+217	+156

HORIZONTAL INTENSITY (Unit 0.1γ)

January	+129	+57	+133	+163	+281	+403	+289	+247	+97	-29	-137	-161	-217
February	+131	+111	+185	+167	+229	+187	+229	+3	-81	-141	-169	-191	-159
March	+55	+1	+157	+167	+133	+173	+213	+121	+57	-53	-263	-247	-263
April	-33	+85	+57	-145	-69	-59	-185	-283	-343	-455	-471	-293	-139
May	+45	+257	+191	+205	+261	-61	-275	-423	-583	-563	-525	-495	-323
June	+169	+115	+177	+153	-27	-31	-115	-197	-259	-361	-373	-399	-373
July	+125	+103	+125	+91	+125	+119	-21	-127	-357	-343	-365	-275	-205
August	+211	+235	+229	+205	+207	+167	+49	-65	-225	-399	-525	-389	-185
September	+256	+286	+250	+246	+296	+116	+158	-58	-366	-468	-474	-354	-226
October	+193	+183	+209	+211	+223	+307	+301	+217	+13	-147	-227	-189	-189
November	+3	-31	+193	+213	+283	+181	+193	+111	-179	-349	-243	-349	-353
December	+7	+19	+51	+65	+111	+107	+147	+131	+107	+85	+35	-107	-219
Year	+108	+118	+163	+145	+171	+134	+82	-27	-177	-269	-311	-287	-238
Winter	+67	+39	+140	+152	+226	+219	+214	+123	-14	-109	-128	-202	-237
Equinox	+118	+139	+168	+120	+146	+134	+122	-1	-160	-281	-359	-271	-204
Summer	+138	+177	+181	+163	+141	+49	-91	-203	-356	-416	-447	-389	-272

DECLINATION, INCLINATION AND HORIZONTAL INTENSITY

International Disturbed Days

DECLINATION WEST (Unit 0.'01)											Range	Month and Season, 1956
Universal Time. Hour commencing												
13	14	15	16	17	18	19	20	21	22	23		
+608	+550	+524	+320	+254	- 6	-680	-792	-622	-480	-376	14.00	January
+659	+699	+827	+667	+363	+ 45	-141	-689	-387	-451	-439	15.16	February
+1168	+1136	+832	+662	+314	- 38	+ 18	- 18	-494	-888	-874	20.56	March
+1020	+990	+872	+746	+612	+154	+142	- 40	-314	-396	-762	19.72	April
+938	+1020	+782	+428	+ 64	-126	-242	- 34	-224	-134	-492	17.96	May
+668	+764	+624	+450	+232	+176	+ 76	+ 44	- 80	-190	-190	13.12	June
+778	+674	+528	+384	+222	+106	- 10	- 66	- 18	-232	-304	12.72	July
+1085	+1025	+601	+299	+137	-245	-311	-197	-255	-155	-257	15.58	August
+996	+960	+432	+ 22	- 98	-222	-200	-260	-102	-108	-104	17.04	September
+809	+641	+649	+615	+249	+253	+ 83	-477	-555	-503	-695	15.04	October
+616	+480	+450	+506	+398	+326	+296	+ 10	-444	-632	-1076	16.92	November
+481	+367	+419	+323	+313	+299	+181	- 25	-151	-425	-391	9.06	December
+819	+775	+628	+452	+255	+ 60	- 66	-212	-304	-383	-497	15.57	Year
+591	+524	+555	+454	+332	+166	- 86	-374	-401	-497	-571	13.78	Winter
+998	+932	+696	+513	+269	+ 37	+ 11	-199	-366	-474	-609	18.09	Equinox
+867	+871	+634	+390	+164	- 22	-122	- 63	-144	-178	-311	14.84	Summer

INCLINATION (Unit 0.'01)

+106	+ 89	+ 93	+102	+128	+195	+178	+153	+147	+ 95	+ 5	5.29	January
+ 79	+ 38	+100	+221	+182	+ 85	+ 58	+118	+ 22	+ 4	- 45	4.23	February
+ 94	+109	+104	+ 94	+100	+ 85	+109	+ 70	+ 29	- 46	+ 39	3.28	March
+ 33	+ 49	- 15	- 44	-146	-156	-134	- 24	+ 1	- 53	- 76	4.94	April
+248	+104	+ 79	- 16	-149	- 31	- 47	-104	- 64	-221	- 74	6.39	May
+124	+ 62	- 64	+ 2	+ 25	- 66	- 93	-125	- 91	-106	- 96	3.96	June
+ 99	+142	+ 42	- 5	- 76	-129	-137	-110	-102	- 59	- 54	3.44	July
+ 36	+101	+ 82	+123	+ 44	+ 4	+ 74	+ 8	- 72	- 82	- 67	5.47	August
+101	- 7	+141	+282	+125	+ 49	+ 37	- 26	- 66	- 74	- 59	5.51	September
+131	+152	+126	+ 90	+109	+116	+141	+162	+150	+ 60	- 32	4.08	October
+217	+198	+ 78	- 32	- 19	+ 19	+ 31	- 30	- 38	- 22	+ 13	5.53	November
+138	+140	+123	+ 60	+ 27	+ 3	+ 5	- 10	+ 35	+ 41	+ 2	2.58	December
+117	+ 98	+ 74	+ 73	+ 29	+ 14	+ 18	+ 7	- 4	- 39	- 37	4.56	Year
+135	+116	+ 98	+ 88	+ 80	+ 75	+ 68	+ 58	+ 42	+ 29	- 6	4.41	Winter
+ 90	+ 76	+ 89	+106	+ 47	+ 23	+ 38	+ 45	+ 29	- 28	- 32	4.45	Equinox
+127	+102	+ 35	+ 26	- 39	- 55	- 51	- 83	- 82	-117	- 73	4.82	Summer

HORIZONTAL INTENSITY (Unit 0.1γ)

HORIZONTAL INTENSITY (Unit 0.1γ)											Y	Month and Season, 1956
-135	- 67	- 61	- 71	-103	-183	-165	-151	-177	-119	- 15		
-127	- 23	- 75	-167	-125	- 17	+ 3	- 79	+ 27	+ 17	+ 63	42.0	February
-143	-117	- 53	+ 19	+ 21	+ 51	- 13	+ 5	+ 21	+ 65	-117	47.6	March
+ 63	+ 53	+109	+245	+419	+455	+387	+207	+125	+137	+137	92.6	April
-223	+ 83	+211	+377	+543	+285	+261	+273	+143	+281	+ 43	112.6	May
-201	- 45	+221	+149	+127	+239	+245	+263	+187	+189	+141	66.2	June
-207	-217	- 19	+ 75	+199	+287	+285	+227	+191	+105	+ 81	65.2	July
- 71	-103	+ 23	- 23	+ 93	+157	+ 29	+ 73	+141	+111	+ 55	76.0	August
-144	+120	+ 30	-238	- 20	+ 58	+ 48	+112	+136	+138	+110	77.0	September
-199	-187	-125	- 55	- 59	- 61	- 93	-125	-137	- 59	- 1	53.4	October
-247	-203	- 33	+135	+127	+105	+107	+161	+115	+ 73	- 23	63.6	November
-231	-195	-157	- 61	- 17	+ 23	+ 29	+ 59	- 9	- 17	+ 27	37.8	December
-155	- 75	+ 6	+ 32	+100	+117	+ 94	+ 85	+ 64	+ 77	+ 42	66.3	Year
-185	-122	- 81	- 41	- 30	- 18	- 7	- 2	- 11	- 12	+ 13	51.3	Winter
-106	- 33	- 10	- 8	+ 90	+126	+ 82	+ 50	+ 36	+ 70	+ 32	67.6	Equinox
-175	- 70	+109	+144	+240	+242	+205	+209	+166	+172	+ 80	80.0	Summer

TABLE VII. - MEAN DIURNAL INEQUALITIES OF THE GEOGRAPHICAL

International Disturbed Days

NORTH COMPONENT (Unit 0.1γ)

Month and Season, 1956	Universal Time. Hour commencing												
	0	1	2	3	4	5	6	7	8	9	10	11	12
January	+156	+ 69	+141	+187	+281	+393	+284	+231	+ 87	- 36	-153	-195	-261
February	+162	+142	+211	+174	+242	+192	+225	+ 3	- 71	-129	-162	-205	-194
March	+117	+ 35	+198	+214	+162	+189	+226	+140	+ 65	- 45	-273	-294	-337
April	+ 31	+157	+123	- 73	+ 10	- 32	-140	-270	-343	-447	-501	-362	-213
May	+102	+318	+230	+227	+267	- 80	-248	-391	-542	-545	-532	-526	-382
June	+202	+134	+206	+172	- 8	- 25	- 84	-154	-211	-328	-369	-419	-409
July	+154	+129	+140	+110	+149	+158	+ 17	- 89	-323	-333	-377	-306	-255
August	+211	+267	+265	+221	+229	+199	+ 87	- 26	-191	-379	-532	-431	-259
September	+262	+293	+270	+274	+309	+118	+191	- 3	-304	-446	-484	-409	-298
October	+235	+221	+242	+226	+221	+295	+296	+231	+ 46	-124	-231	-227	-251
November	+ 57	- 3	+216	+262	+288	+186	+175	+ 98	-163	-340	-253	-376	-395
December	+ 34	+ 40	+ 69	+ 75	+127	+121	+158	+132	+109	+ 97	+ 49	-117	-246
Year	+144	+150	+193	+172	+190	+143	+ 99	- 8	-153	-255	-318	-322	-292
Winter	+102	+ 62	+159	+175	+235	+223	+210	+116	- 9	-102	-130	-223	-274
Equinox	+161	+177	+208	+160	+176	+142	+143	+ 24	-134	-266	-372	-323	-275
Summer	+167	+212	+210	+182	+159	+ 63	- 57	-165	-317	-396	-452	-420	-326

WEST COMPONENT (Unit 0.1γ)

January	-166	- 78	- 45	-146	+ 21	+ 97	+ 58	+127	+ 71	+ 45	+ 98	+211	+273
February	-197	-193	-158	- 35	- 69	- 17	+ 47	+ 1	- 71	- 92	- 58	+ 80	+220
March	-406	-222	-261	-295	-180	- 91	- 67	-113	- 51	- 54	+ 44	+290	+466
April	-422	-466	-429	-486	-524	-185	-319	-105	- 27	- 88	+160	+435	+480
May	-375	-380	-241	-127	- 20	+120	-199	-244	-315	-164	+ 3	+167	+366
June	-202	-114	-179	-112	-125	- 39	-217	-297	-334	-245	- 57	+102	+209
July	-180	-161	- 91	-121	-148	-249	-250	-264	-253	- 92	+ 52	+181	+313
August	+ 16	-194	-221	- 91	-129	-197	-246	-263	-244	-163	+ 7	+245	+472
September	- 20	- 27	-115	-165	- 63	- 4	-207	-367	-437	-183	+ 32	+335	+456
October	-264	-238	-200	- 83	+ 30	+104	+ 54	- 77	-215	-164	+ 6	+234	+397
November	-357	-188	-137	-309	- 11	- 17	+136	+ 94	-120	- 84	+ 44	+148	+247
December	-176	-135	-118	- 60	- 95	- 84	- 62	+ 6	- 6	- 70	- 89	+ 59	+160
Year	-229	-200	-183	-169	-109	- 47	-106	-125	-167	-113	+ 20	+207	+338
Winter	-224	-149	-115	-137	- 39	- 5	+ 45	+ 57	- 31	- 50	- 1	+124	+225
Equinox	-278	-238	-251	-257	-184	- 44	-135	-166	-183	-122	+ 60	+323	+450
Summer	-185	-212	-183	-113	-105	- 91	-228	-267	-286	-166	+ 1	+174	+340

VERTICAL COMPONENT (Unit 0.1γ)

January	-104	-168	-142	-144	-120	-224	-190	-152	-132	- 98	- 54	- 44	- 12
February	-124	-112	-118	-146	-166	-166	-168	-146	-146	-146	-170	-136	- 86
March	-146	-232	-220	-180	-162	-134	-148	-128	-126	-172	-186	-170	-114
April	-139	-247	-519	-745	-537	-431	-381	-281	-229	-139	- 29	+ 81	+153
May	-384	-404	-494	-534	-496	-542	-514	-396	-296	-190	-150	- 50	+130
June	-117	-241	-229	-219	-197	-171	-135	- 75	- 55	-103	-163	-187	-129
July	- 35	- 43	- 15	- 23	- 13	- 7	- 23	- 57	-109	-125	-153	-179	-193
August	-272	-298	-218	-190	-160	- 98	- 40	- 34	- 58	-132	-162	-174	-160
September	- 20	- 34	-116	-202	-246	-324	-342	-280	-276	-232	-210	-166	-106
October	-160	-174	-176	-172	-176	-140	-108	- 60	- 50	- 80	-130	-130	- 76
November	+ 8	-146	-248	-346	-352	-386	-290	-212	-158	- 94	- 38	- 14	+ 92
December	+ 53	+ 33	- 3	- 29	- 53	- 57	- 67	- 79	- 79	- 85	-111	-125	- 91
Year	-120	-172	-208	-244	-223	-223	-201	-158	-143	-133	-130	-108	- 49
Winter	- 42	- 98	-128	-166	-173	-208	-179	-147	-129	-106	- 93	- 80	- 24
Equinox	-116	-172	-258	-325	-280	-257	-245	-187	-170	-156	-139	- 96	- 36
Summer	-202	-246	-239	-241	-216	-204	-178	-140	-130	-137	-157	-148	- 88

COMPONENTS OF MAGNETIC INTENSITY

International Disturbed Days

NORTH COMPONENT (Unit 0.1γ)

Range

Universal Time. Hour commencing

Month
and
Season,
1956

13	14	15	16	17	18	19	20	21	22	23	Y	
-183	-111	-103	-96	-123	-180	-108	-85	-124	-78	+16	65.4	January
-179	-80	-142	-220	-153	-20	+14	-22	+58	+54	+98	46.2	February
-237	-209	-120	-35	-5	+54	-14	+6	+61	+137	-44	56.3	March
-21	-28	+37	+181	+364	+437	+371	+208	+149	+168	+198	93.8	April
-297	-1	+145	+338	+532	+292	+278	+273	+160	+289	+83	107.7	May
-253	-107	+168	+111	+107	+222	+236	+257	+191	+202	+155	67.6	June
-268	-270	-62	+43	+179	+275	+283	+230	+190	+123	+105	66.0	July
-159	-186	-26	-47	+81	+175	+54	+88	+160	+122	+75	79.9	August
-224	+40	-6	-237	-12	+75	+64	+132	+143	+145	+117	79.3	September
-263	-237	-177	-105	-79	-81	-99	-85	-90	-17	+56	55.9	October
-295	-240	-69	+92	+93	+77	+82	+158	+150	+124	+65	68.3	November
-268	-223	-190	-87	-42	-2	+14	+60	+3	+18	+59	42.6	December
-221	-138	-45	-5	+79	+110	+98	+102	+88	+107	+82	69.1	Year
-231	-164	-126	-78	-56	-31	0	+28	+22	+29	+60	55.6	Winter
-186	-109	-66	-49	+67	+121	+80	+65	+66	+108	+82	71.3	Equinox
-244	-141	+56	+111	+225	+241	+213	+212	+175	+184	+104	80.3	Summer

WEST COMPONENT (Unit 0.1γ)

Y

+308	+287	+273	+162	+122	-31	-391	-450	-362	-277	-205	75.8	January
+336	+374	+435	+335	+177	+22	-76	-383	-205	-241	-227	81.8	February
+608	+595	+441	+360	+172	-13	+8	-9	-263	-469	-489	109.7	March
+560	+542	+487	+439	+393	+151	+134	+9	-151	-193	-390	108.4	April
+472	+563	+453	+287	+116	-25	-91	+23	-99	-30	-259	94.3	May
+330	+405	+370	+265	+144	+131	+78	+63	-15	-74	-81	73.9	June
+389	+331	+282	+218	+150	+100	+37	-2	+19	-109	-152	65.3	July
+574	+537	+328	+158	+88	-109	-163	-95	-116	-67	-130	83.7	August
+516	+536	+237	-24	-56	-111	-101	-123	-35	-38	-40	97.3	September
+406	+318	+331	+323	+125	+127	+31	-276	-320	-280	-375	78.1	October
+295	+228	+238	+293	+233	+192	+176	+30	-222	-330	-584	87.9	November
+225	+169	+202	+165	+166	+165	+102	-5	-83	-232	-207	45.7	December
+418	+407	+340	+248	+153	+50	-21	-102	-154	-195	-262	83.5	Year
+291	+264	+287	+239	+175	+87	-47	-202	-218	-270	-306	72.8	Winter
+522	+498	+374	+274	+159	+39	+18	-100	-192	-245	-324	98.4	Equinox
+441	+459	+358	+232	+124	+24	-35	-3	-53	-70	-156	79.3	Summer

VERTICAL COMPONENT (Unit 0.1γ)

Y

+56	+154	+182	+190	+206	+252	+234	+182	+100	+52	-18	47.6	January
-20	+80	+174	+378	+342	+254	+208	+226	+138	+52	-10	54.8	February
-4	+106	+238	+370	+396	+412	+346	+254	+148	-10	-136	64.4	March
+259	+291	+199	+413	+463	+511	+431	+395	+291	+133	+53	125.6	April
+344	+550	+760	+816	+738	+552	+442	+270	+108	-114	-156	135.8	May
-35	+109	+291	+353	+379	+325	+245	+175	+119	+71	-5	62.0	June
-135	-9	+101	+157	+197	+217	+185	+143	+89	+37	+1	41.0	July
-40	+110	+338	+372	+368	+378	+324	+196	+76	-26	-104	67.6	August
+16	+254	+556	+424	+386	+302	+240	+168	+86	+62	+50	89.8	September
-8	+94	+146	+186	+242	+260	+274	+270	+202	+72	-112	45.0	October
+180	+216	+194	+202	+228	+308	+354	+270	+136	+94	-8	74.0	November
-55	+33	+61	+67	+53	+65	+83	+103	+101	+103	+71	22.8	December
+46	+166	+270	+327	+333	+320	+281	+221	+133	+44	-31	69.2	Year
+40	+121	+153	+209	+207	+220	+220	+195	+119	+75	+9	49.8	Winter
+66	+186	+285	+348	+372	+371	+323	+272	+182	+64	-36	81.2	Equinox
+33	+190	+372	+424	+420	+368	+299	+196	+99	-8	-66	76.6	Summer

TABLE VIII. - NON-CYCLIC CHANGE (24^h minus 0^h)

Month 1956	All Days			Quiet Days			Disturbed Days		
	Declina- tion West	Hori- zontal Inten- sity	Verti- cal Inten- sity	Declina- tion West	Hori- zontal Inten- sity	Verti- cal Inten- sity	Declina- tion West	Hori- zontal Inten- sity	Verti- cal Inten- sity
	'	Y	Y	'	Y	Y	'	Y	Y
January	+0.02	-0.4	+0.2	+0.94	+5.6	-2.6	+0.02	- 5.4	+ 0.8
February	+0.06	+0.4	-0.0	-0.14	+2.0	-0.6	-0.90	-11.2	+ 5.6
March	-0.09	-0.0	+0.5	+0.10	+5.0	-3.6	+1.58	-22.4	+ 0.2
April	+0.14	-0.2	-0.1	+0.04	+4.6	-1.0	-0.36	+ 6.8	+14.2
May	-0.11	+0.9	+0.1	+0.70	+4.0	-1.8	+0.84	- 1.0	+11.2
June	+0.05	-0.3	-0.1	-1.18	+1.2	-2.0	+1.16	- 6.2	+ 5.4
July	+0.02	+0.3	-0.1	+0.36	+8.2	-1.0	-0.58	-11.2	- 3.0
August	0.00	+0.0	+0.3	+0.28	+5.8	-0.6	-0.26	-13.2	+ 4.0
September	-0.12	-0.2	-0.2	+0.06	+7.0	-2.0	0.00	-14.8	+ 6.6
October	-0.17	+0.1	-0.0	+0.74	+5.4	-2.8	-1.62	-16.6	+ 5.4
November	+0.18	-0.1	+0.5	+1.34	+0.4	-1.2	-1.58	-12.4	- 0.8
December	-0.01	+0.3	-0.3	+1.18	+7.6	-4.8	-2.52	+ 1.6	- 0.8
Year	+0.37	+4.7	-2.0	-0.35	- 8.8	+ 4.1

TABLE IX. - MEAN MONTHLY AND ANNUAL VALUES OF GEOMAGNETIC ELEMENTS

Month 1956	Declination	Inclination	Horizontal	North	West	Vertical	Total
	West		Intensity	Intensity	Intensity	Intensity	Intensity
	o /	o /	c.g.s.	c.g.s.	c.g.s.	c.g.s.	c.g.s.
January	8 39.6	66 37.8	.18739	.18526	.02821	.43366	.47242
February	8 39.4	66 37.4	.18745	.18532	.02821	.43366	.47244
March	8 38.2	66 38.2	.18736	.18524	.02813	.43372	.47246
April	8 37.8	66 37.7	.18741	.18529	.02812	.43369	.47245
May	8 37.3	66 37.9	.18744	.18532	.02810	.43379	.47256
June	8 36.8	66 36.7	.18760	.18548	.02810	.43376	.47259
July	8 36.5	66 36.5	.18762	.18550	.02808	.43374	.47258
August	8 36.4	66 36.6	.18760	.18548	.02807	.43373	.47256
September	8 35.6	66 37.6	.18749	.18539	.02801	.43382	.47260
October	8 35.3	66 37.3	.18752	.18542	.02800	.43379	.47259
November	8 34.3	66 38.3	.18742	.18533	.02793	.43390	.47264
December	8 34.4	66 36.7	.18764	.18534	.02797	.43383	.47267
Year	8 36.8	66 37.4	.18750	.18538	.02808	.43376	.47255

TABLE X(A). - MEAN ANNUAL VALUES OF MAGNETIC ELEMENTS
DETERMINED AT THE ROYAL OBSERVATORY, GREENWICH,
BETWEEN THE YEARS 1818-1925

Year	Declination		Horizontal Intensity	Vertical Intensity	Dip		Year	Declination		Horizontal Intensity	Vertical Intensity	Dip	
	West				c.g.s.	c.g.s.		o	'			o	'
1818	24	19	†	1882	18	22.3	0.1806	0.4375	67	34.2
1819	24	21	1883	18	15.0	0.1812	0.4381	67	31.7
1820	24	21	1884	18	7.6	0.1814	0.4379	67	29.7
1841	23	16.2	1885	18	1.7	0.1817	0.4380	67	28.0
1842	23	14.6	1886	17	54.5	0.1818	0.4377	67	27.1
1843	23	11.7	69	0.6	1887	17	49.1	0.1819	0.4380	67	26.6
1844	23	15.3	69	0.3	1888	17	40.4	0.1822	0.4383	67	25.6
1845	22	56.7	68	57.5	1889	17	34.9	0.1823	0.4380	67	24.3
1846	22	49.6	0.1731	..	68	58.1	1890	17	28.6	0.1825	0.4381	67	23.0
1847	22	51.3	0.1736	..	68	59.0	1891	17	23.4	0.1827	0.4380	67	21.5
1848	22	51.8	0.1731	..	68	54.7	1892	17	17.4	0.1829	0.4379	67	20.0
1849	22	37.8	0.1733	..	68	51.3	1893	17	11.4	0.1831	0.4373	67	17.9
1850	22	23.5	0.1738	..	68	46.9	1894	17	4.6	0.1831	0.4374	67	17.4
1851	22	18.3	0.1744	..	68	40.4	1895	16	57.4	0.1834	0.4378	67	16.1
1852	22	17.9	0.1745	..	68	42.7	1896	16	51.7	0.1835	0.4382	67	15.1
1853	22	10.1	0.1748	..	68	44.6	1897	16	45.8	0.1838	0.4377	67	13.5
1854	22	0.8	0.1749	..	68	47.7	1898	16	39.2	0.1840	0.4377	67	12.1
1855	21	48.4	0.1756	..	68	44.6	1899	16	34.2	0.1843	0.4380	67	10.5
1856	21	43.5	0.1759	..	68	43.5	1900	16	29.0	0.1846	0.4380	67	8.8
1857	21	35.4	0.1769	..	68	31.1	1901	16	26.0	0.1850	0.4381	67	6.4
1858	21	30.3	0.1762	..	68	28.3	1902	16	22.8	0.1852	0.4377	67	3.8
1859	21	23.5	0.1761	..	68	26.9	1903	16	19.1	0.1852	0.4368	67	1.2
1860	21	14.3	68	30.1	1904	16	15.0	0.1854	0.4359	66	57.6
1861	21	5.5	0.1773	..	68	24.6	1905	16	9.9	0.1854	0.4355	66	56.3
1861			0.1759	..	68	15.8	1906	16	3.6	0.1854	0.4353	66	55.6
1862	20	52.6	0.1763	0.4403	68	9.6	1907	15	59.8	0.1855	0.4357	66	56.2
1863	20	45.9	0.1764	0.4396	68	7.0	1908	15	53.5	0.1854	0.4356	66	56.3
1864	0.1767	0.4393	68	4.1	1909	15	47.6	0.1854	0.4348	66	54.1
1865	20	33.9	0.1767	0.4388	68	2.7	1910	15	41.2	0.1855	0.4345	66	52.8
1866	20	28.0	0.1773	0.4397	68	1.3	1911	15	33.0	0.1855	0.4342	66	52.1
1867	20	20.5	0.1777	0.4392	67	57.2	1912	15	24.3	0.1855	0.4340	66	51.8
1868	20	13.1	0.1779	0.4395	67	56.5	1913	15	15.2	0.1853	0.4333	66	50.5
1869	20	4.1	0.1782	0.4396	67	54.8							
1870	19	53.0	0.1784	0.4392	67	52.5	1914	15	6.3	0.1853	0.4333	66	50.8
1871	19	41.9	0.1786	0.4389	67	50.3	1915	14	56.5	0.1851	0.4331	66	51.6
1872	19	36.8	0.1789	0.4383	67	47.8	1916	14	46.9	0.1848	0.4326	66	52.2
1873	19	33.4	0.1793	0.4386	67	45.8	1917	14	37.1	0.1848	0.4330†	66	53.0
1874	19	28.9	0.1797	0.4387	67	43.6	1918	14	27.8	0.1846	0.4325	66	52.8
1875	19	21.2	0.1797	0.4383	67	42.4	1919	14	18.2	0.1845	0.4324	66	53.3
1876	19	8.3	0.1799	0.4383	67	41.0	1920	14	8.6	0.1845	0.4325	66	53.6
1877	18	57.2	0.1800	0.4381	67	39.7	1921	13	57.6	0.1845	0.4322	66	53.0
1878	18	49.3	0.1802	0.4382	67	38.2	1922	13	46.7	0.1844	0.4318	66	52.3
1879	18	40.5	0.1805	0.4382	67	37.0	1923	13	35.1	0.1843	0.4314	66	51.9
1880	18	32.6	0.1805	0.4380	67	35.7	1924	13	22.8	0.1843	0.4311	66	51.6
1881	18	27.1	0.1807	0.4379	67	34.7	1925	13	9.9	0.1841	0.4308	66	51.4

TABLE X(B). - MEAN ANNUAL VALUES OF MAGNETIC ELEMENTS
DETERMINED AT THE ABINGER MAGNETIC STATION,
FOR THE YEARS 1925-1956

Year	Declination		Horizontal Intensity	Vertical Intensity	Inclination		Year	Declination		Horizontal Intensity	Vertical Intensity	Inclination	
	West				c.g.s.	c.g.s.		o	'			o	'
1925	13	22.7	0.18597	0.42946	66	35.1	1941	10	33.8	0.18539	0.43128	66	44.3
1926	13	10.4	0.18581	0.42947	66	36.3	1942	10	24.8	0.18554	0.43146	66	43.9
1927	12	58.4	0.18575	0.42932	66	36.2	1943	10	16.2	0.18556	0.43172	66	44.5
1928	12	47.0	0.18564	0.42941	66	37.3	1944	10	7.8	0.18566	0.43189	66	44.3
1929	12	35.8	0.18555	0.42918	66	37.2	1945	9	59.5	0.18573	0.43207	66	44.3
1930	12	24.6	0.18542	0.42924	66	38.2	1946	9	51.1	0.18569	0.43235	66	45.4
1931	12	13.7	0.18543	0.42923	66	38.1	1947	9	43.1	0.18577	0.43246	66	45.2
1932	12	2.6	0.18536	0.42940	66	39.1	1948	9	35.4	0.18593	0.43255	66	44.4
1933	11	51.7	0.18532	0.42942	66	39.4	1949	9	27.5	0.18607	0.43273	66	44.0
1934	11	41.1	0.18533	0.42955	66	39.7	1950	9	19.7	0.18628	0.43288	66	43.0
1935	11	30.3	0.18527	0.42981	66	40.9	1951	9	12.2	0.18648	0.43305	66	42.1
1936	11	20.0	0.18524	0.43007	66	41.8	1952	9	4.7	0.18670	0.43316	66	41.0
1937	11	10.4	0.18522	0.43031	66	42.7	1953*	8	57.5	0.18695	0.43321	66	39.5
1938*	11	1.4	0.18522	0.43050	66	43.2	1954	8	50.9	0.18720	0.43332	66	38.1
1939	10	51.9	0.18528	0.43074	66	43.5	1955*	8	43.6	0.18738	0.43348	66	37.3
1940	10	43.0	0.18533	0.43099	66	43.9	1956	8	36.8	0.18750	0.43376	66	37.4


† Mean of seven months June to December.

†† Mean of ten months, March to December.


* Discontinuities of -1.7γ in H and -3.9γ in Z were introduced in 1938.
 * " " -0.6γ " H " -1.3γ " Z " " " 1953. } See Introduction p. D 5.
 * " " -0.4γ " H " -1.2γ " Z " " " 1955. }

ABINGER 1956

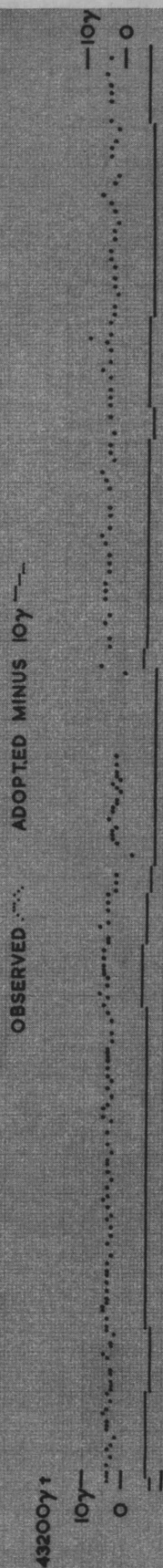
Declination base-line values



Horizontal Intensity base-line values



Vertical Intensity base-line values



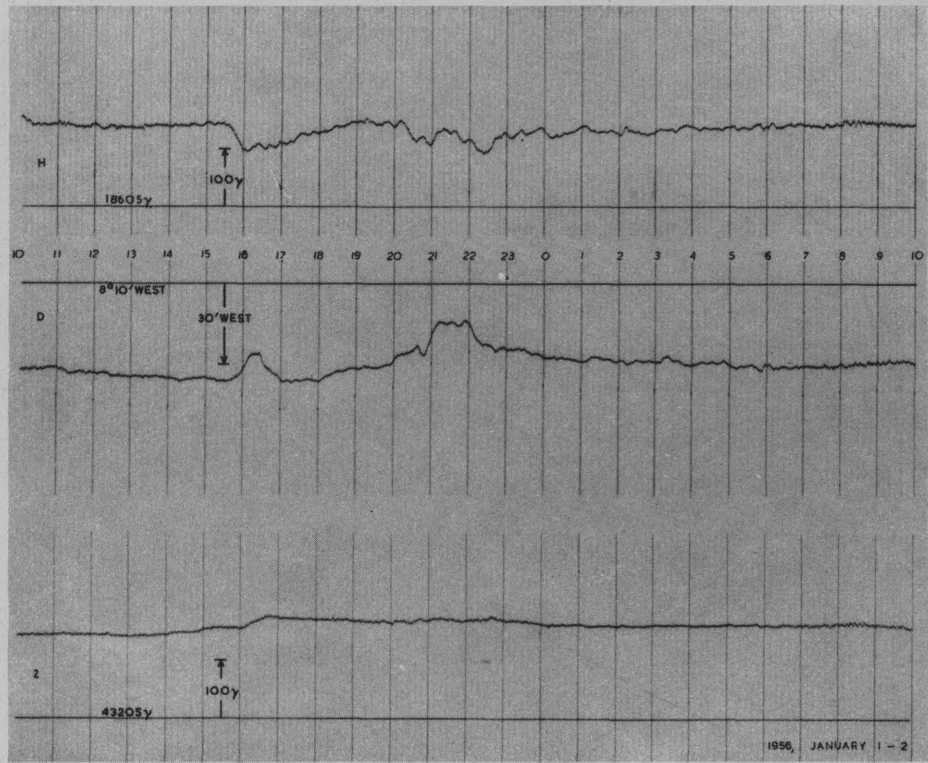
JAN | FEB | MAR | APR | MAY | JUN | JUL | AUG | SEP | OCT | NOV | DEC |

MAGNETOGRAMS

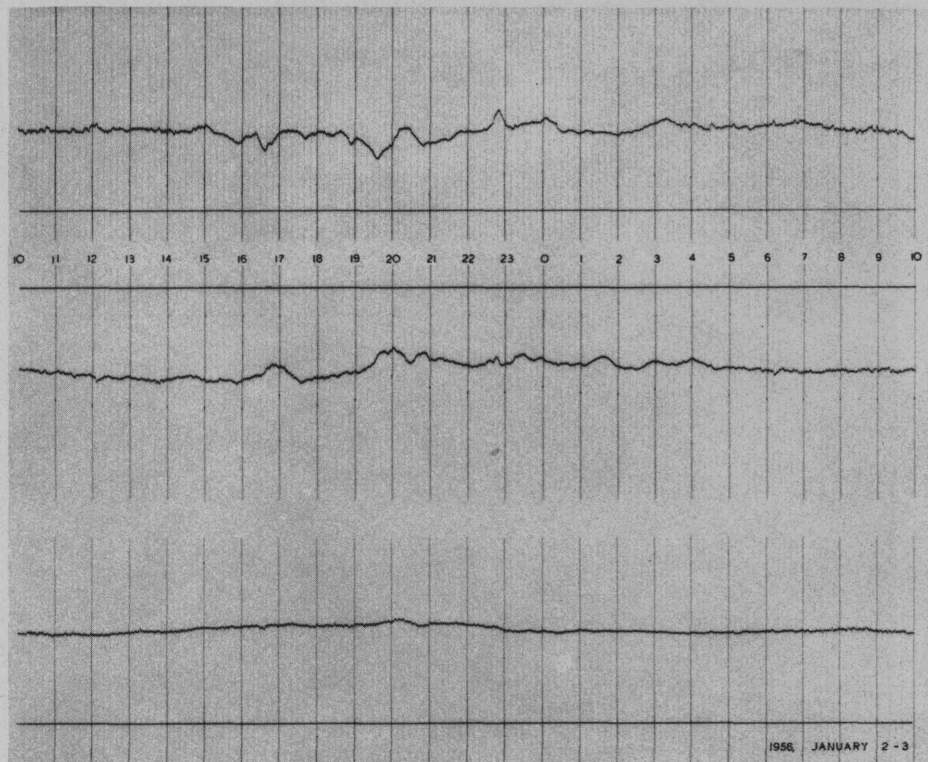
ABINGER

1956

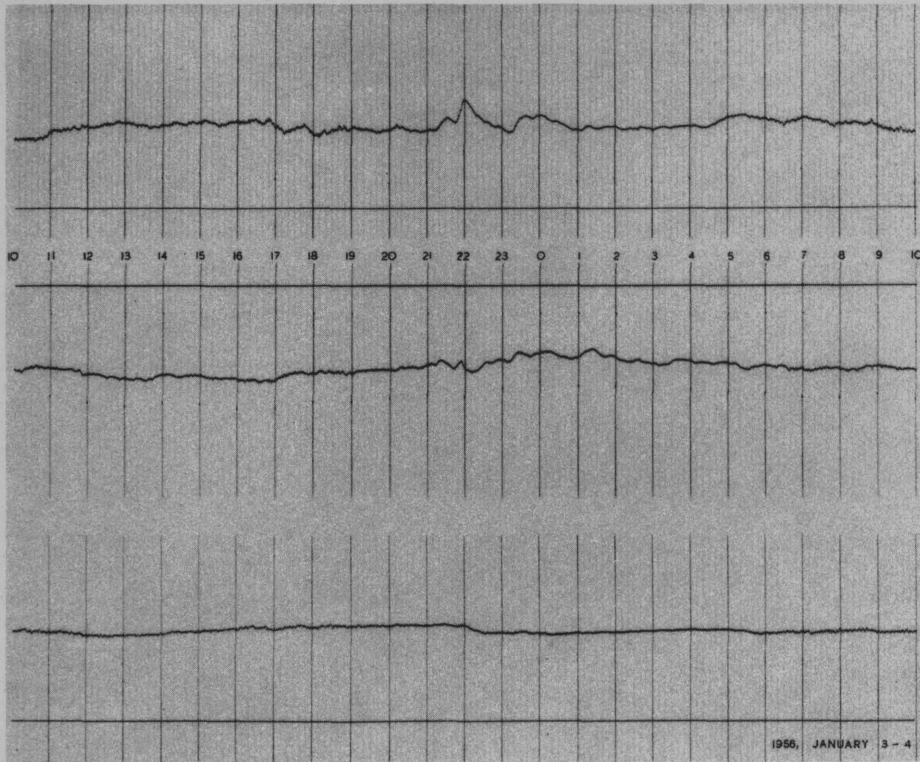
1956



JANUARY 1-2

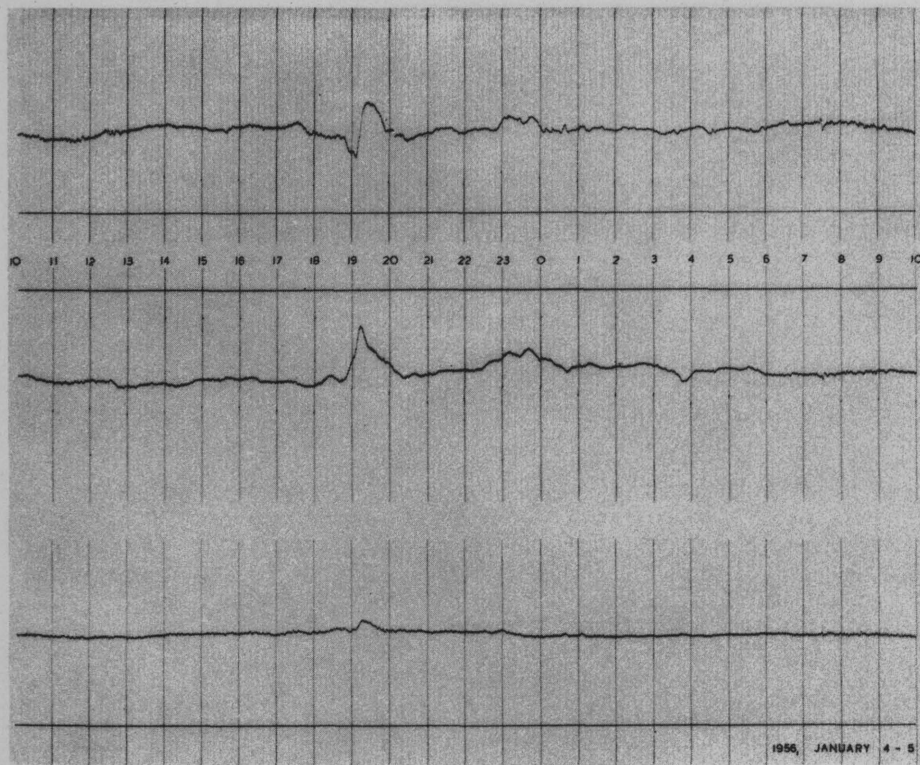


JANUARY 2-3



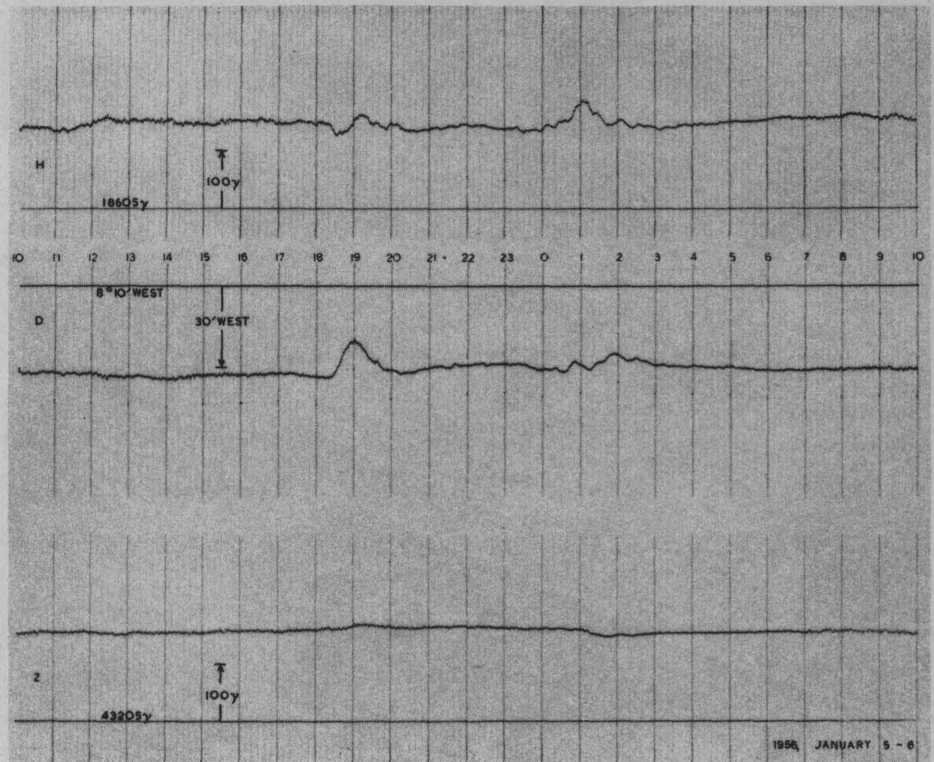
1956

JANUARY 3-4

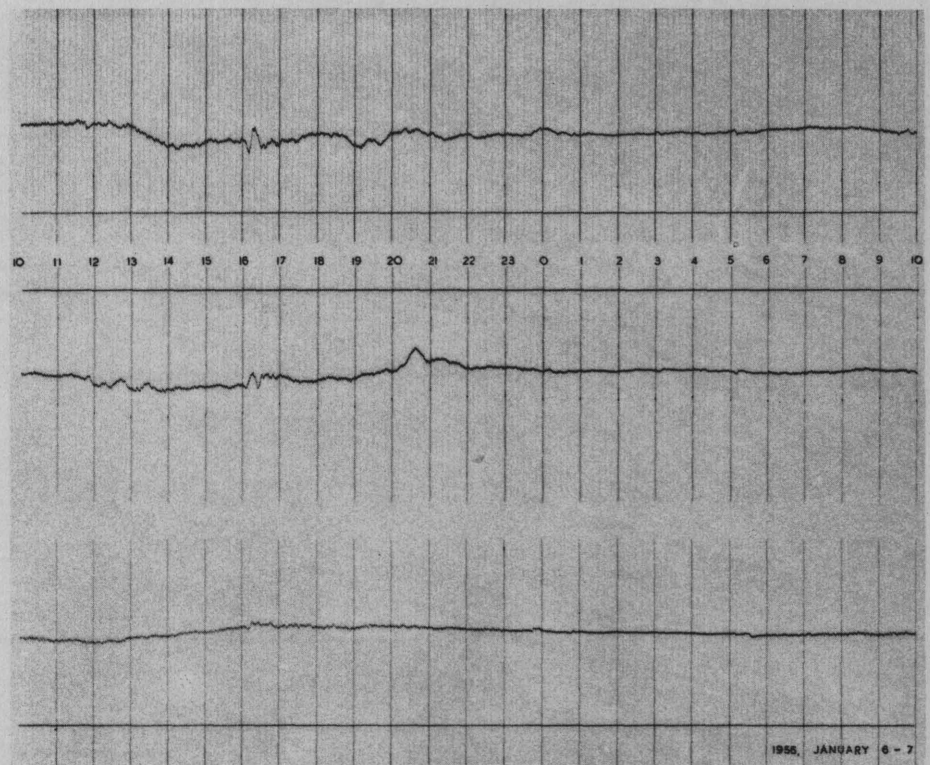


JANUARY 4-5

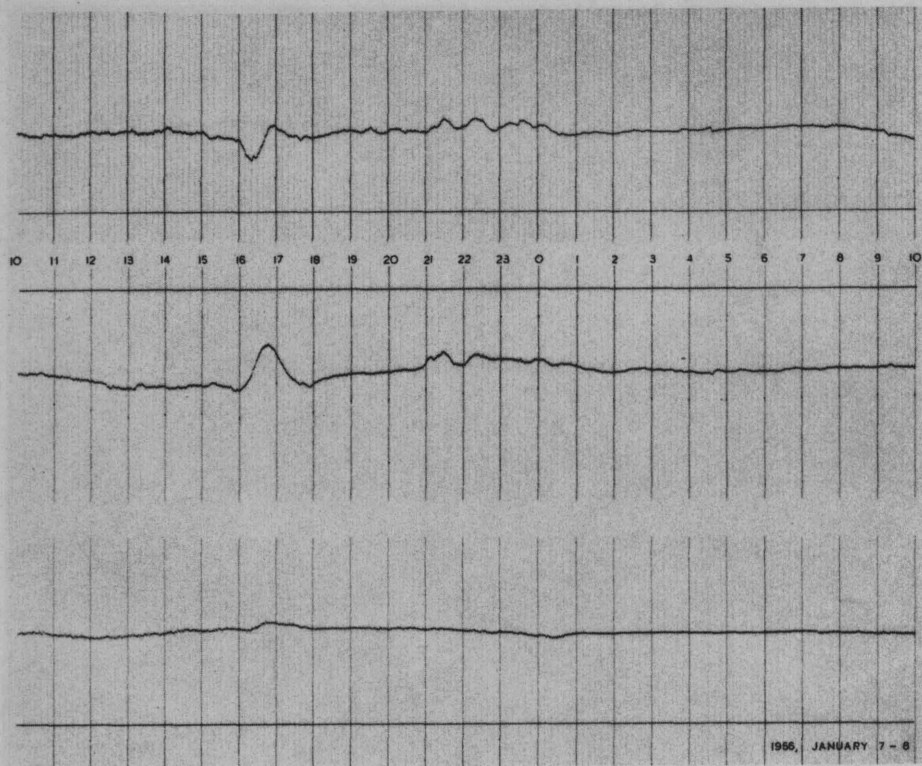
1956



JANUARY 5-6

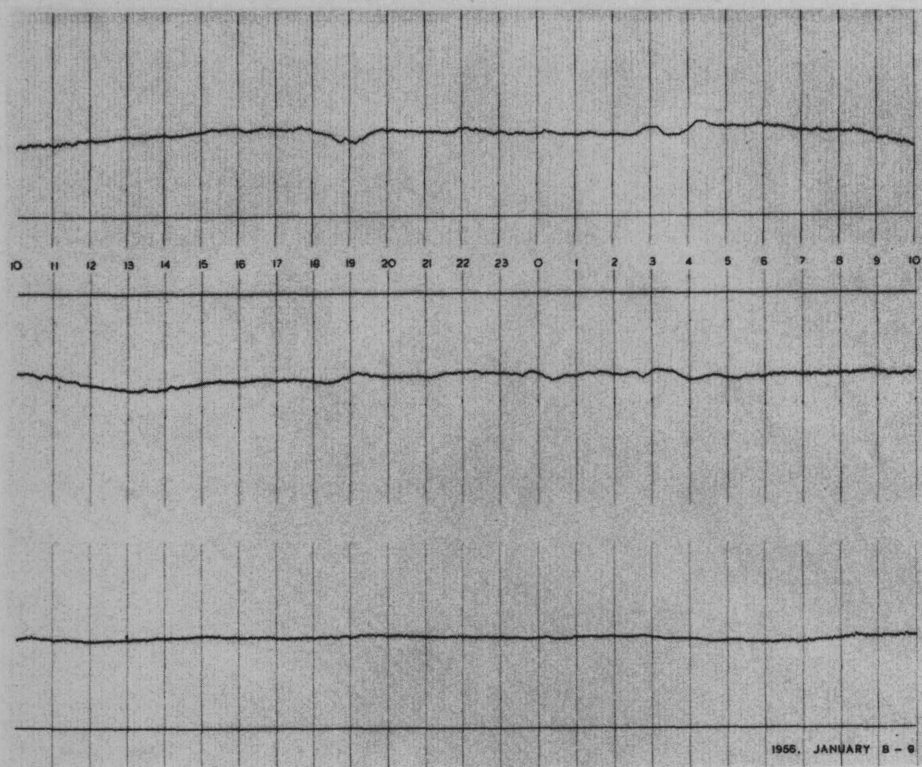


JANUARY 6-7



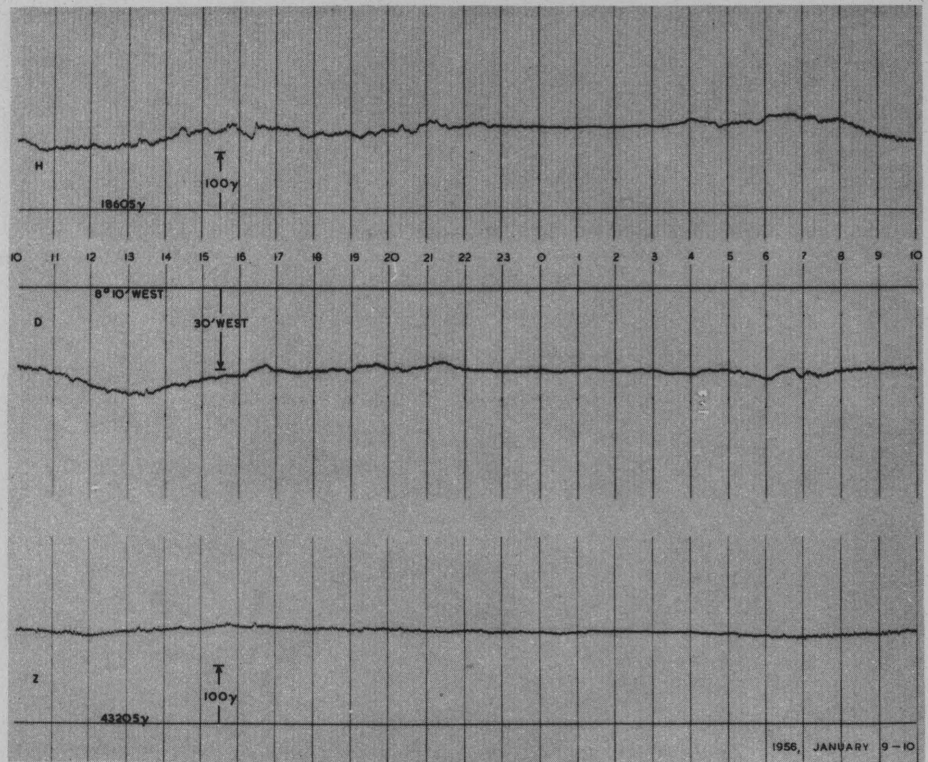
1956

JANUARY 7-8

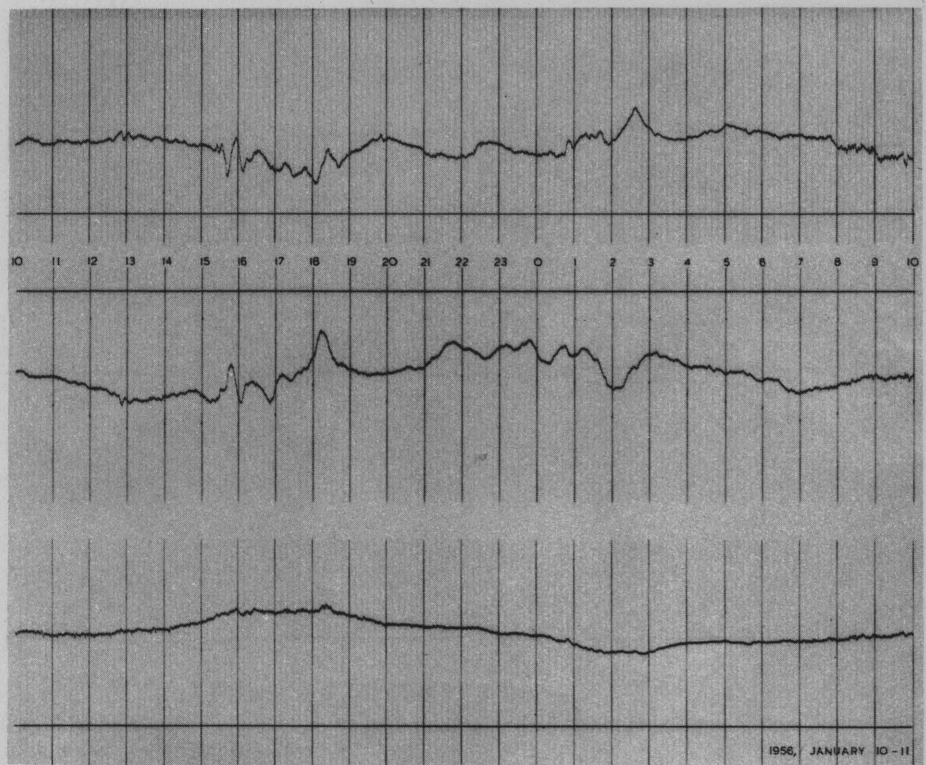


JANUARY 8-9

1956

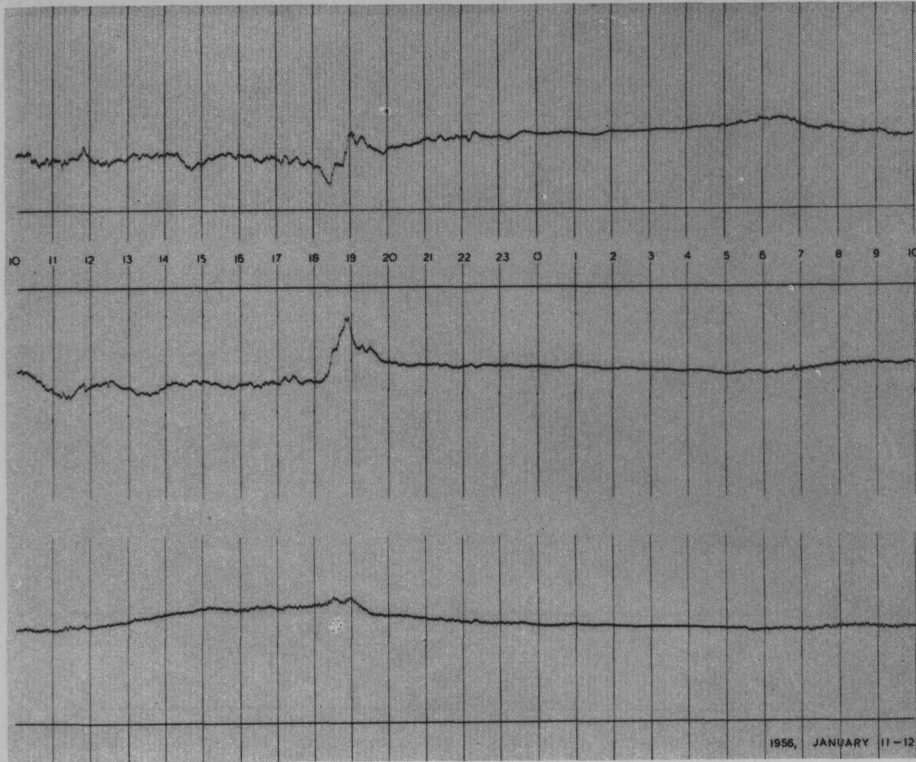


JANUARY 9-10

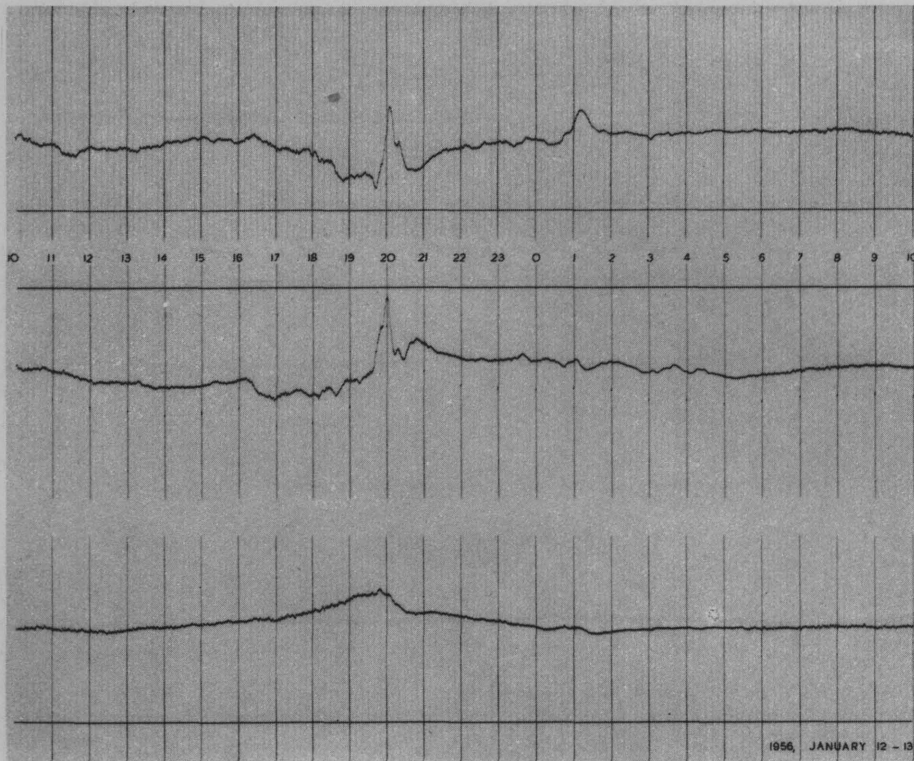


JANUARY 10-11

1956.

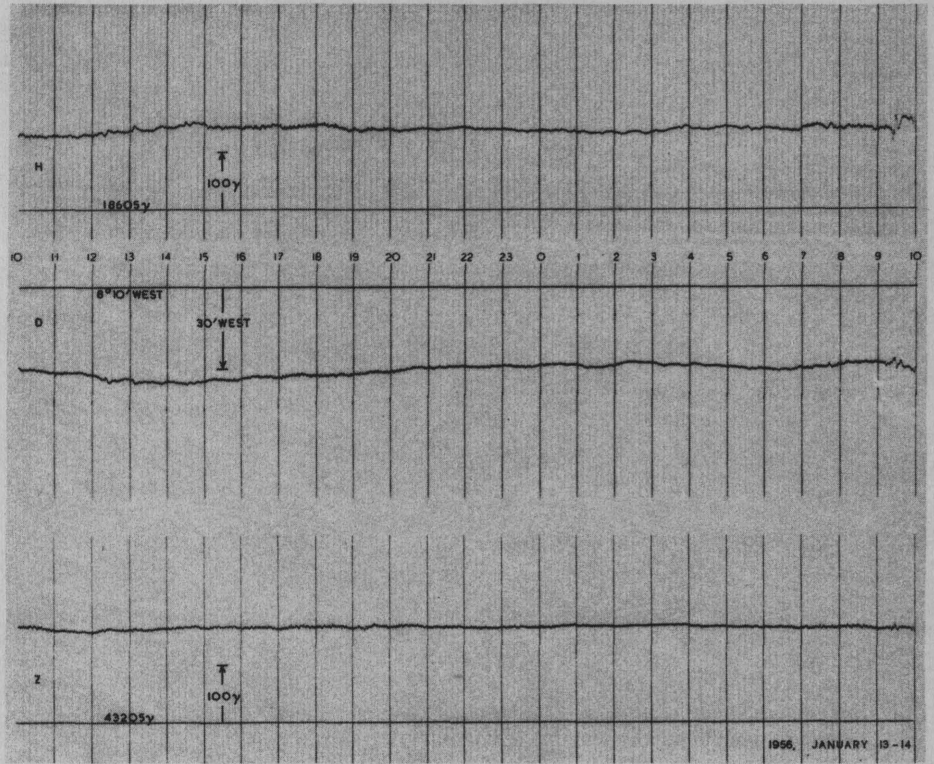


JANUARY 11-12

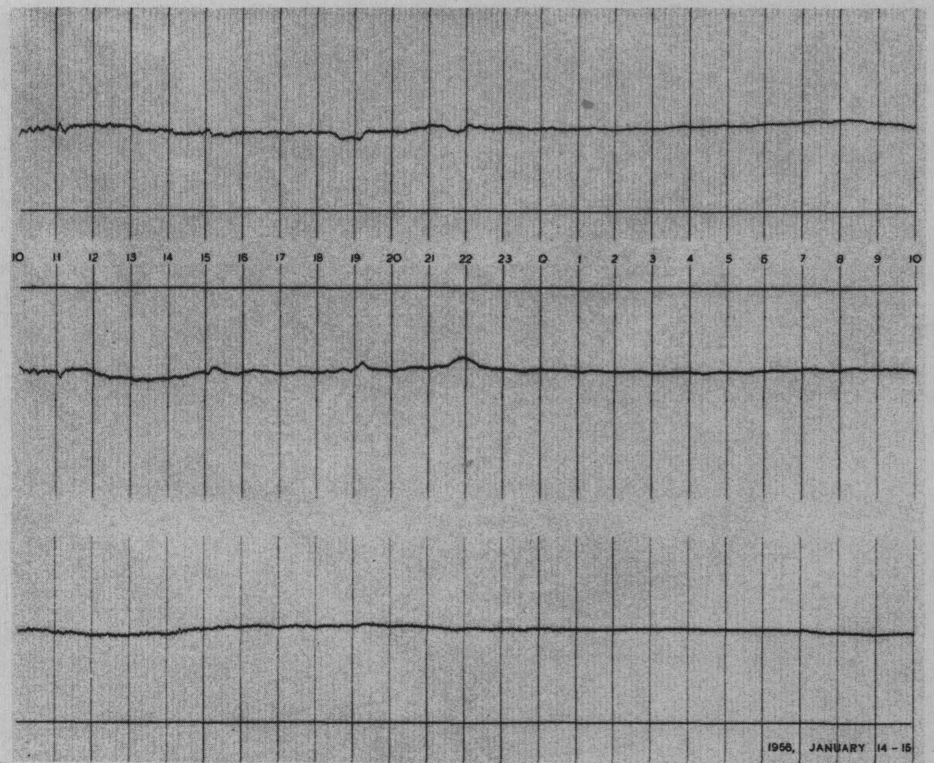


JANUARY 12-13

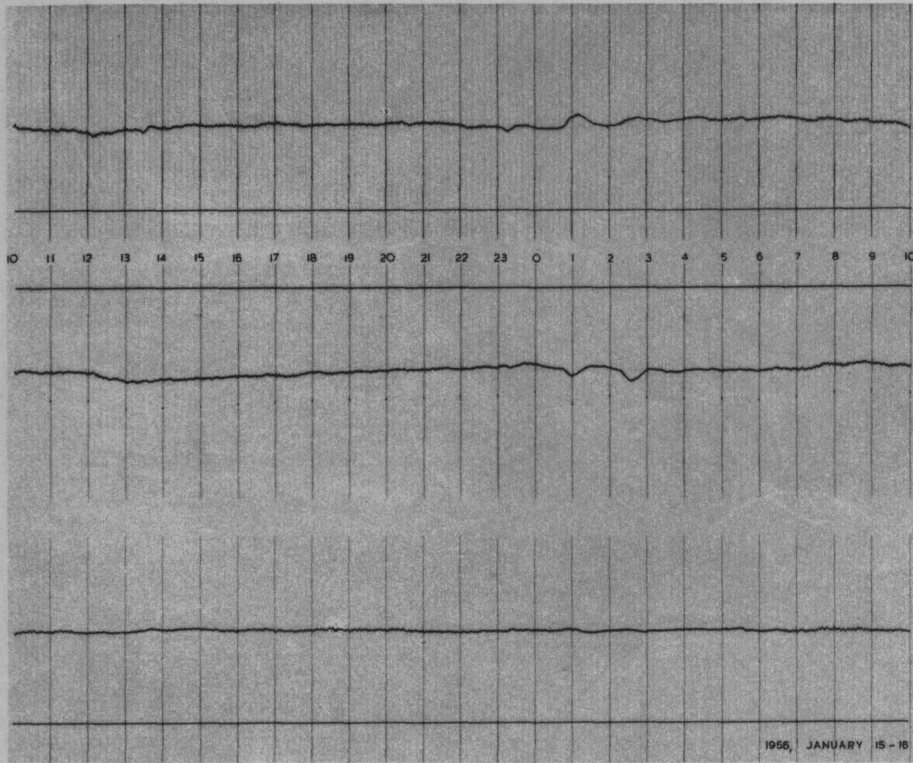
1956



JANUARY 13-14

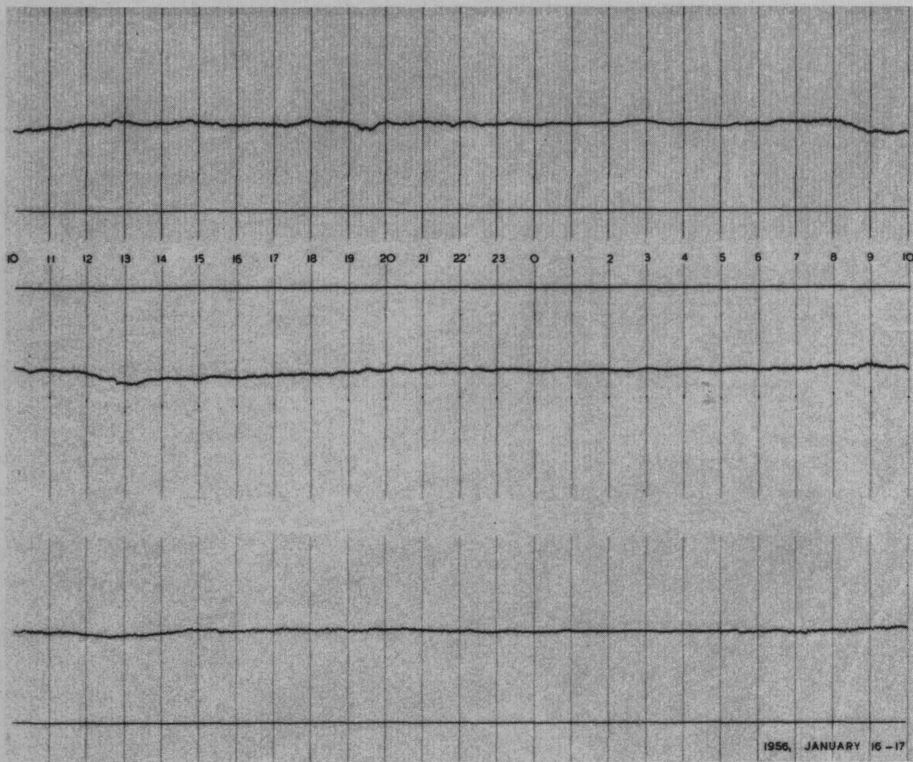


JANUARY 14-15



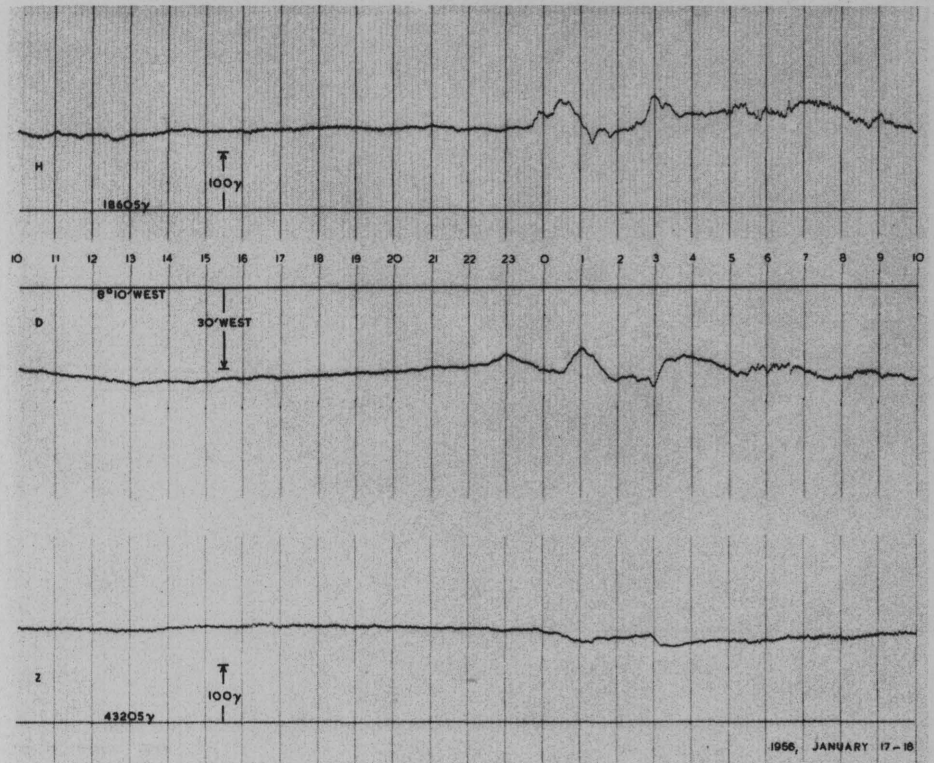
1956

JANUARY 15-16



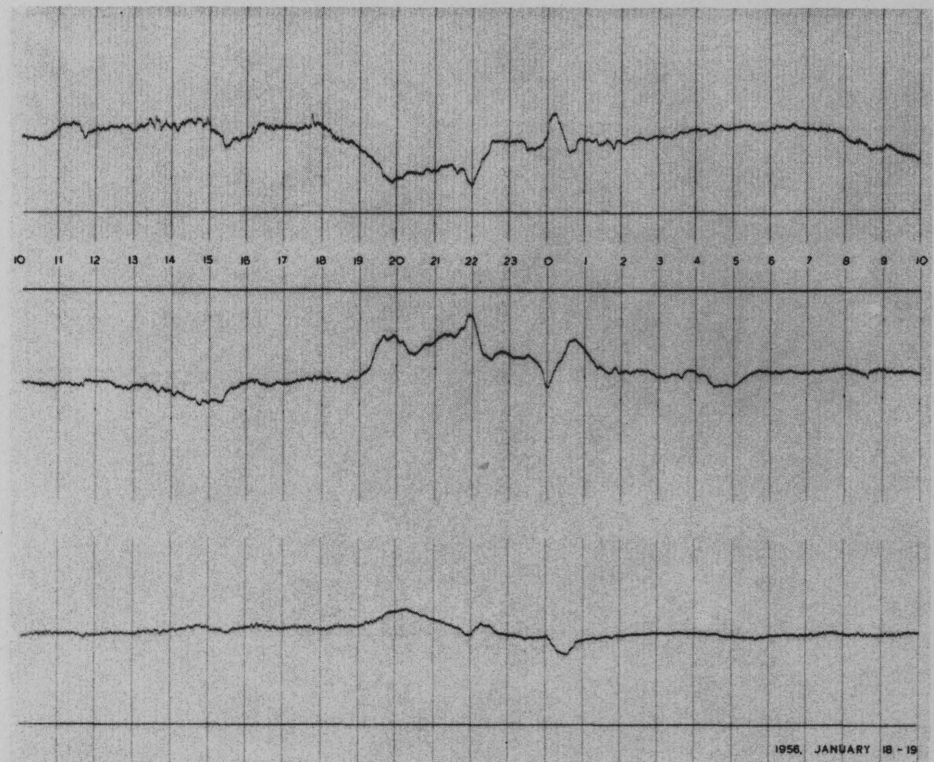
JANUARY 16-17

1956



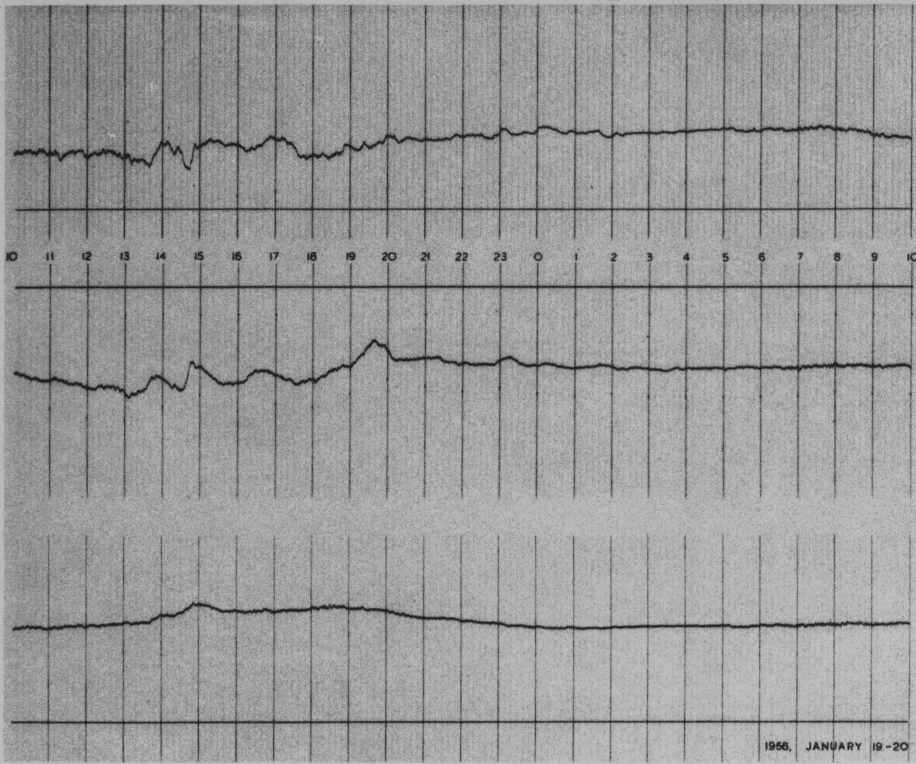
JANUARY 17-18

1956, JANUARY 17-18



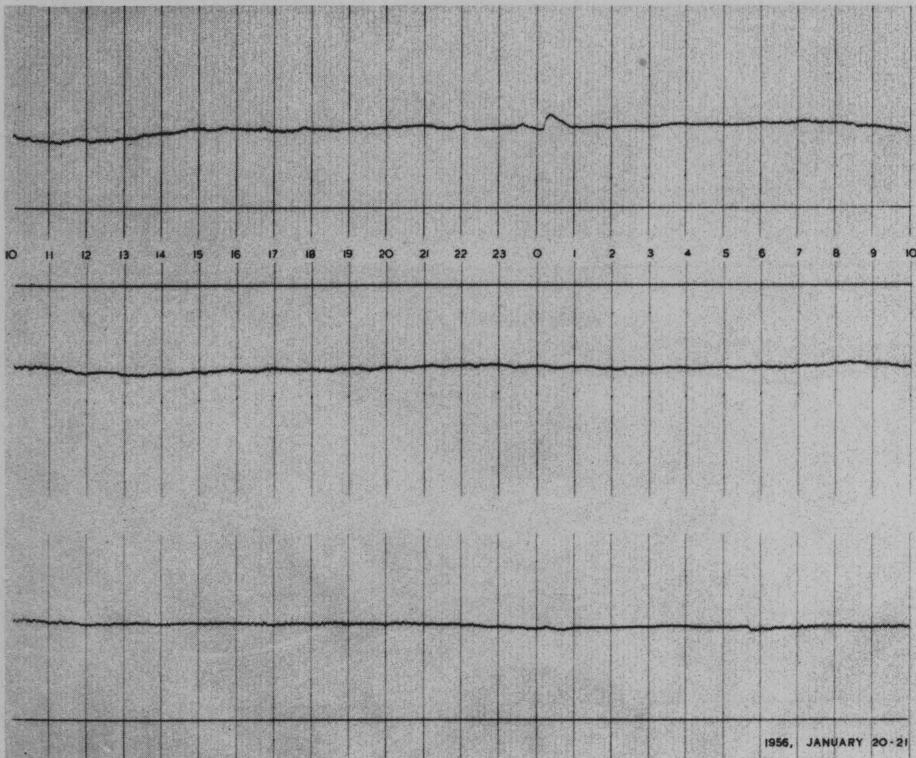
JANUARY 18-19

1956, JANUARY 18-19



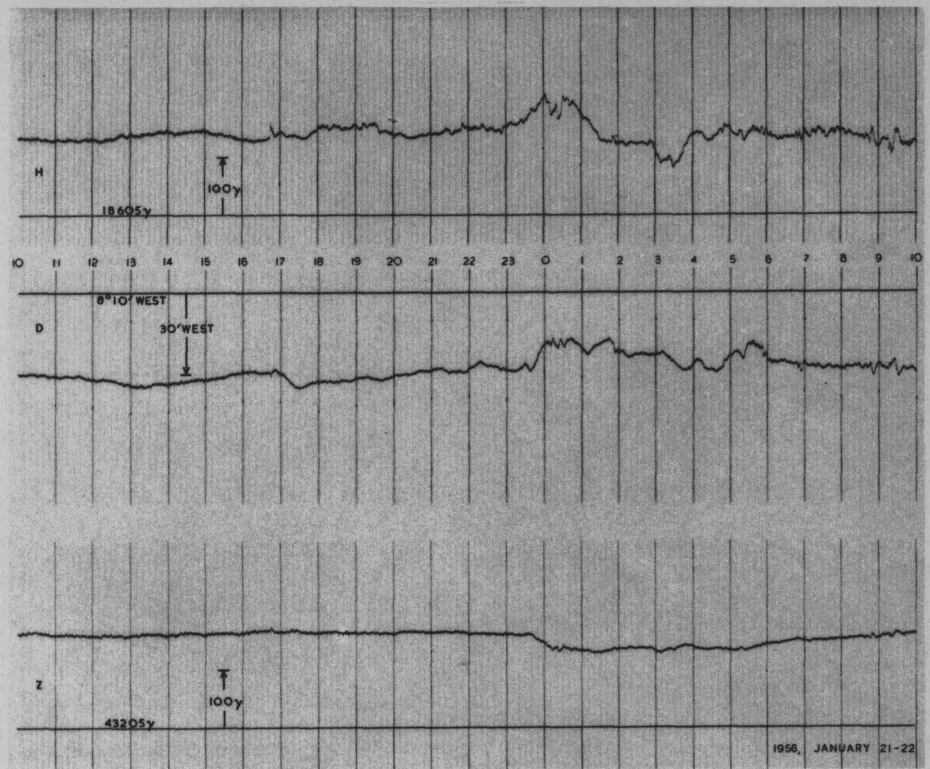
1956

JANUARY 19-20

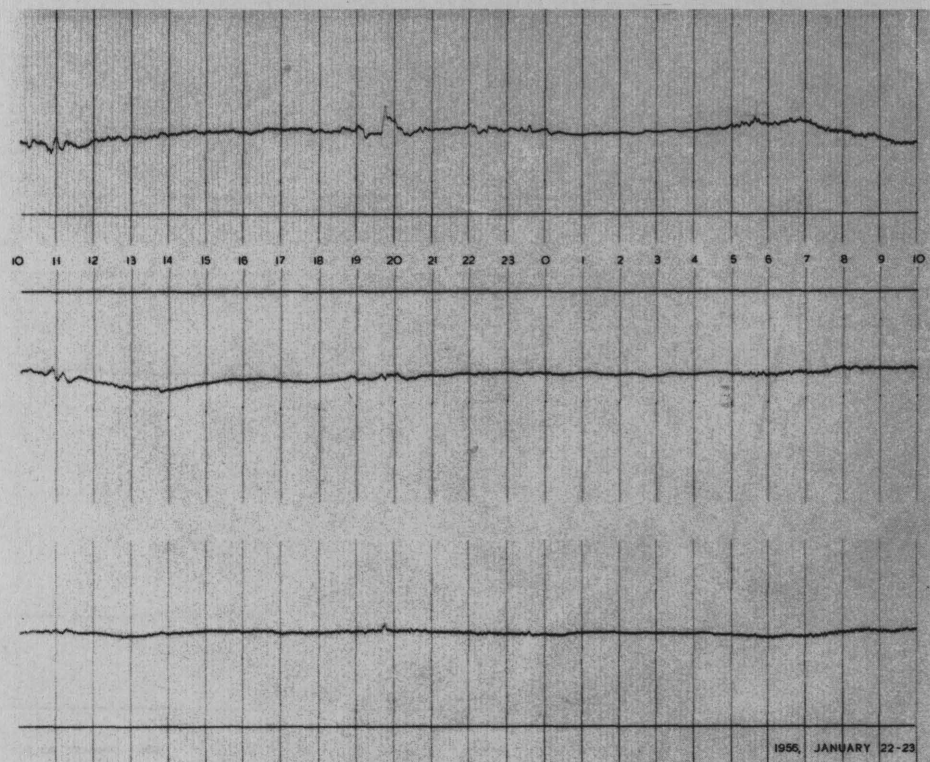


JANUARY 20-21

1956

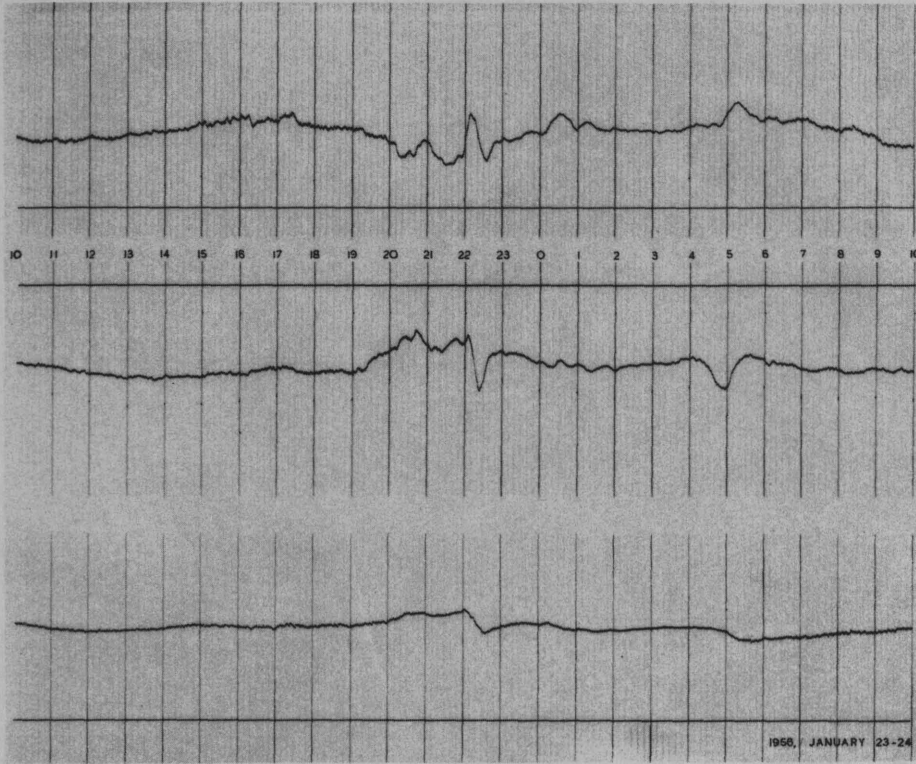


JANUARY 21-22

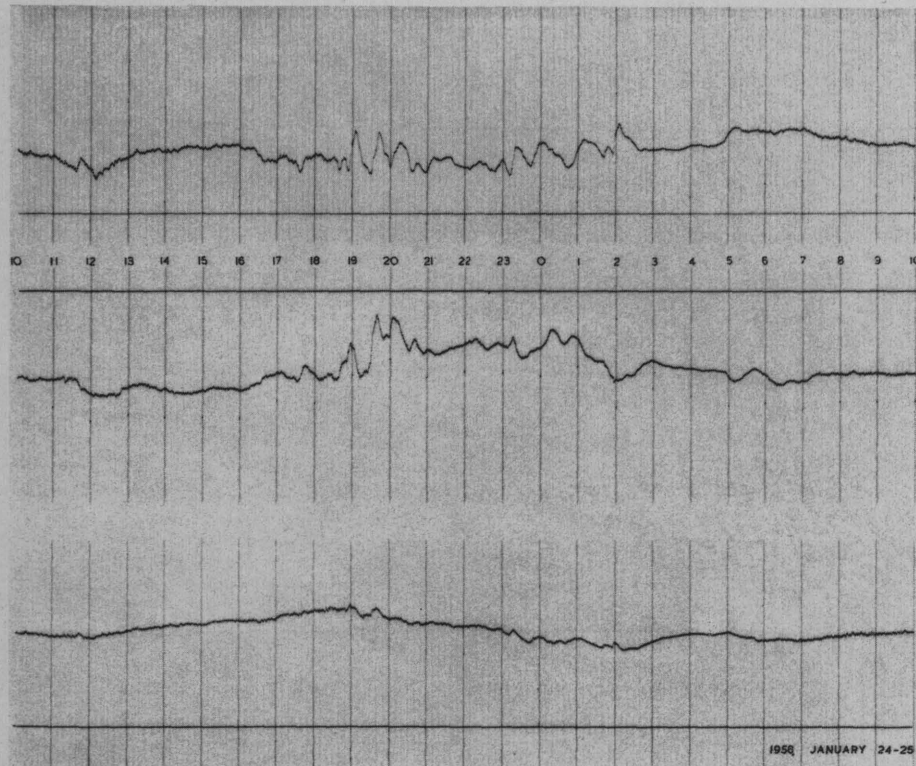


JANUARY 22-23

1956

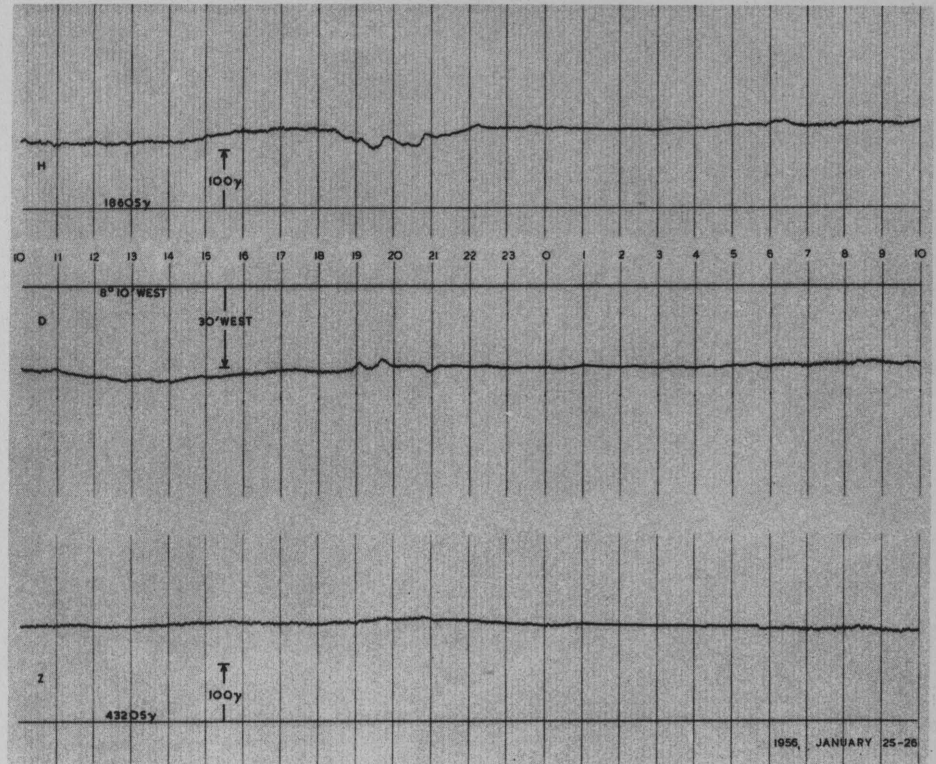


JANUARY 23-24

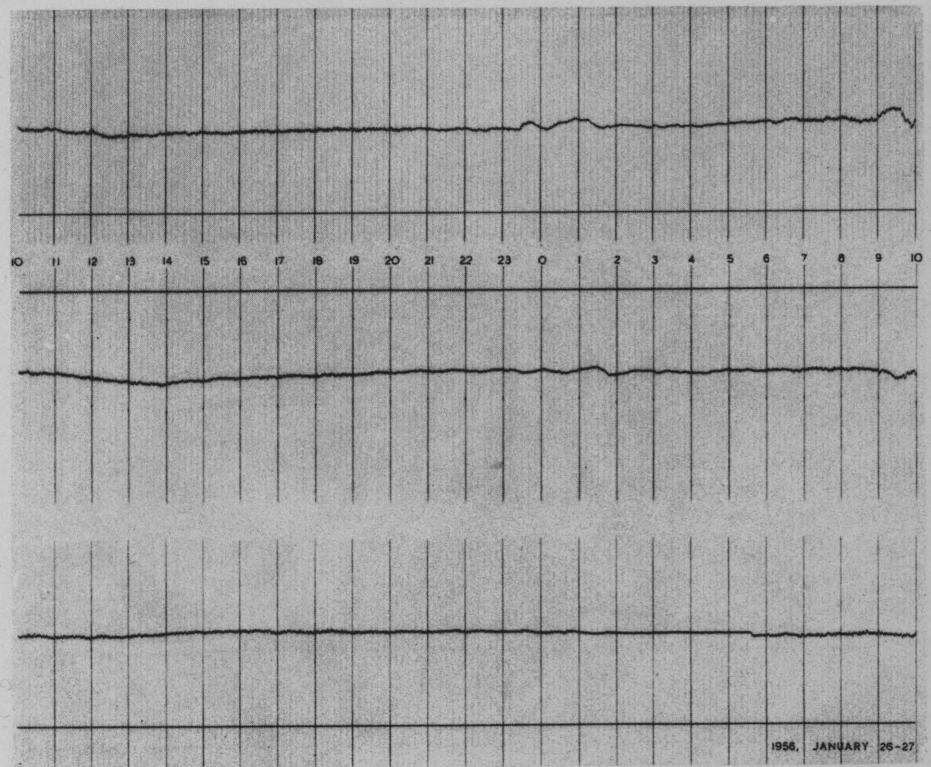


JANUARY 24-25

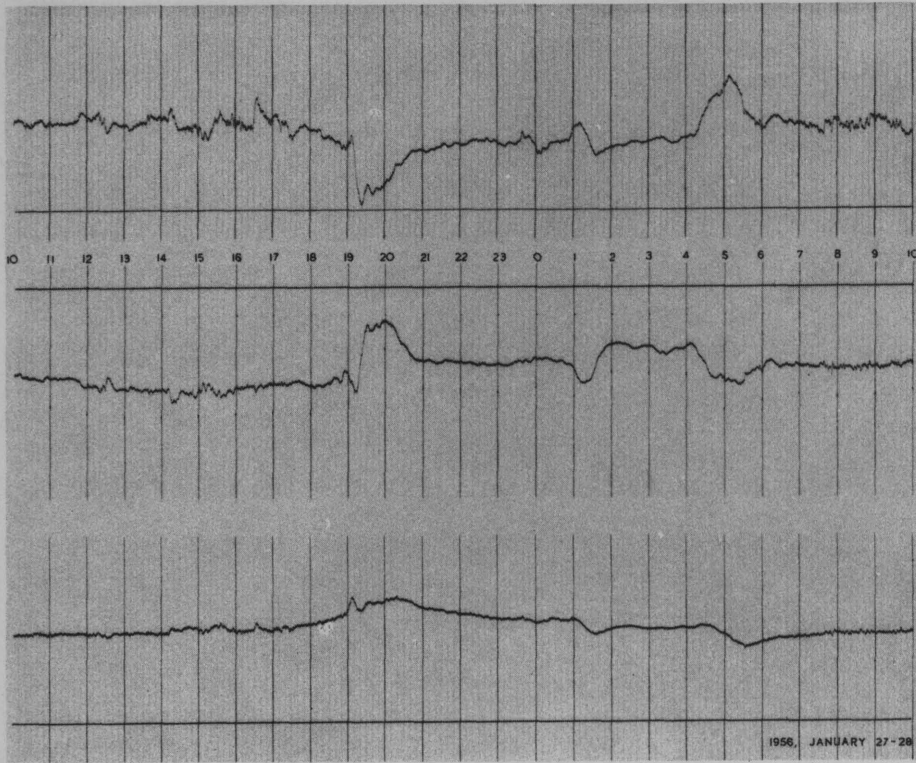
1956



JANUARY 25-26

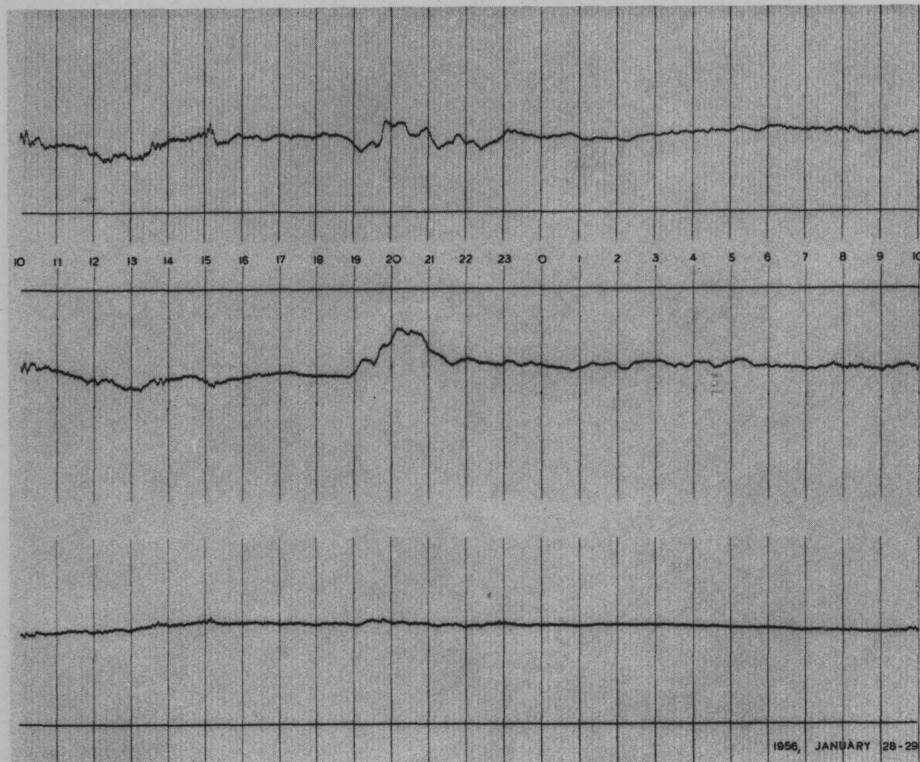


JANUARY 26-27



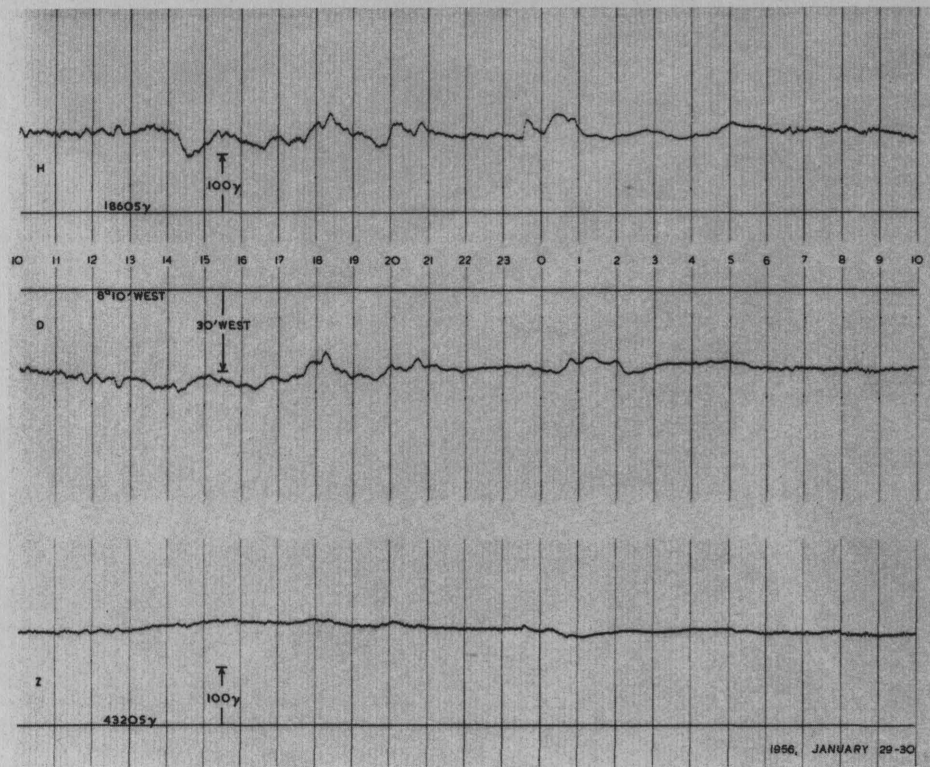
1956

JANUARY 27-28

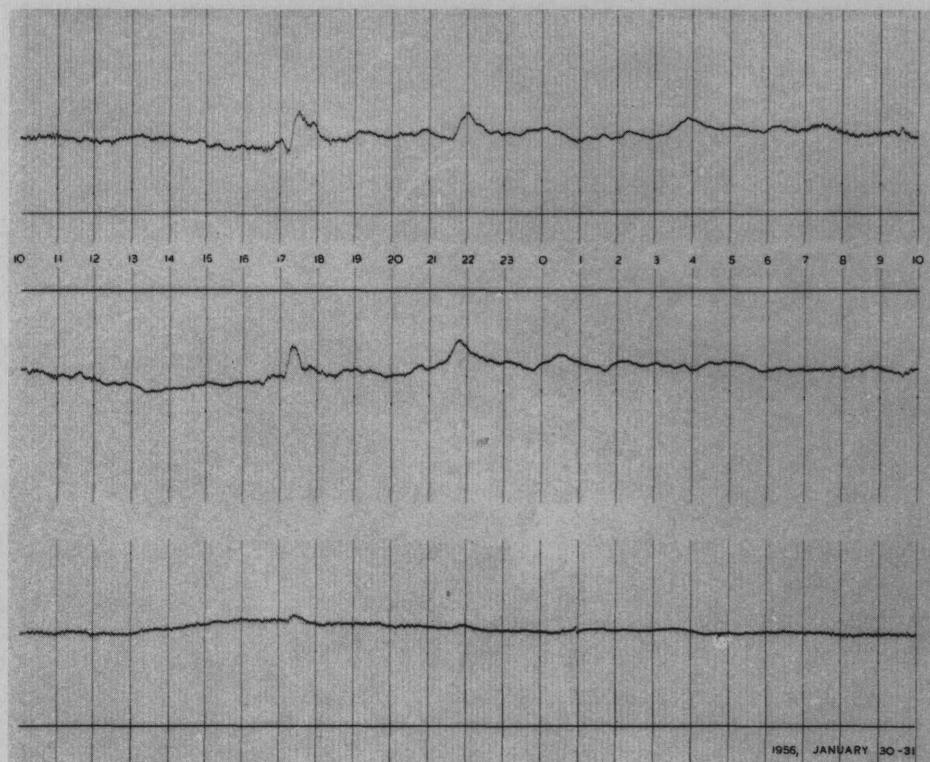


JANUARY 28-29

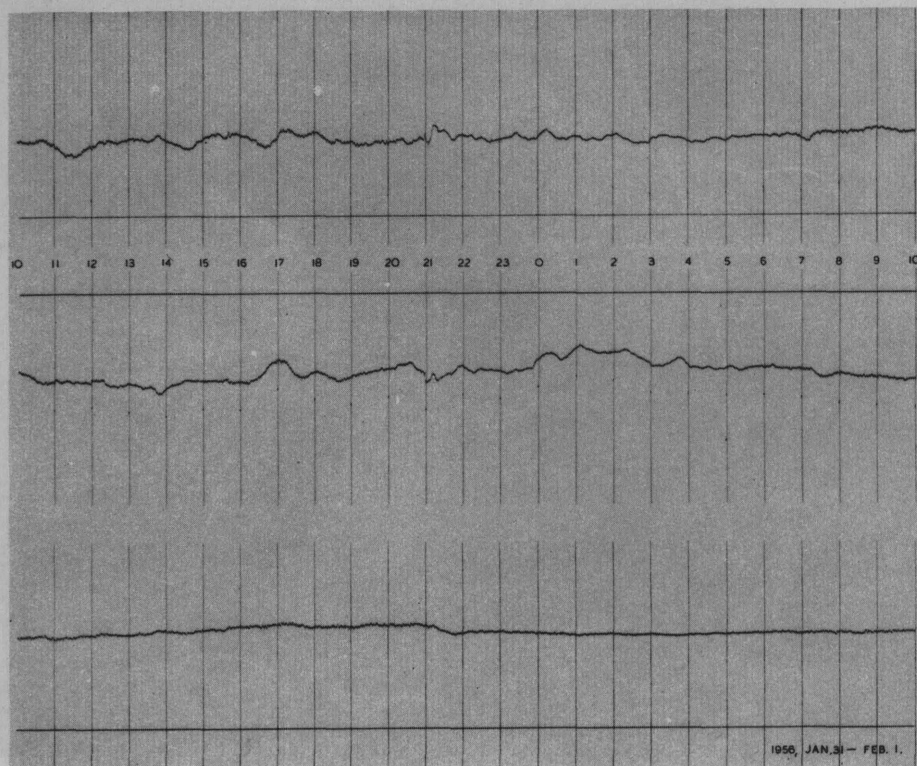
1956



JANUARY 29-30

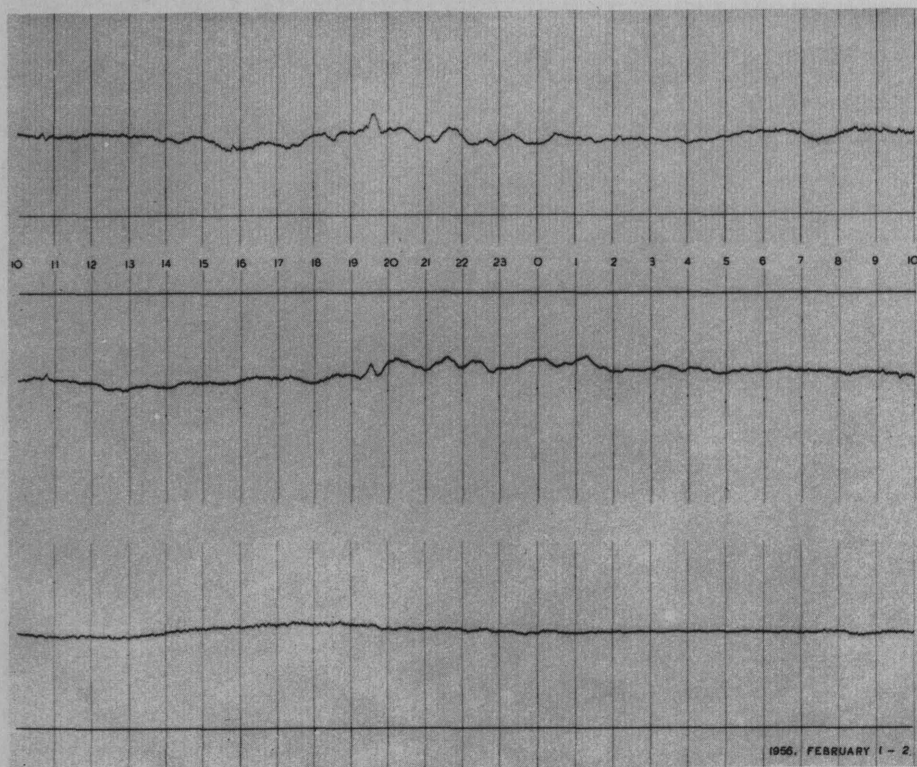


JANUARY 30-31



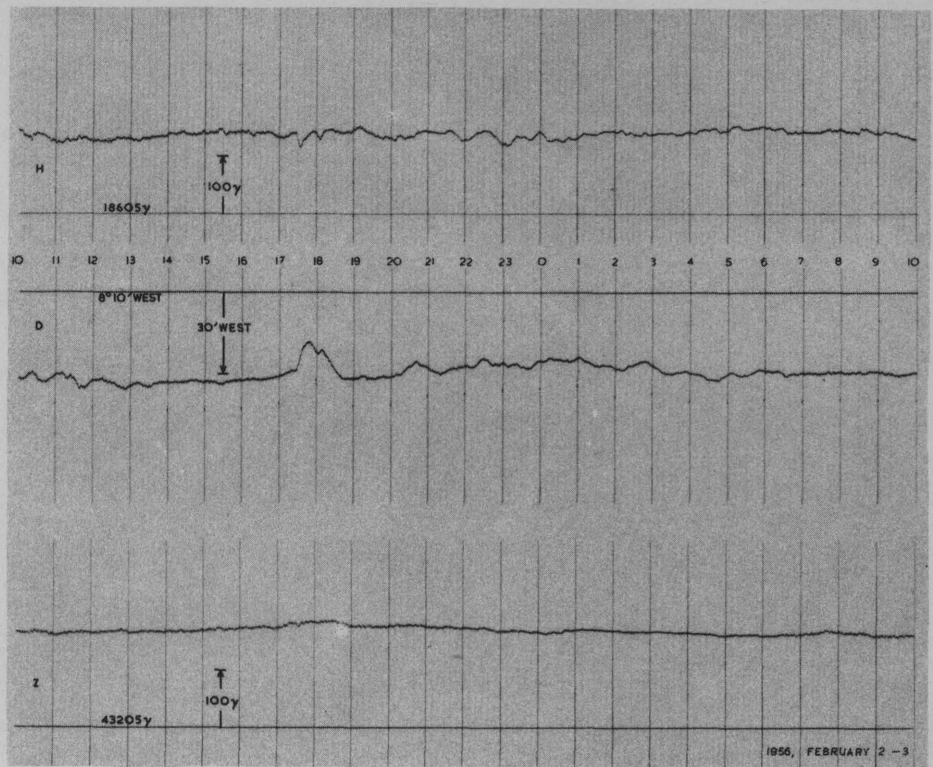
1956

JAN.31 - FEB. 1

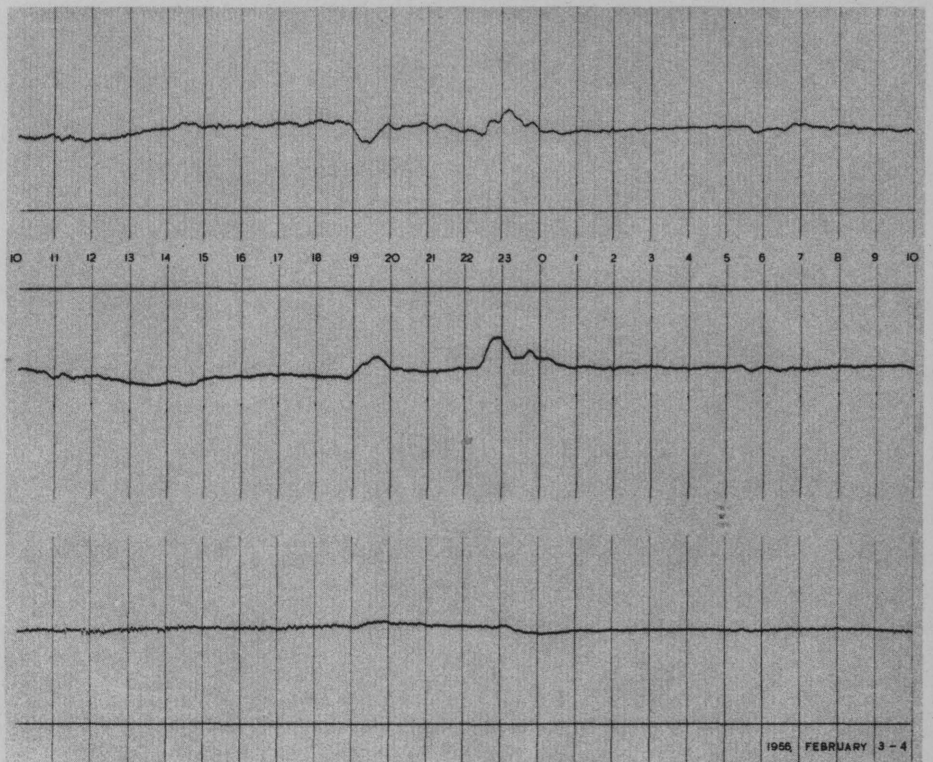


FEBRUARY 1-2

1956

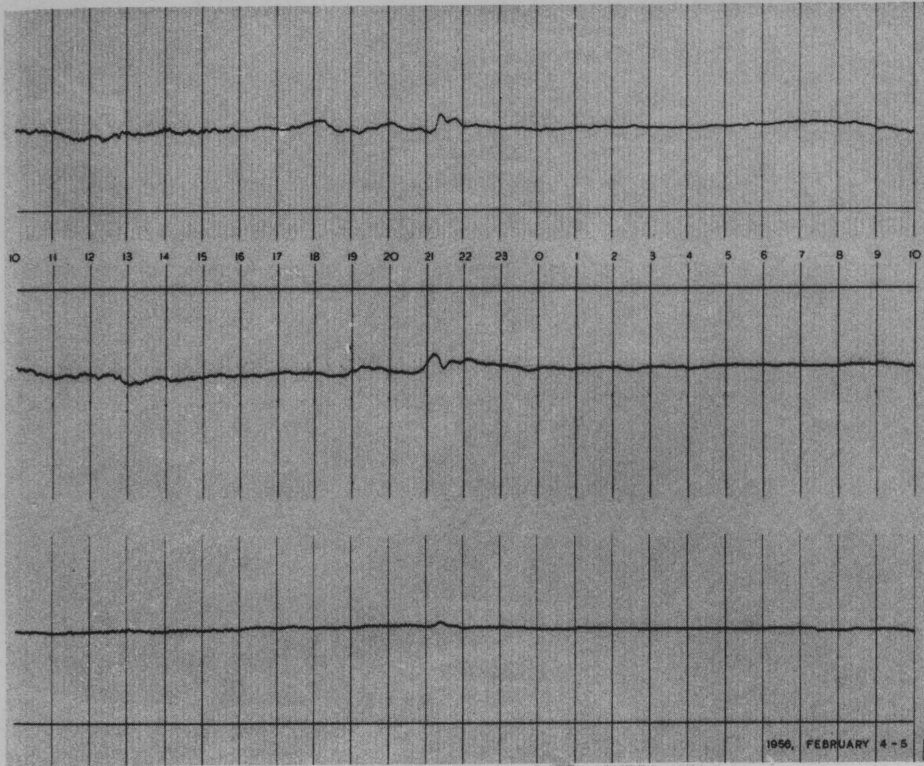


FEBRUARY 2-3

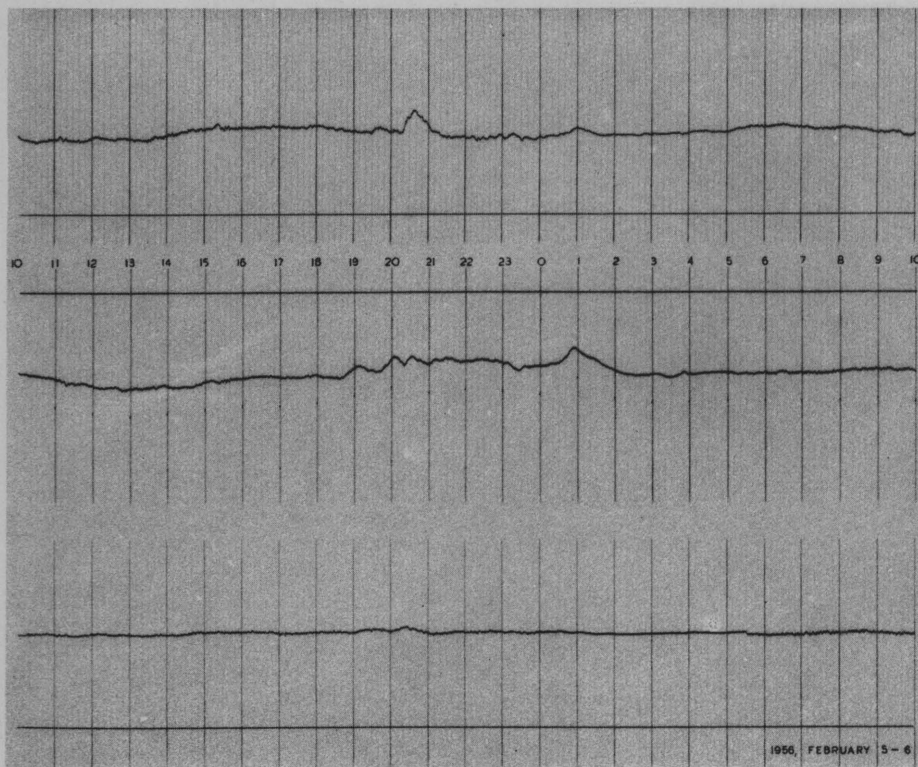


FEBRUARY 3-4

1956

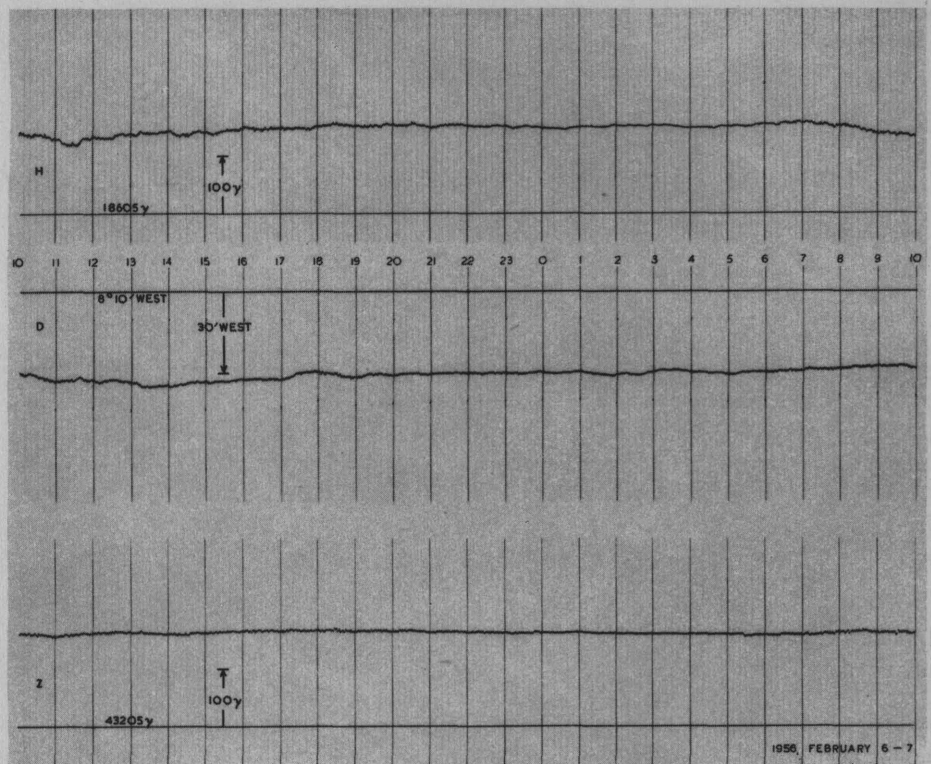


FEBRUARY 4-5

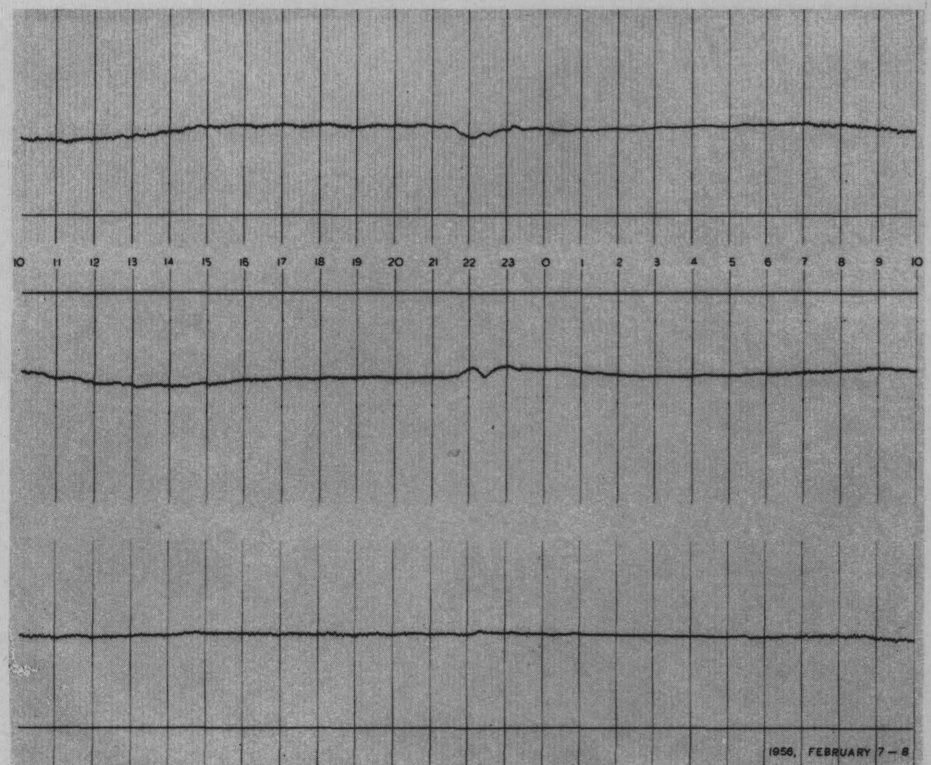


FEBRUARY 5-6

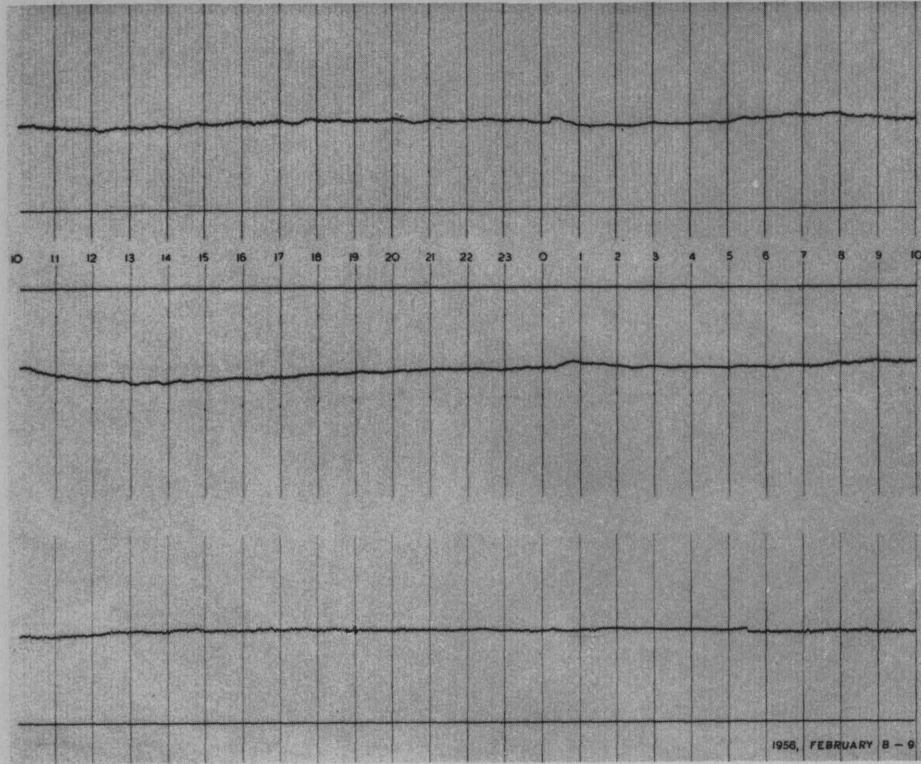
1956



FEBRUARY 6-7

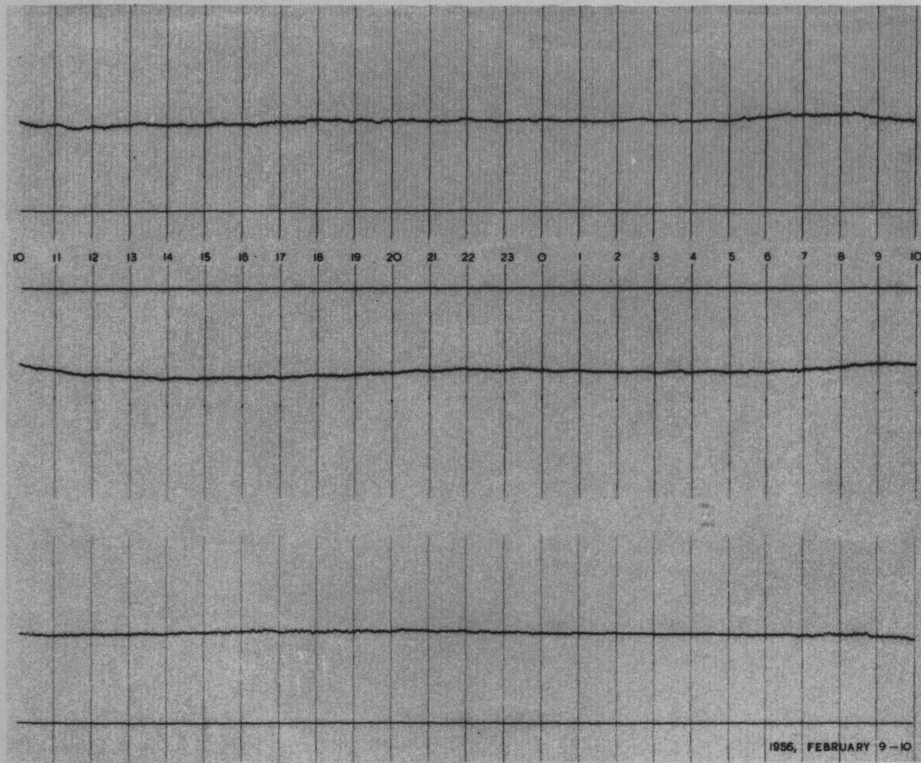


FEBRUARY 7-8



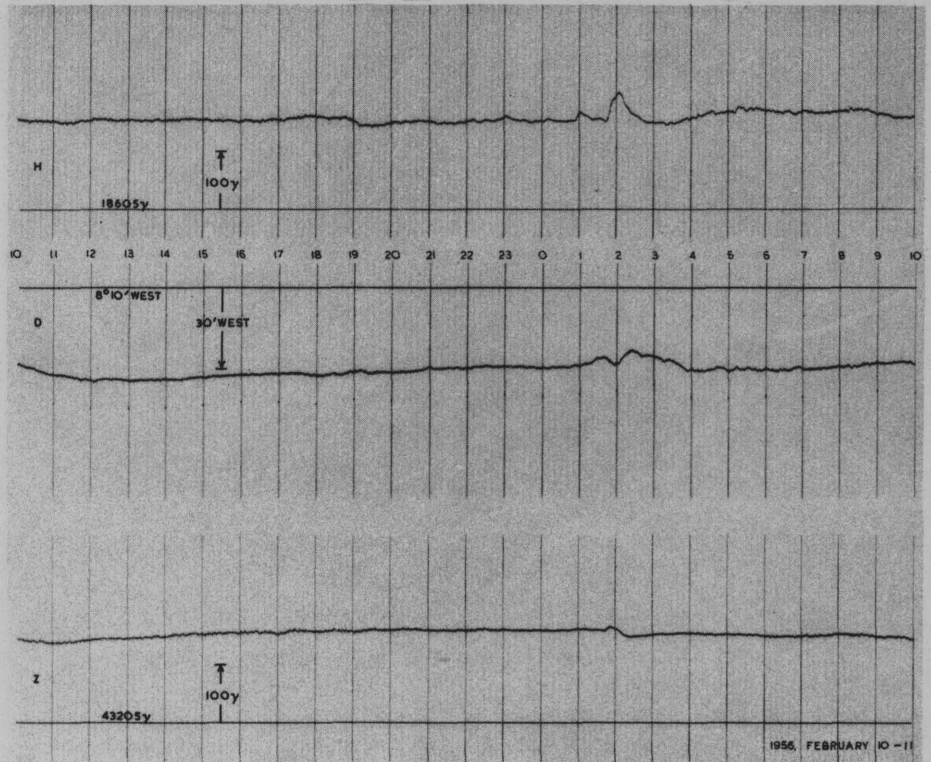
1956

FEBRUARY 8-9



FEBRUARY 9-10

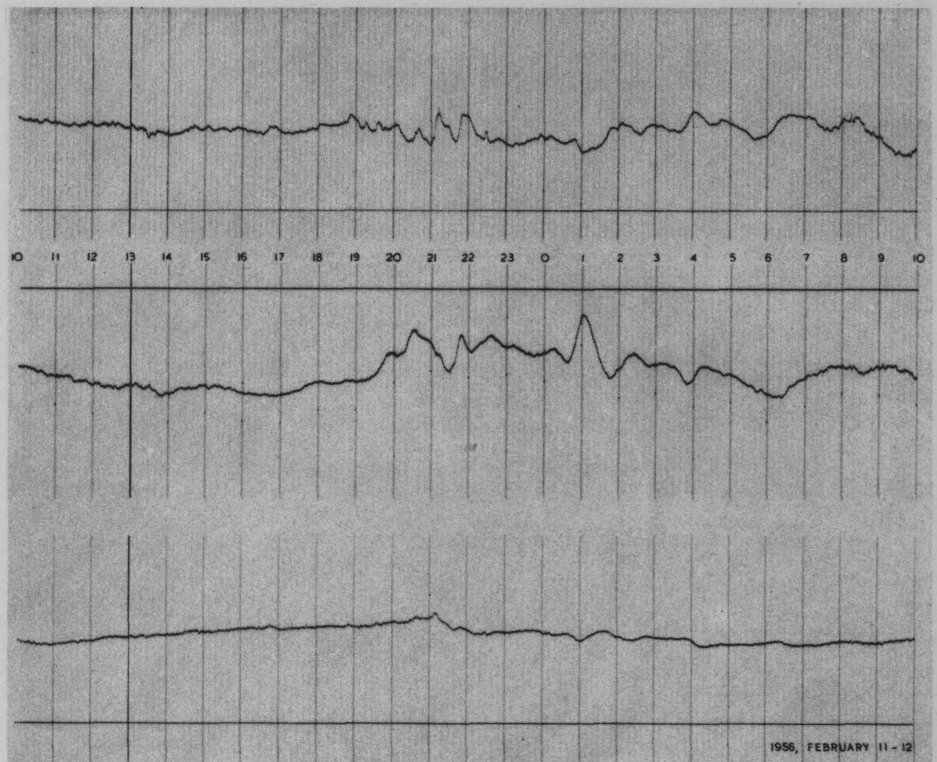
1956



FEBRUARY 10-11

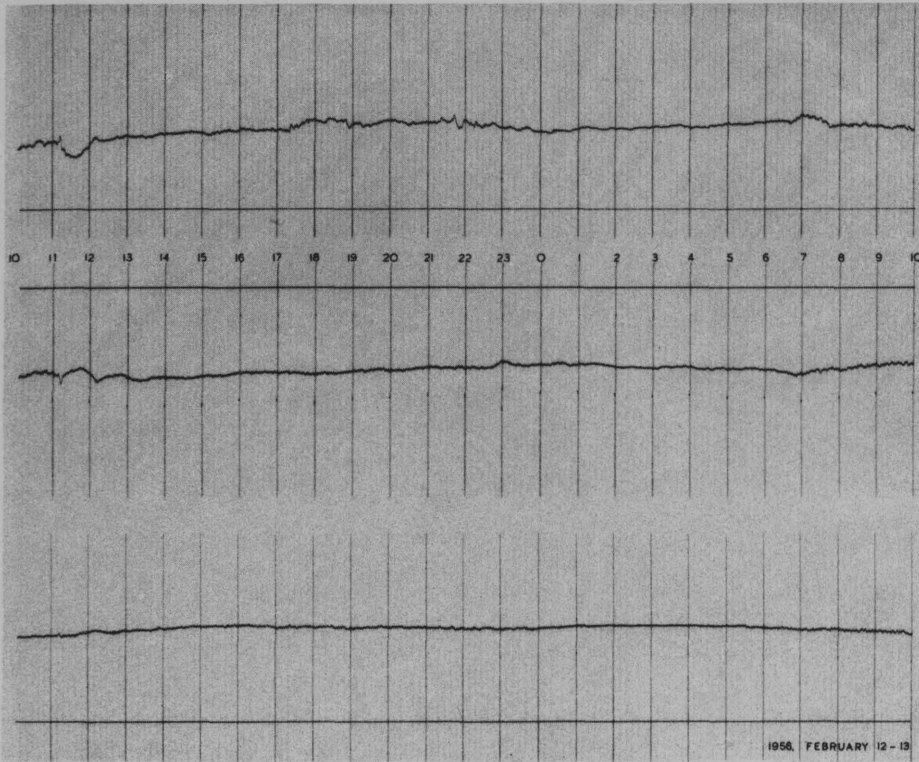
1956, FEBRUARY 10-11

FEBRUARY 11-12

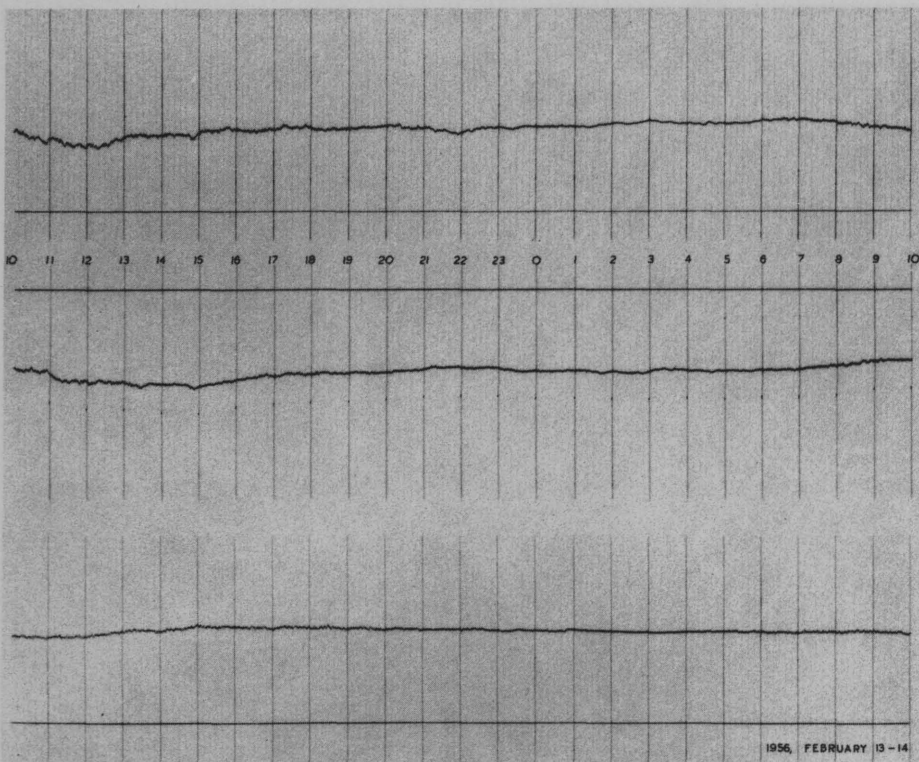


1956, FEBRUARY 11-12

1956

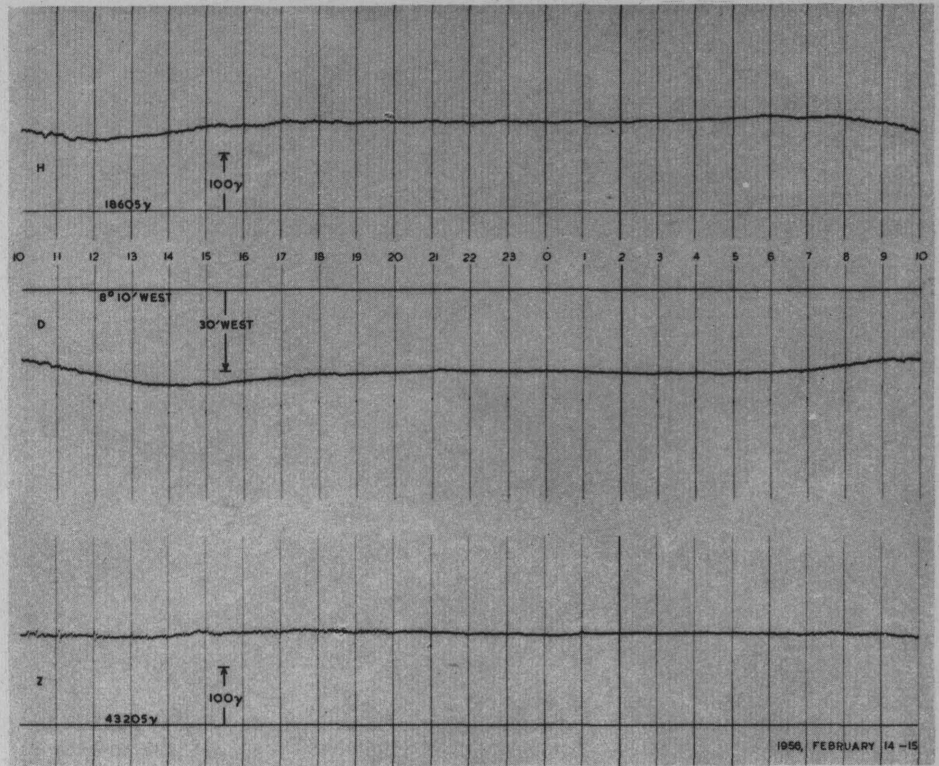


FEBRUARY 12-13



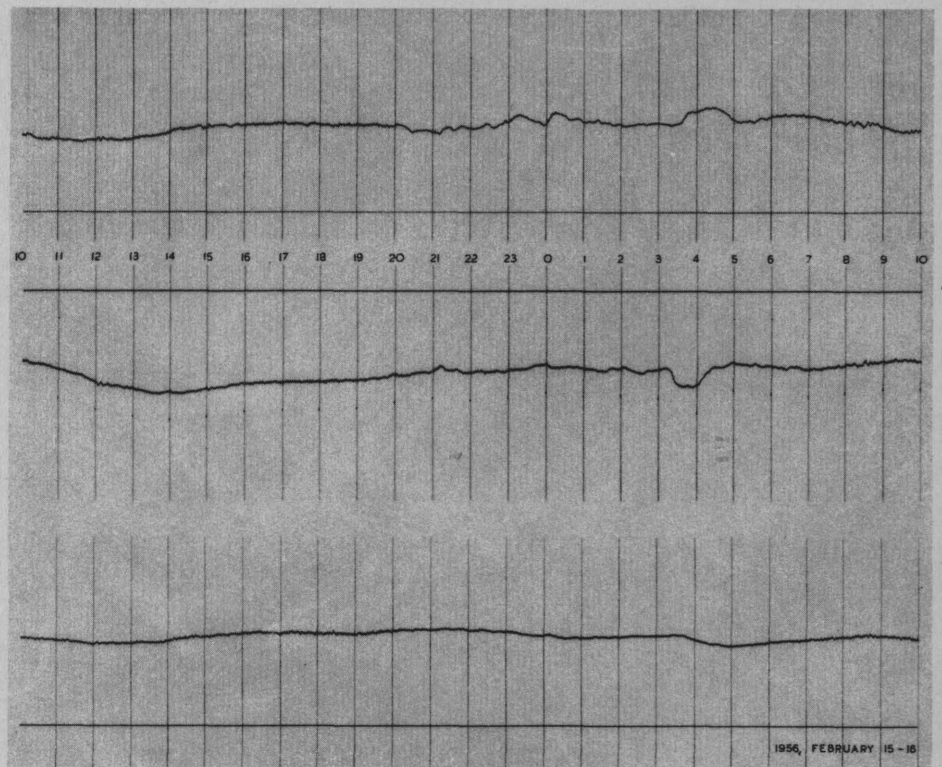
FEBRUARY 13-14

1956



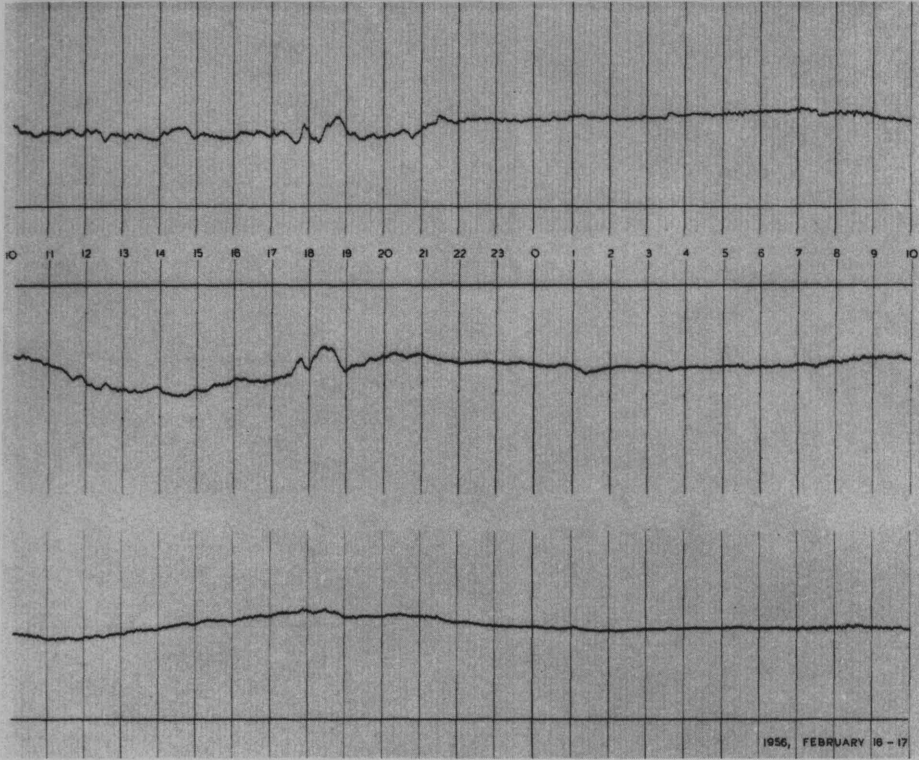
FEBRUARY 14-15

1956, FEBRUARY 14-15



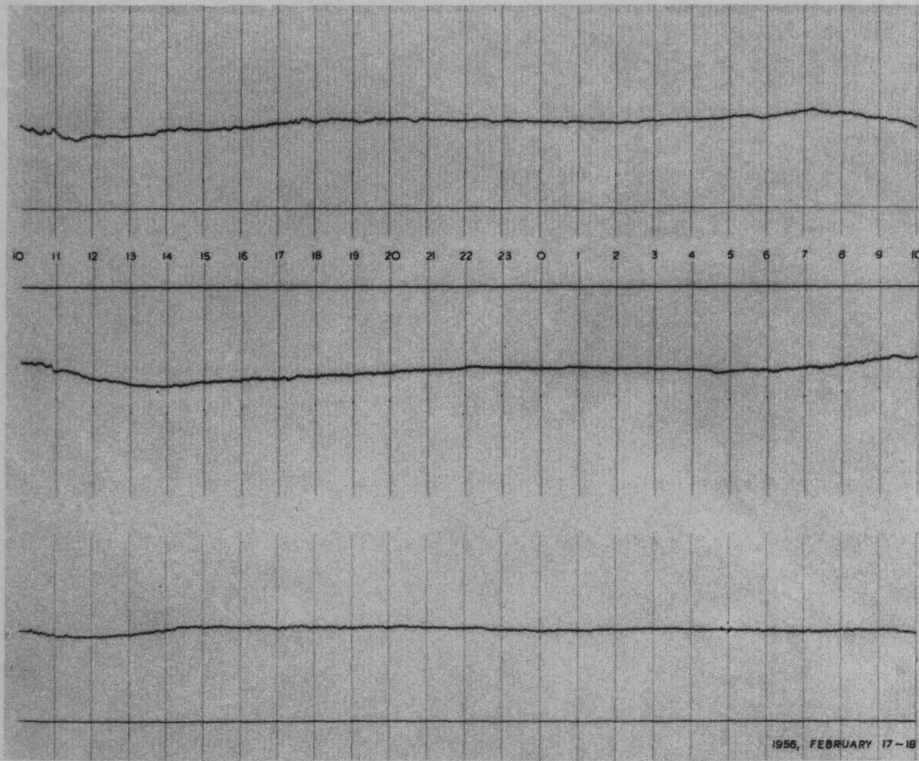
FEBRUARY 15-16

1956, FEBRUARY 15-16



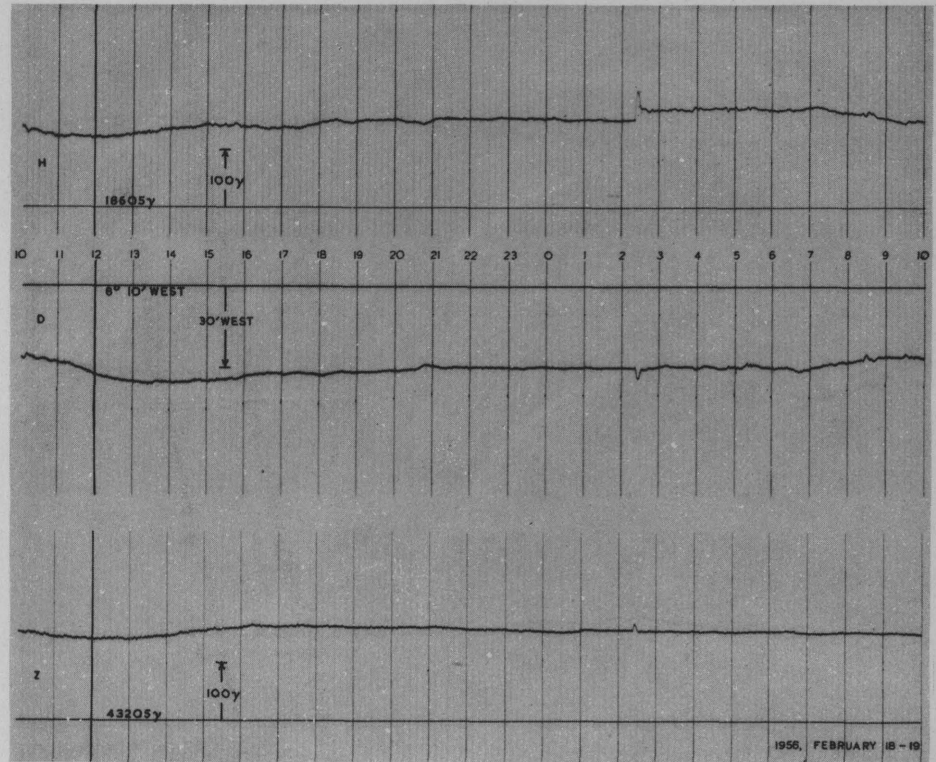
1956

FEBRUARY 16-17

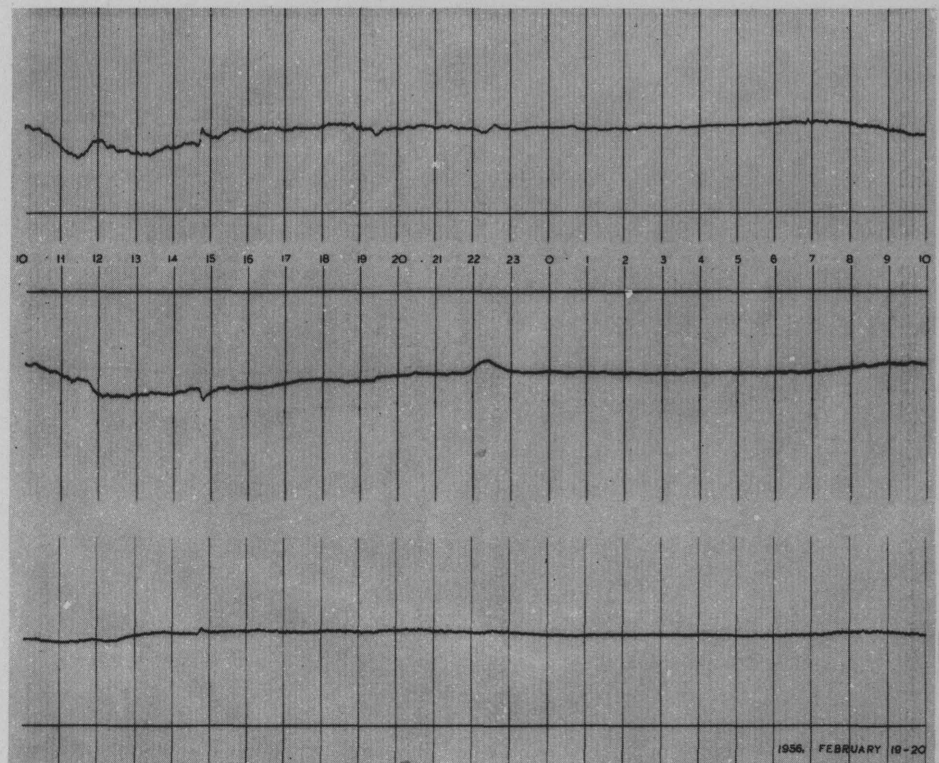


FEBRUARY 17-18

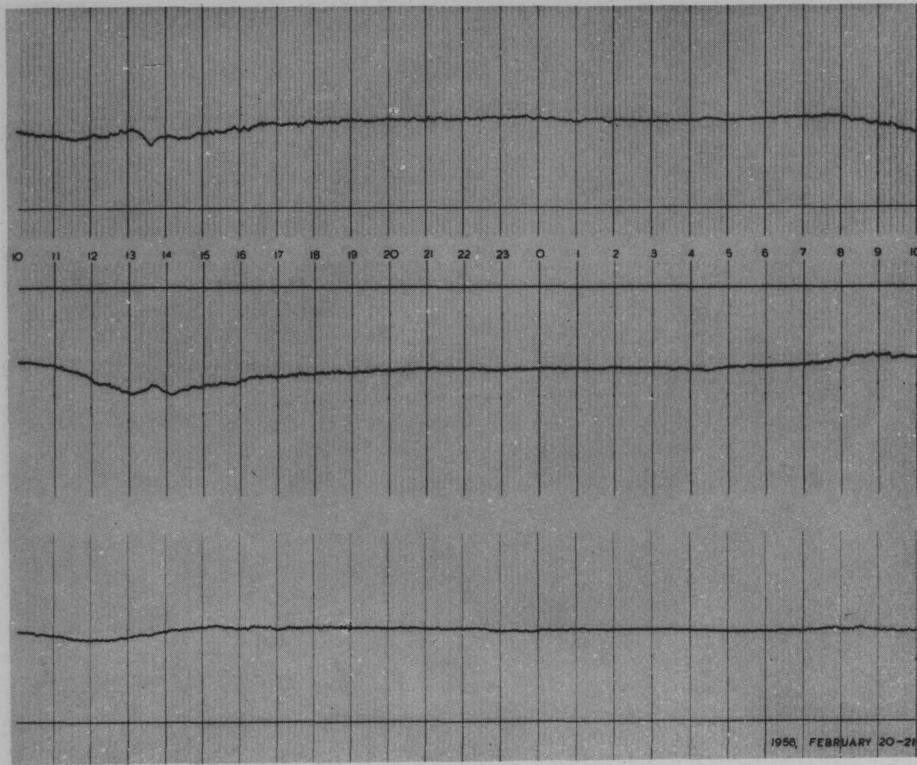
1956



FEBRUARY 18-19

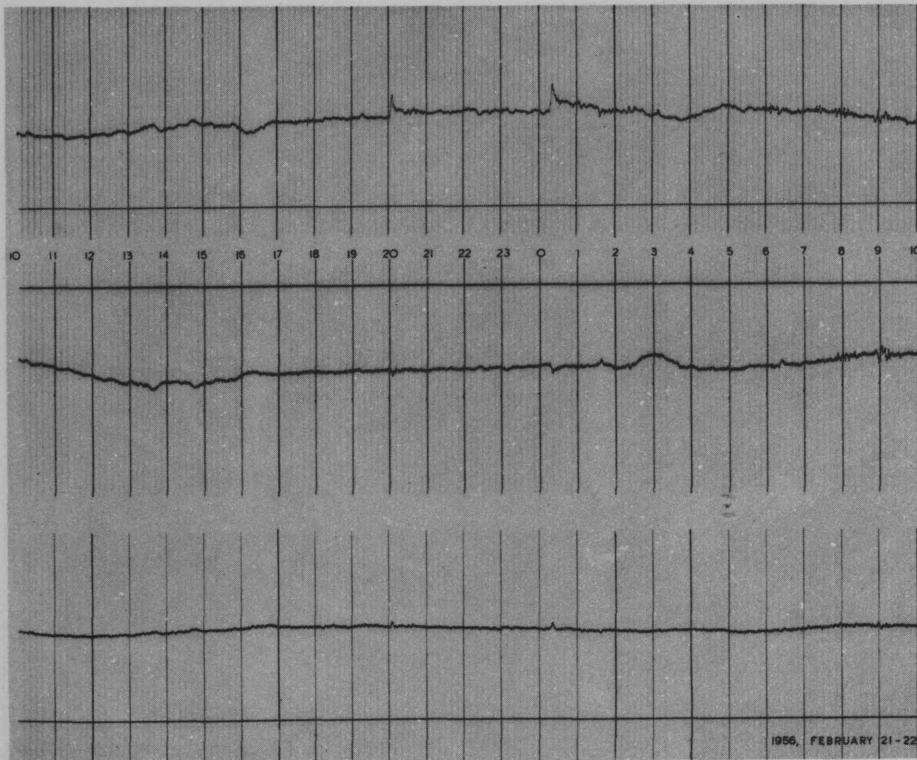


FEBRUARY 19-20



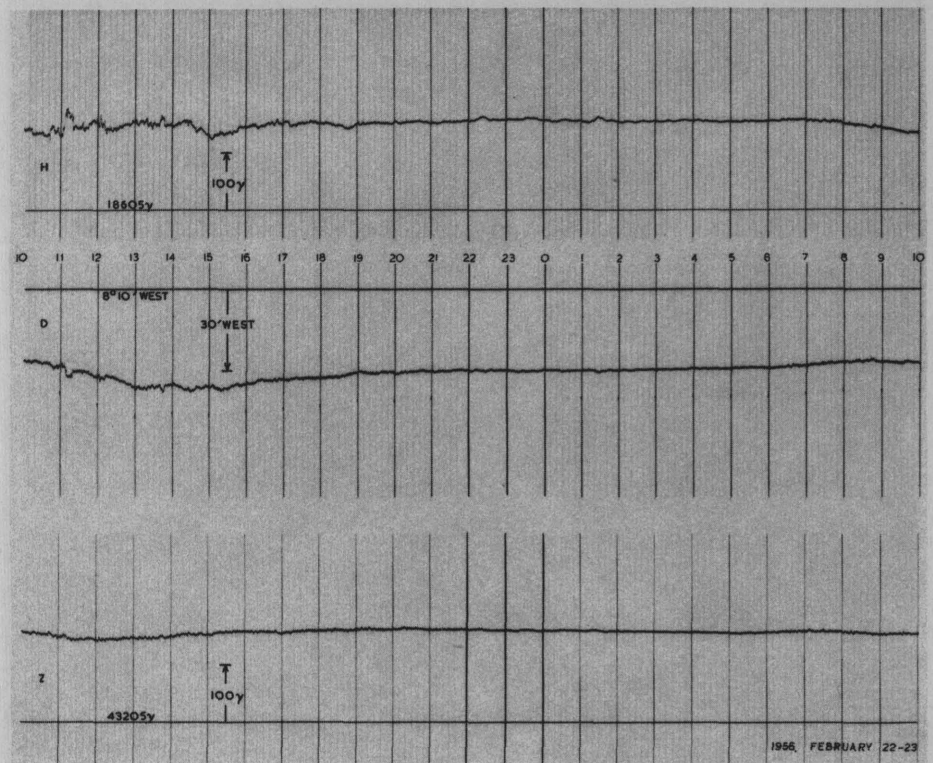
1956

FEBRUARY 20-21

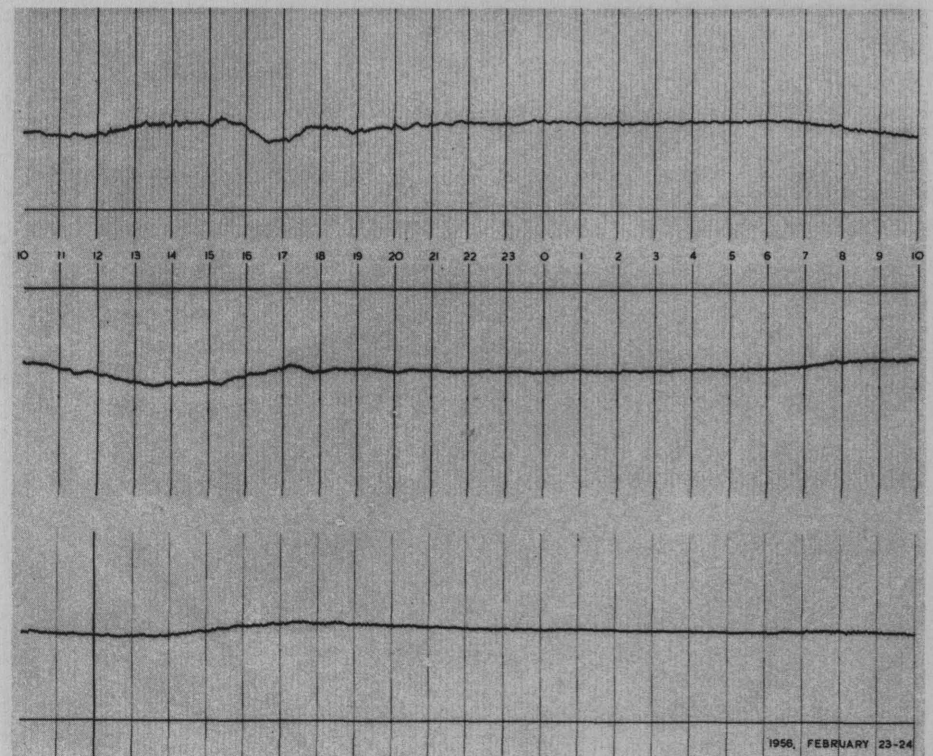


FEBRUARY 21-22

1956

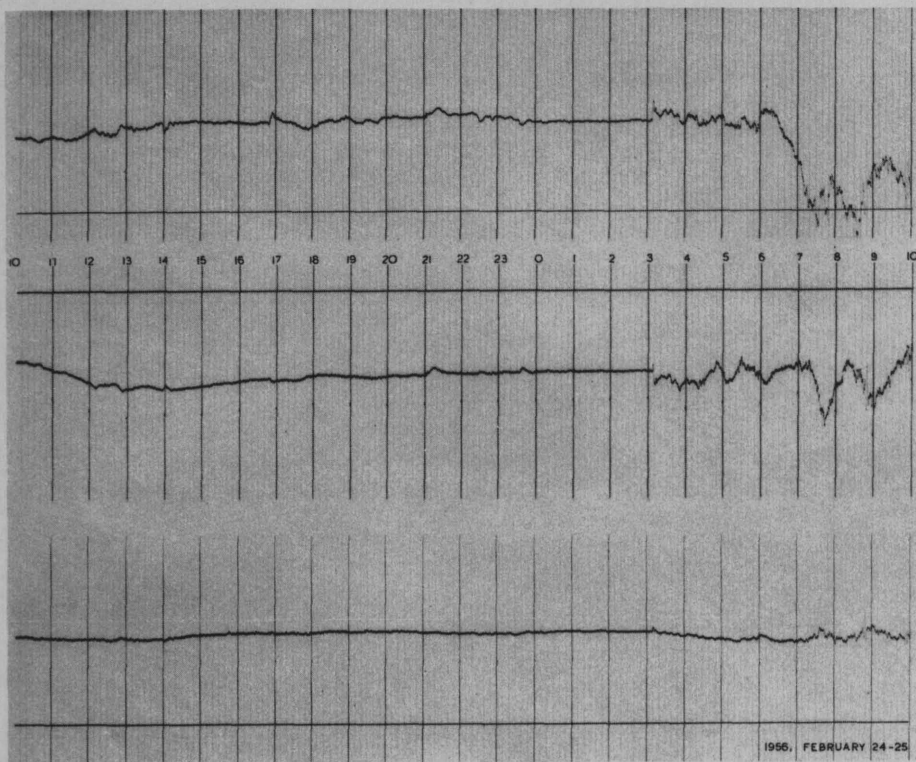


FEBRUARY 22-23

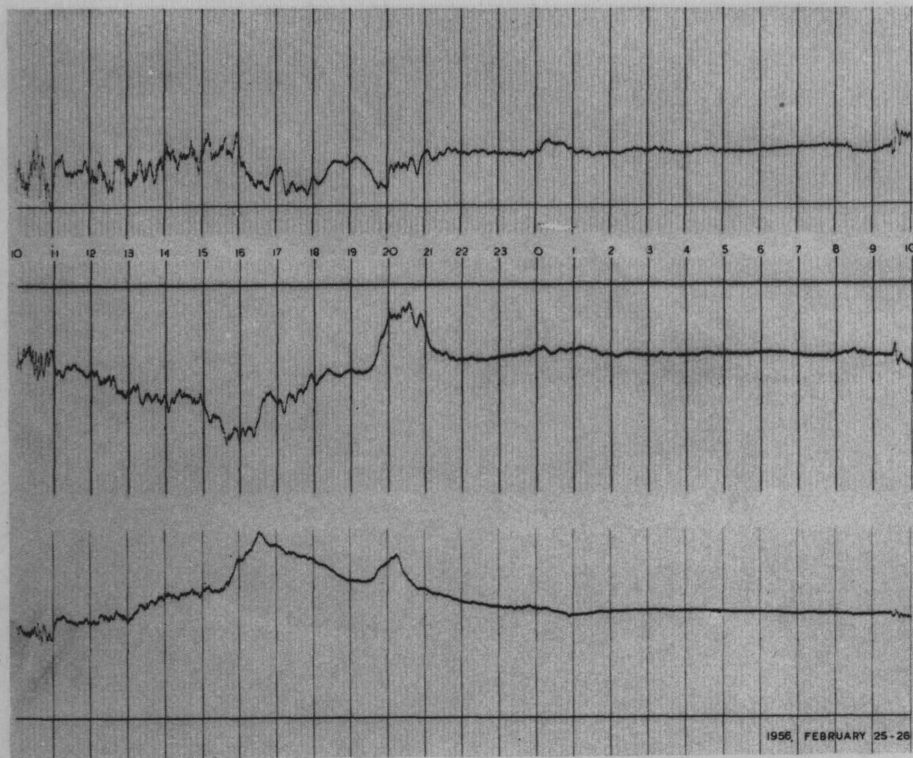


FEBRUARY 23-24

1956

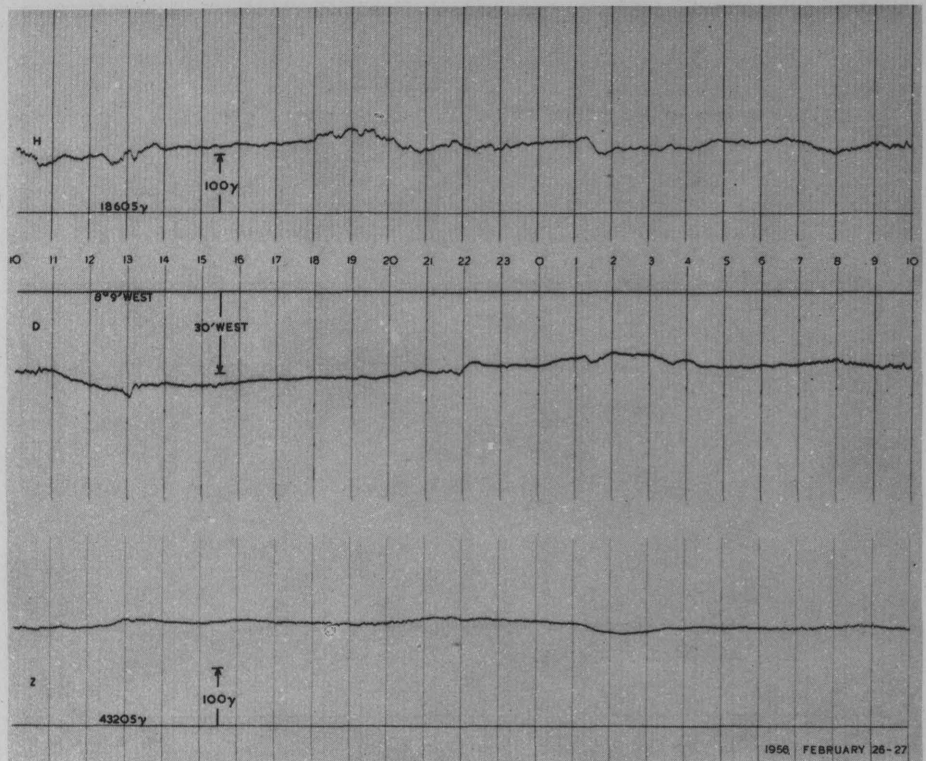


FEBRUARY 24-25

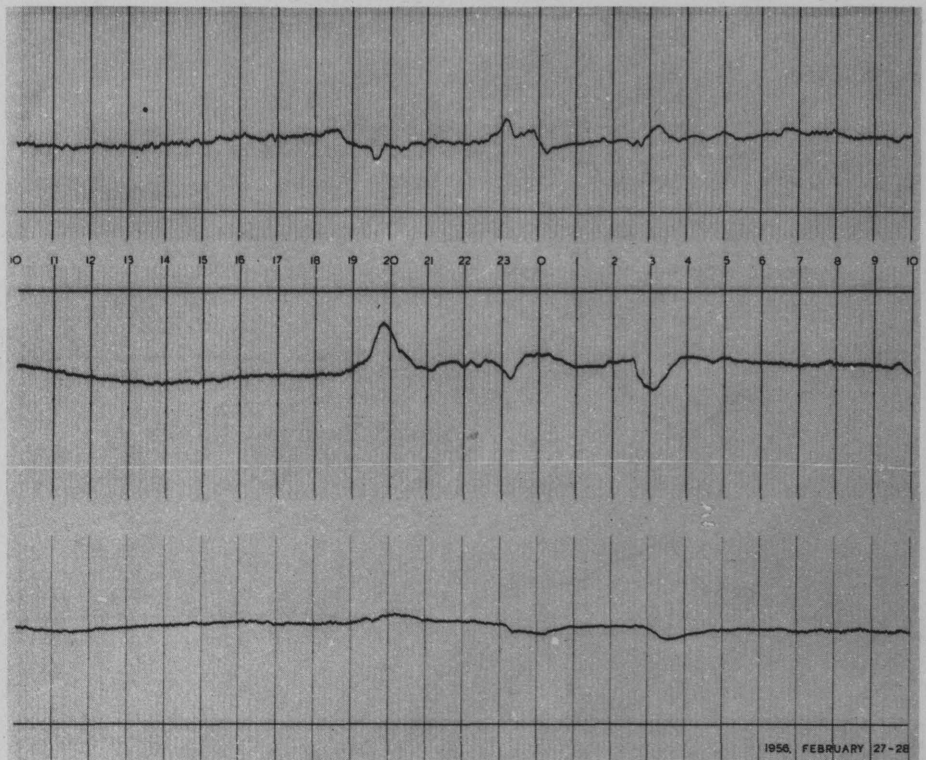


FEBRUARY 25-26

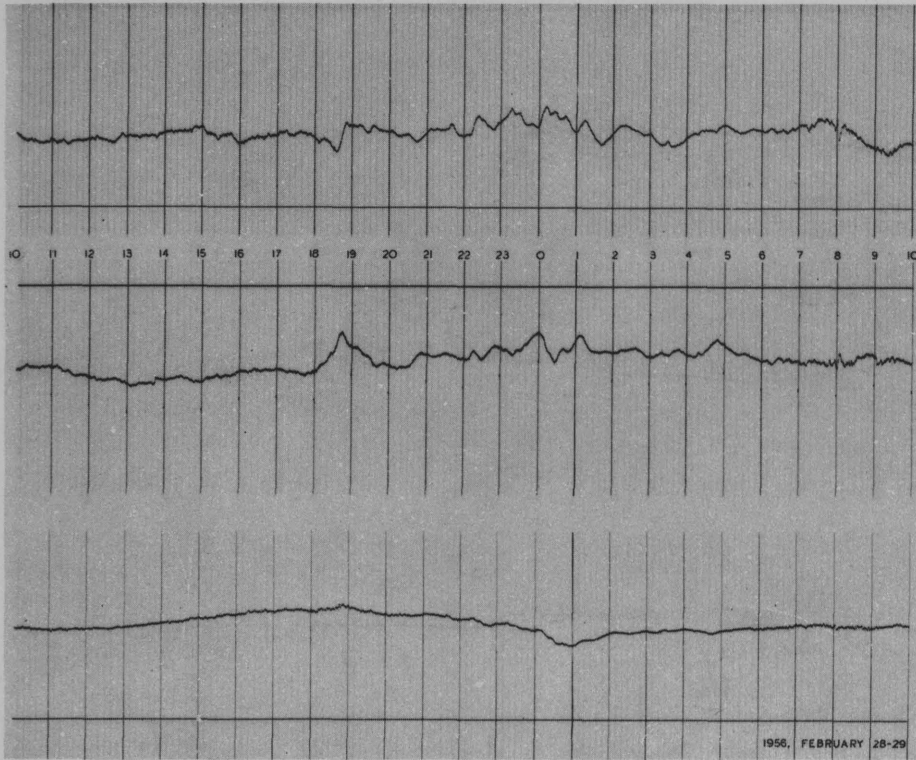
1956



FEBRUARY 26-27

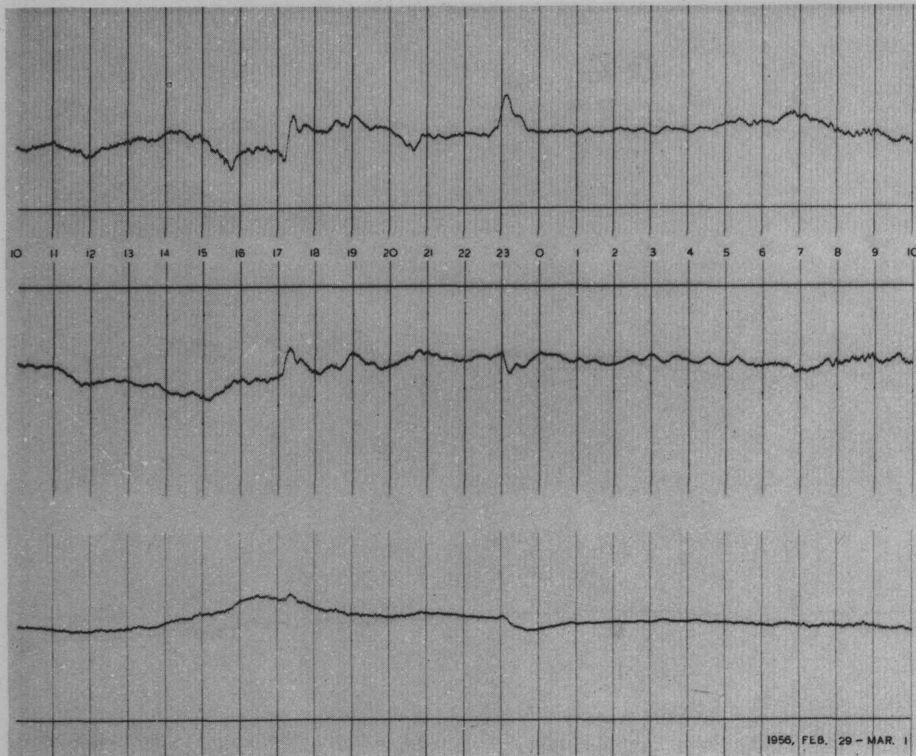


FEBRUARY 27-28



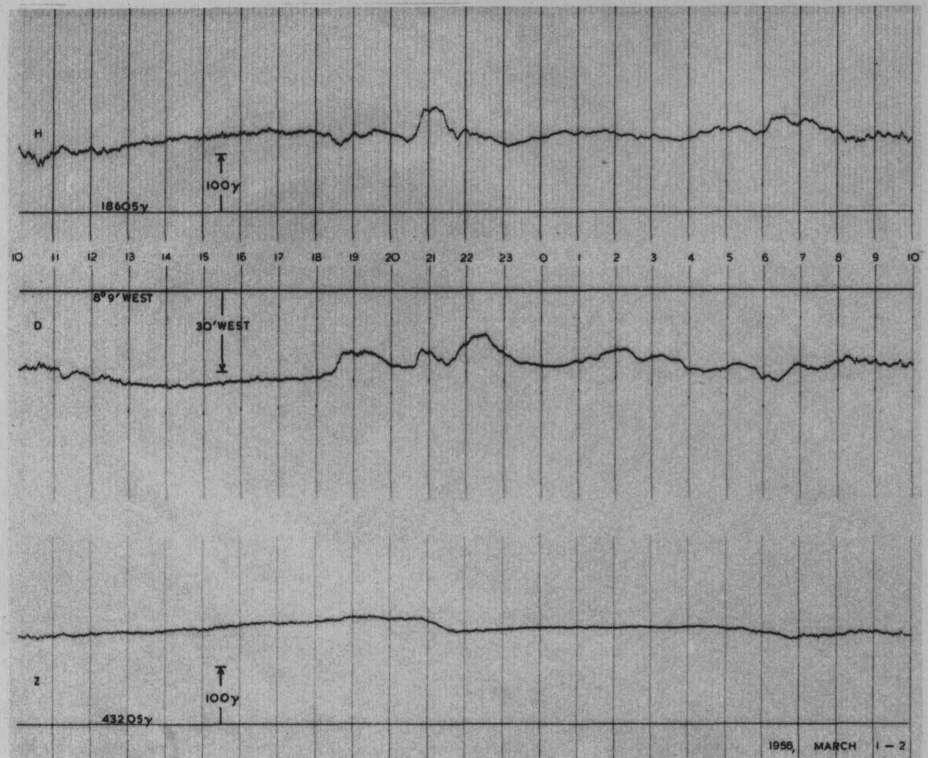
1956

FEBRUARY 28-29

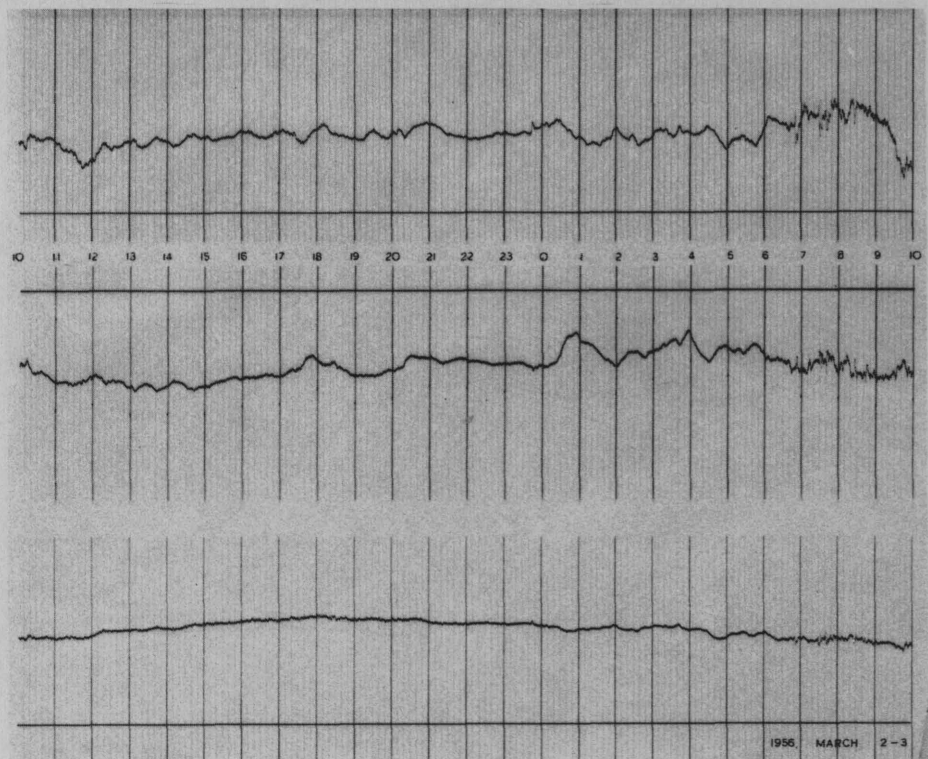


FEB. 29- MAR. 1

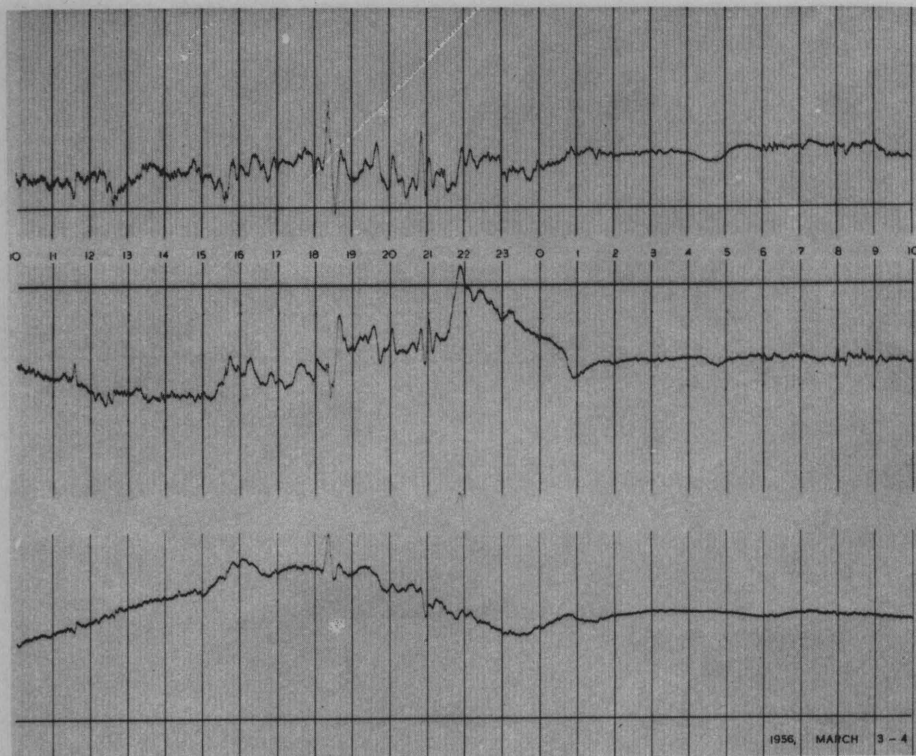
1956



MARCH 1-2

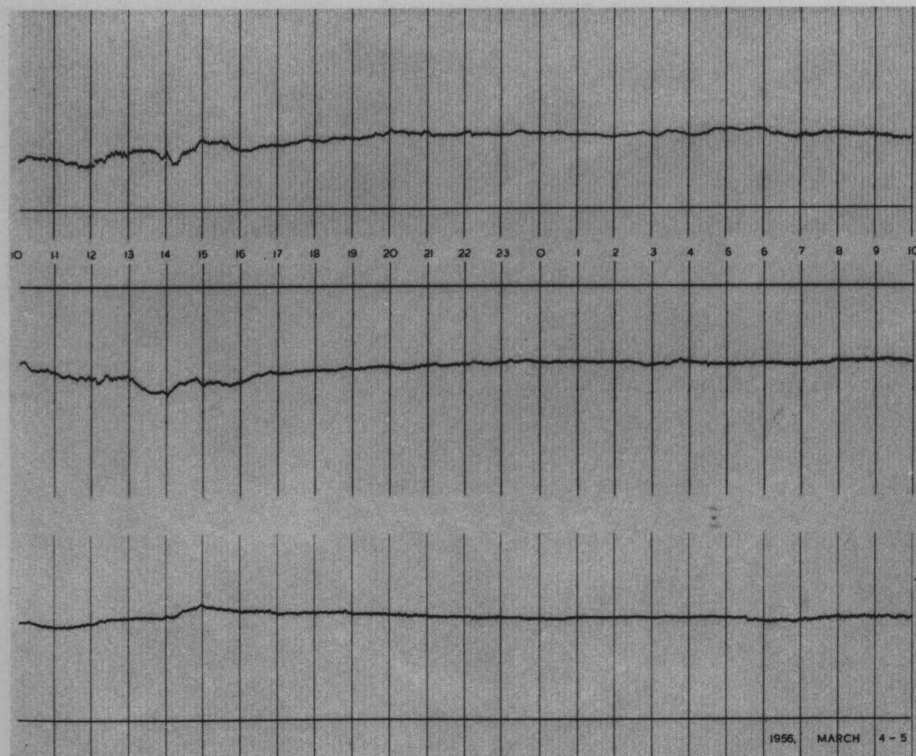


MARCH 2-3



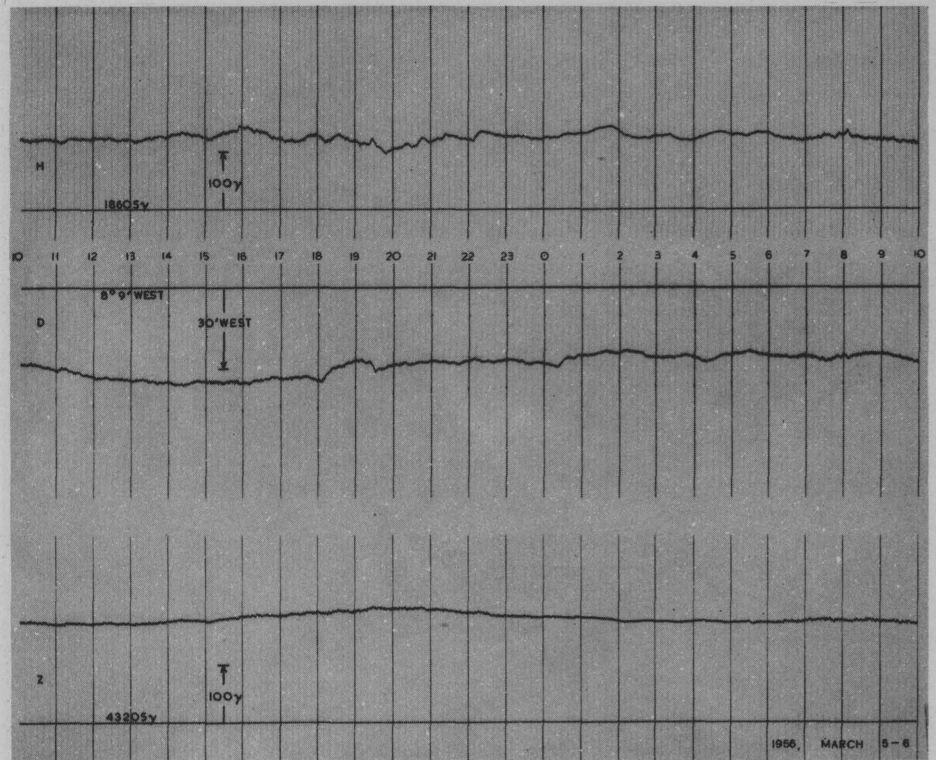
1956

MARCH 3-4

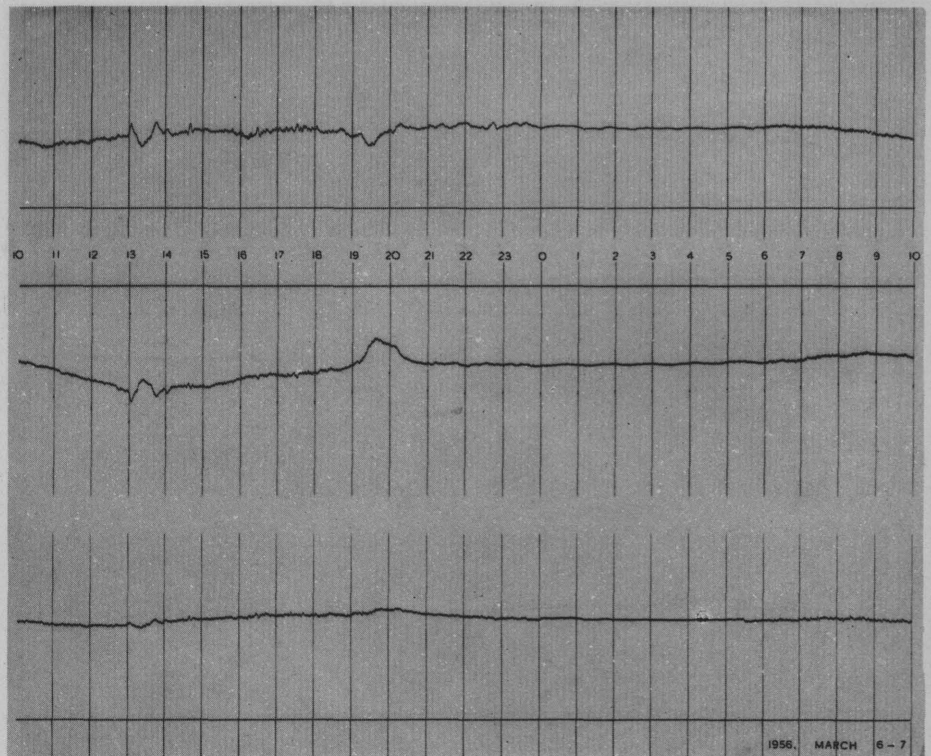


MARCH 4-5

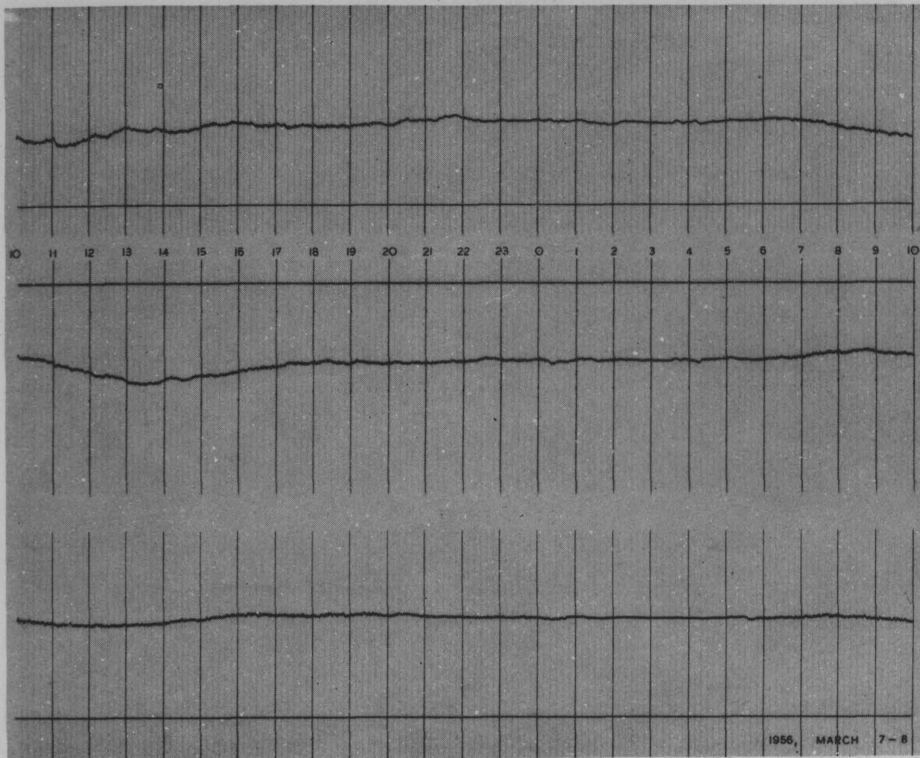
1956



MARCH 5-6

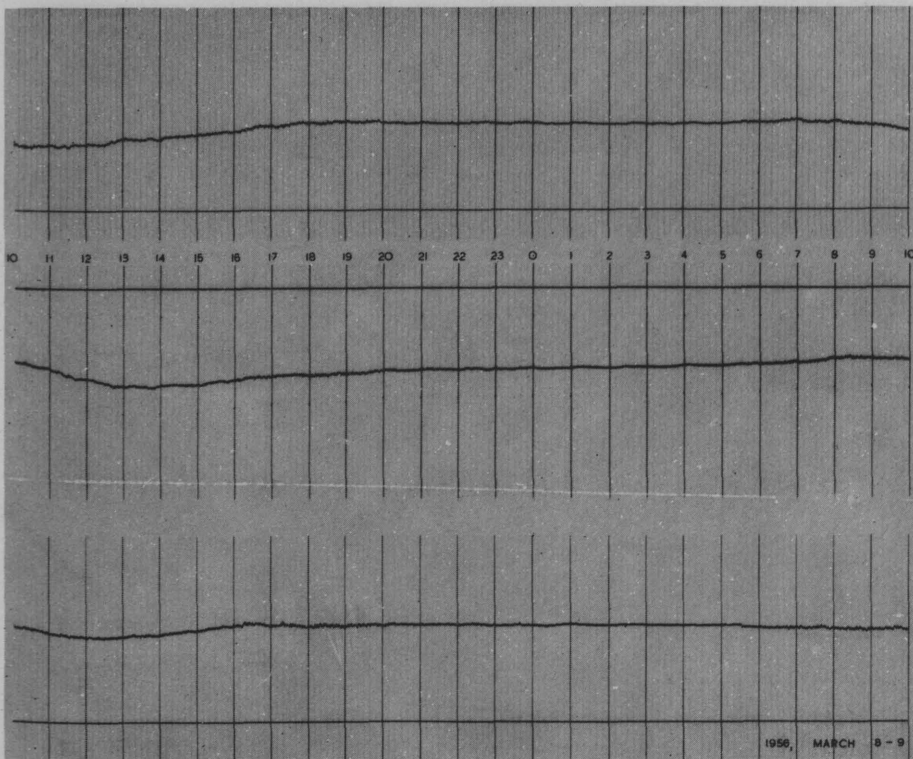


MARCH 6-7



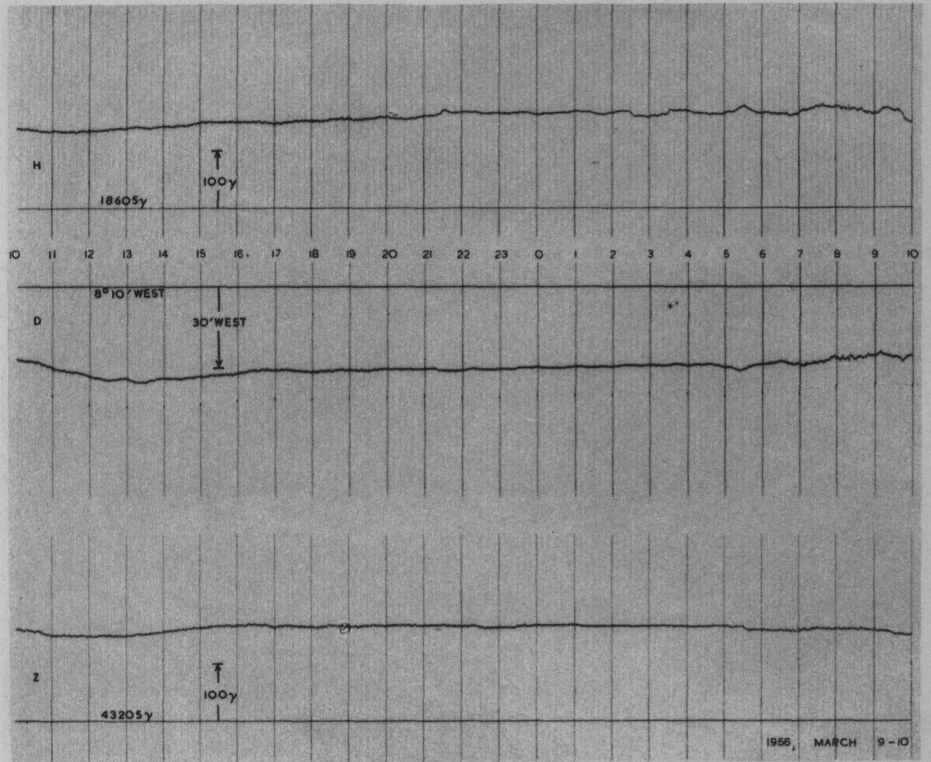
1956

MARCH 7-8

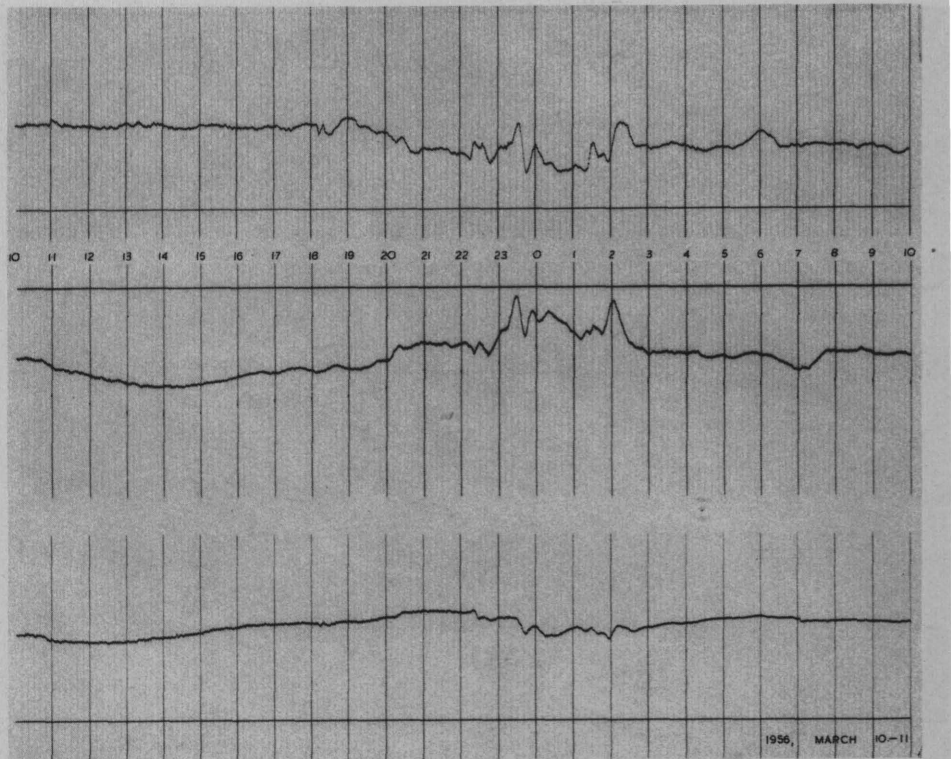


MARCH 8-9

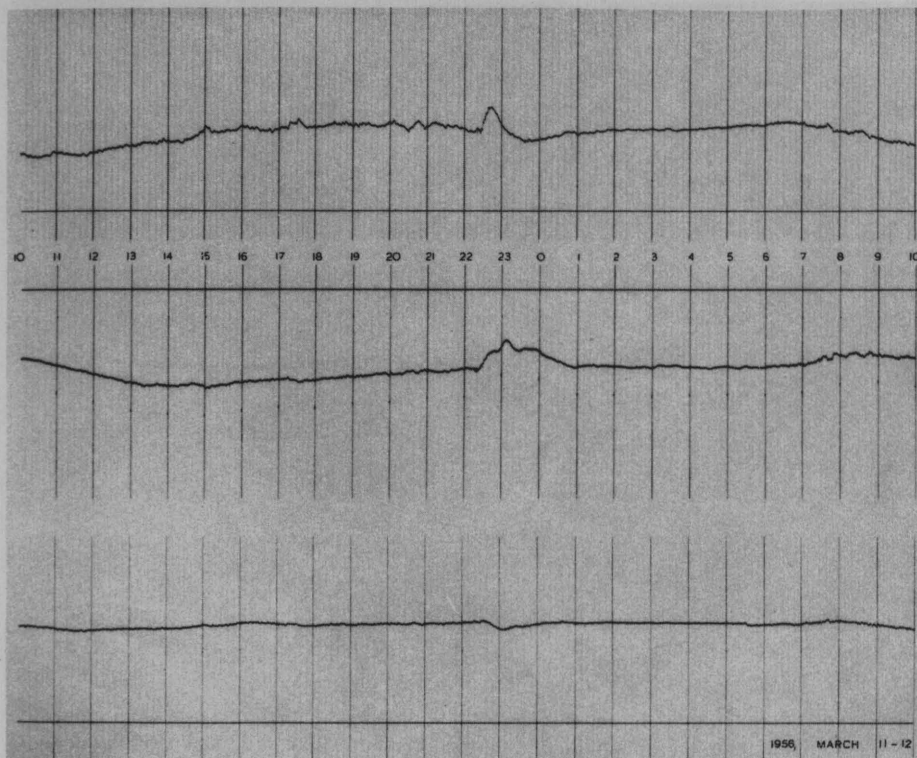
1956



MARCH 9-10

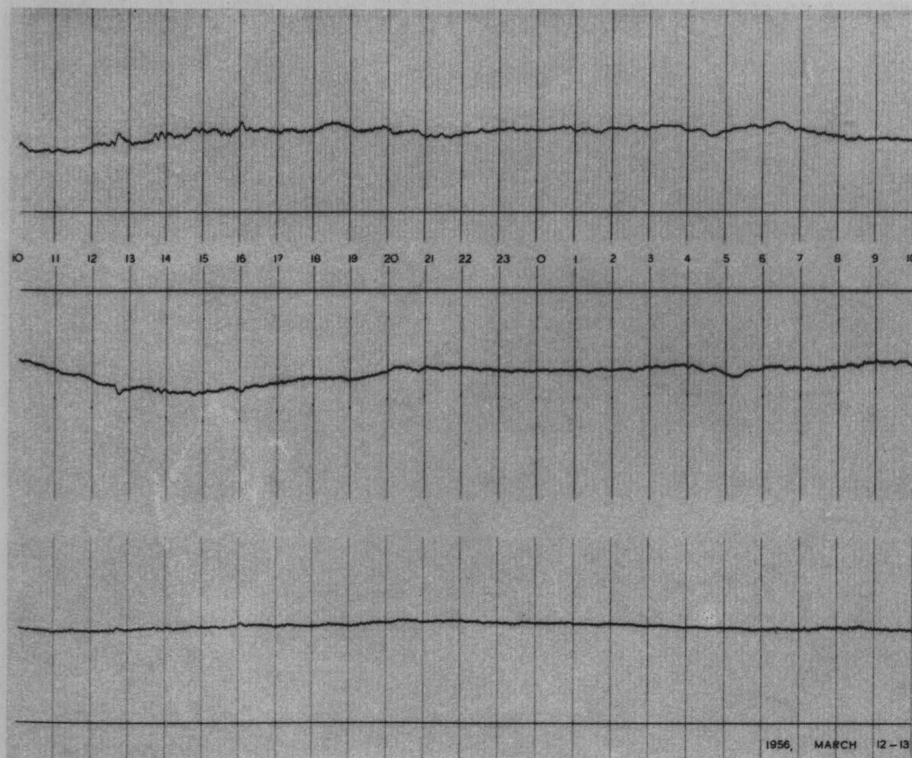


MARCH 10-11



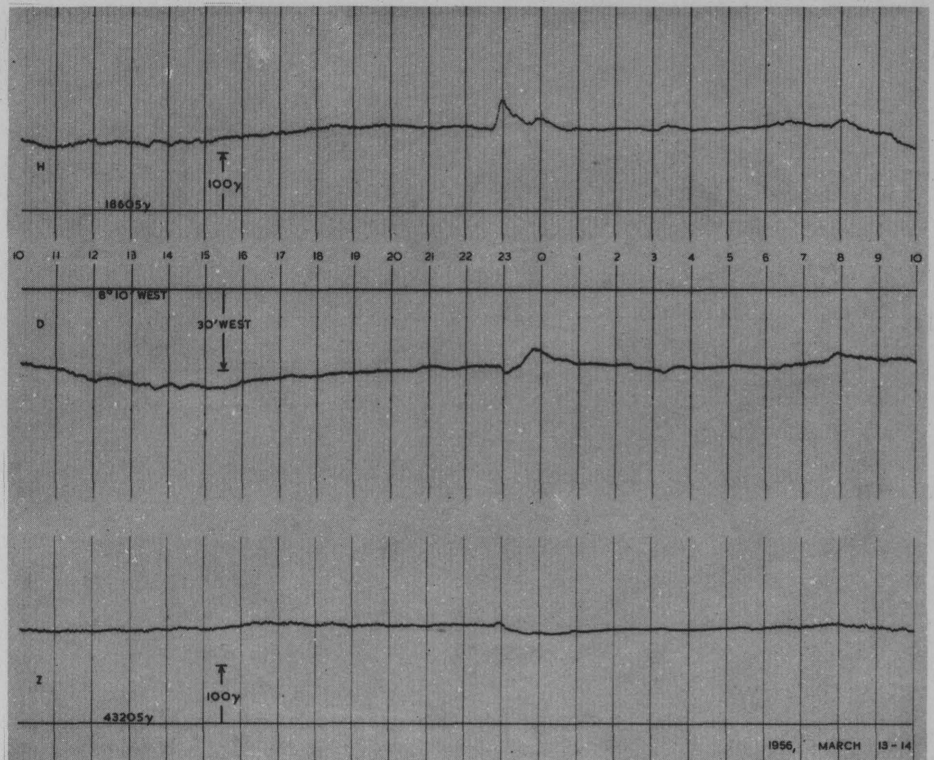
1956

MARCH 11-12

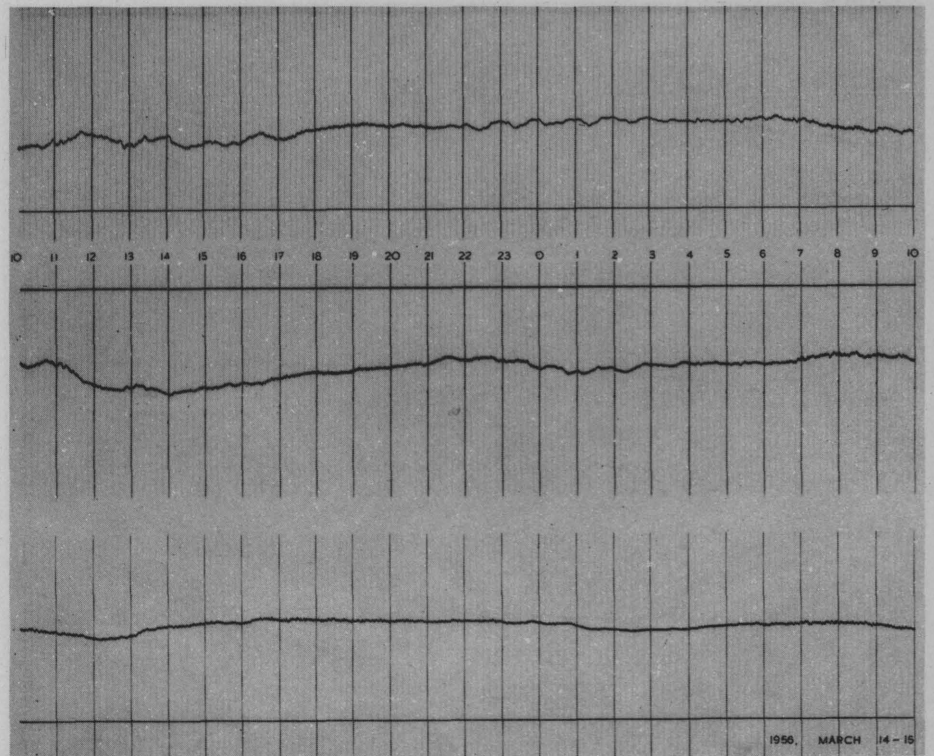


MARCH 12-13

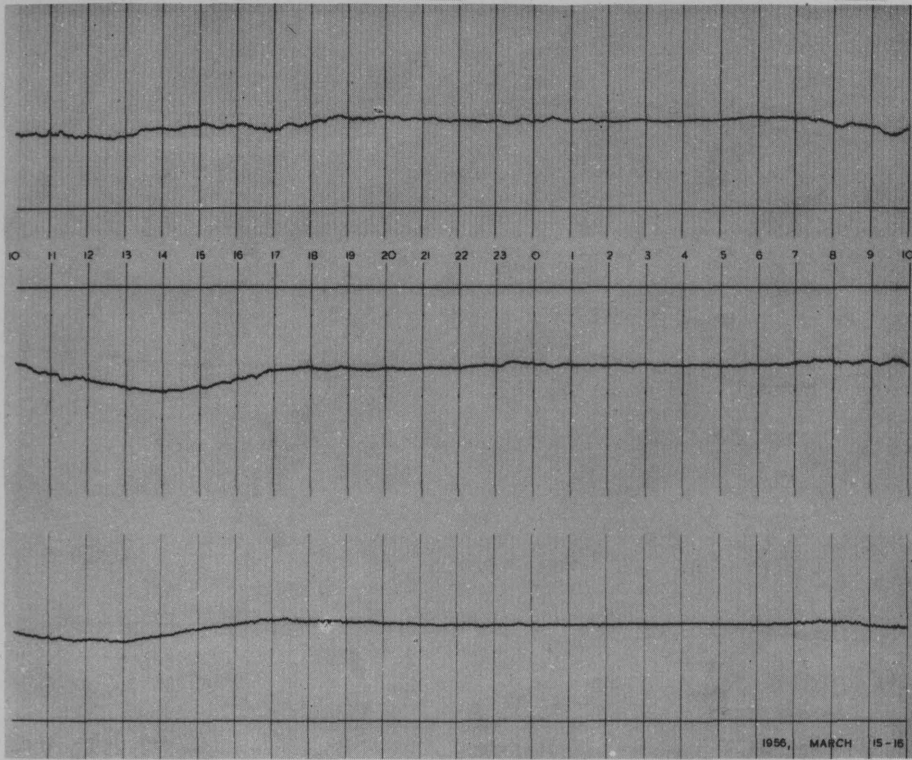
1956



MARCH 13-14

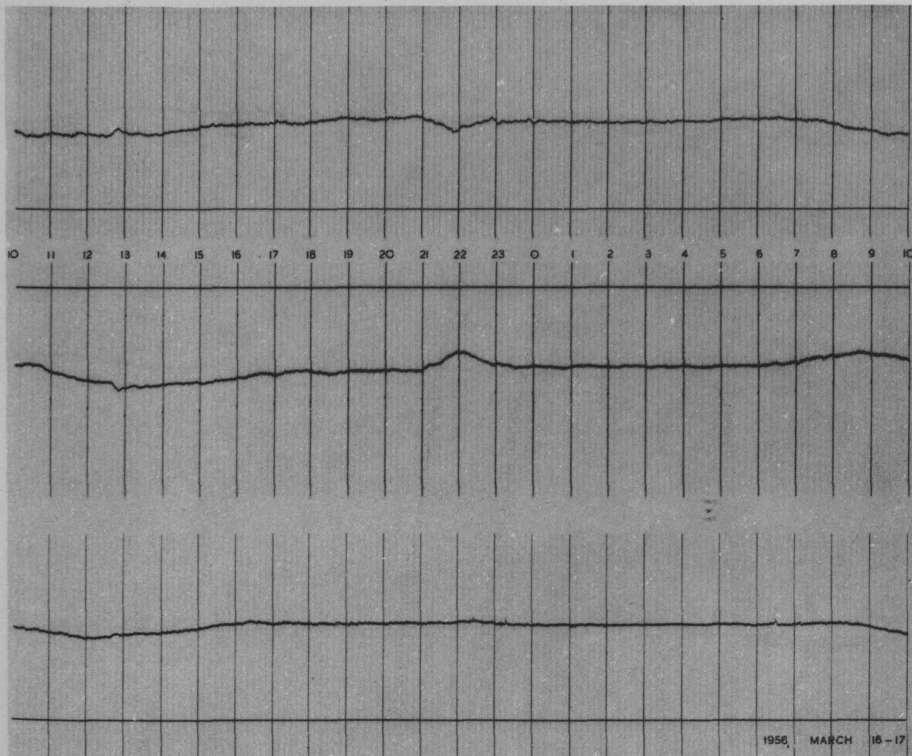


MARCH 14-15



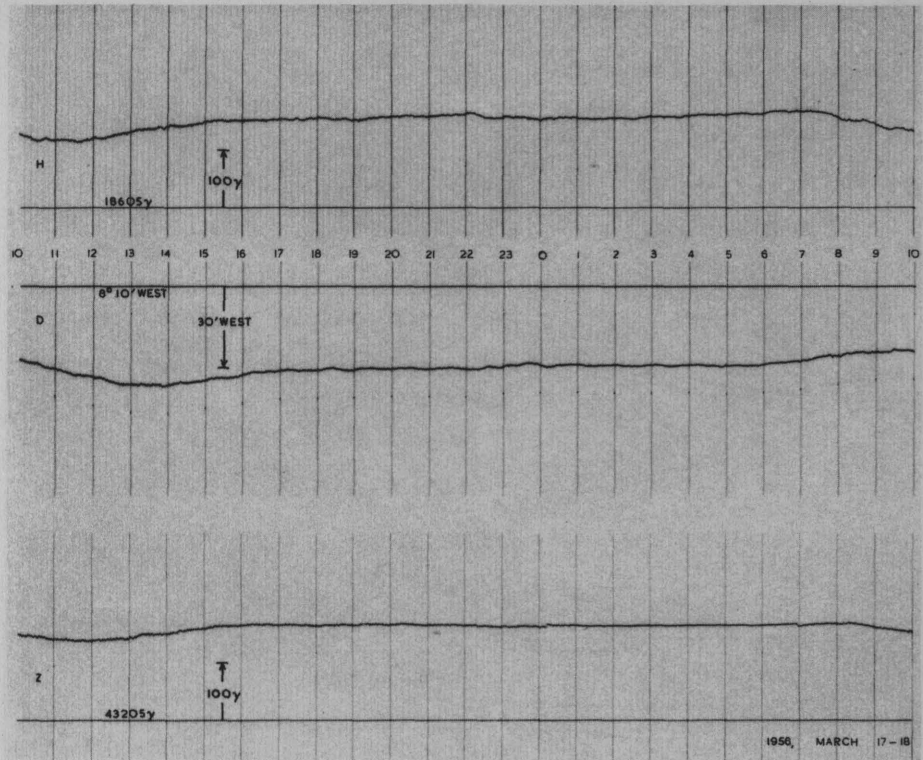
1956

MARCH 15-16

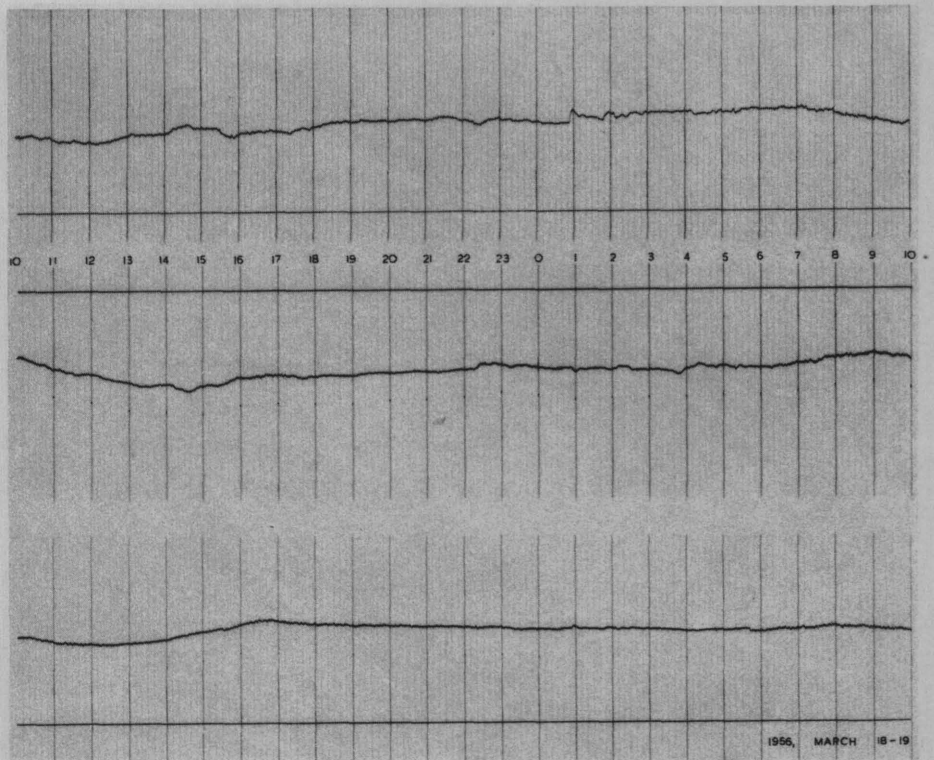


MARCH 16-17

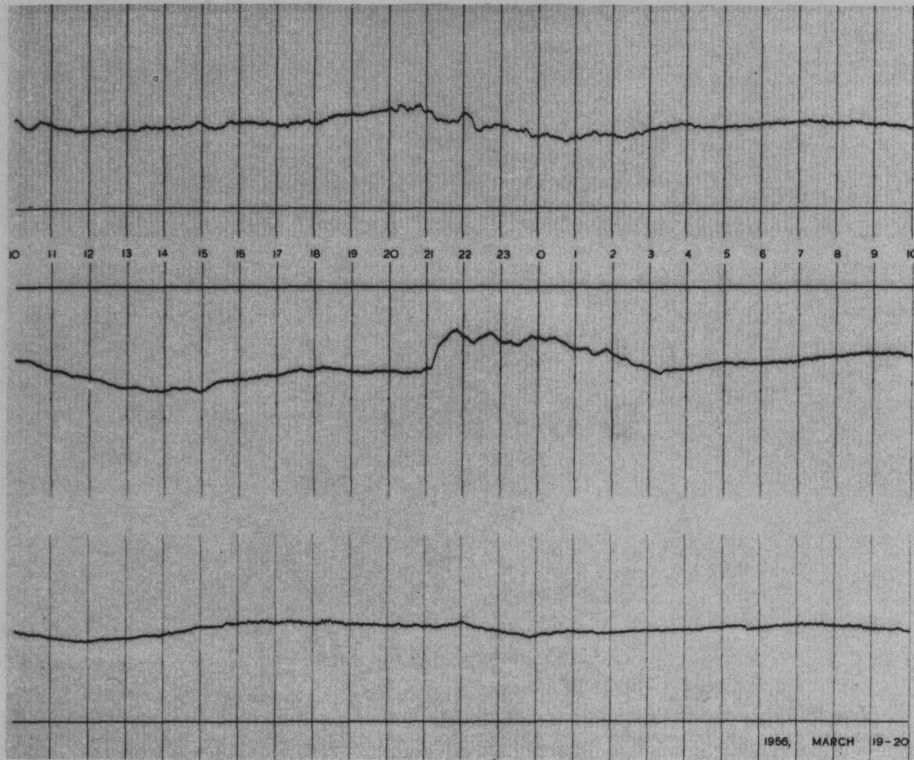
1956



MARCH 17-18

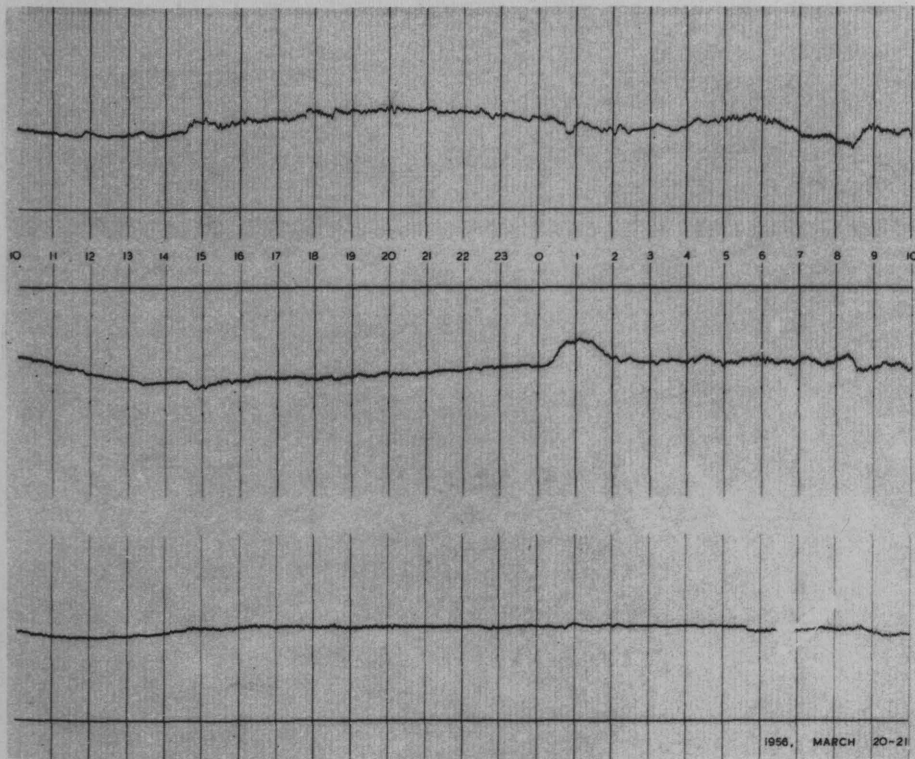


MARCH 18-19



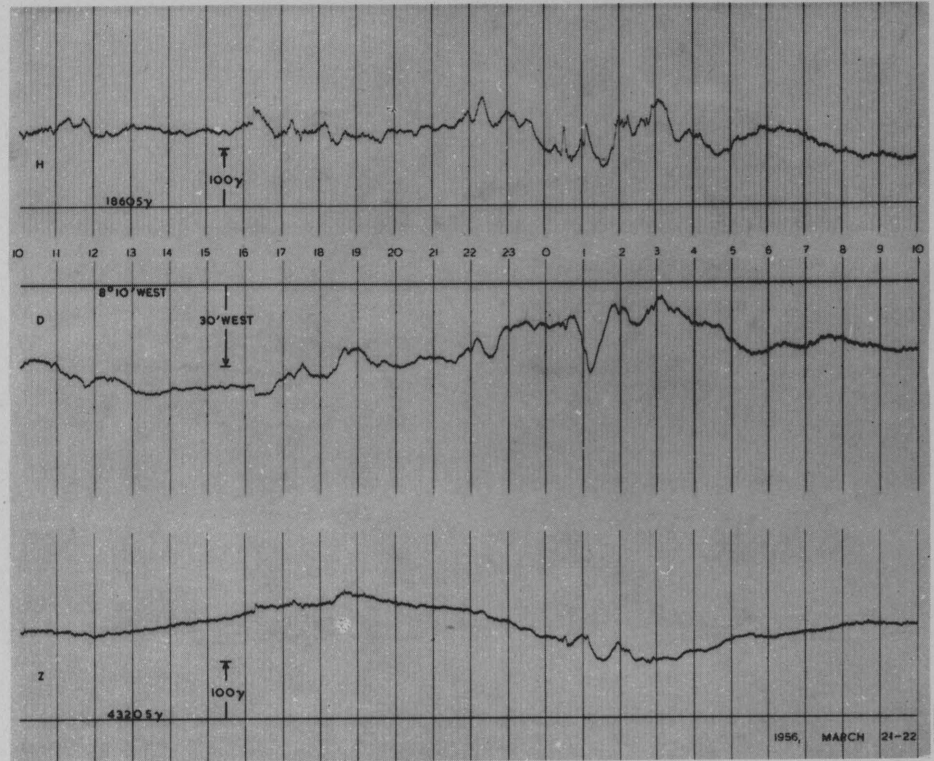
1956

MARCH 19-20

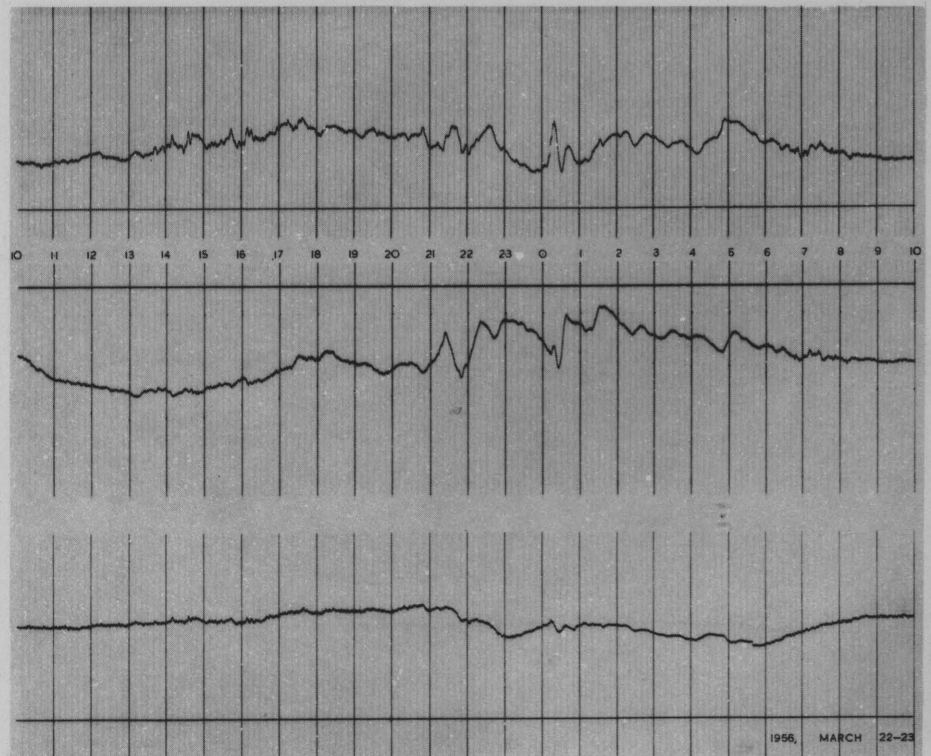


MARCH 20-21

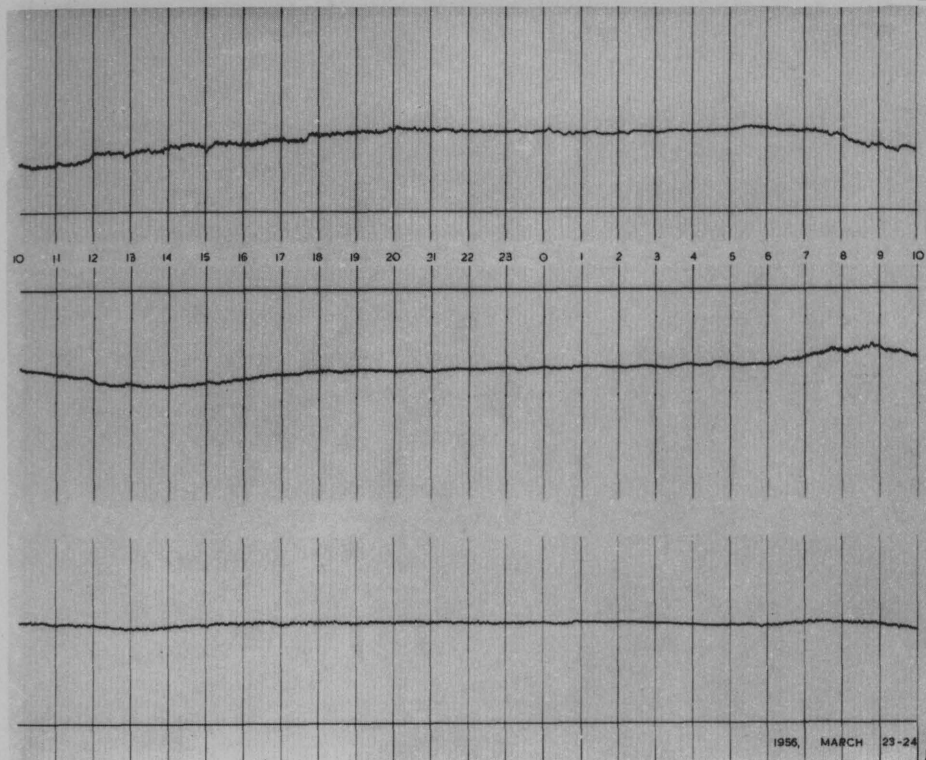
1956



MARCH 21-22

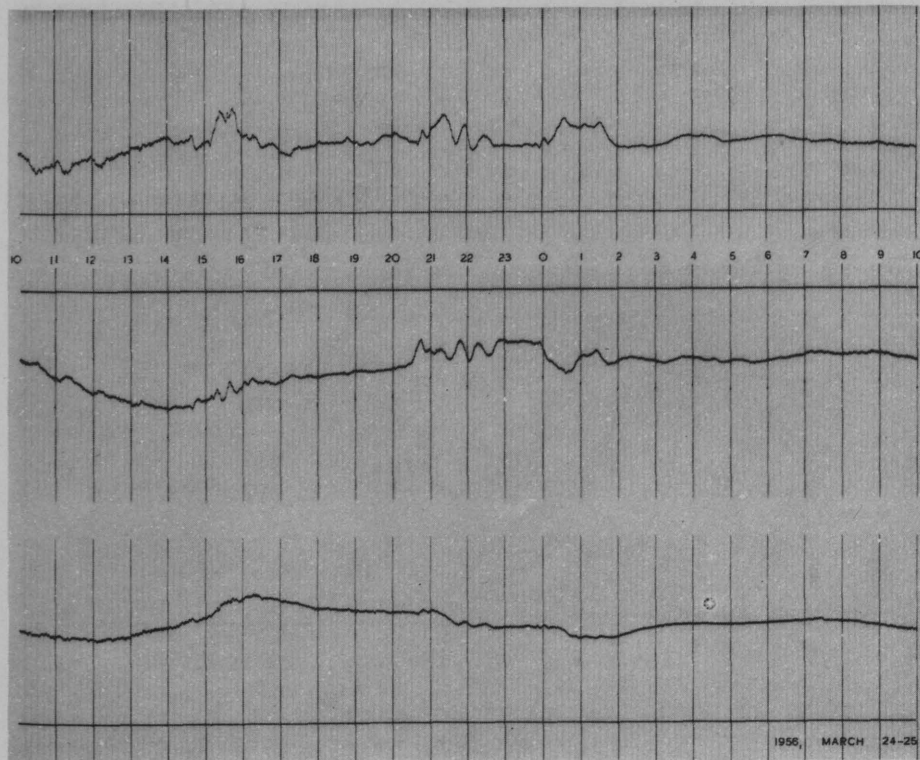


MARCH 22-23



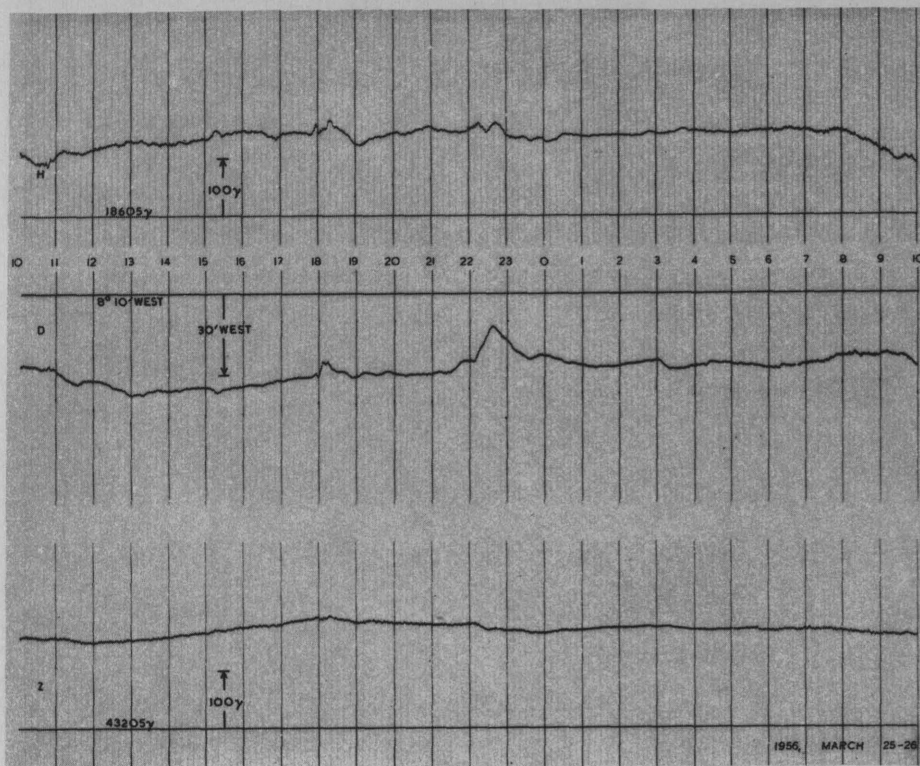
1956

MARCH 23-24



MARCH 24-25

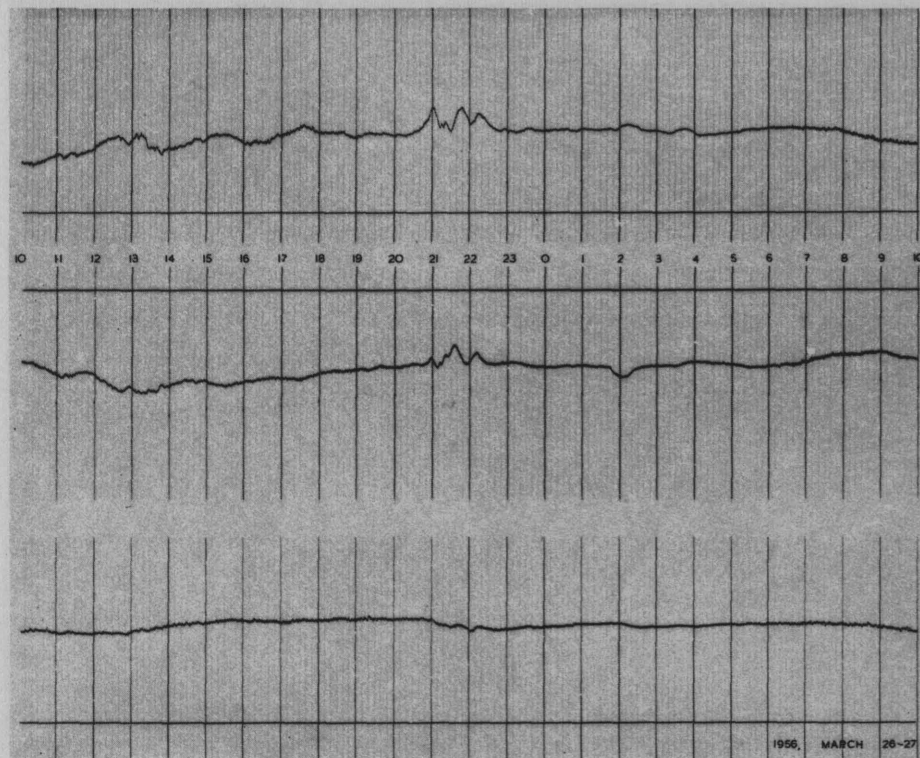
1956



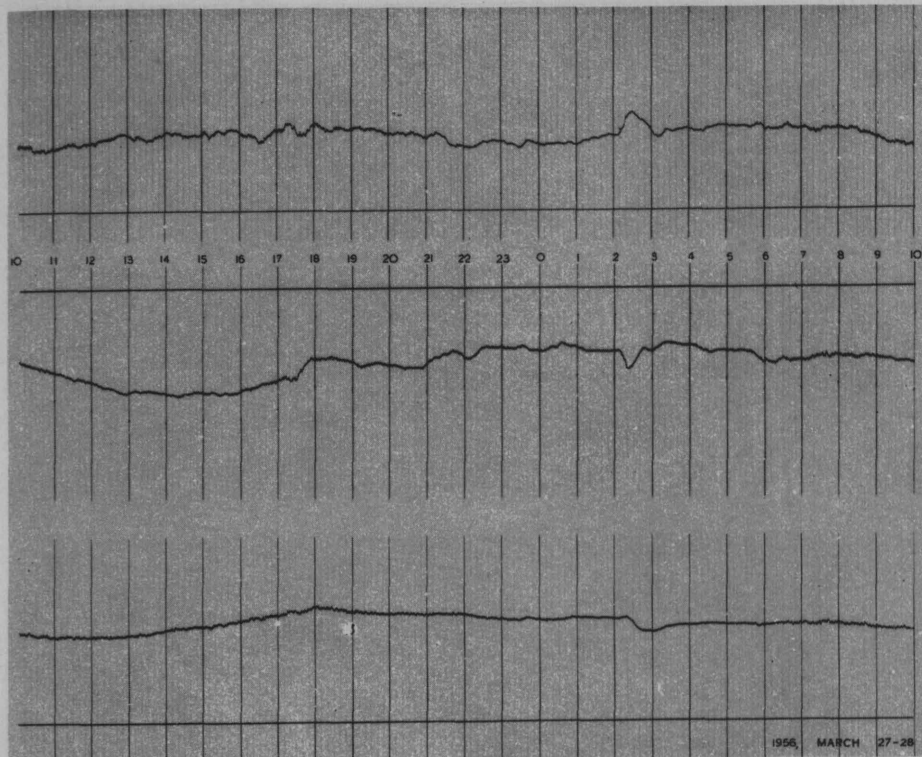
MARCH 25-26

1956, MARCH 25-26

MARCH 26-27

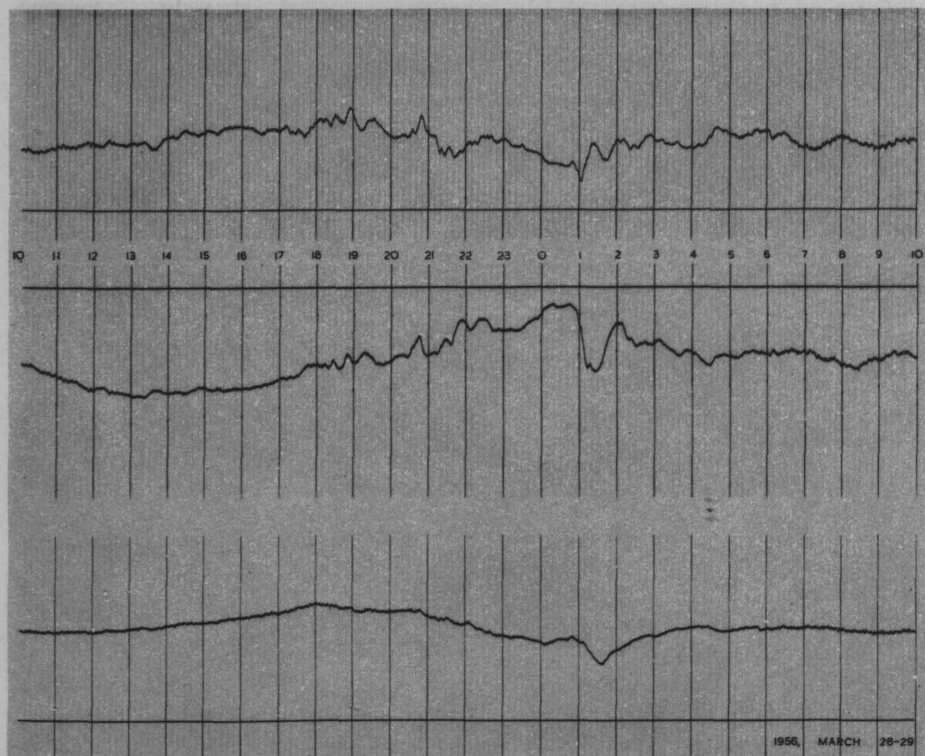


1956, MARCH 26-27



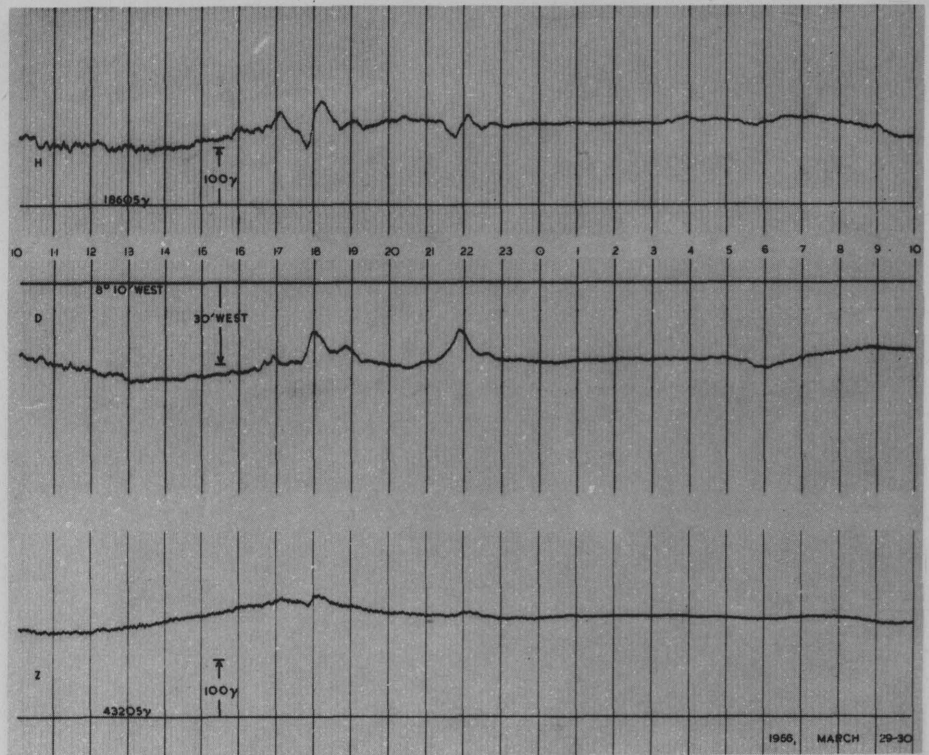
1956

MARCH 27-28

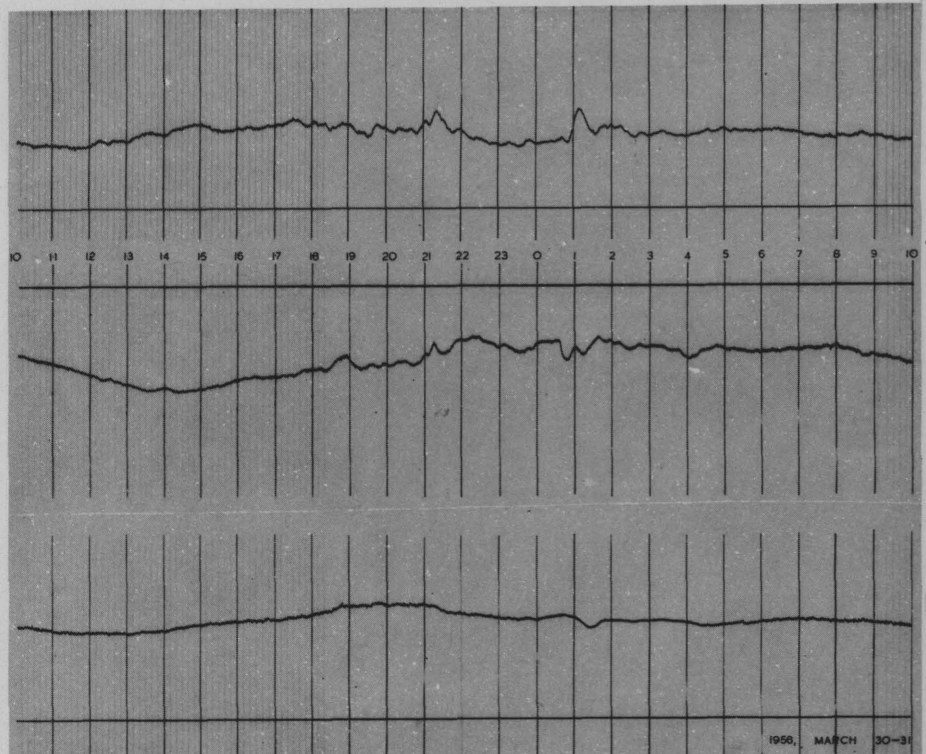


MARCH 28-29

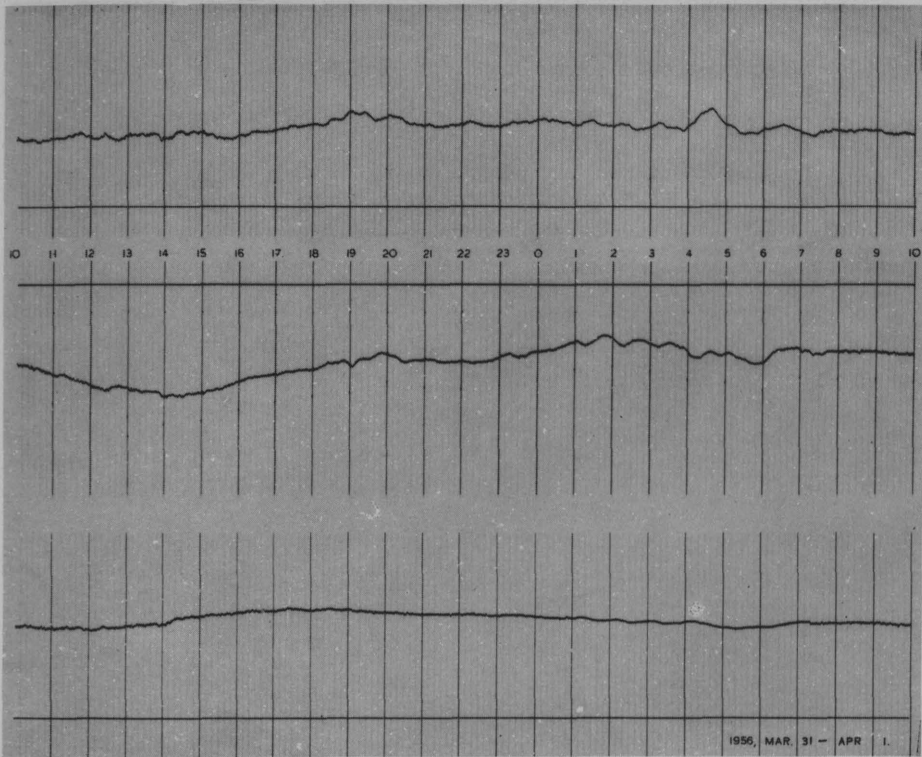
1956



MARCH 29-30

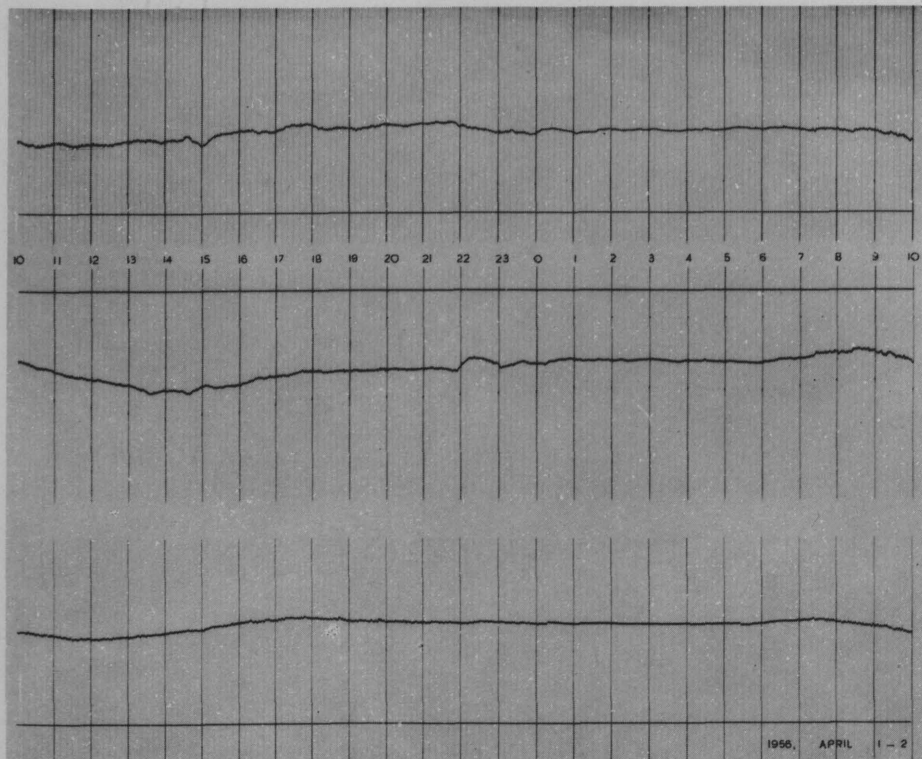


MARCH 30-31



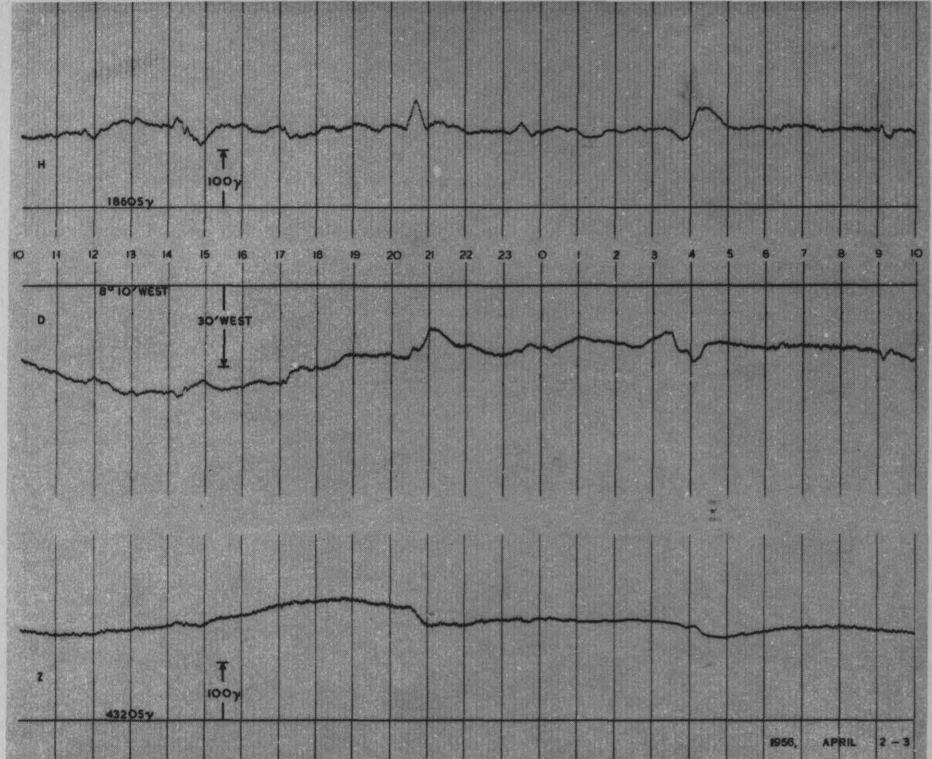
1956

MAR. 31-APR. 1

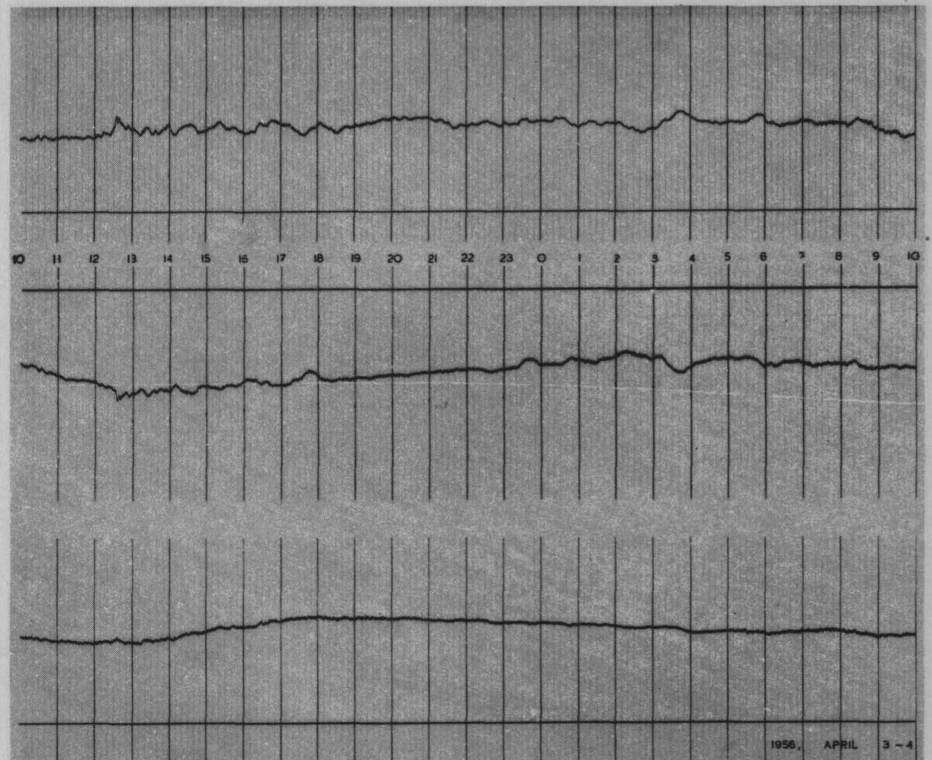


APRIL 1-2

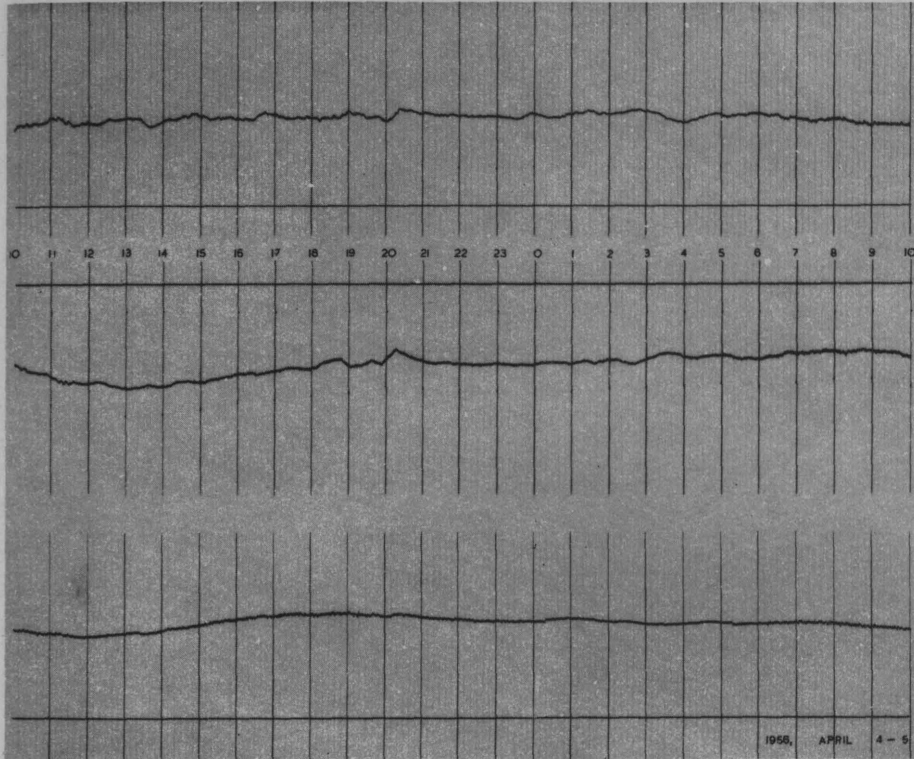
1956



APRIL 2-3

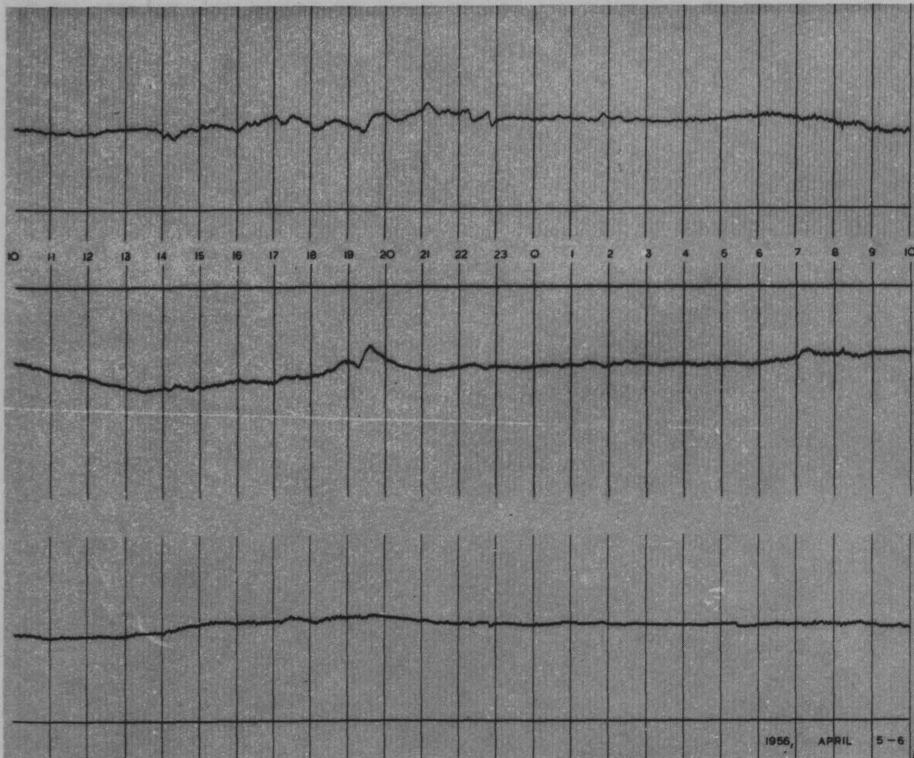


APRIL 3-4



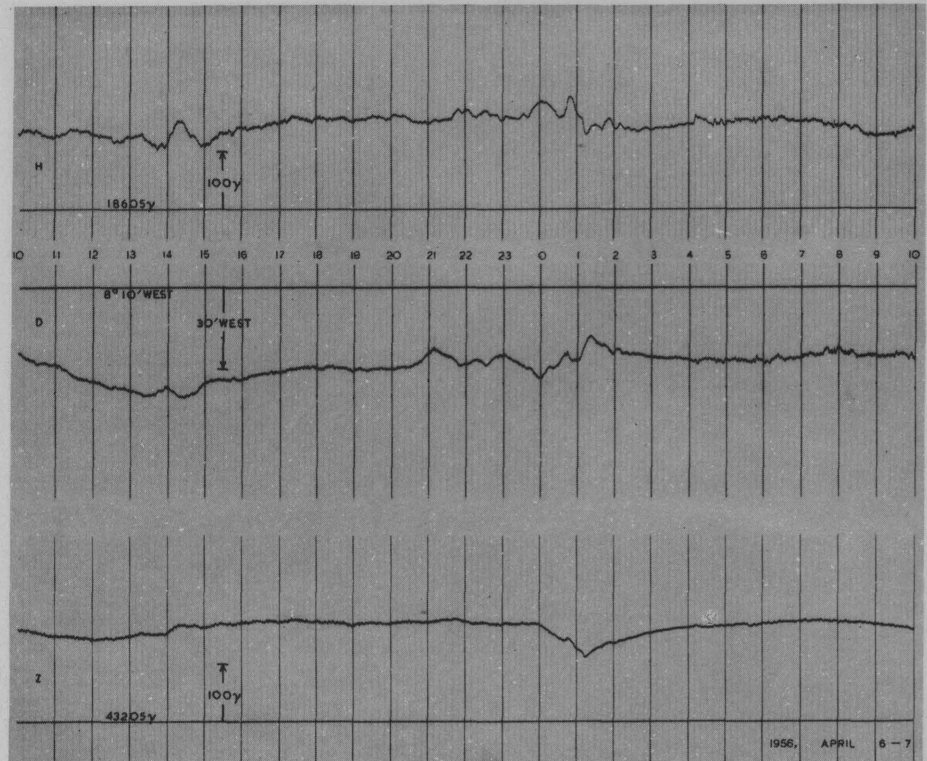
1956

APRIL 4-5

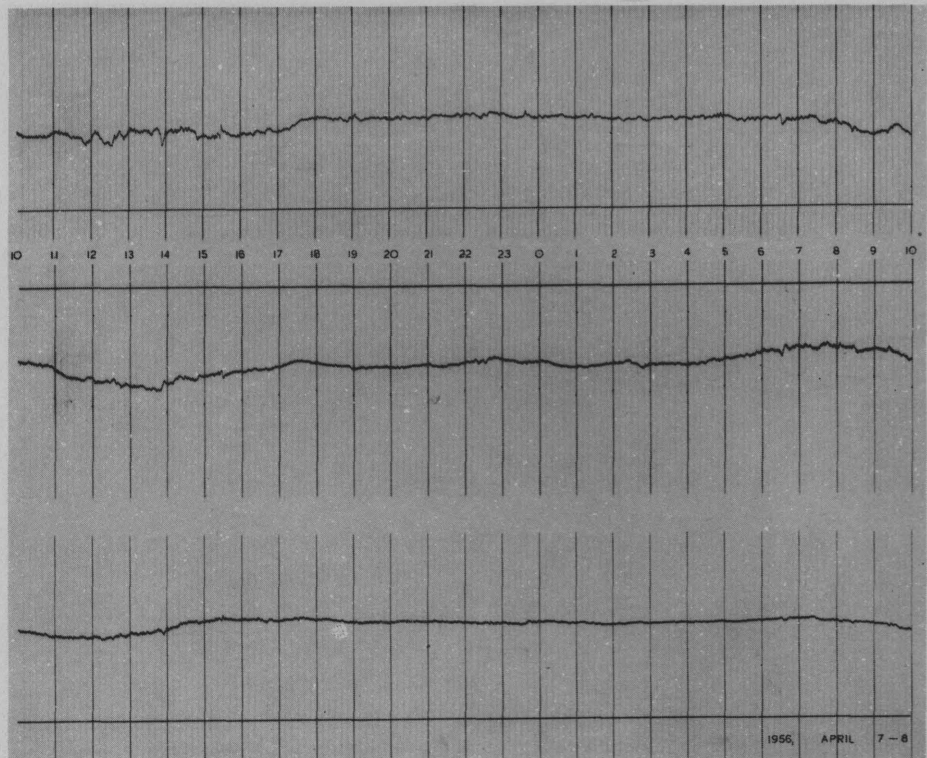


APRIL 5-6

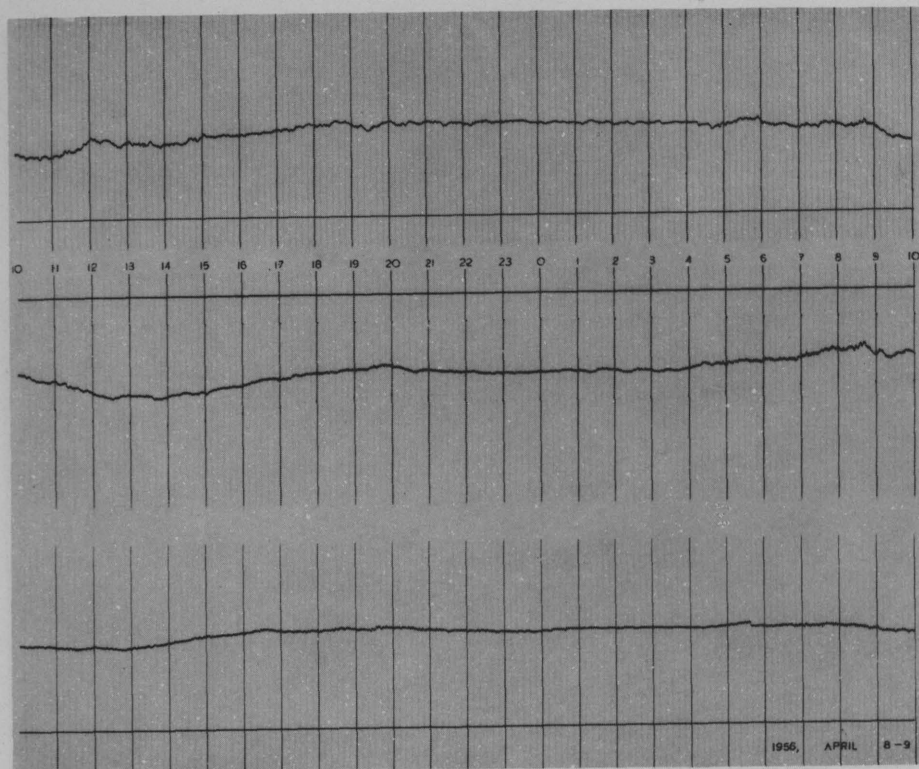
1956



APRIL 6-7

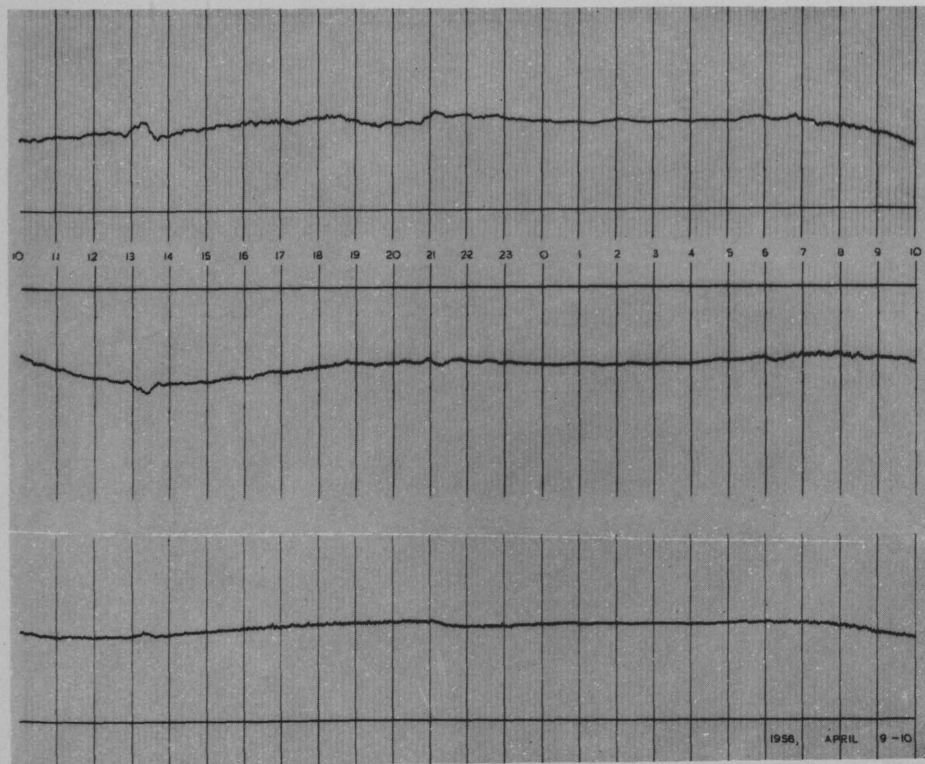


APRIL 7-8



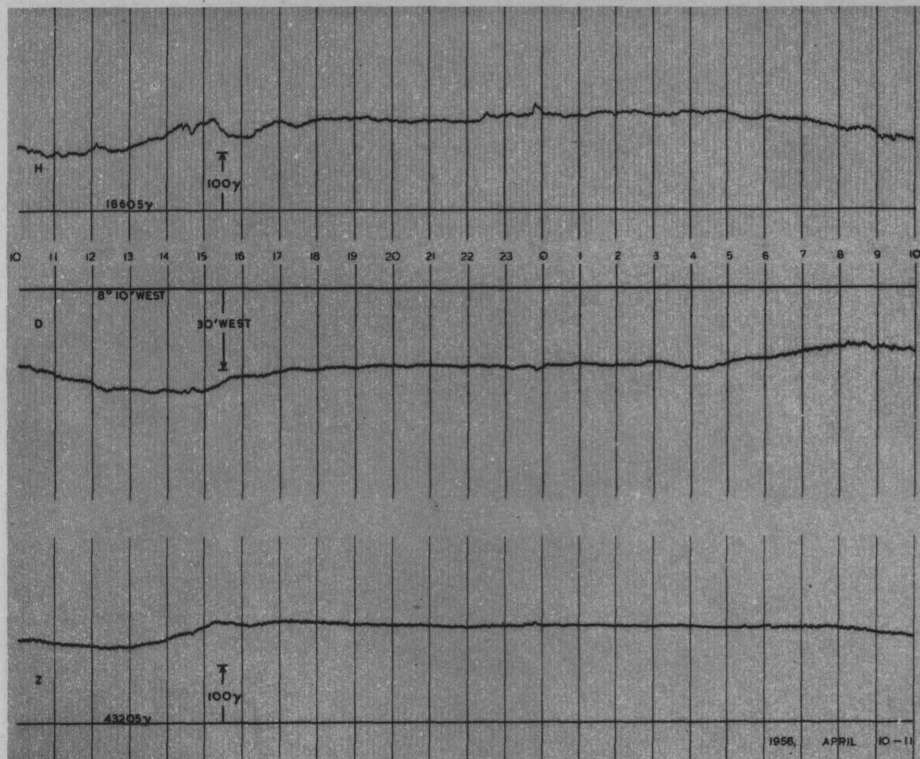
1956

APRIL 8-9

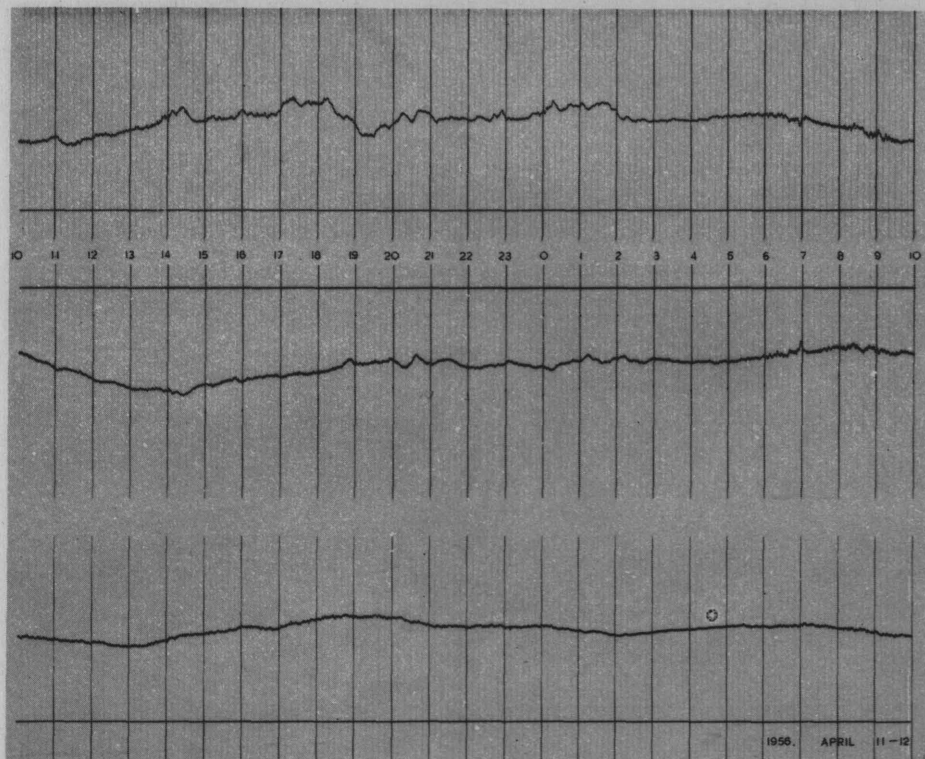


APRIL 9-10

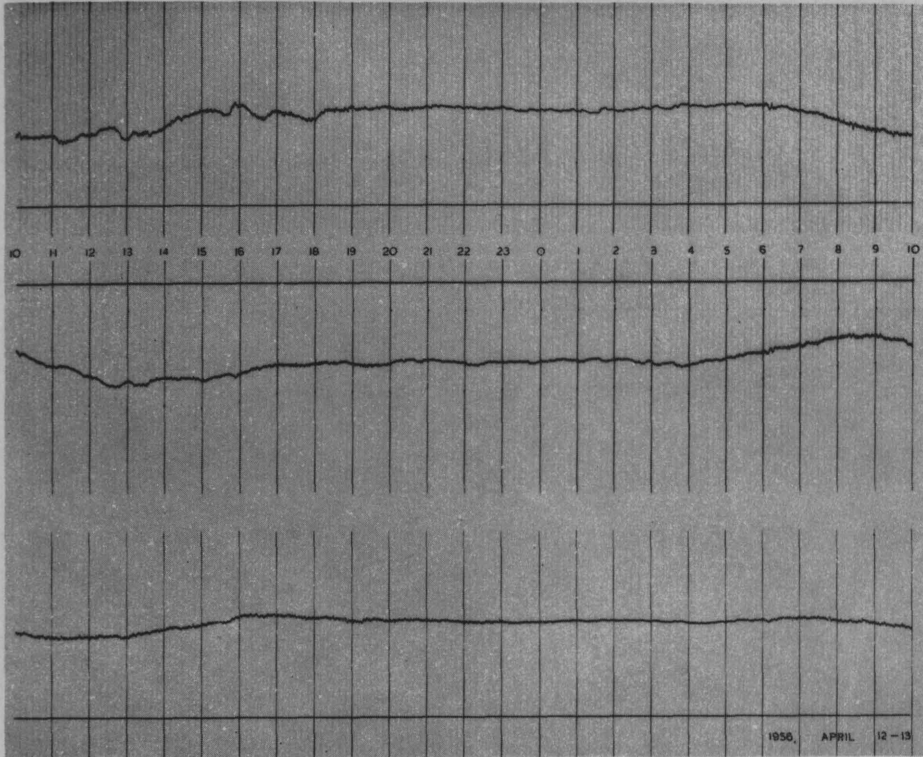
1956



APRIL 10-11

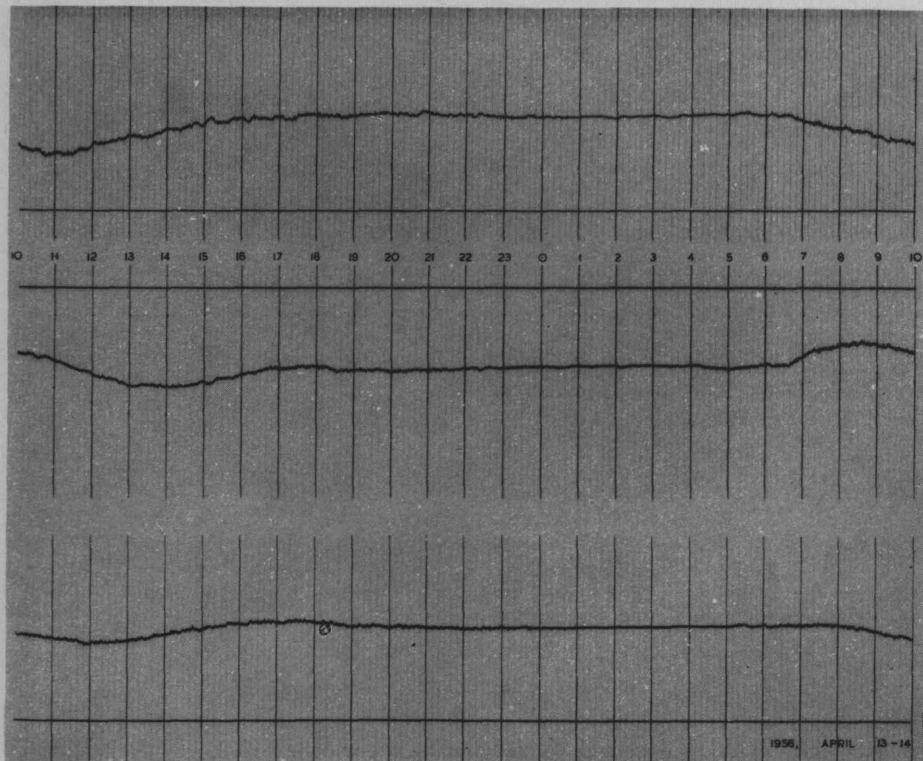


APRIL 11-12



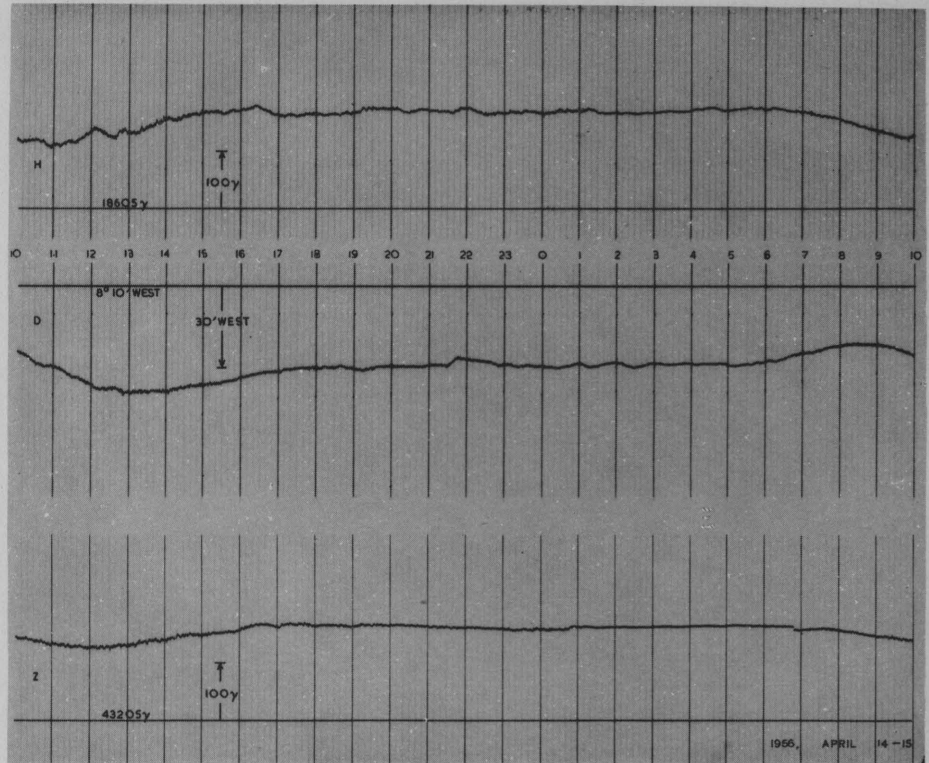
1956

APRIL 12-13

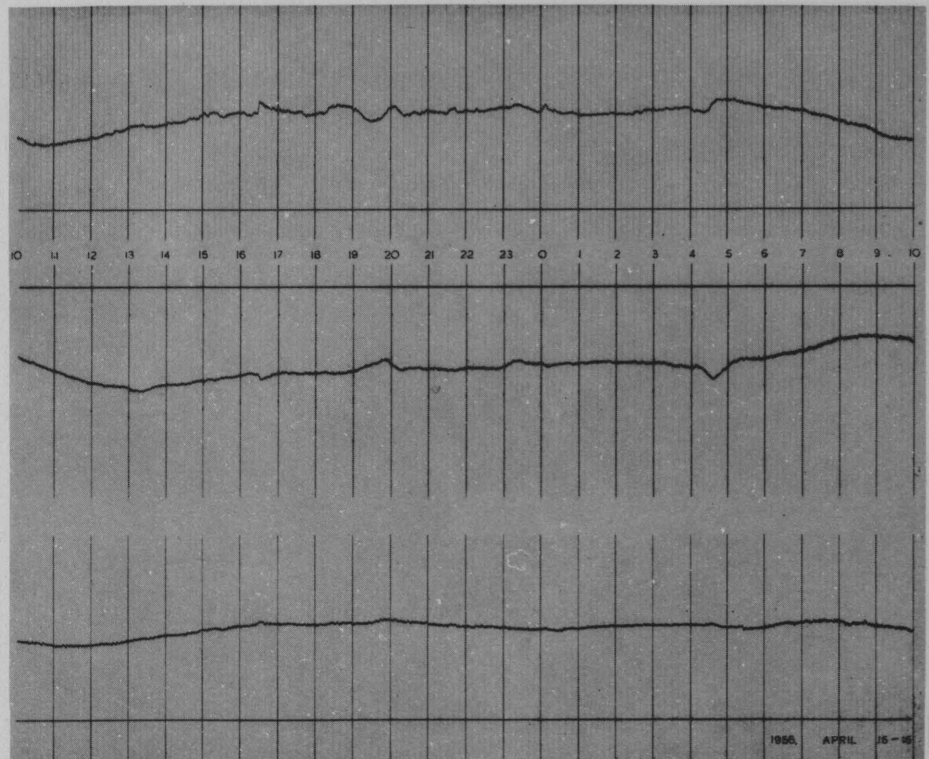


APRIL 13-14

1956



APRIL 14-15



APRIL 15-16

1956

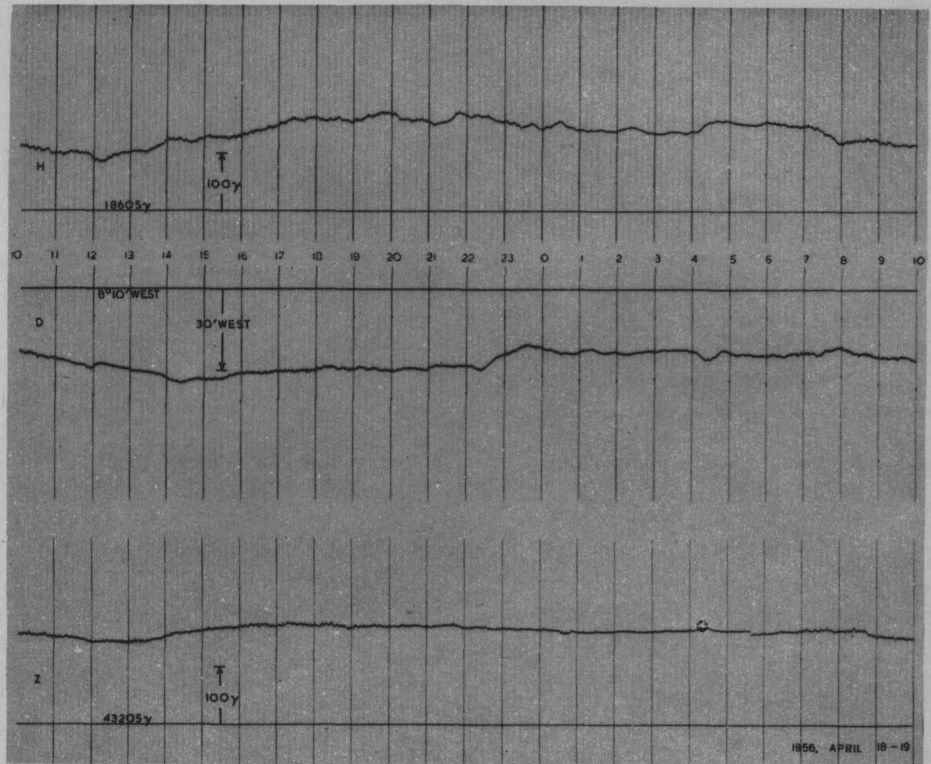


APRIL 16-17

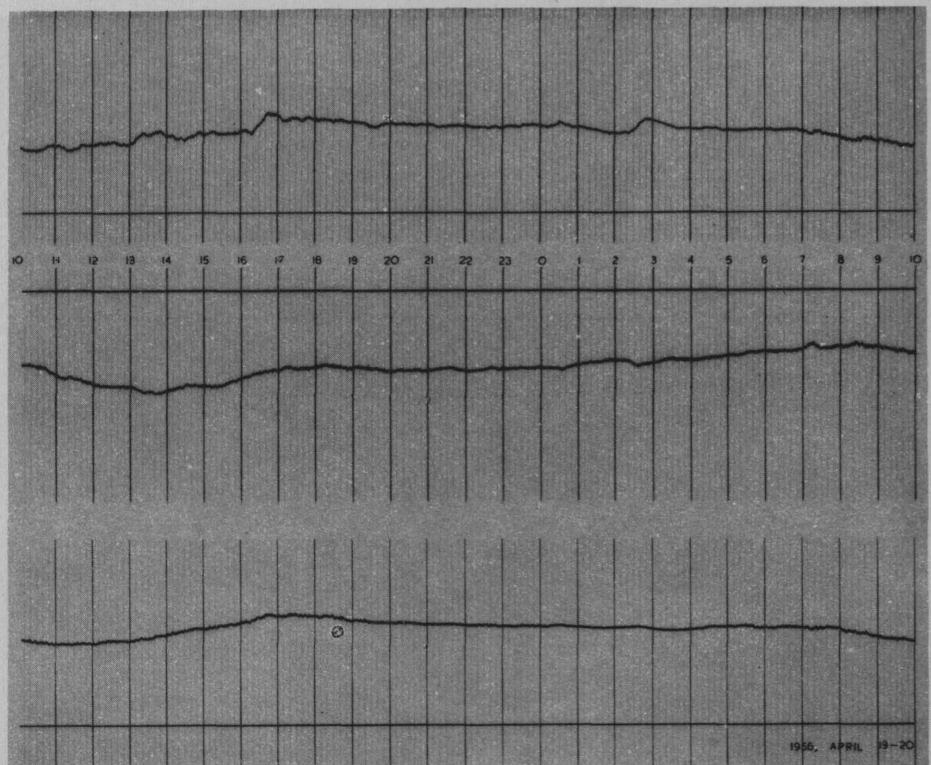


APRIL 17-18

1956

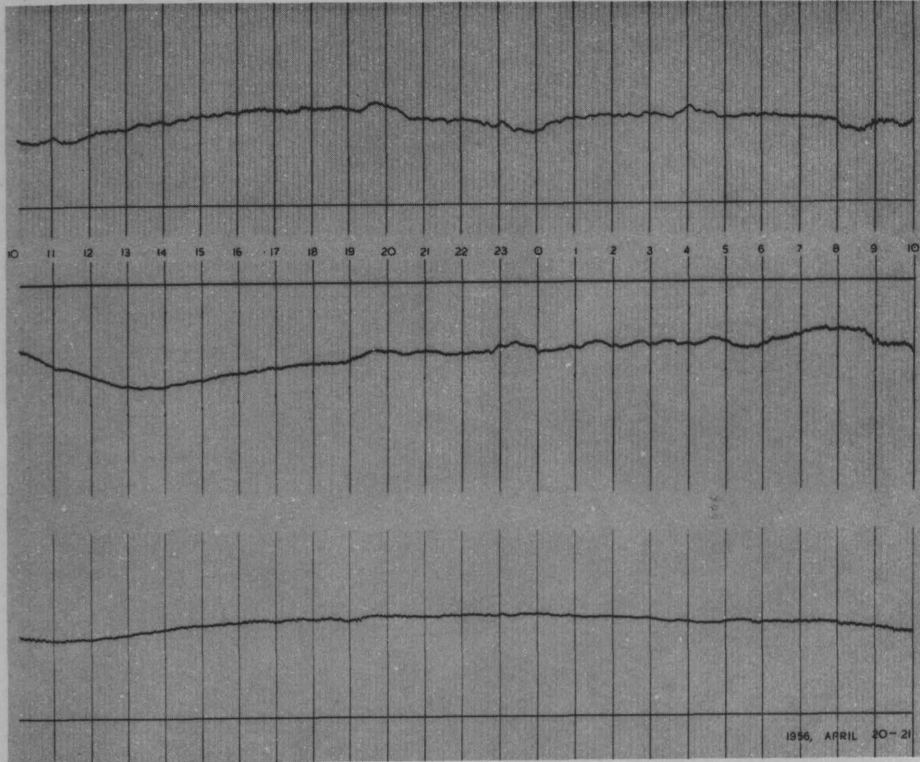


APRIL 18-19

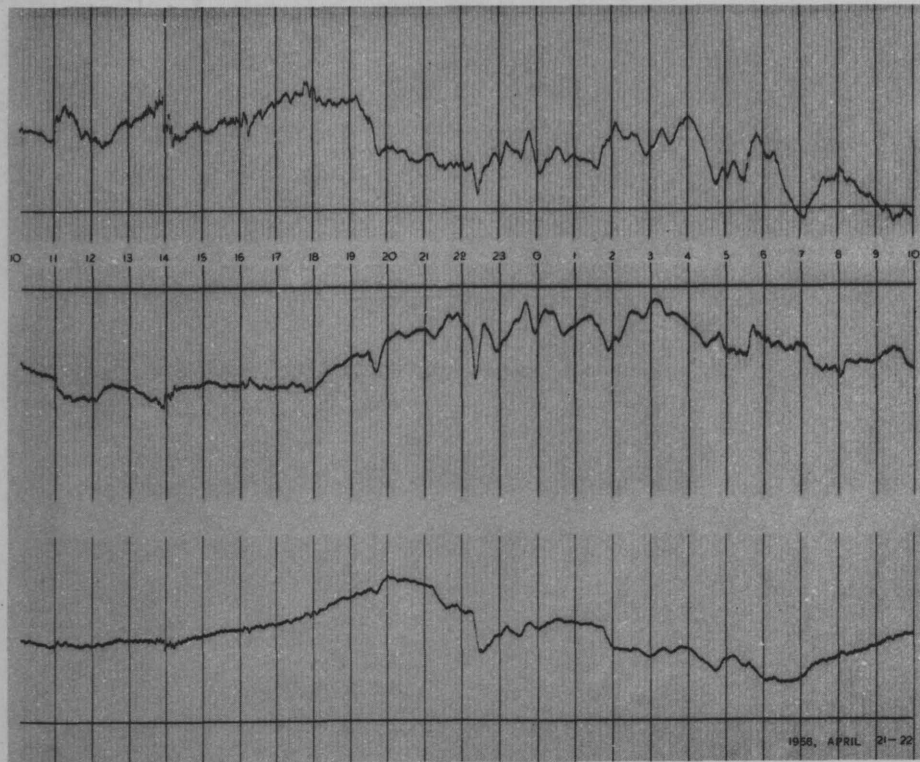


APRIL 19-20

1956

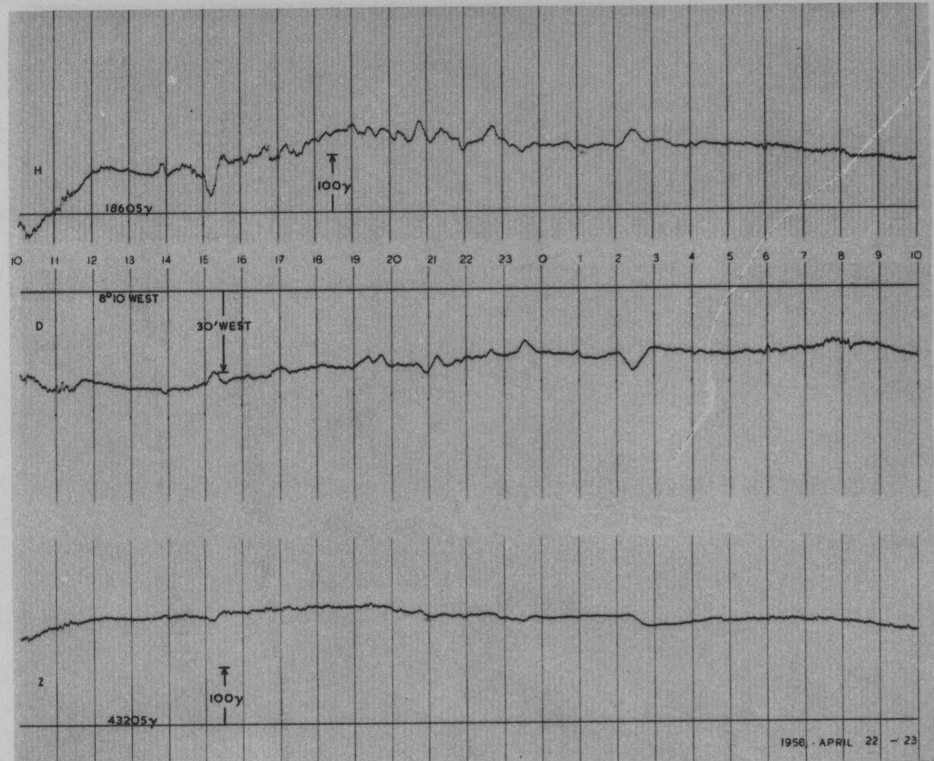


APRIL 20-21

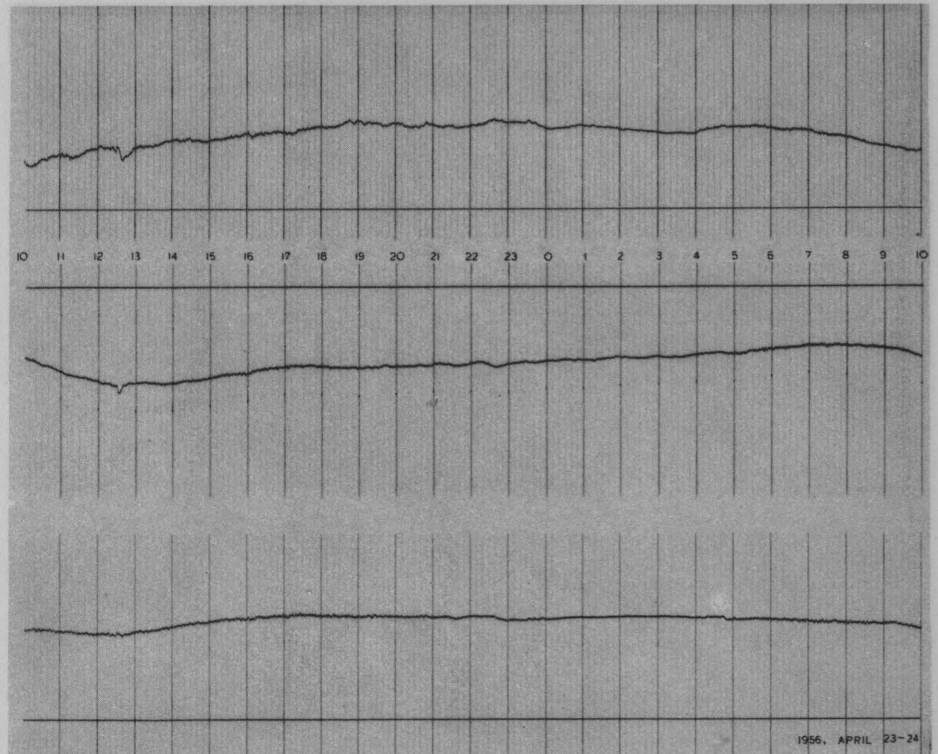


APRIL 21-22

1956

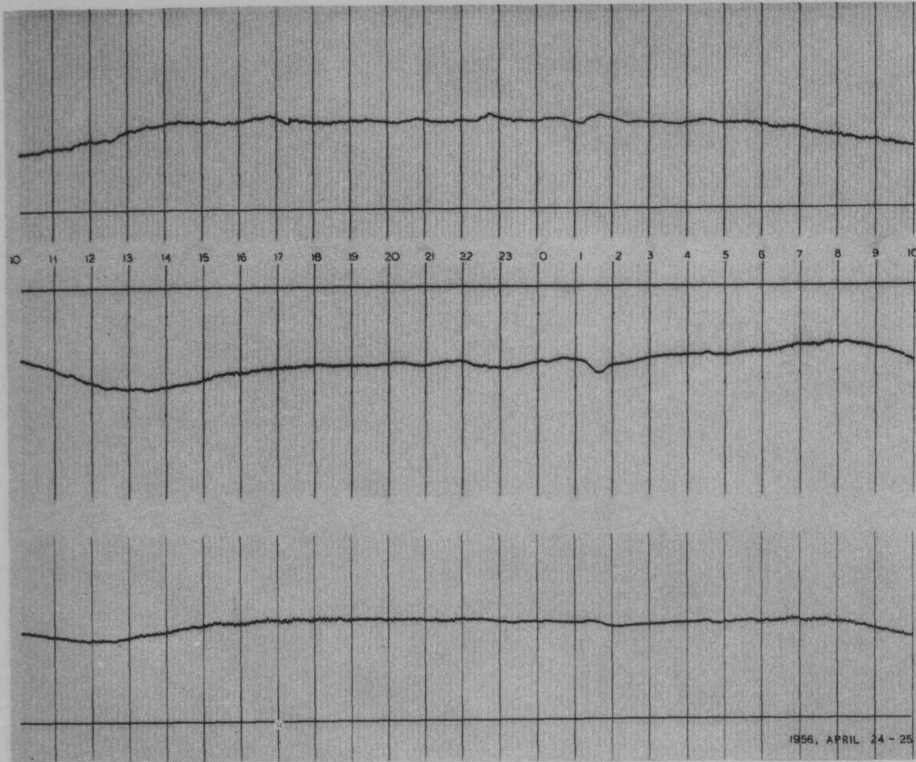


APRIL 22-23

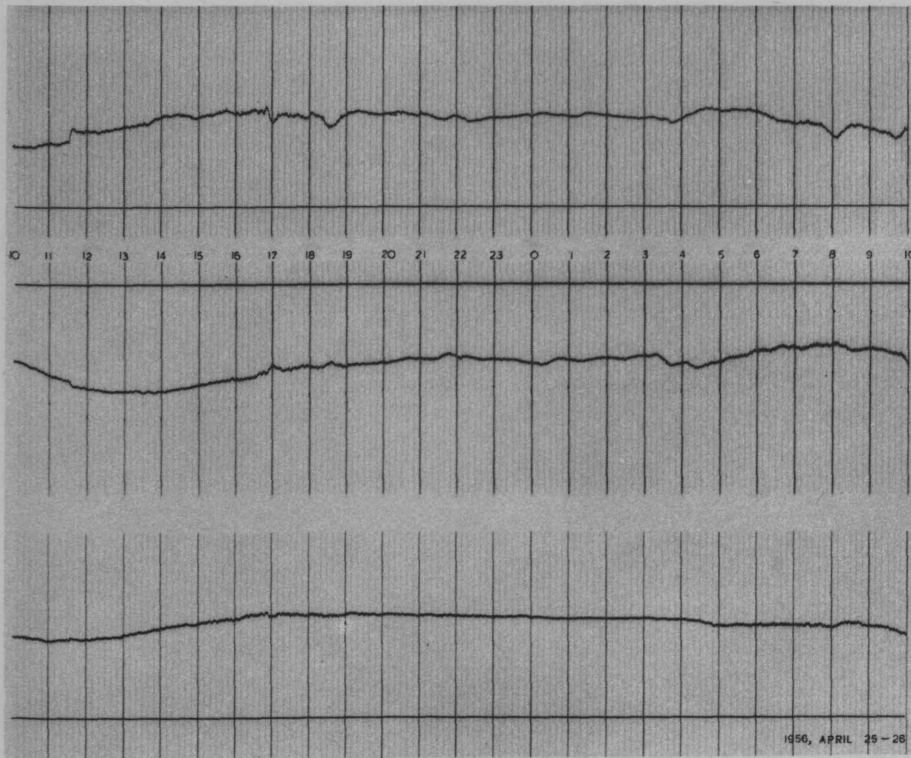


APRIL 23-24

1956

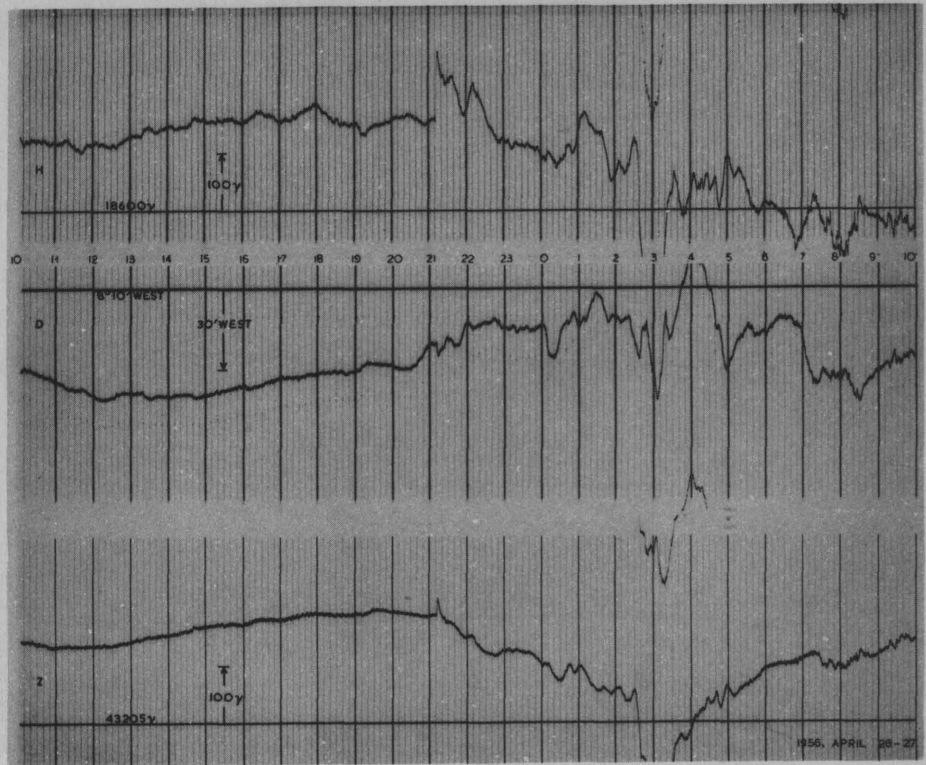


APRIL 24-25

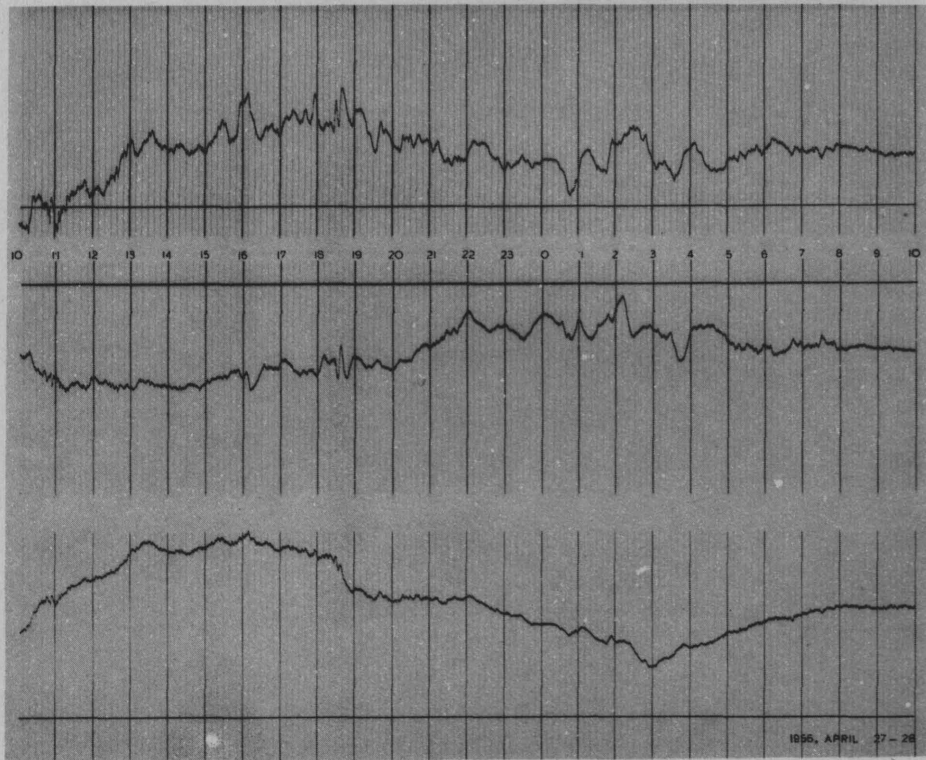


APRIL 25-26

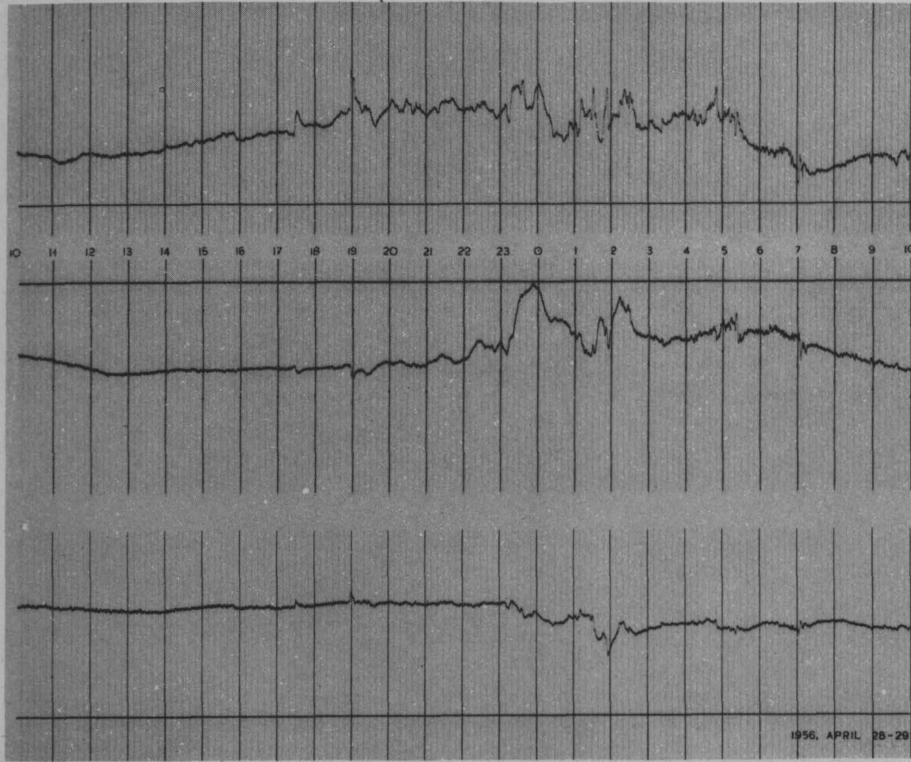
1956



APRIL 26-27

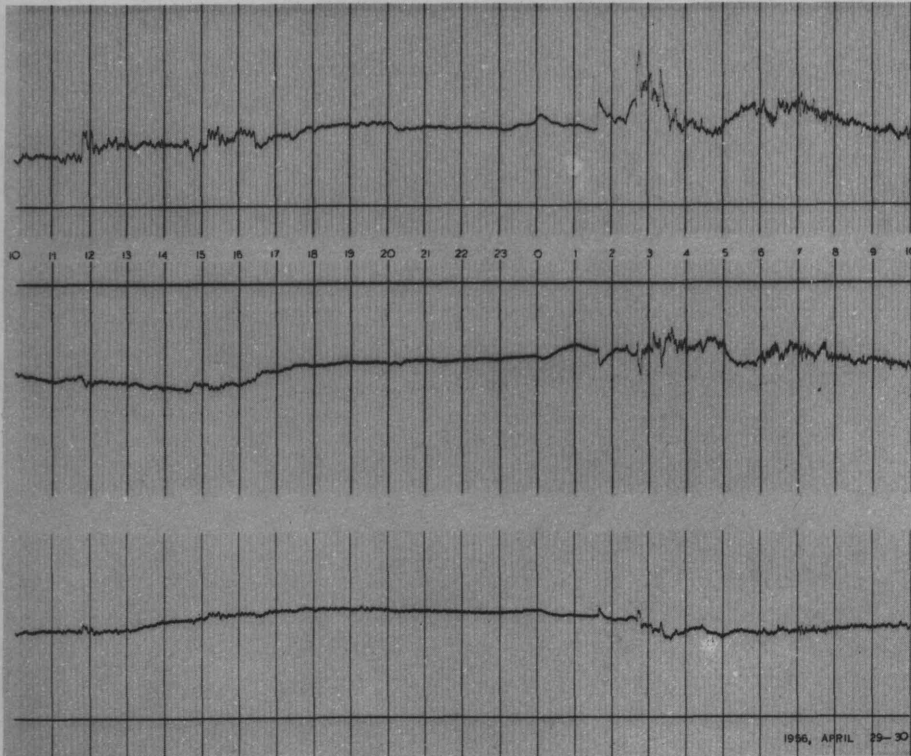


APRIL 27-28



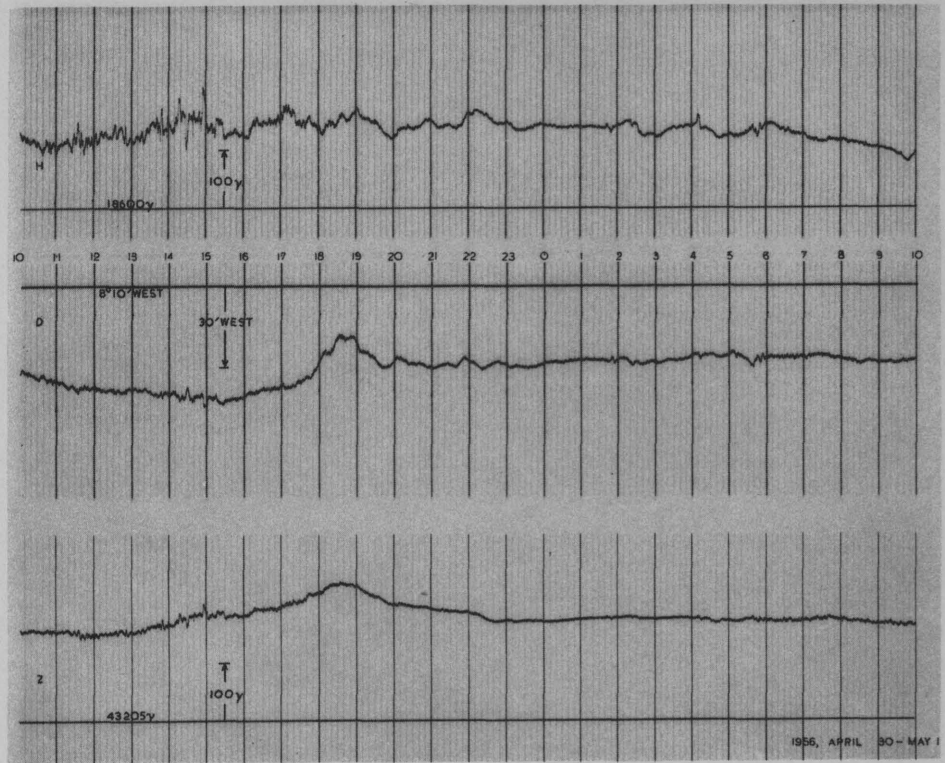
1956

APRIL 28-29



APRIL 29-30

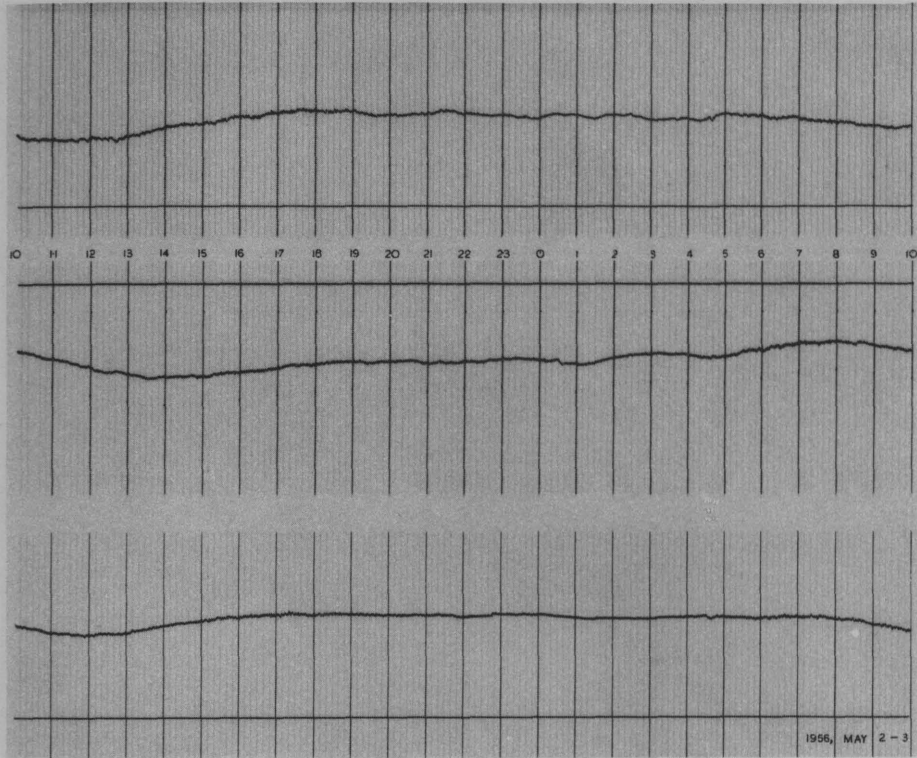
1956



APR. 30- MAY 1



MAY 1-2



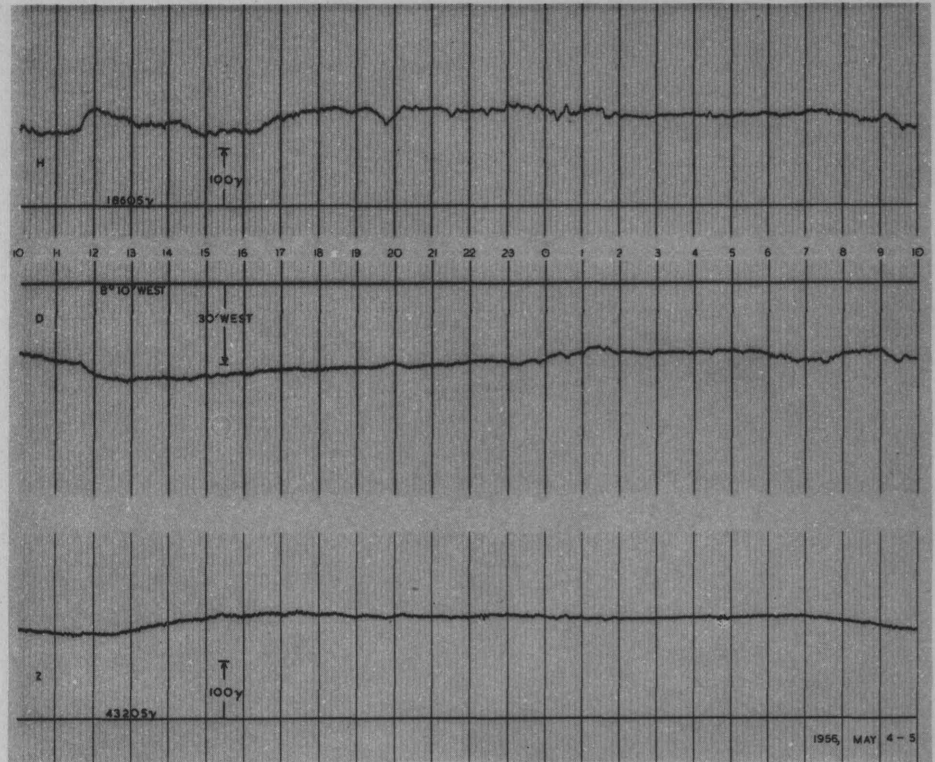
1956

MAY 2-3



MAY 3-4

1956



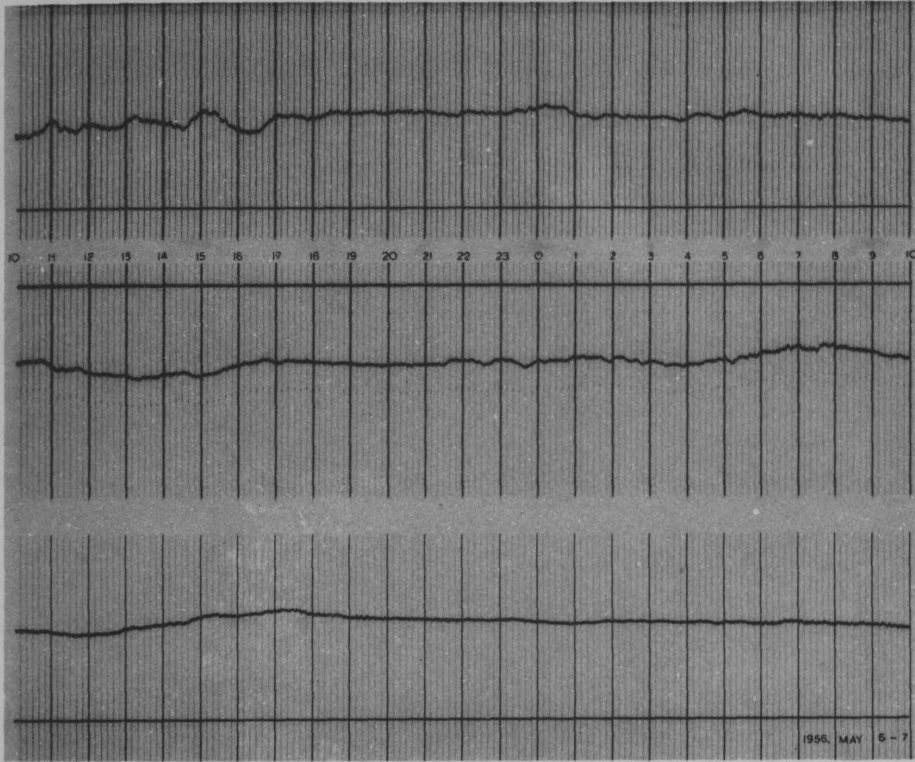
MAY 4-5

1956, MAY 4-5



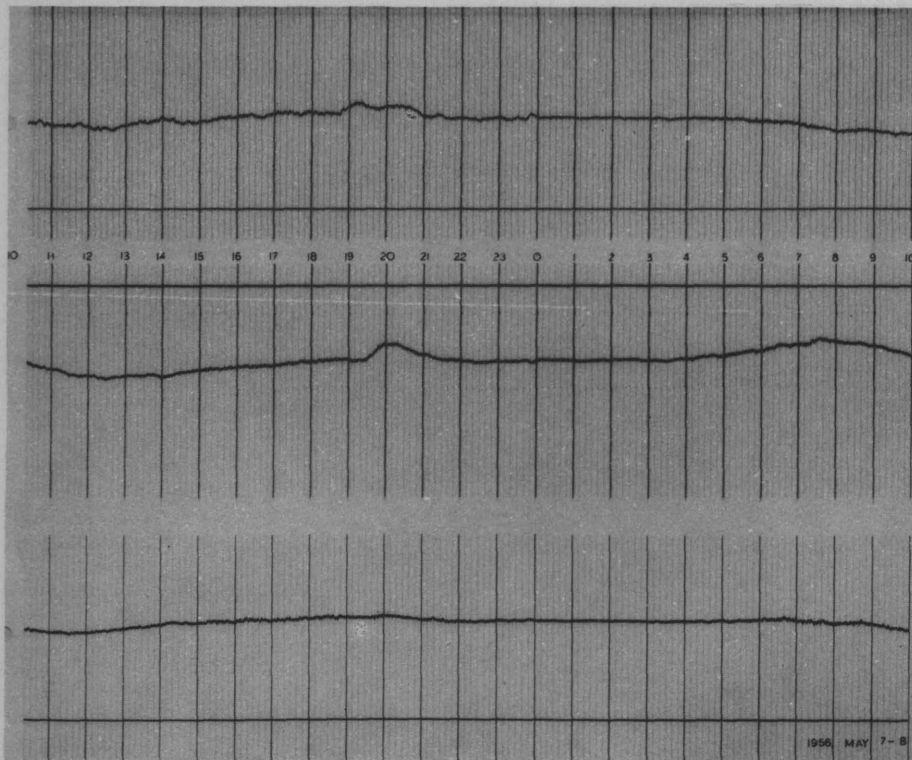
MAY 5-6

1956, MAY 5-6



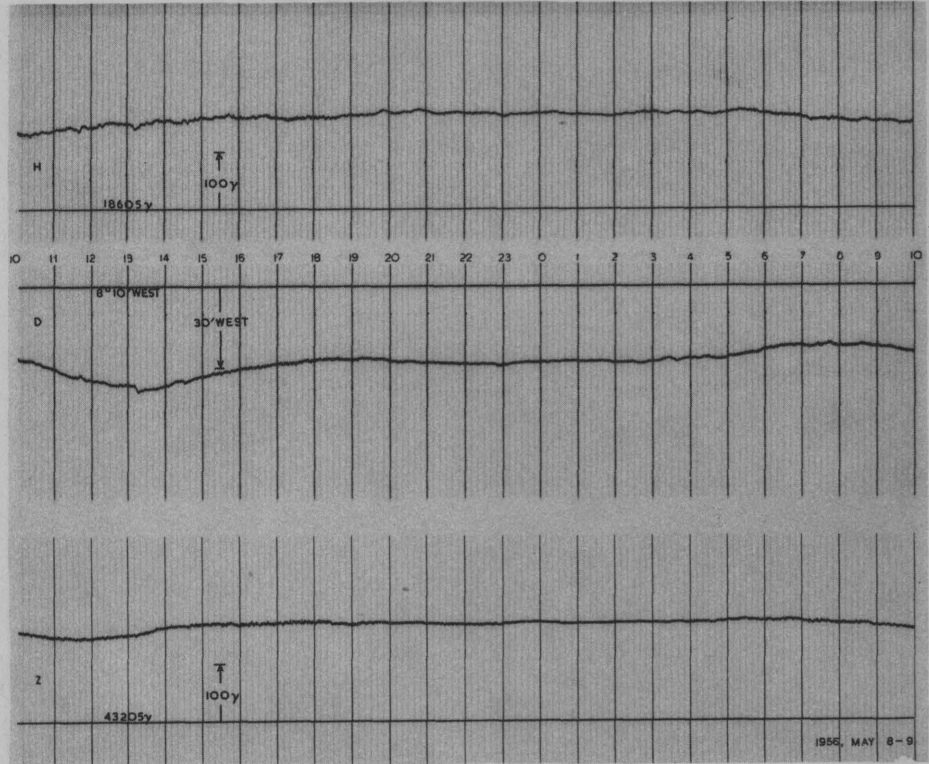
1956

MAY 6-7

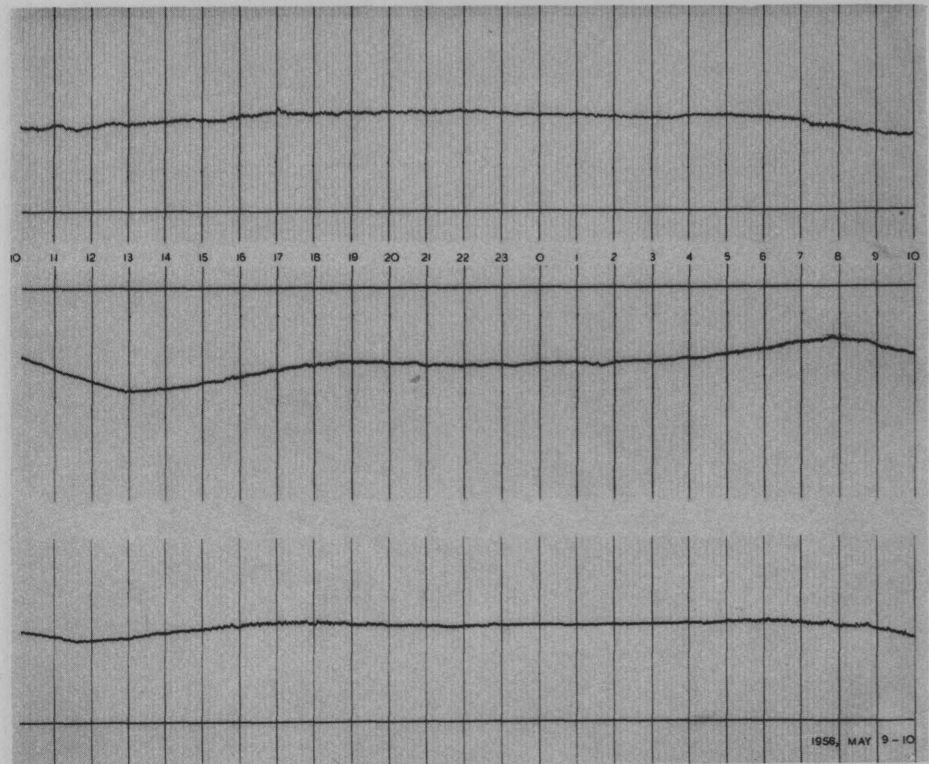


MAY 7-8

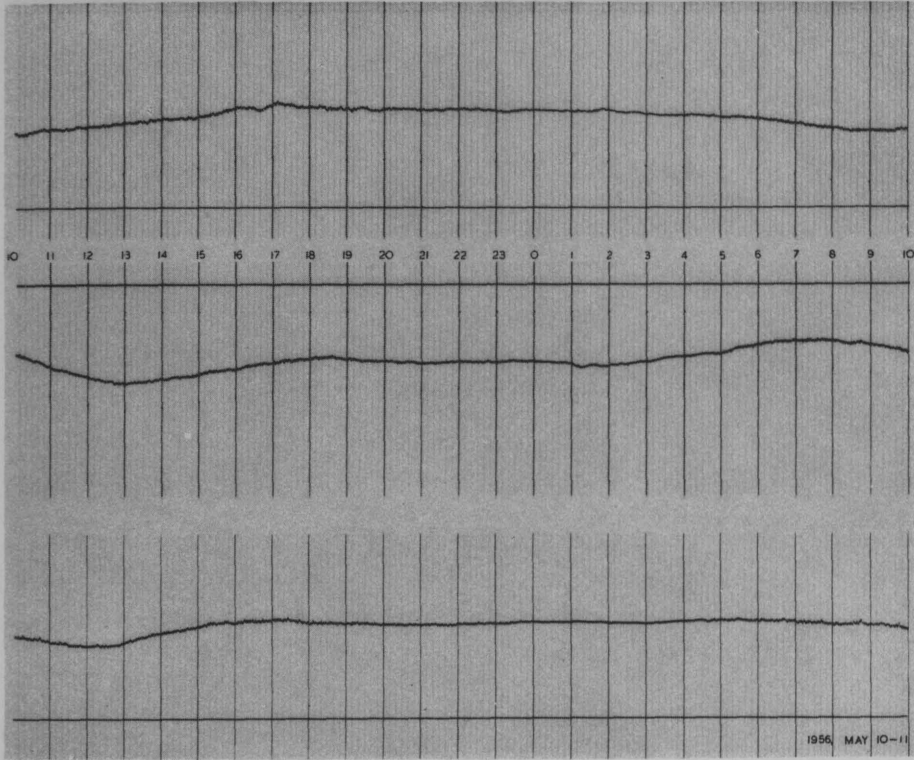
1956



MAY 8-9

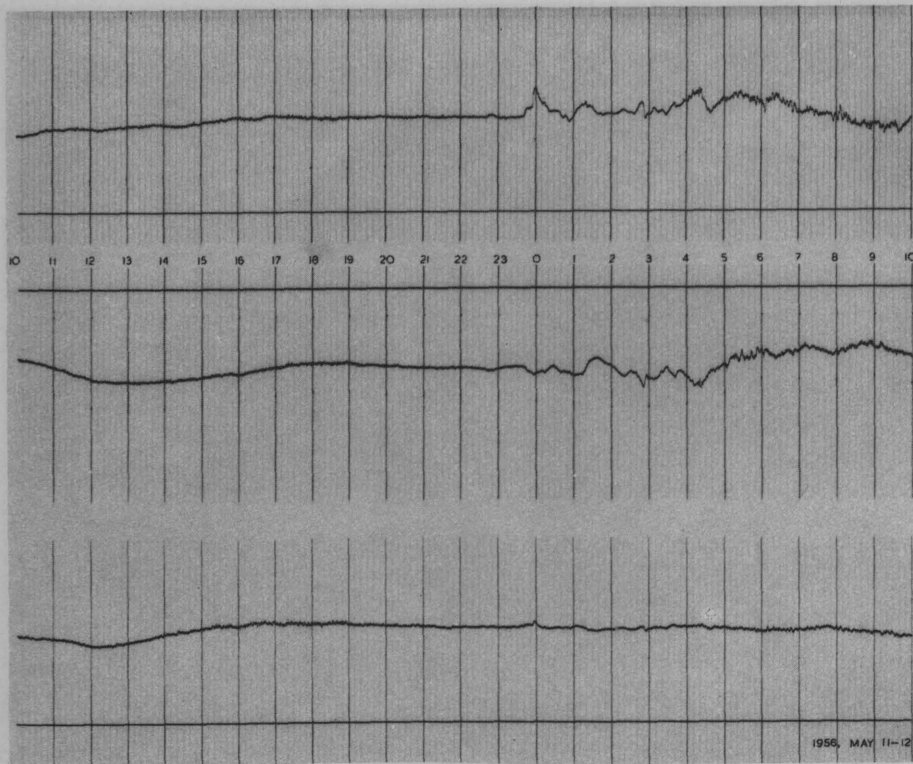


MAY 9-10



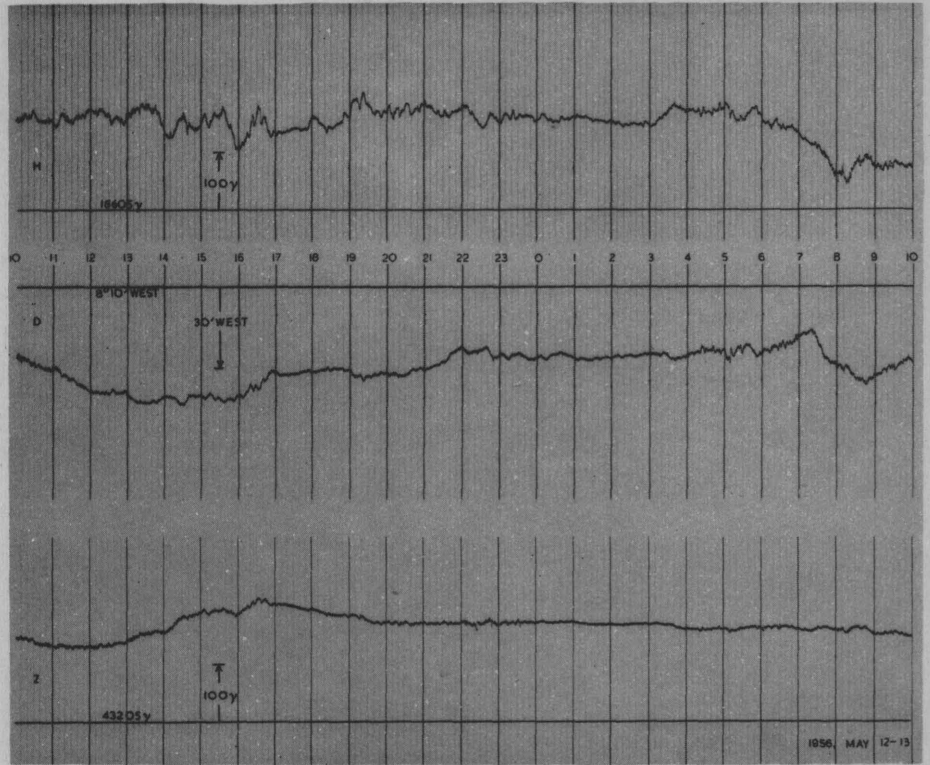
1956

MAY 10-11

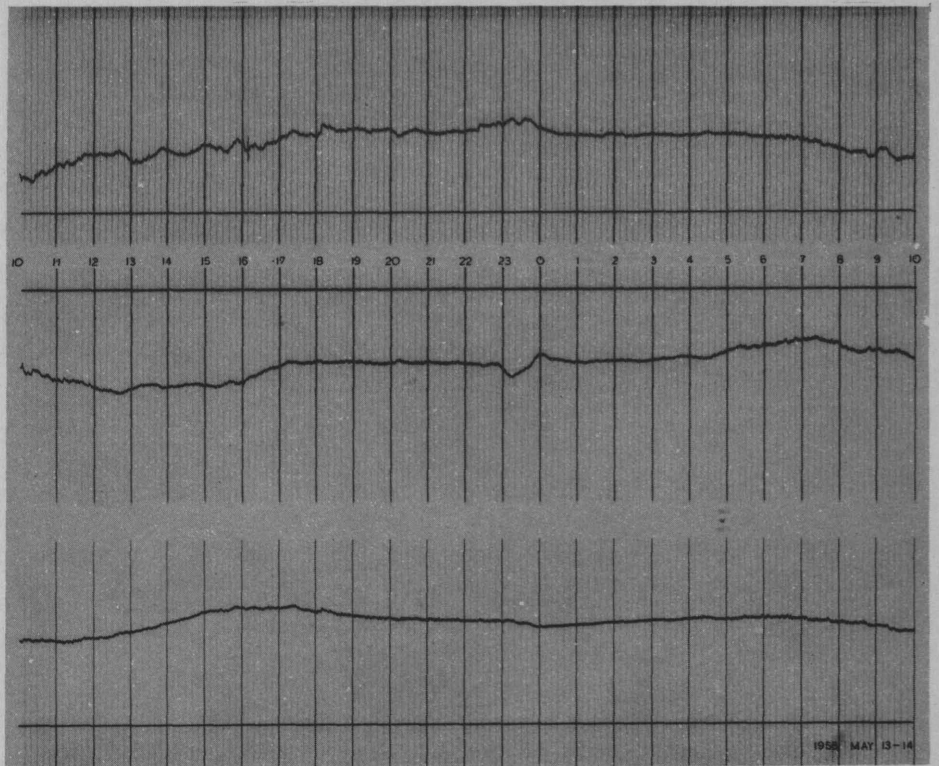


MAY 11-12

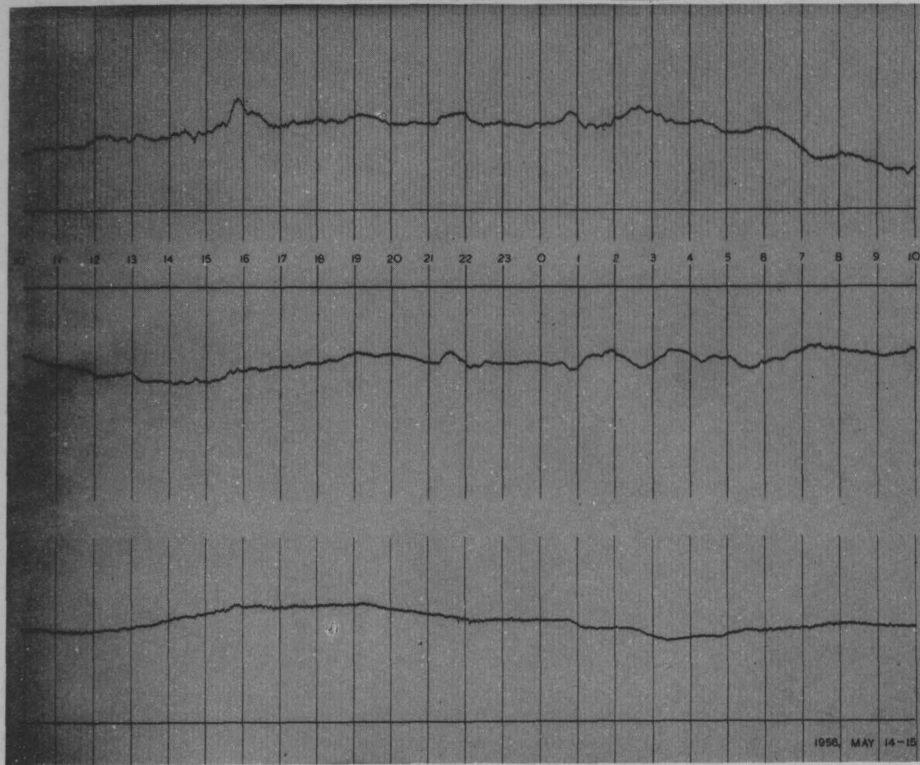
1956



MAY 12-13

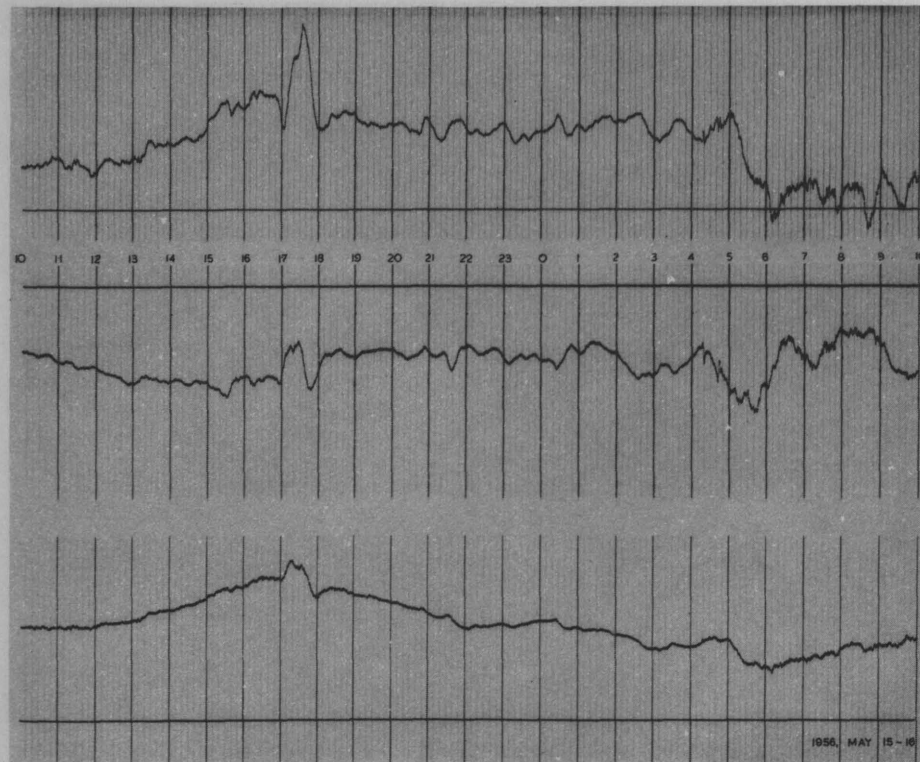


MAY 13-14



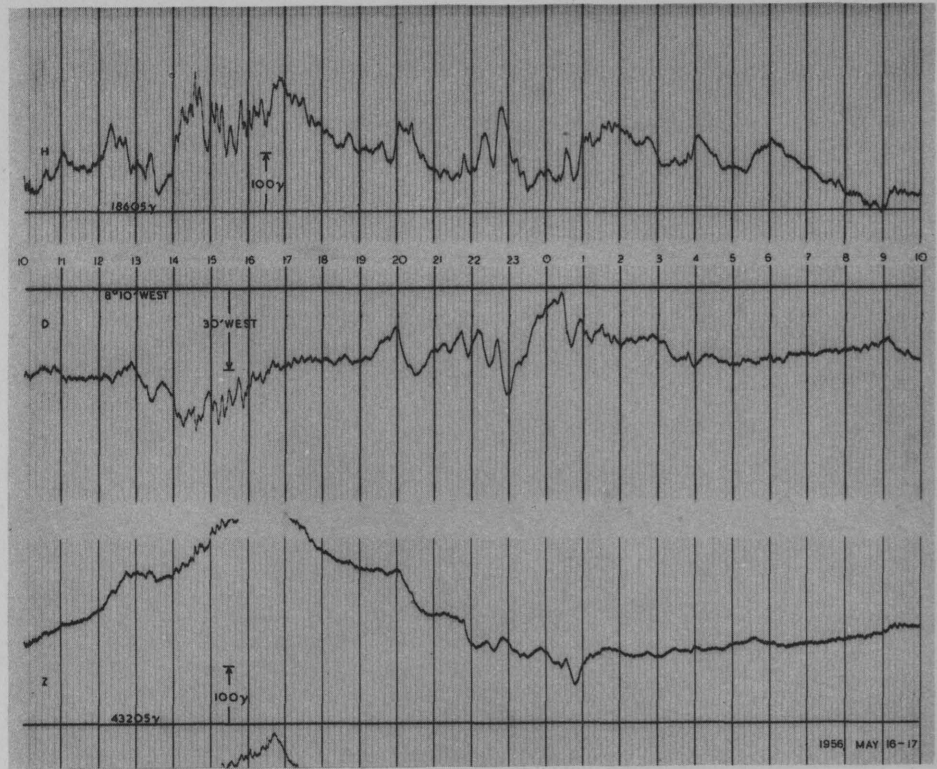
1956

MAY 14-15



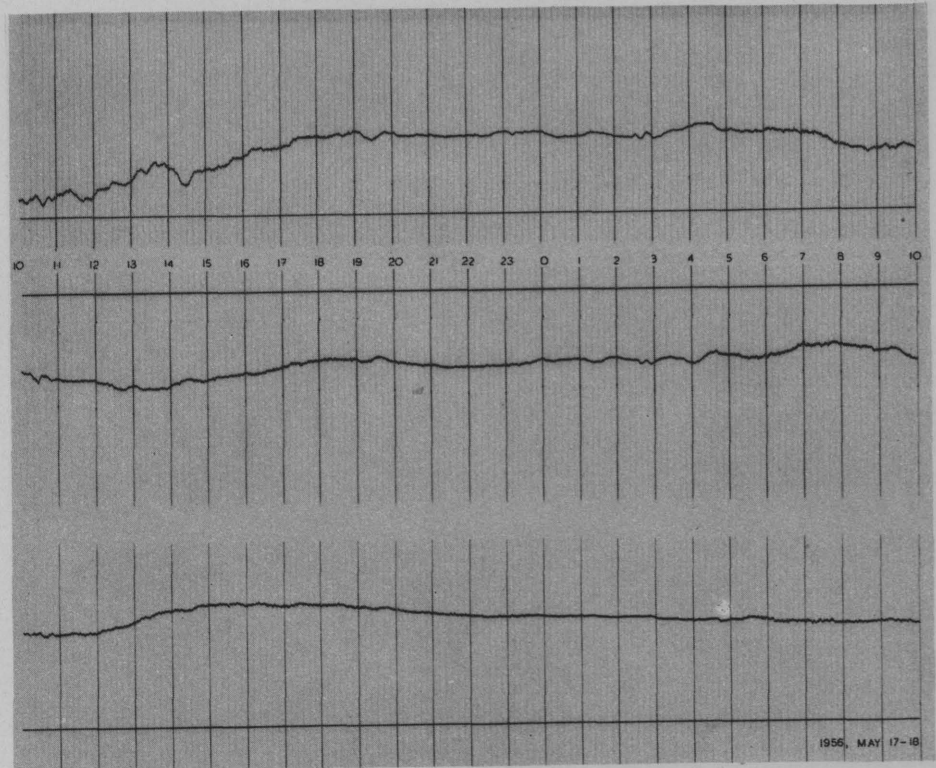
MAY 15-16

1956



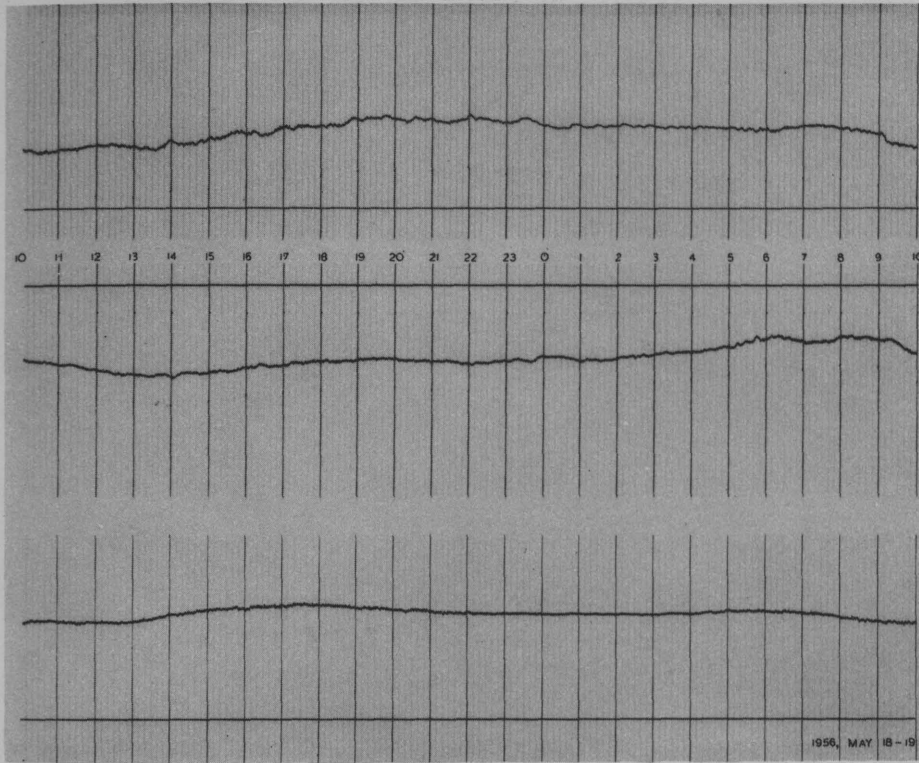
MAY 16-17

1956, MAY 16-17



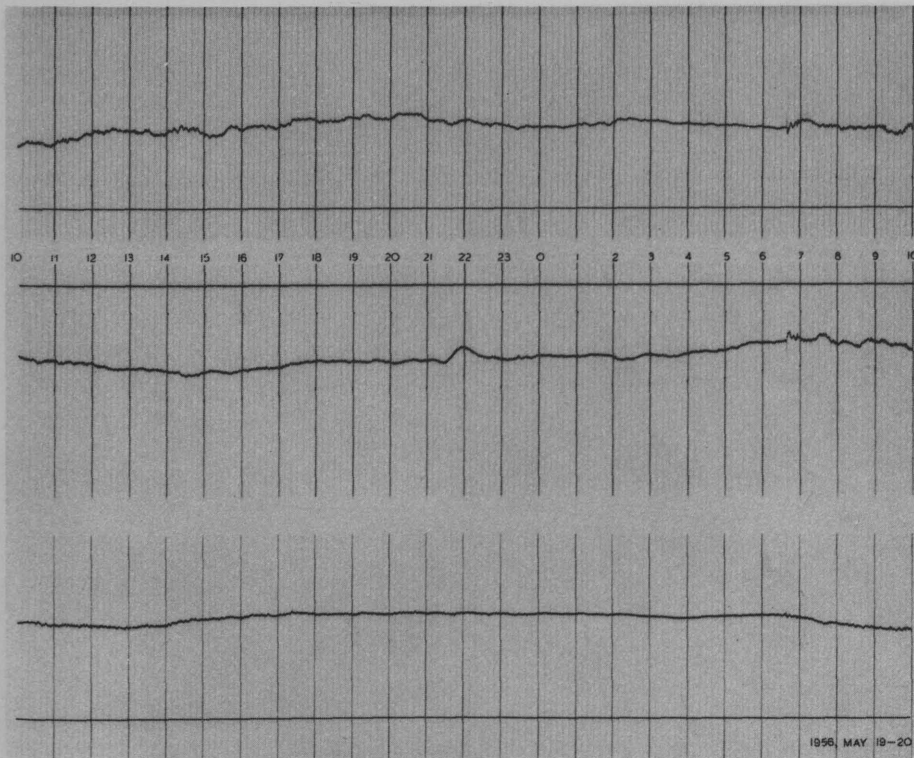
MAY 17-18

1956, MAY 17-18



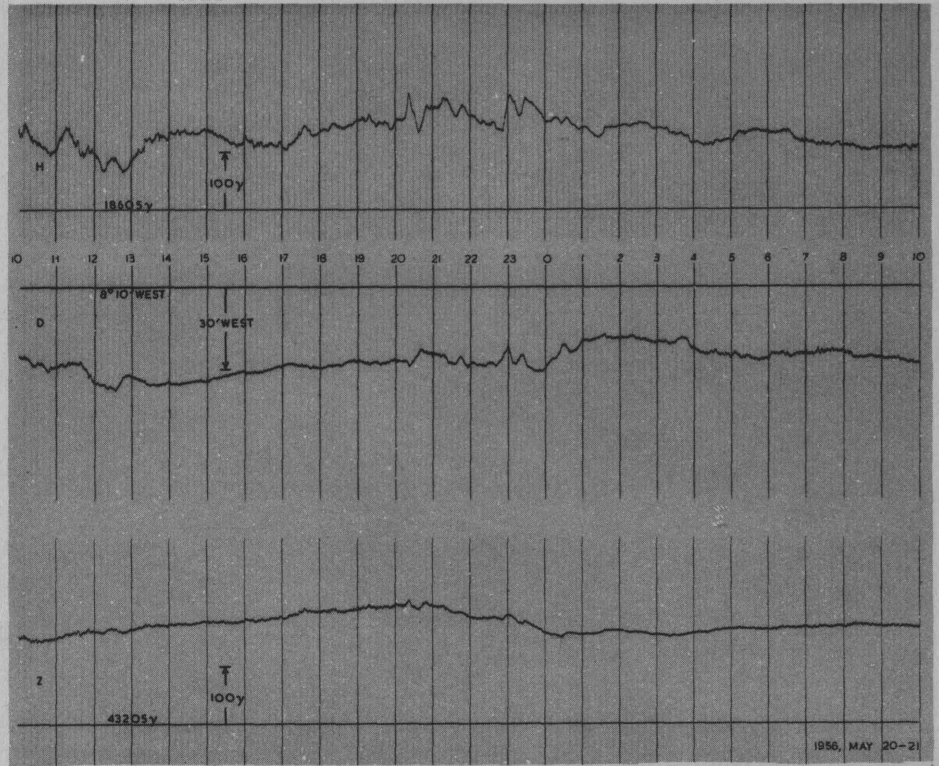
1956

MAY 18-19

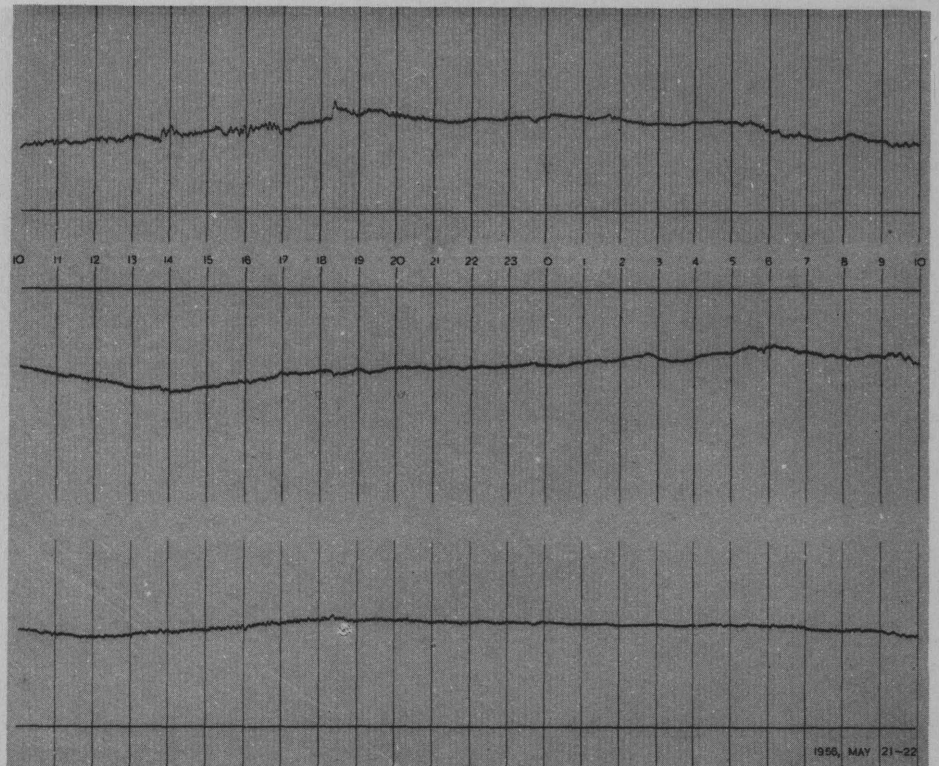


MAY 19-20

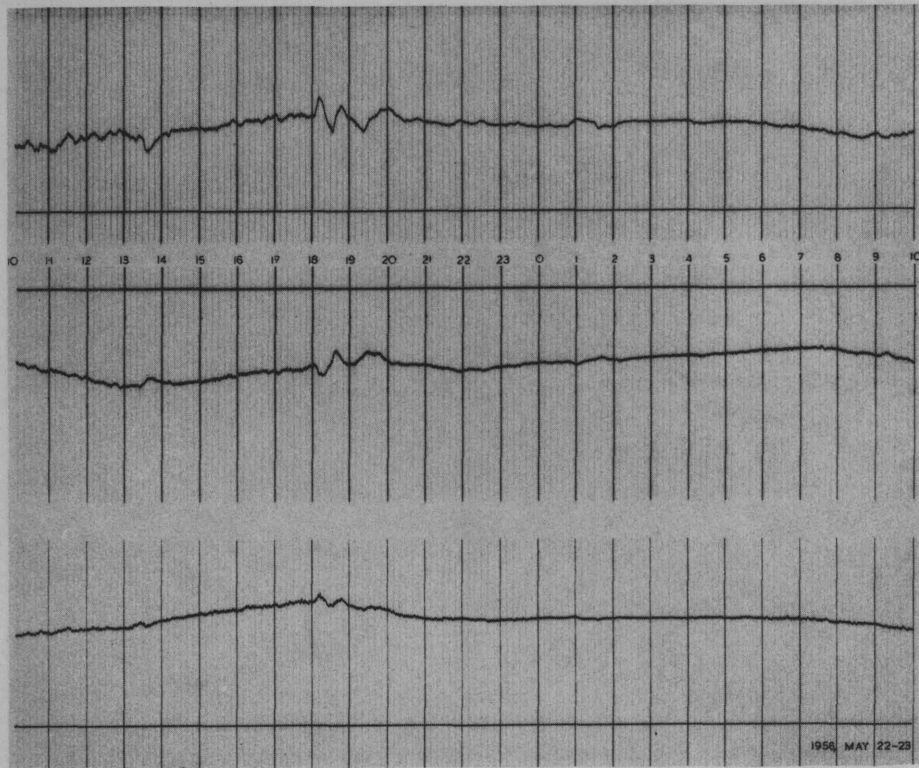
1956



MAY 20-21

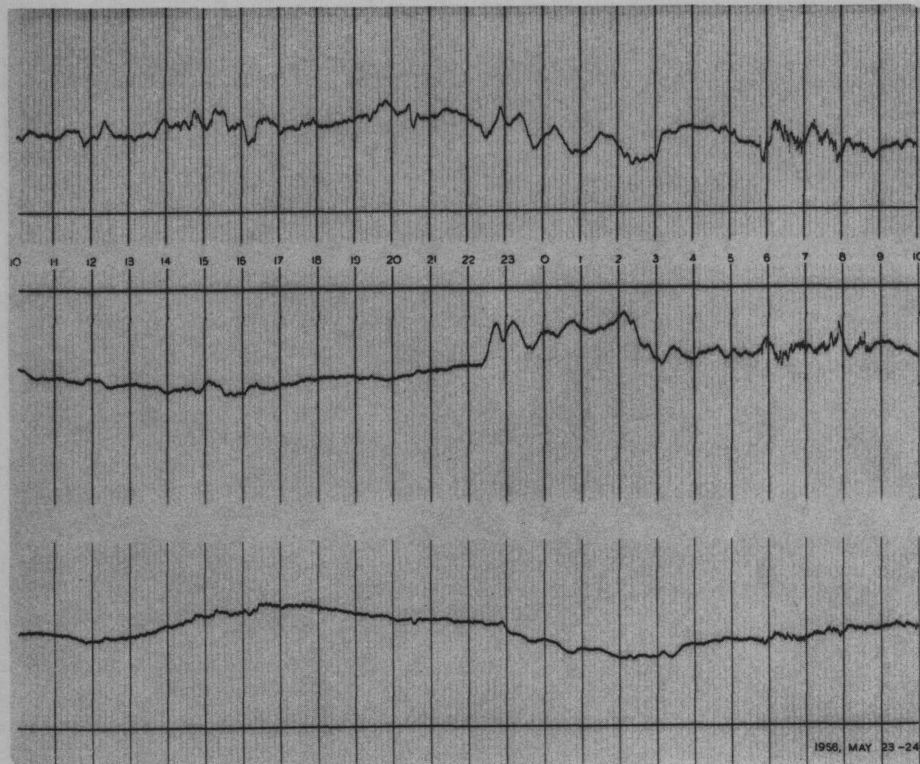


MAY 21-22



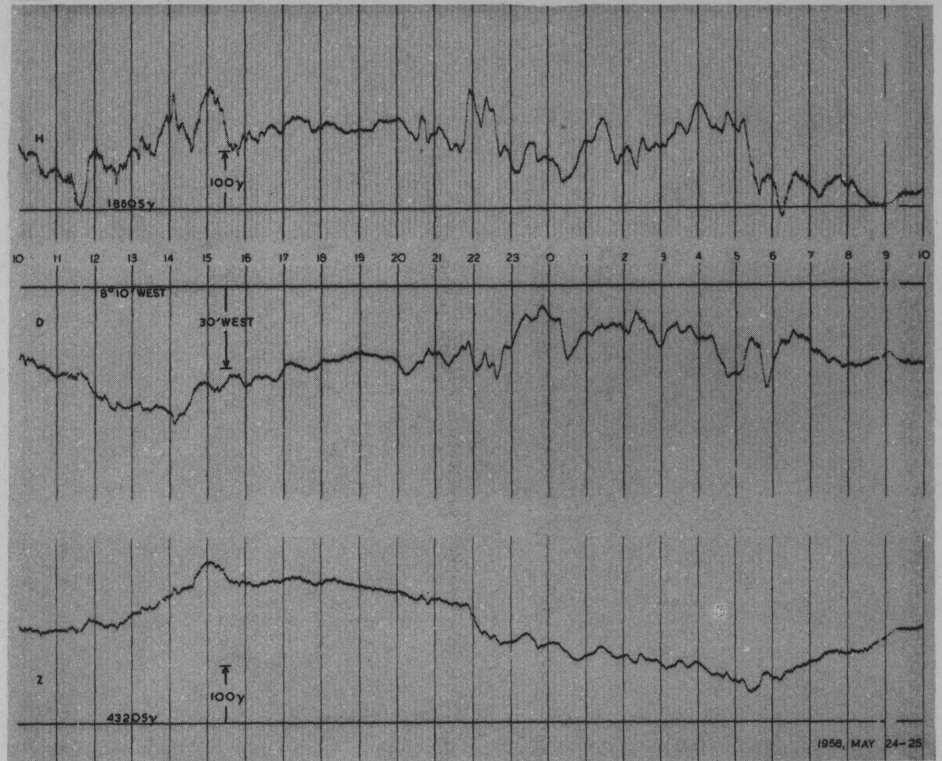
1956

MAY 22-23



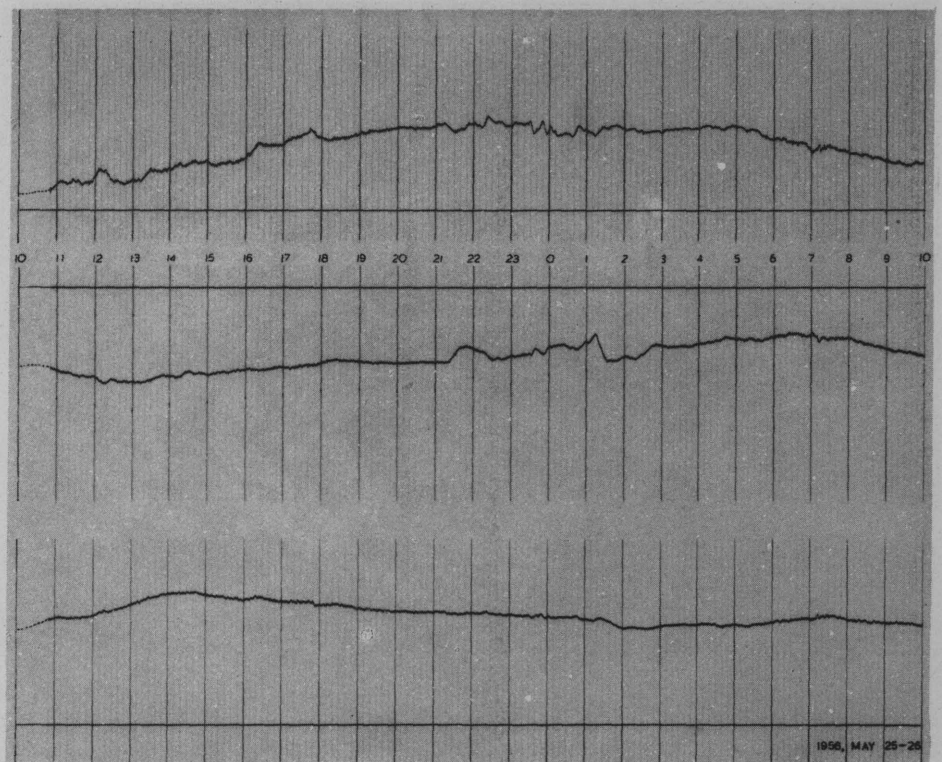
MAY 23-24

1956



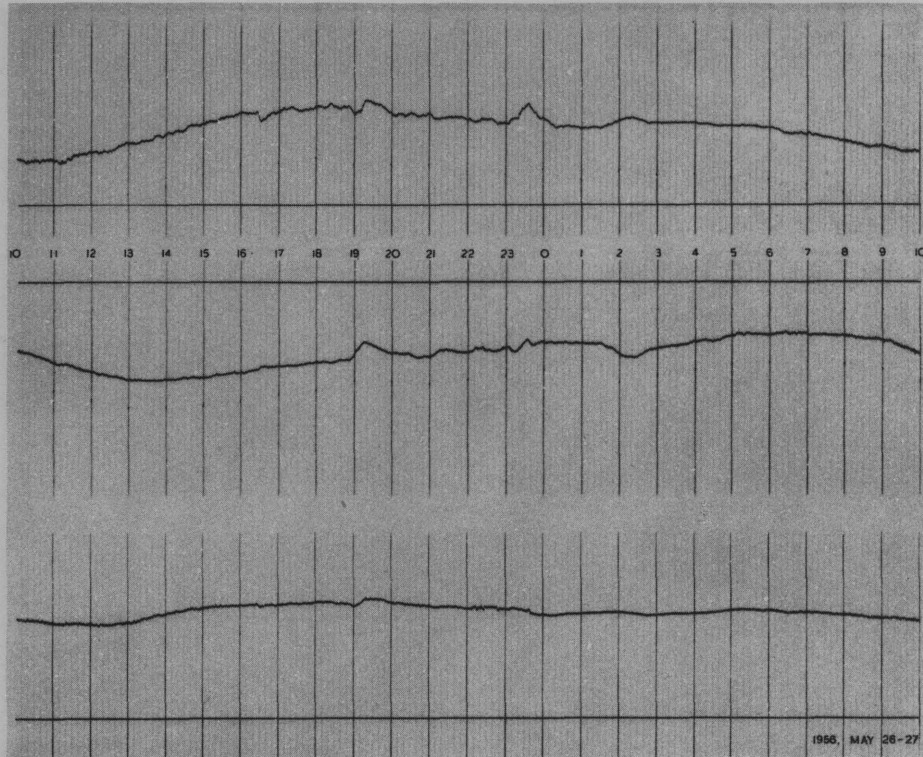
MAY 24-25

1956, MAY 24-25



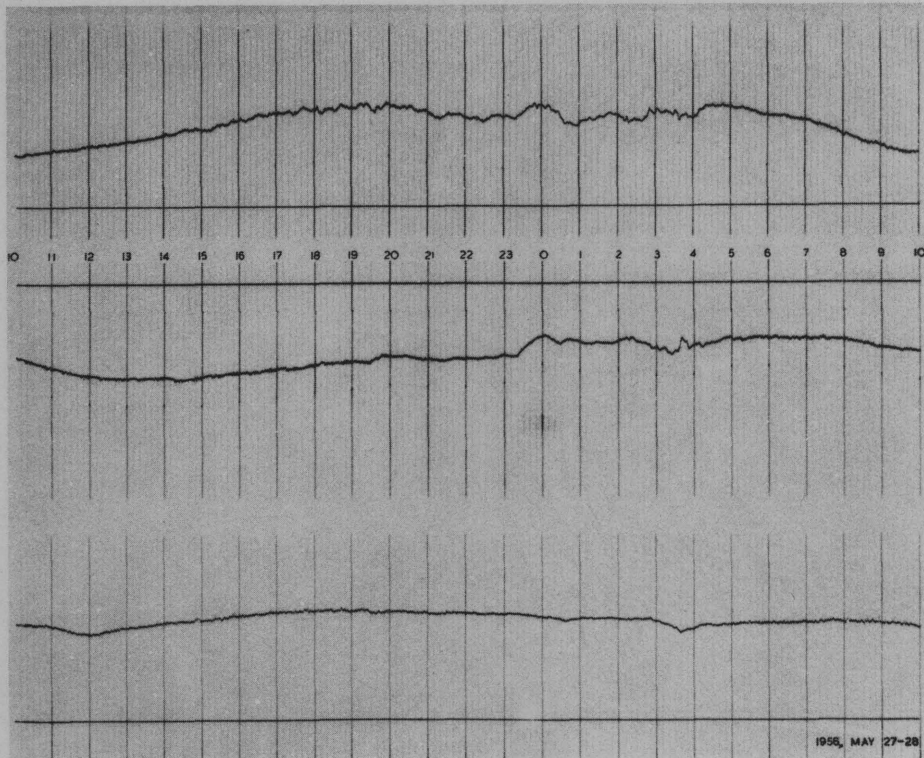
MAY 25-26

1956, MAY 25-26



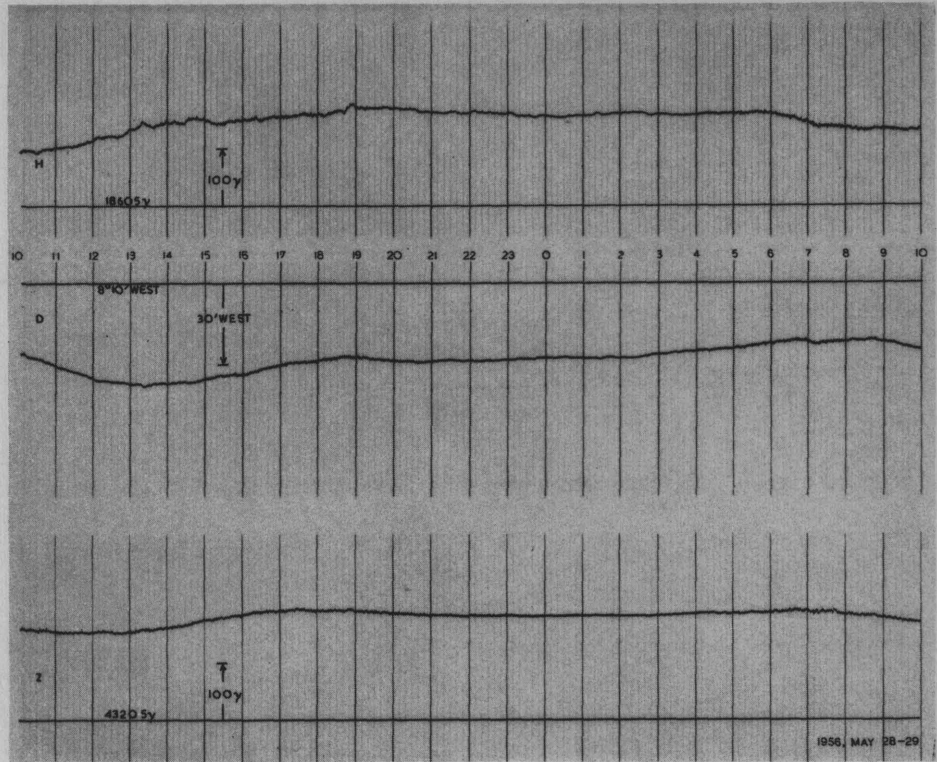
1956

MAY 26-27

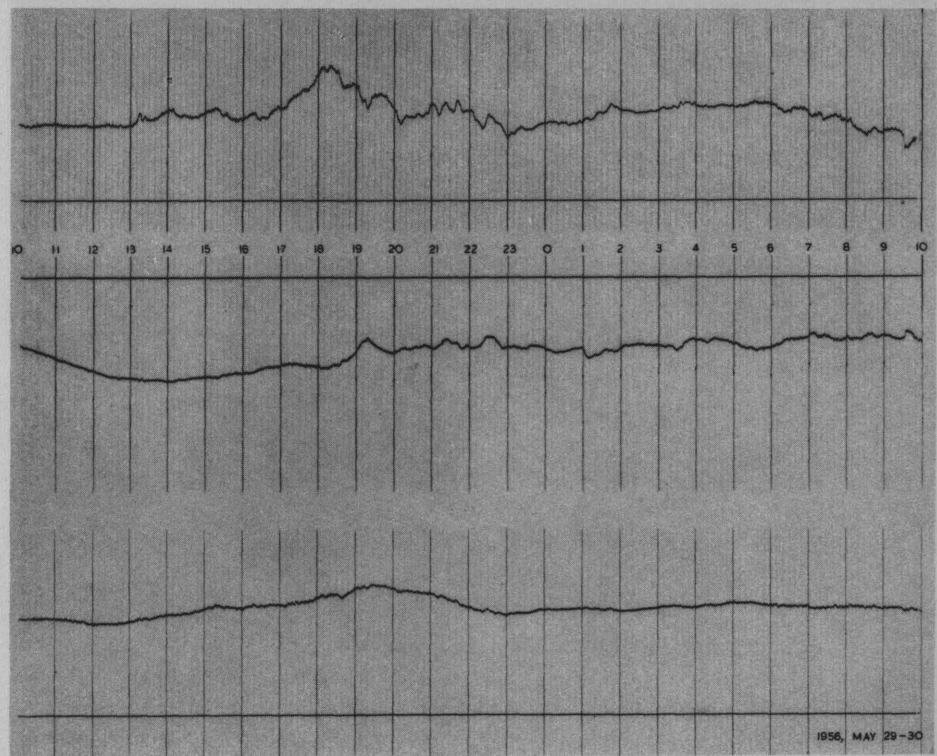


MAY 27-28

1956



MAY 28-29

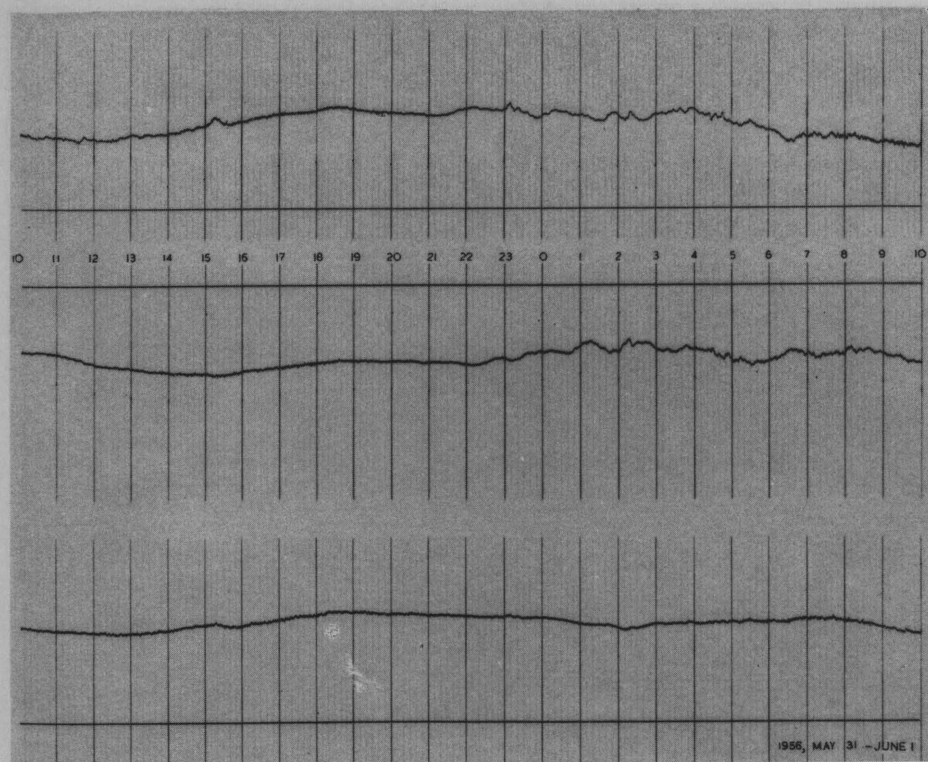


MAY 29-30



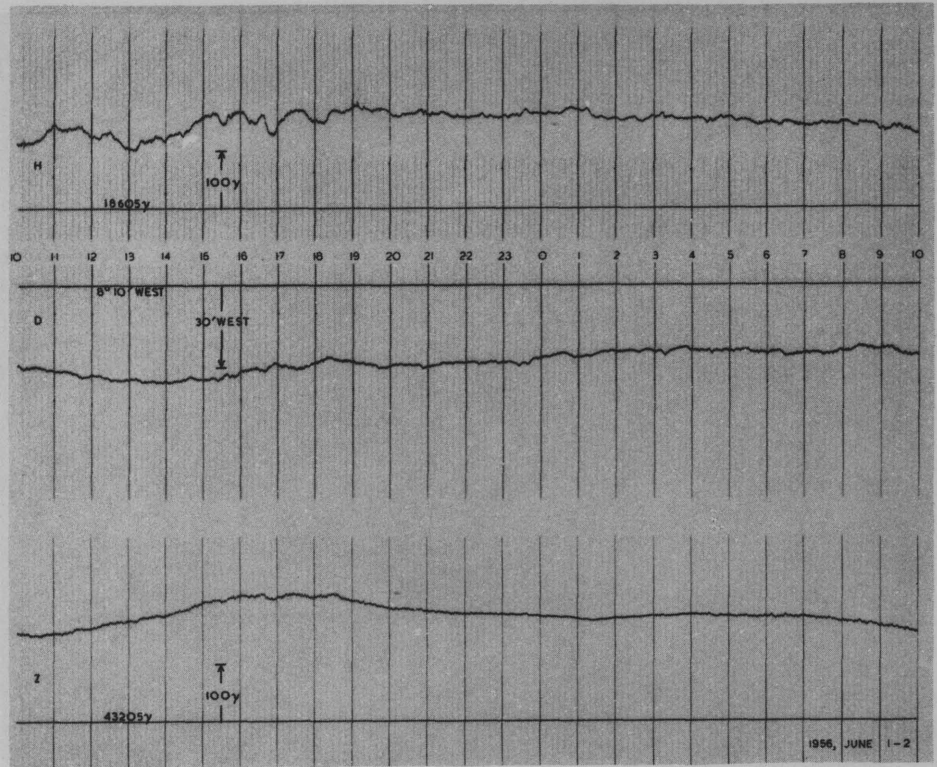
1956

MAY 30-31

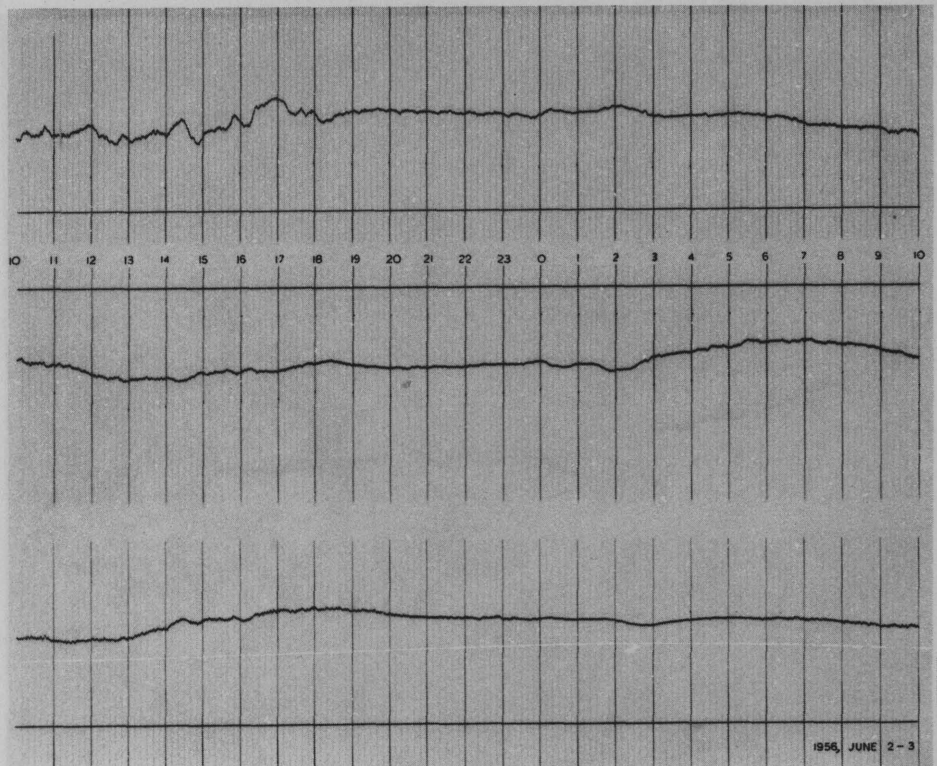


MAY 31-JUN. 1

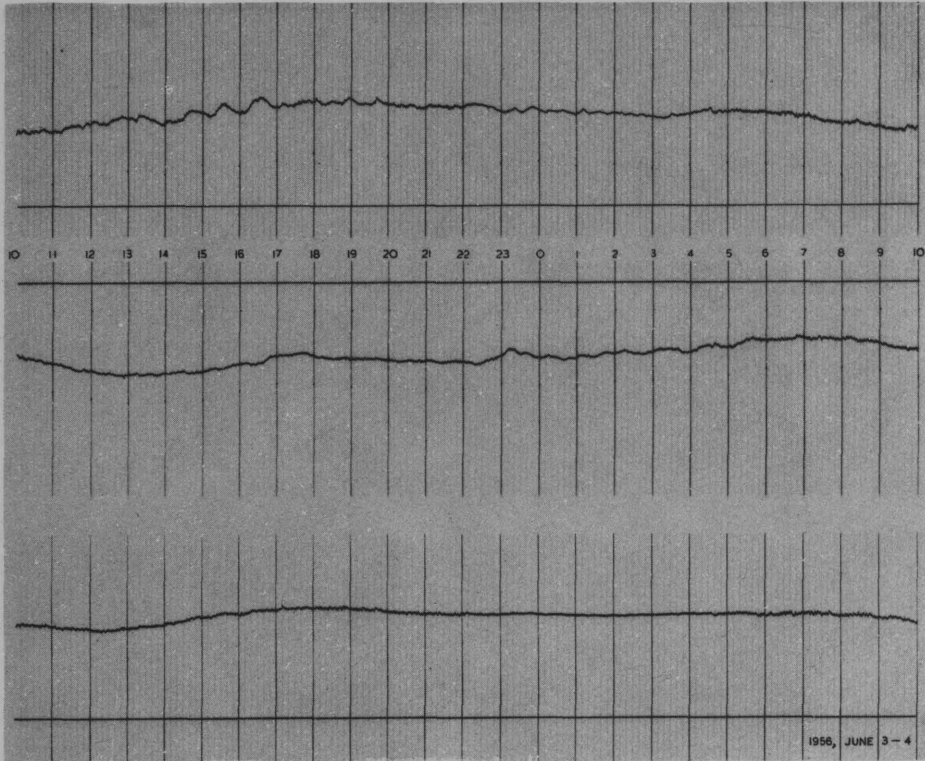
1956



JUNE 1-2

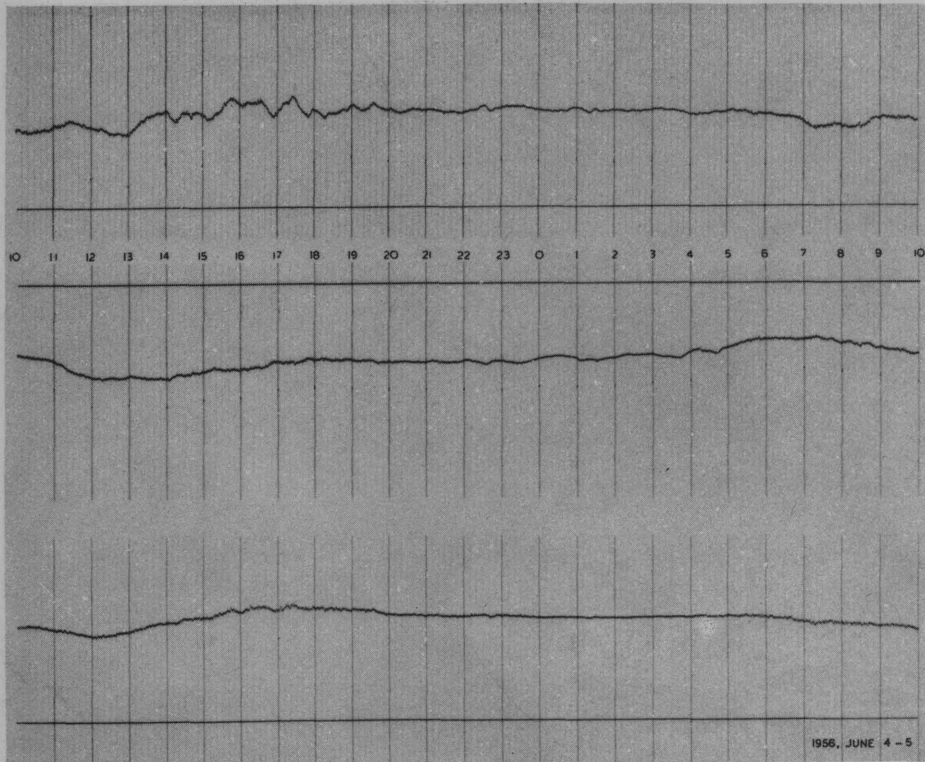


JUNE 2-3



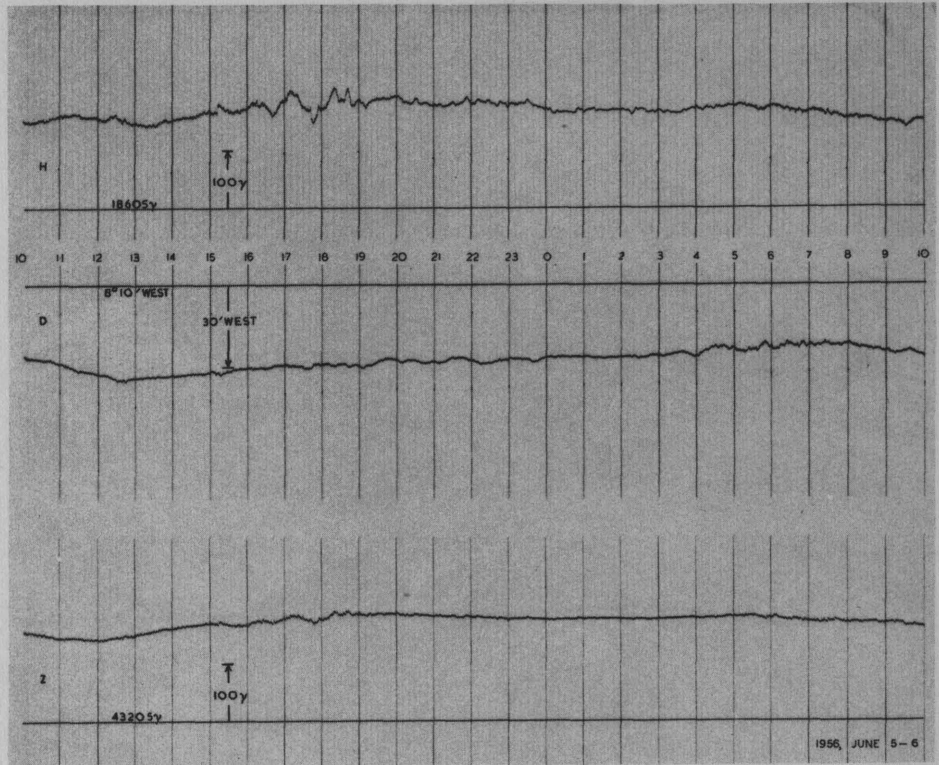
1956

JUNE 3-4

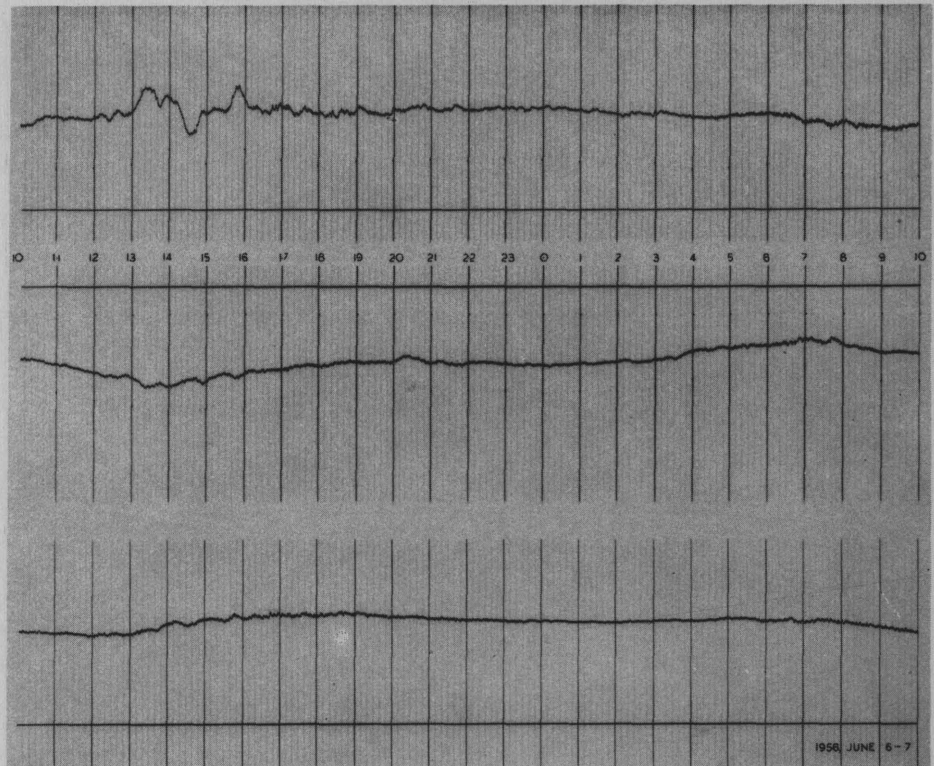


JUNE 4-5

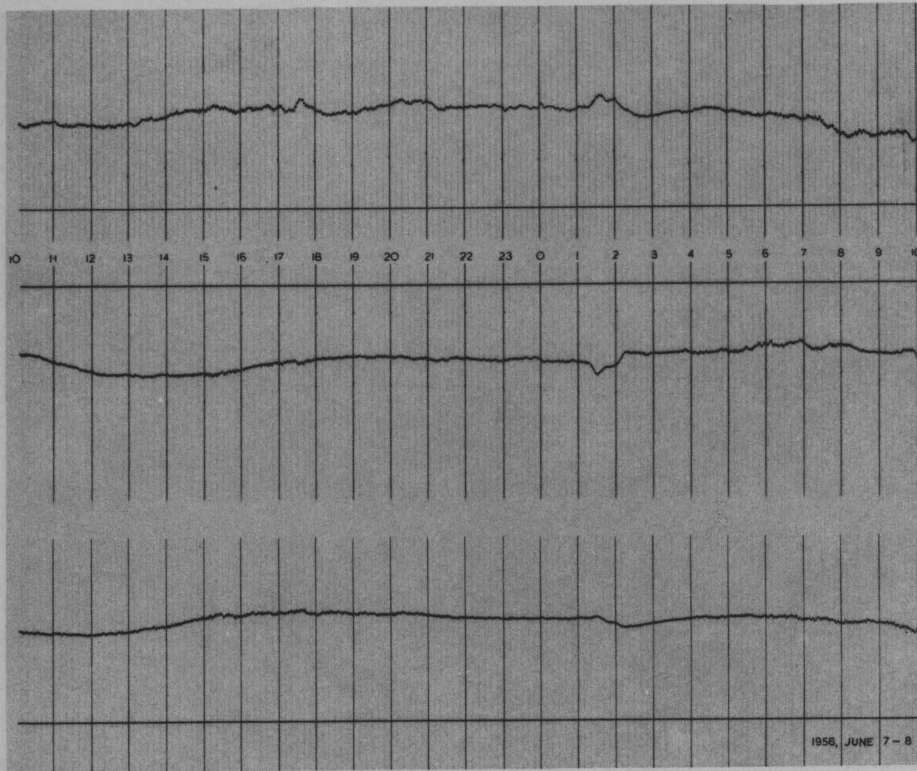
1956



JUNE 5-6

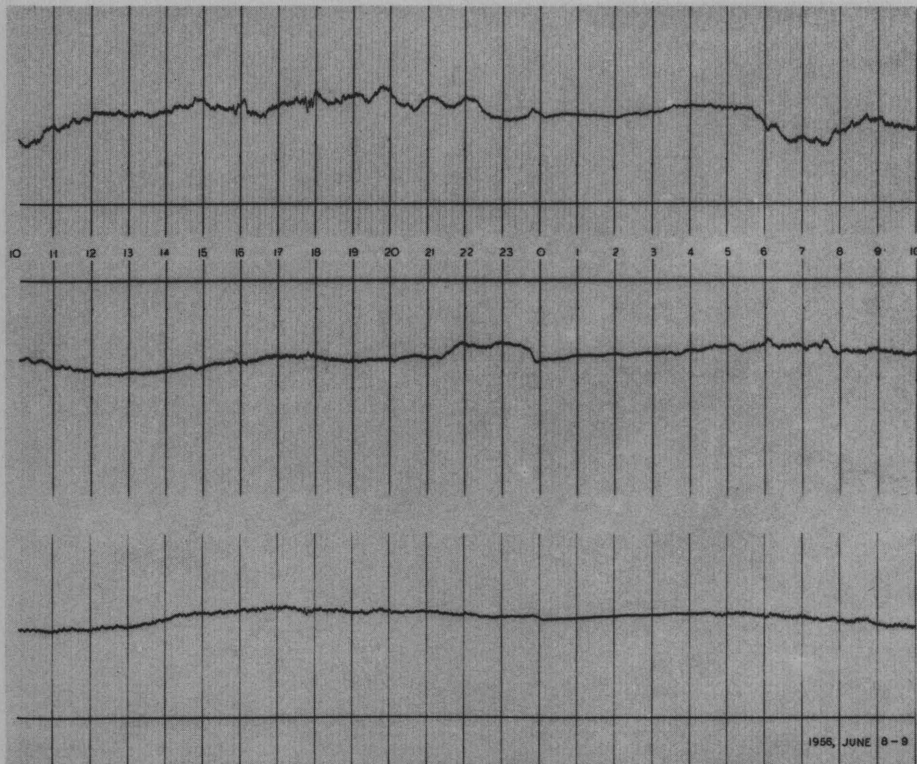


JUNE 6-7



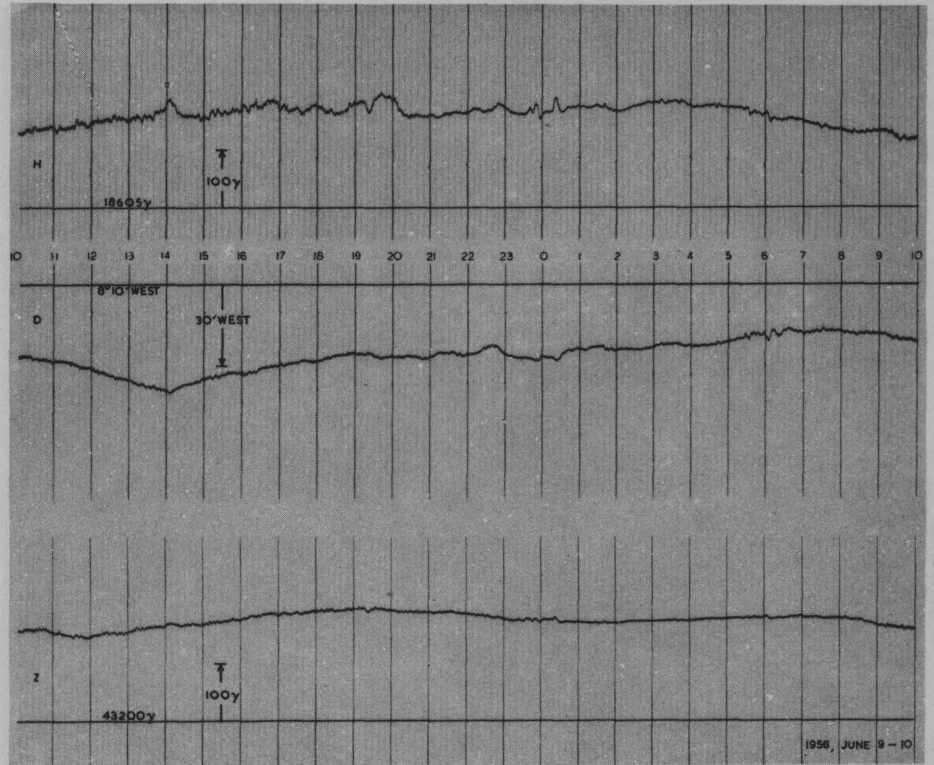
1956

JUNE 7-8

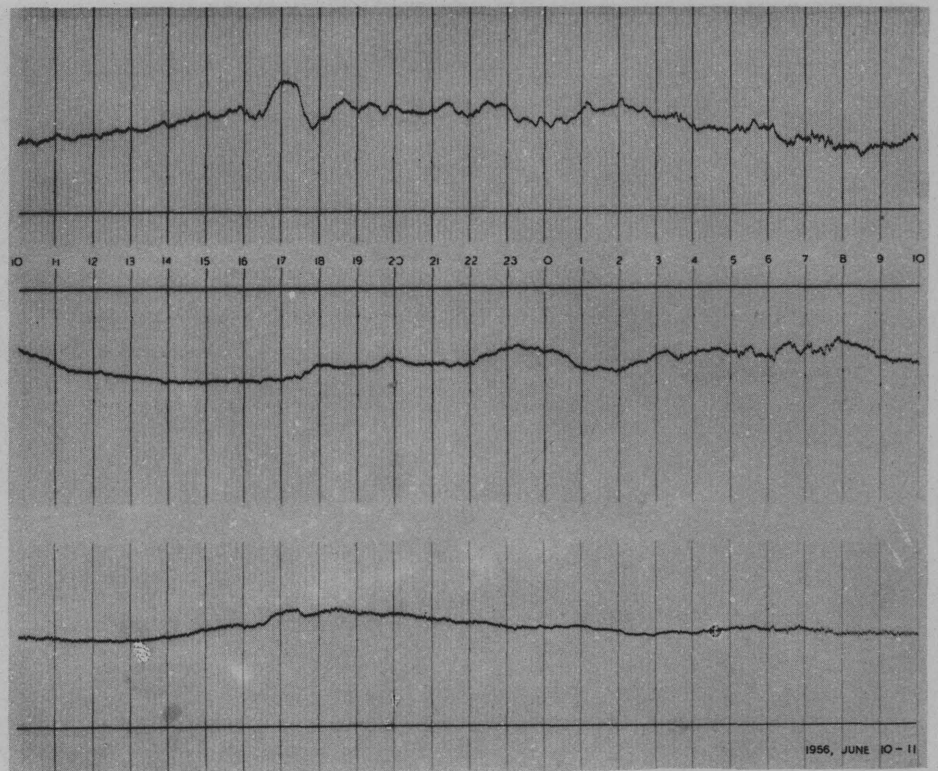


JUNE 8-9

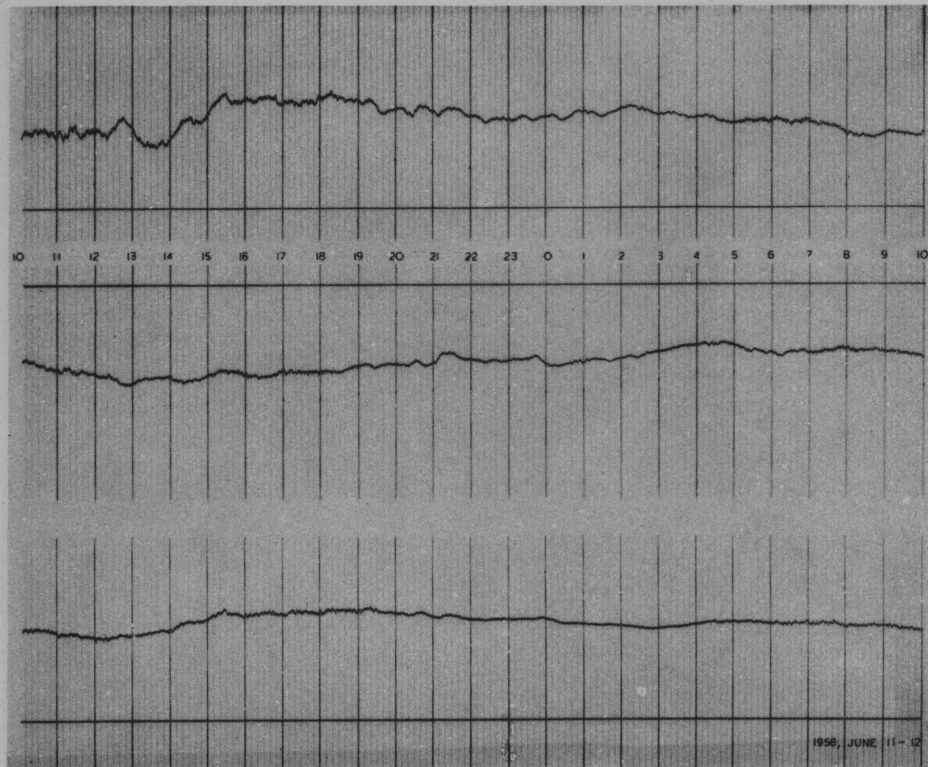
1956



JUNE 9-10

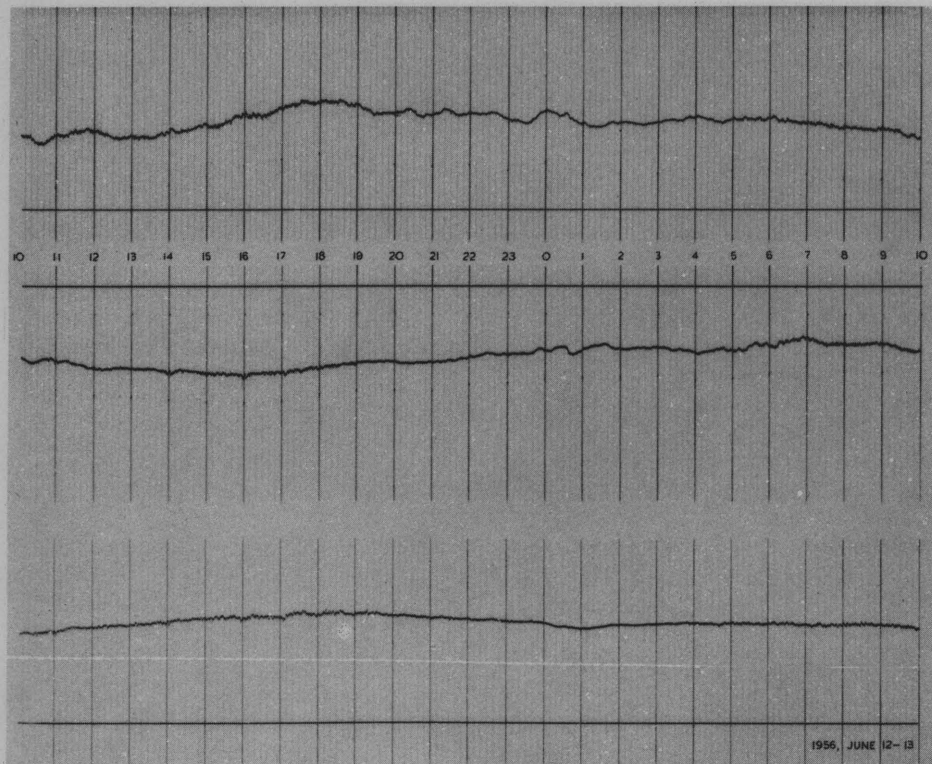


JUNE 10-11



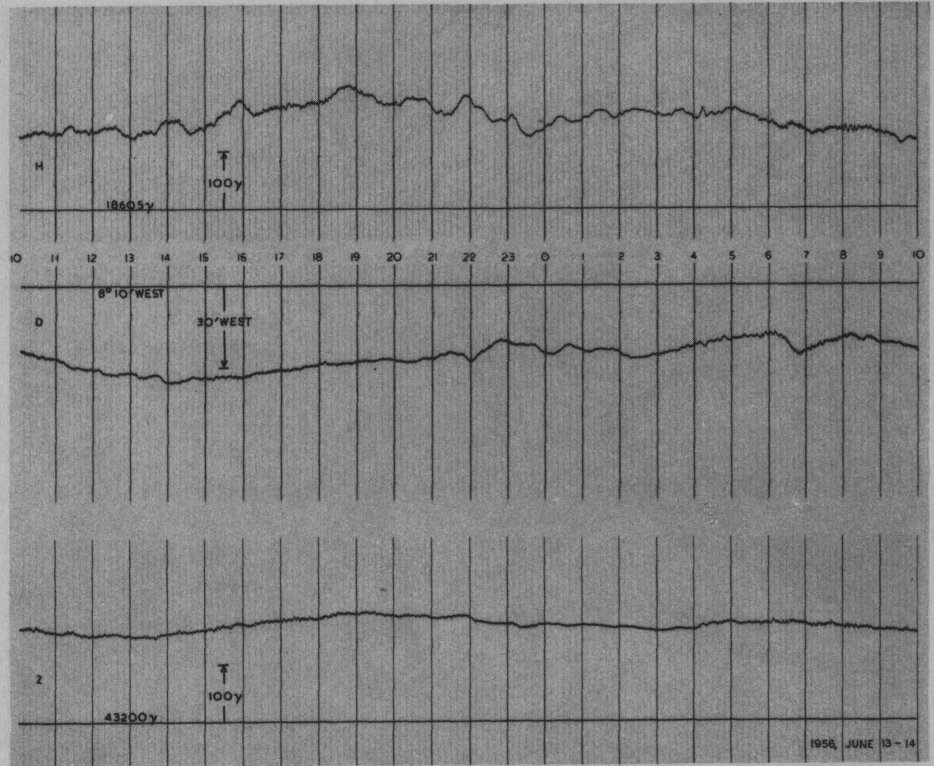
1956

JUNE 11-12

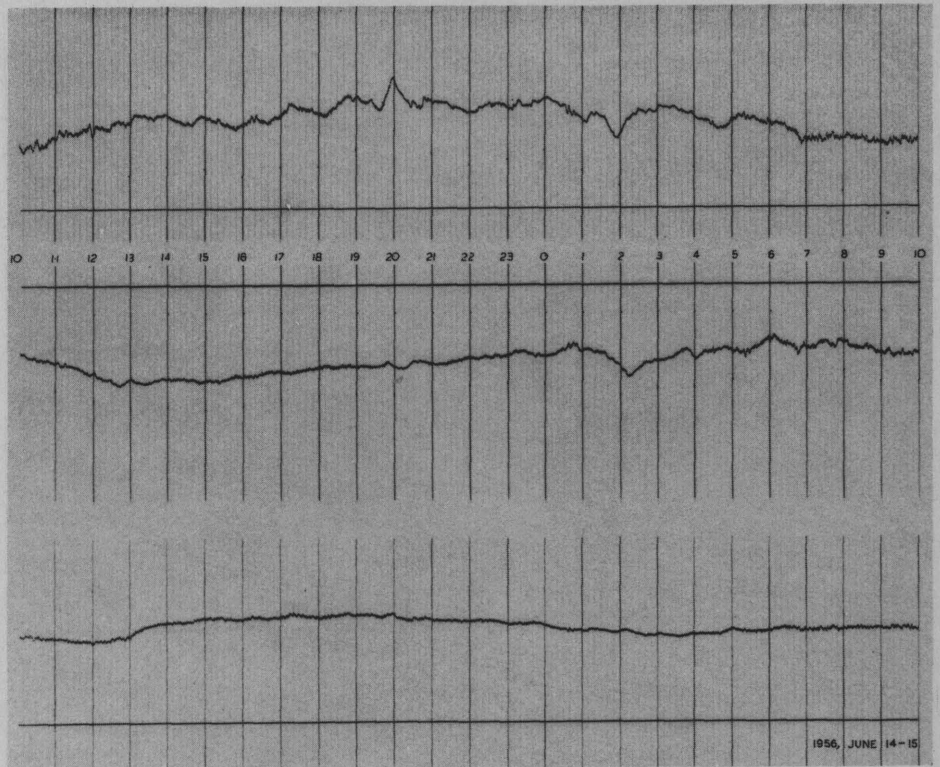


JUNE 12-13

1956



JUNE 13-14

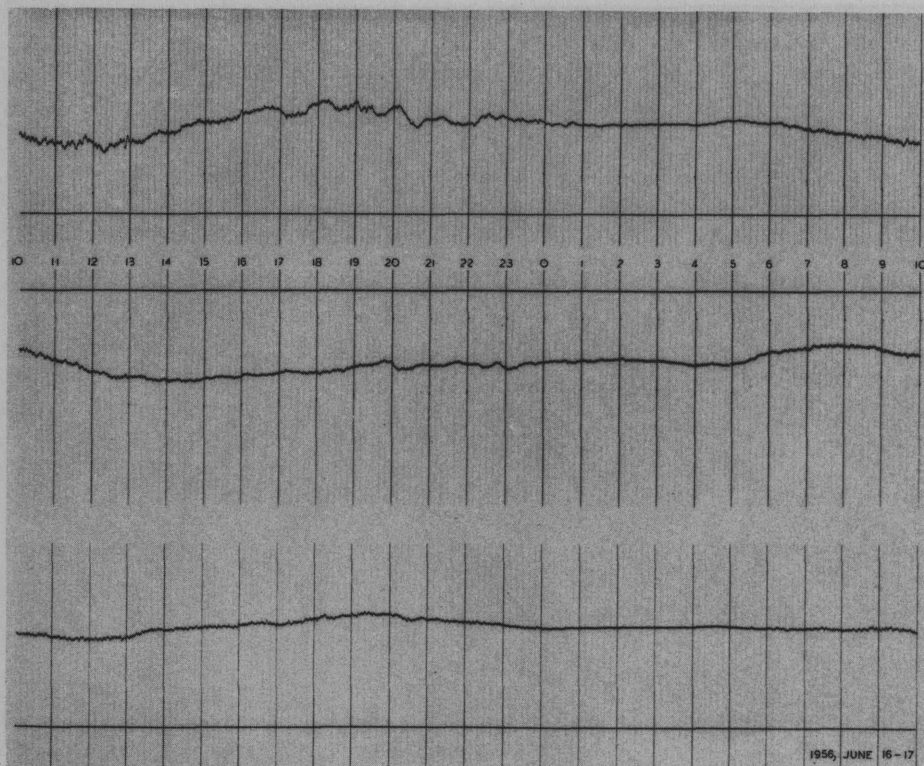


JUNE 14-15



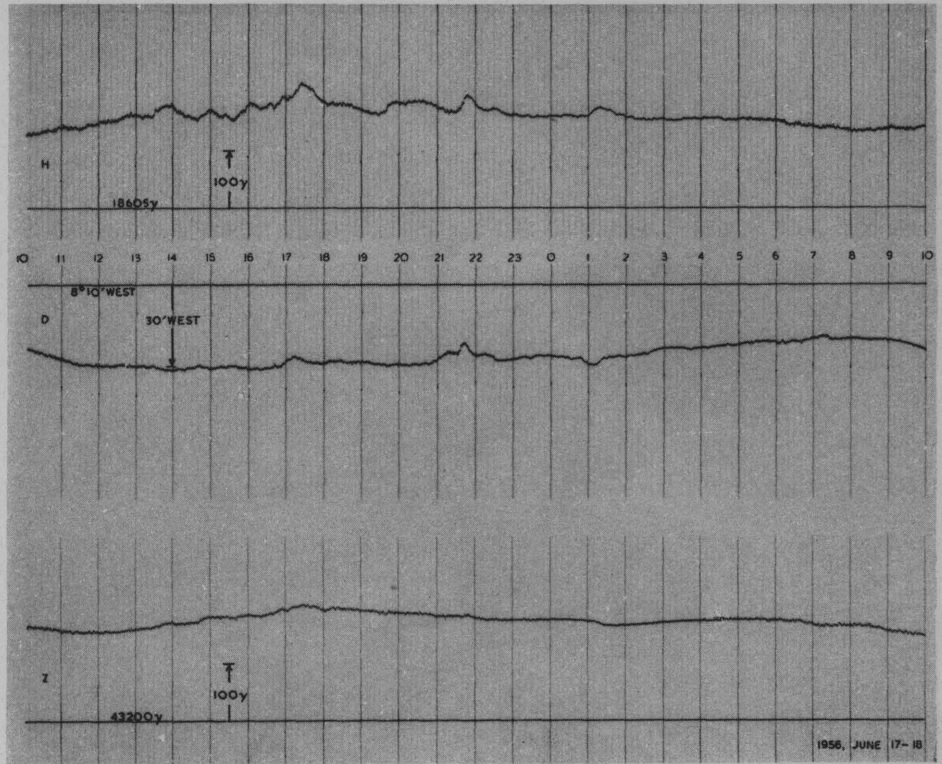
1956

JUNE 15-16

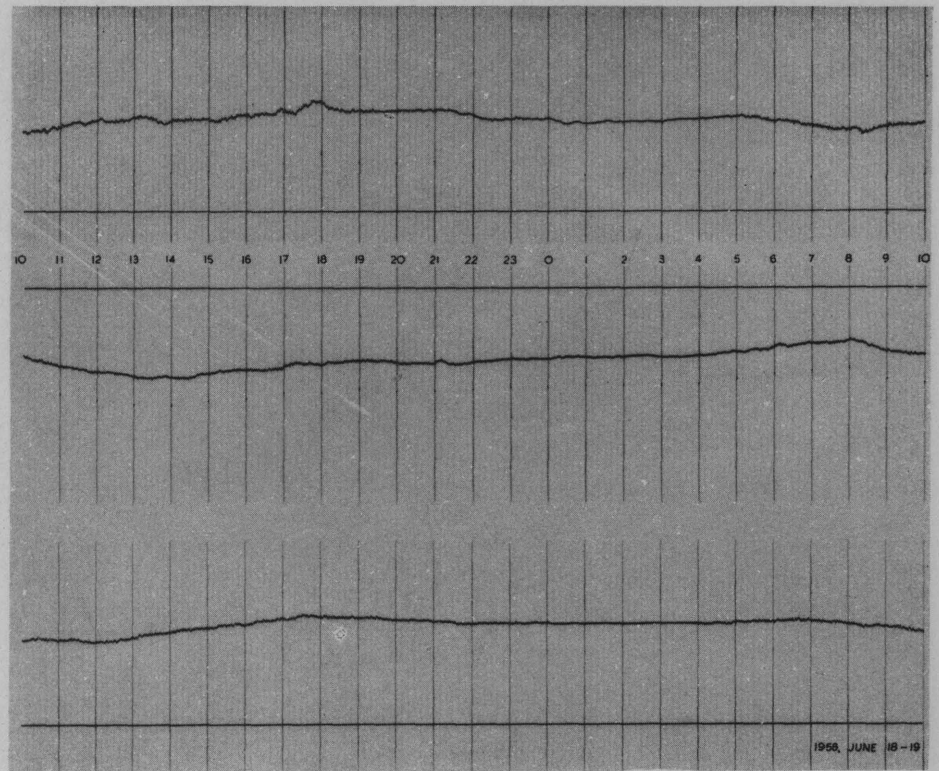


JUNE 16-17

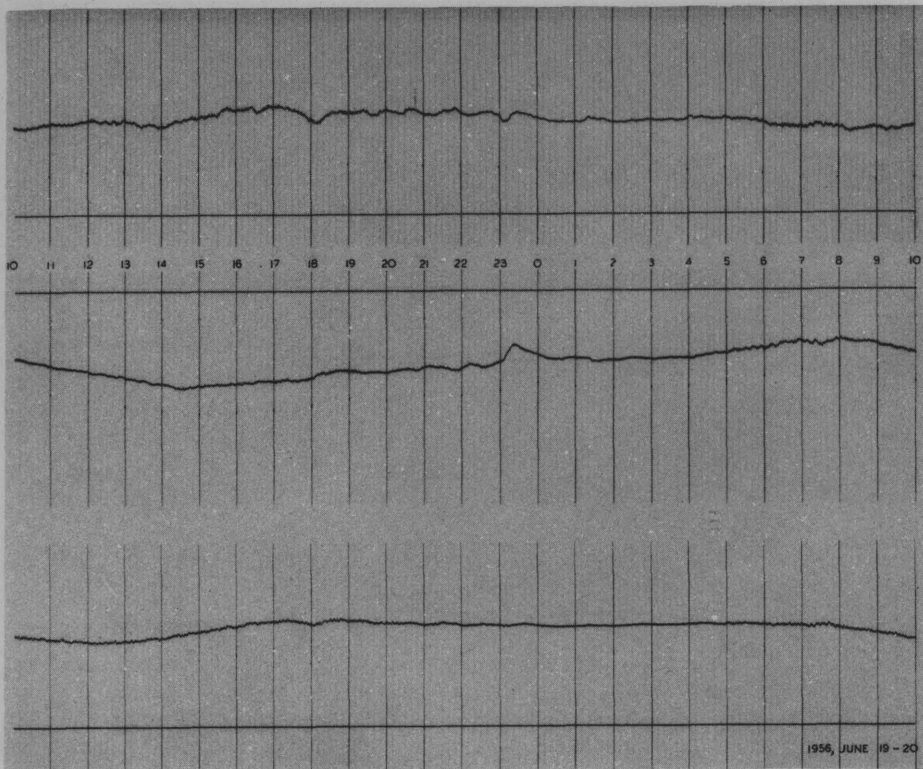
1956



JUNE 17-18

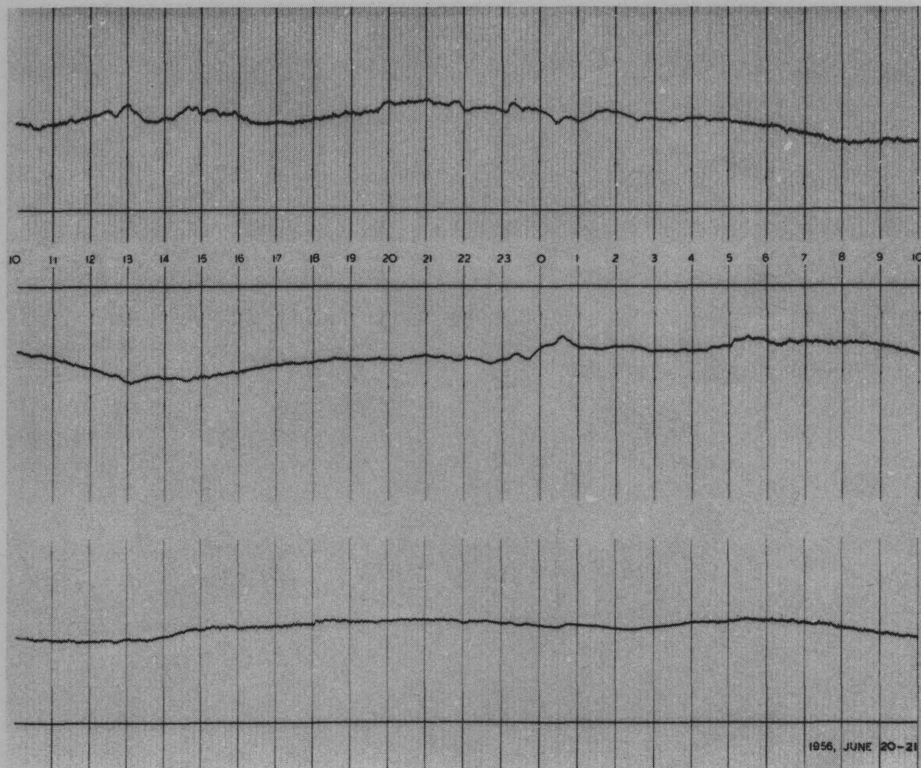


JUNE 18-19



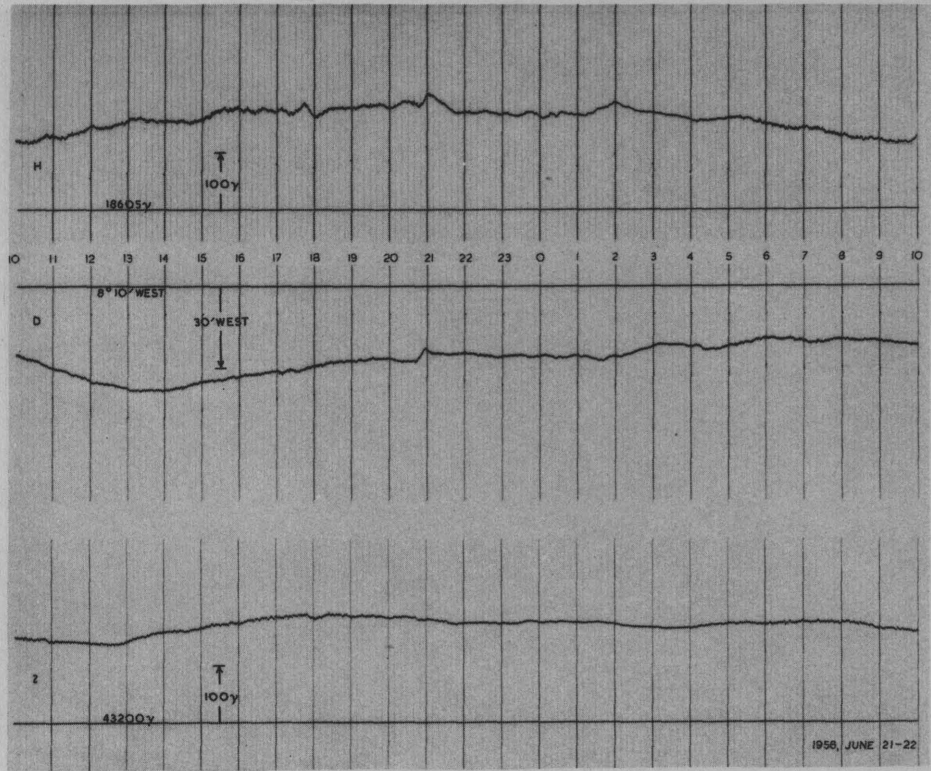
1956

JUNE 19-20

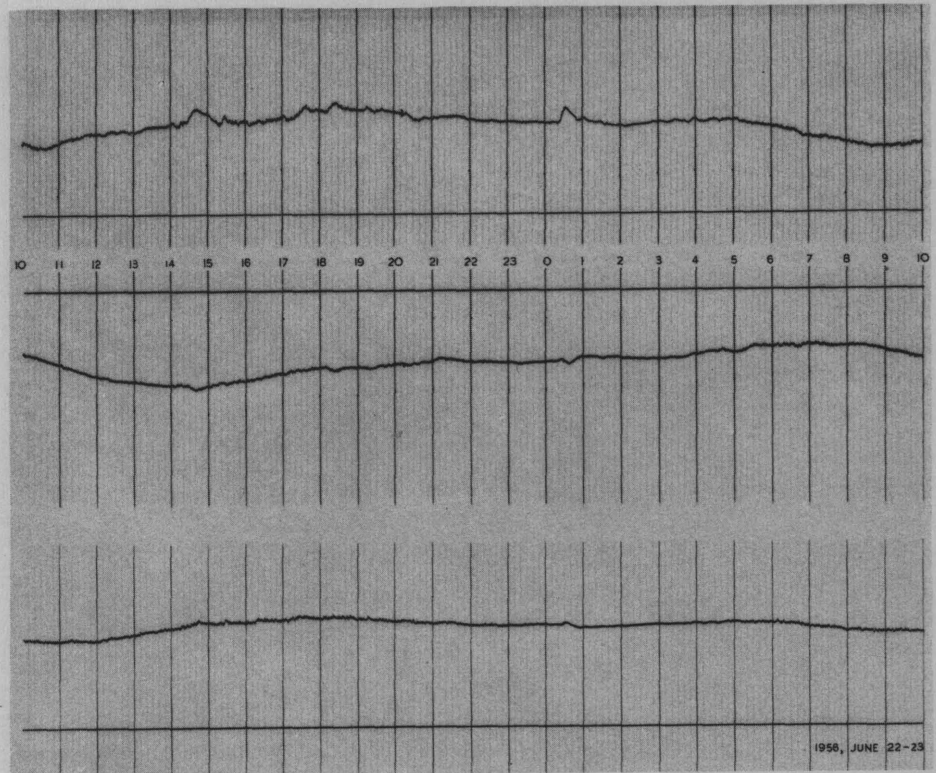


JUNE 20-21

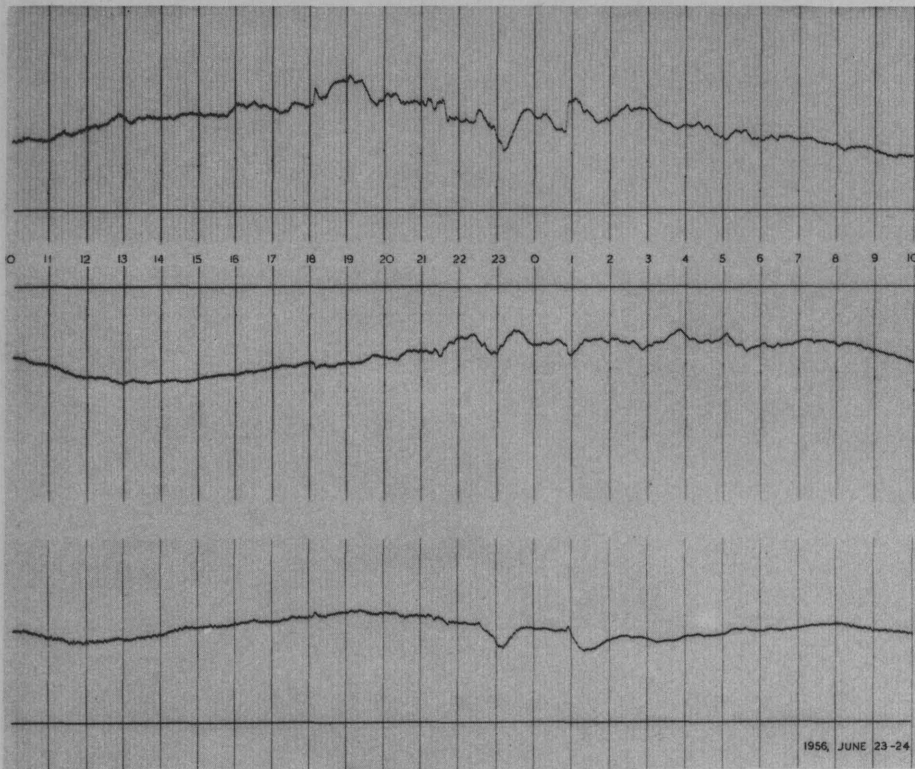
1956



JUNE 21-22

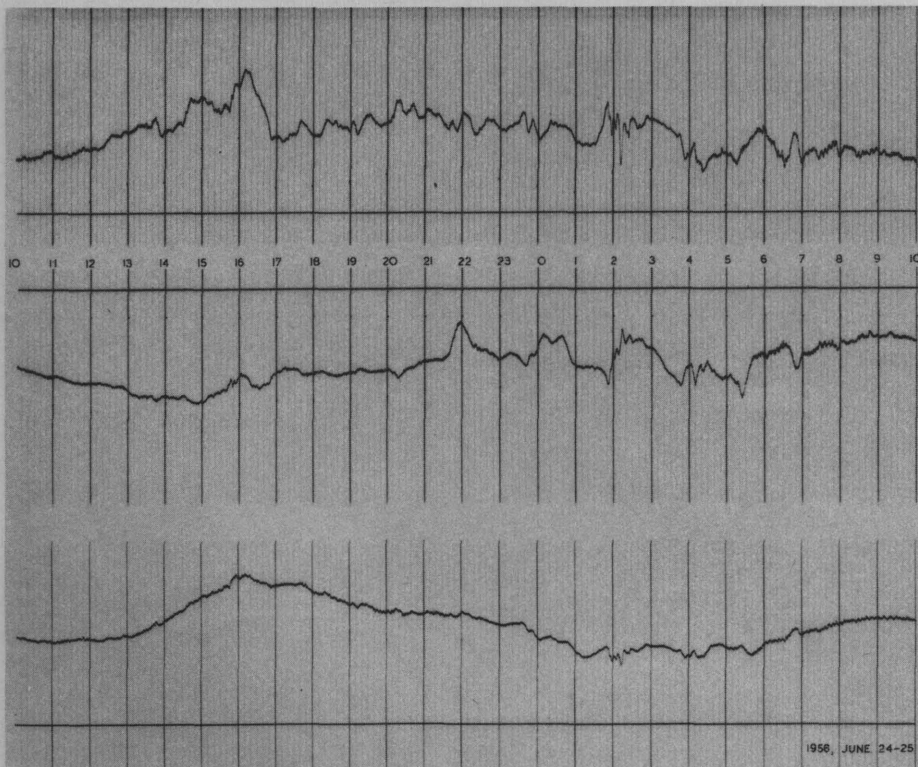


JUNE 22-23



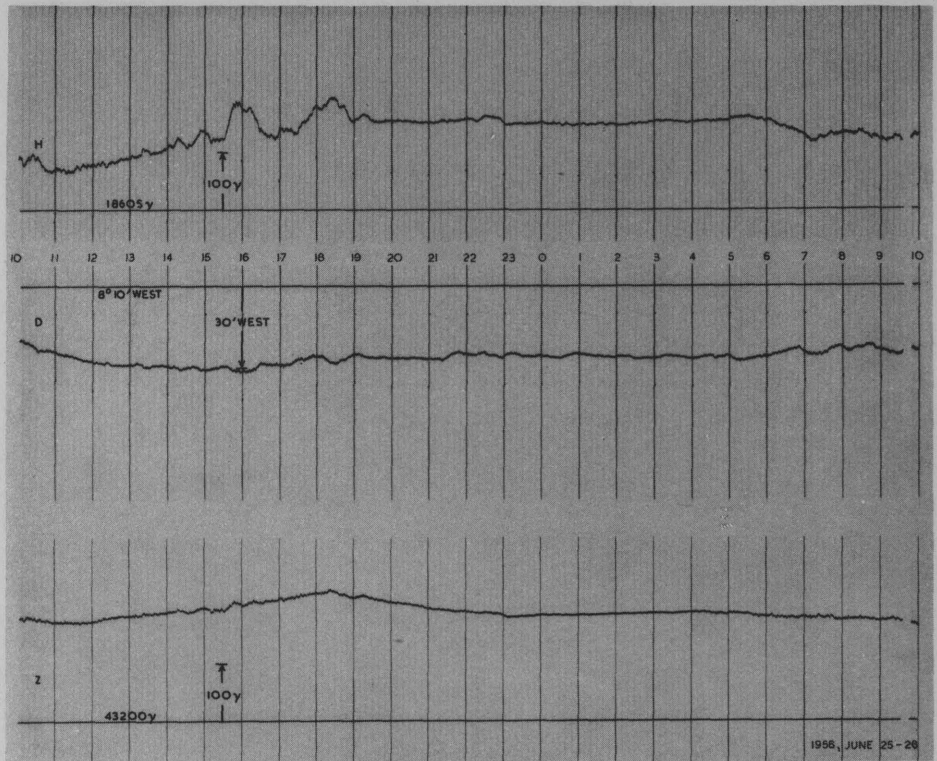
1956

JUNE 23-24

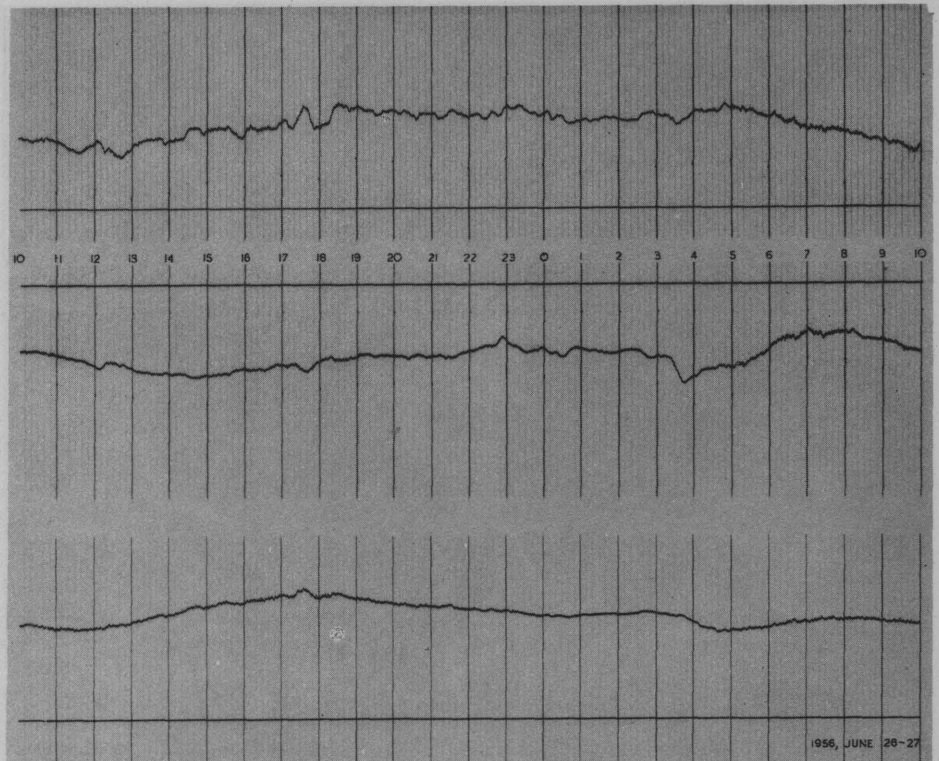


JUNE 24-25

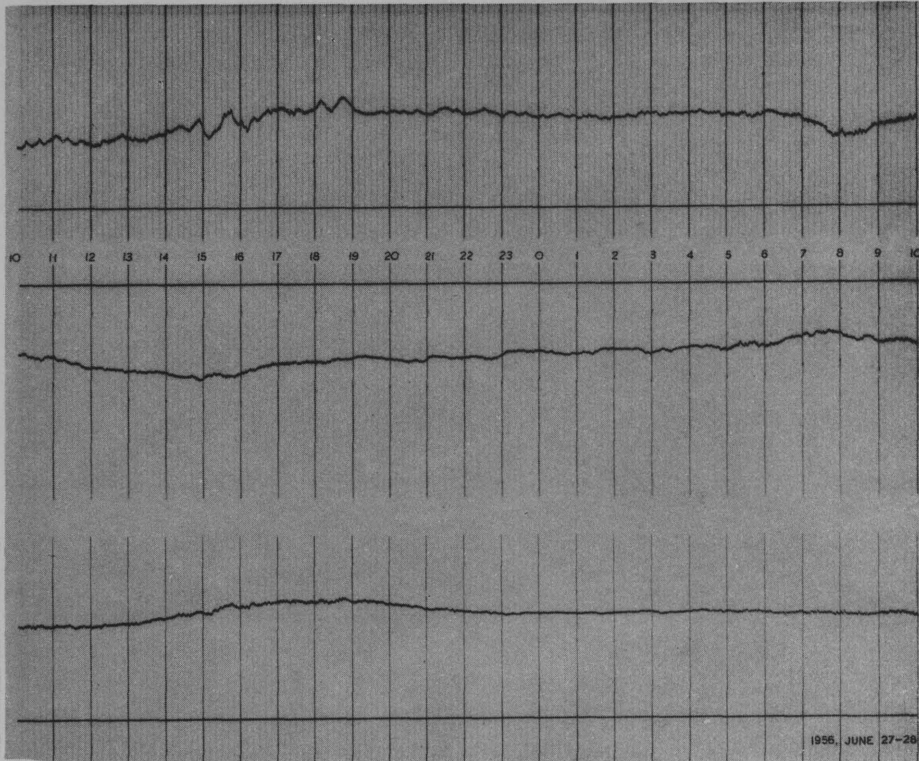
1956



JUNE 25-26

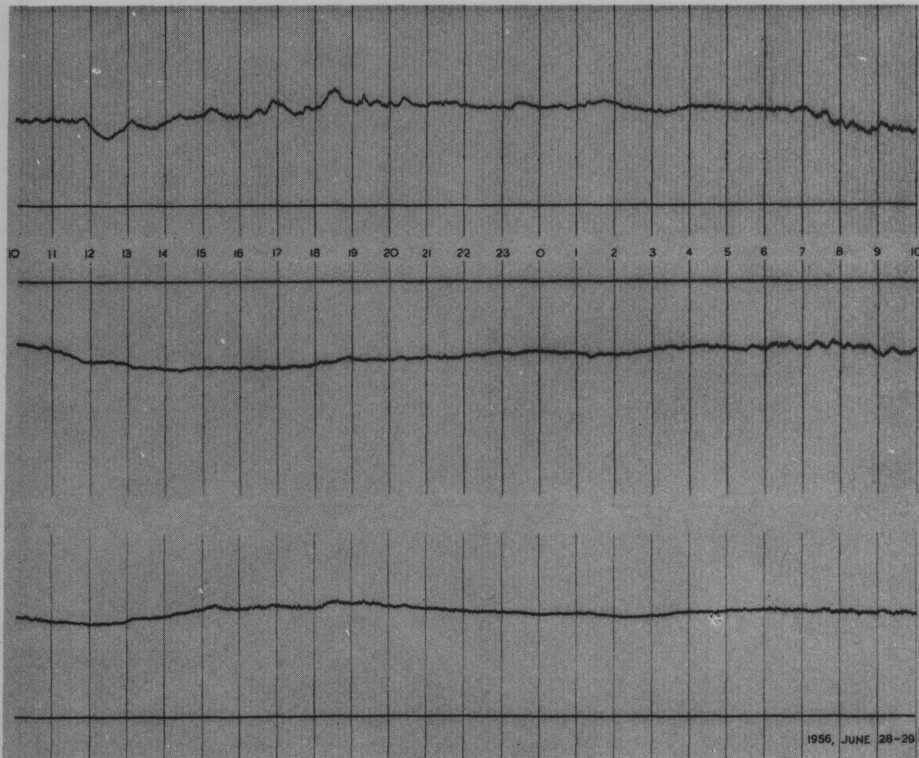


JUNE 26-27



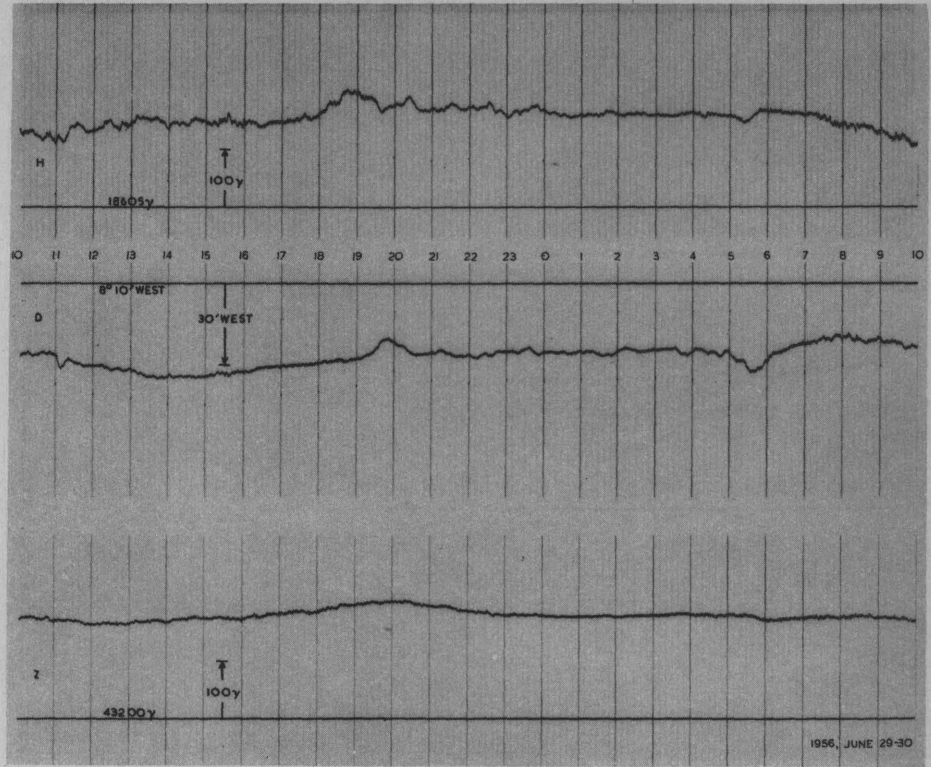
1956

JUNE 27-28

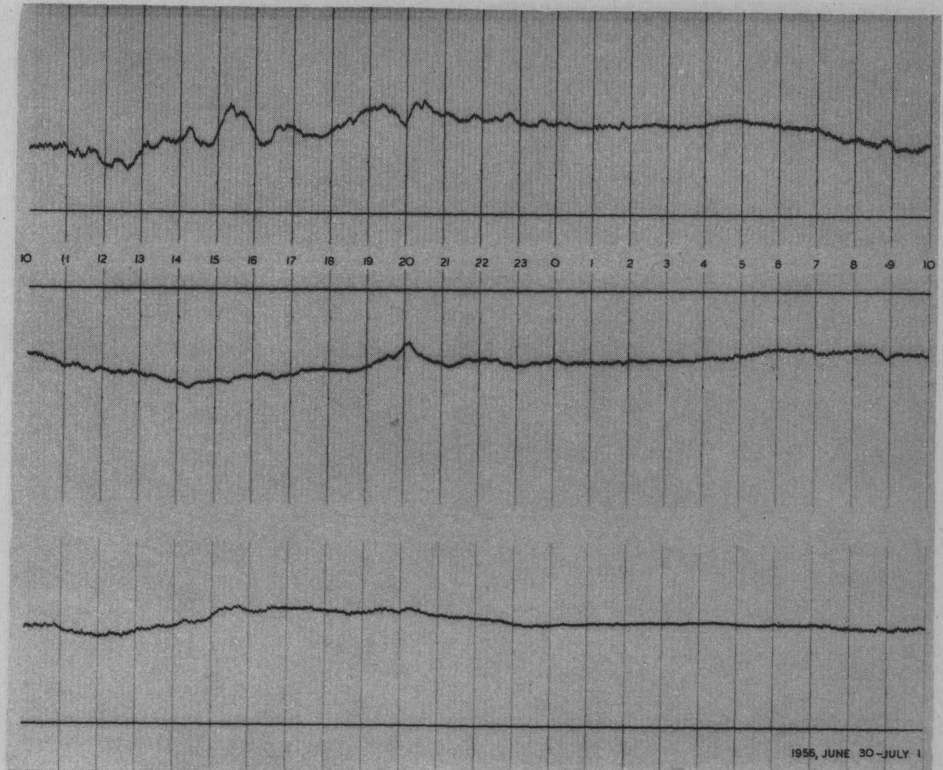


JUNE 28-29

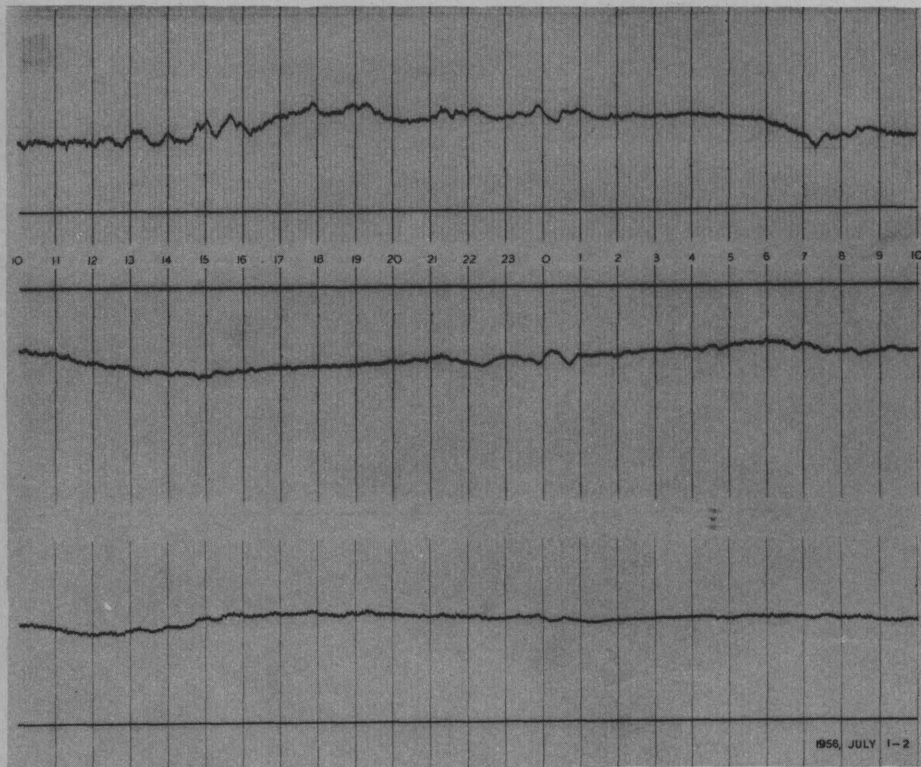
1956



JUNE 29-30

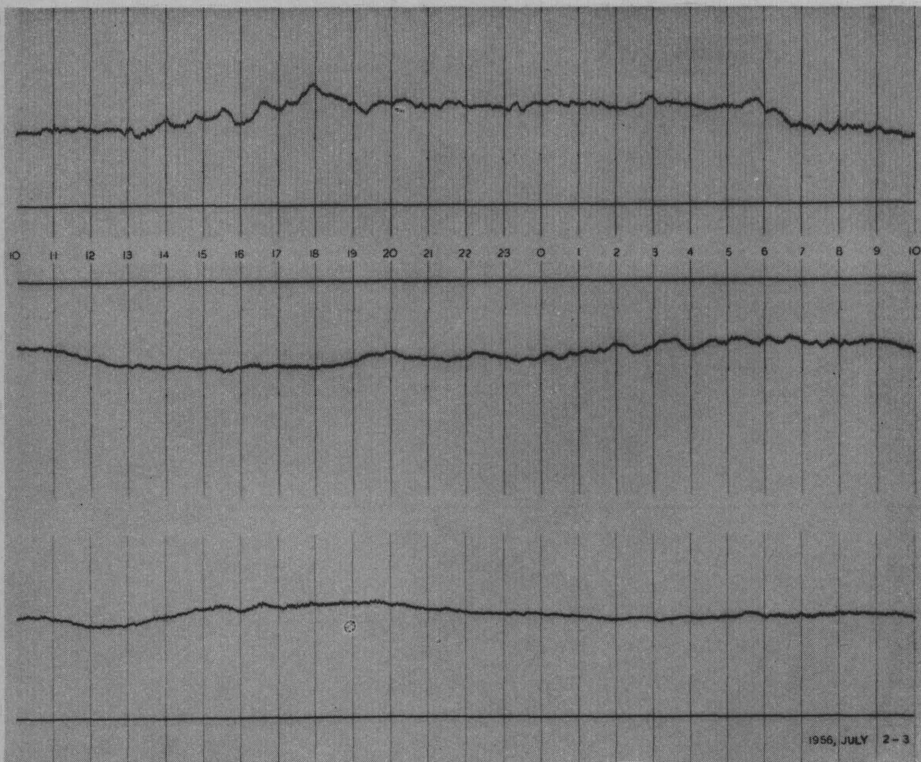


JUN. 30-JUL. 1



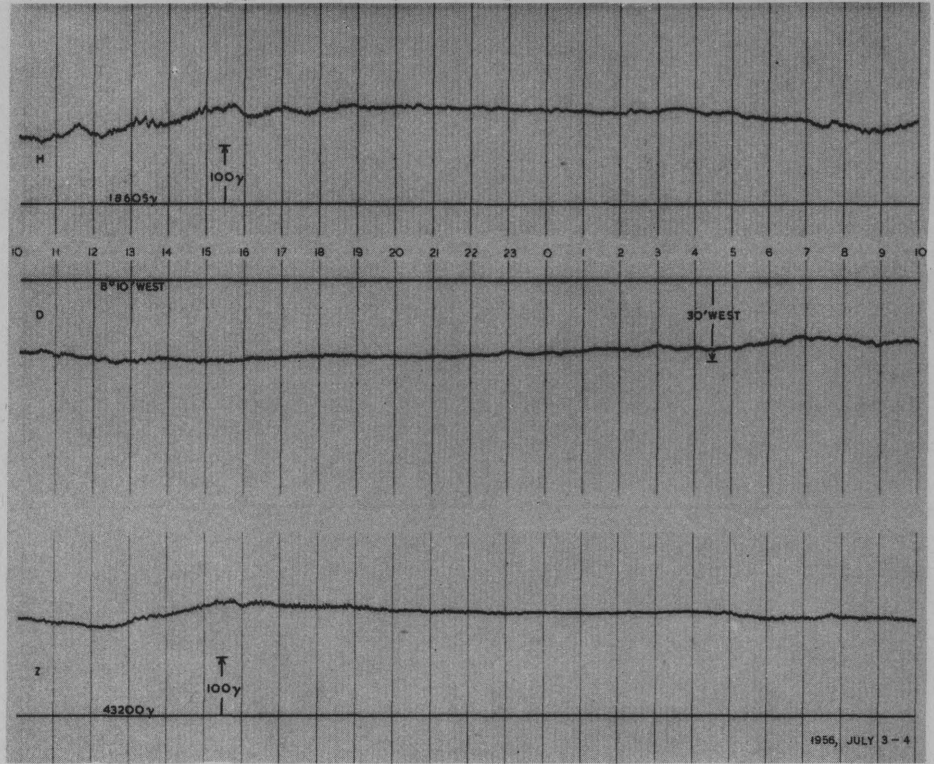
1956

JULY 1-2

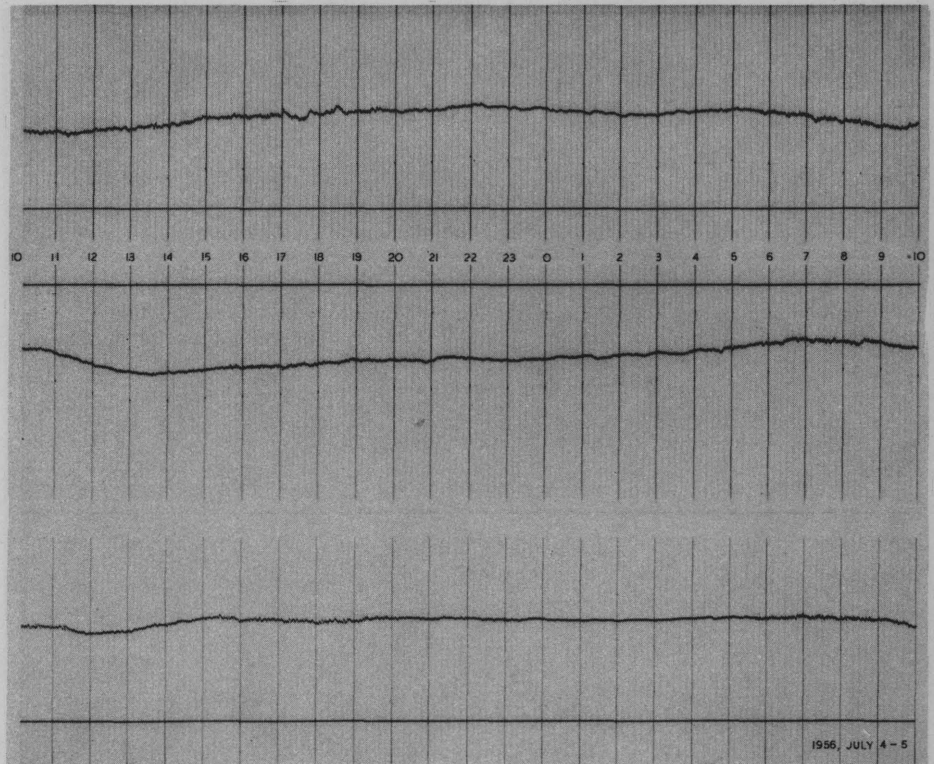


JULY 2-3

1956

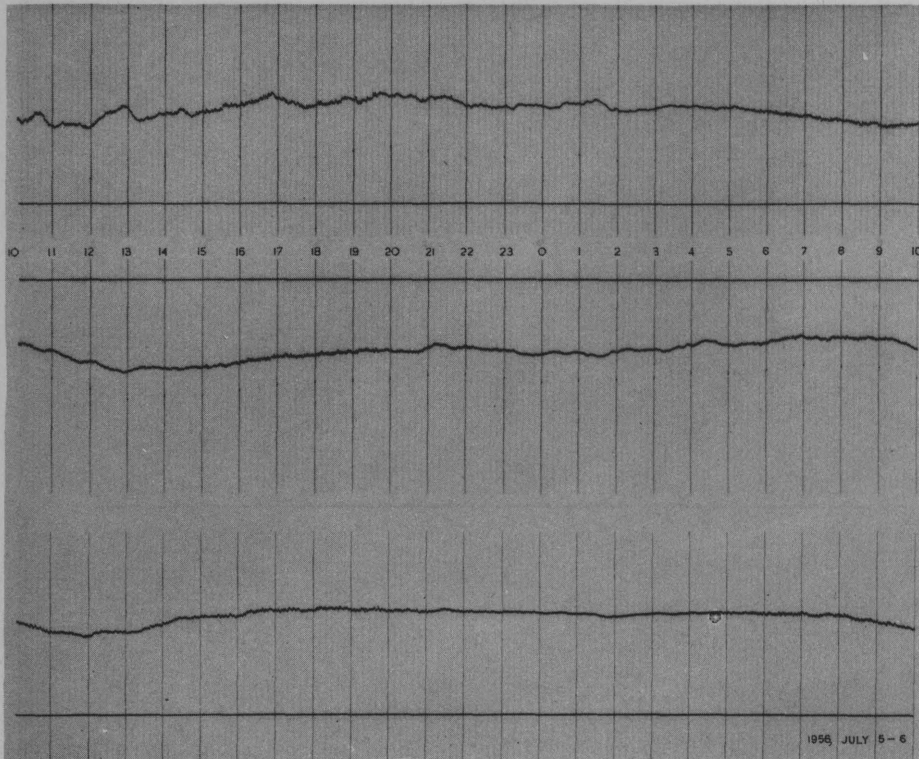


JULY 3-4

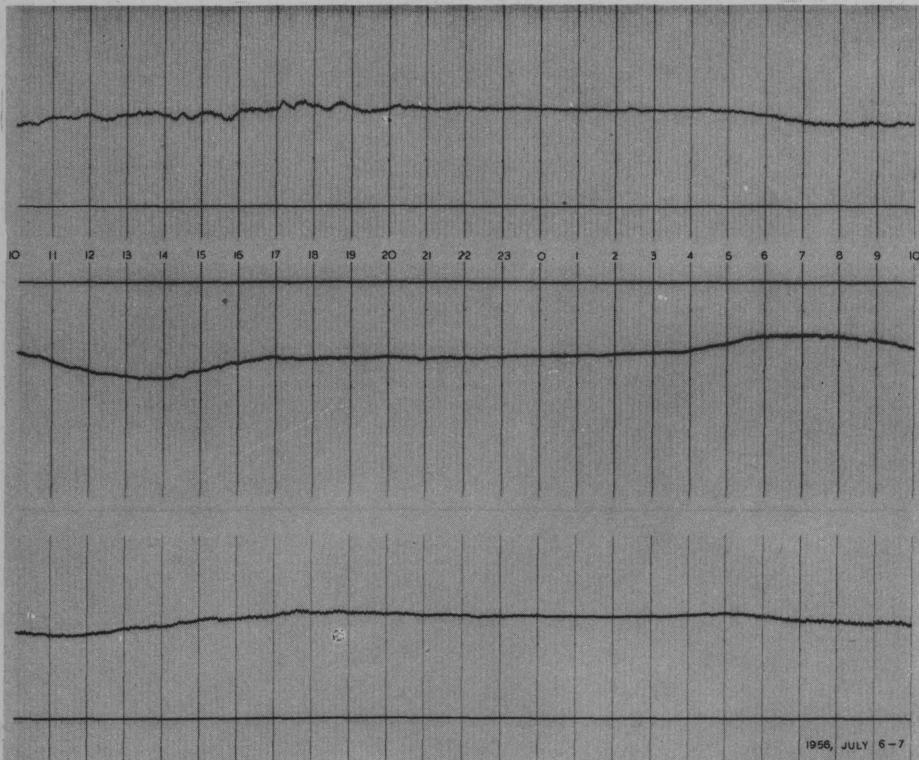


JULY 4-5

1956

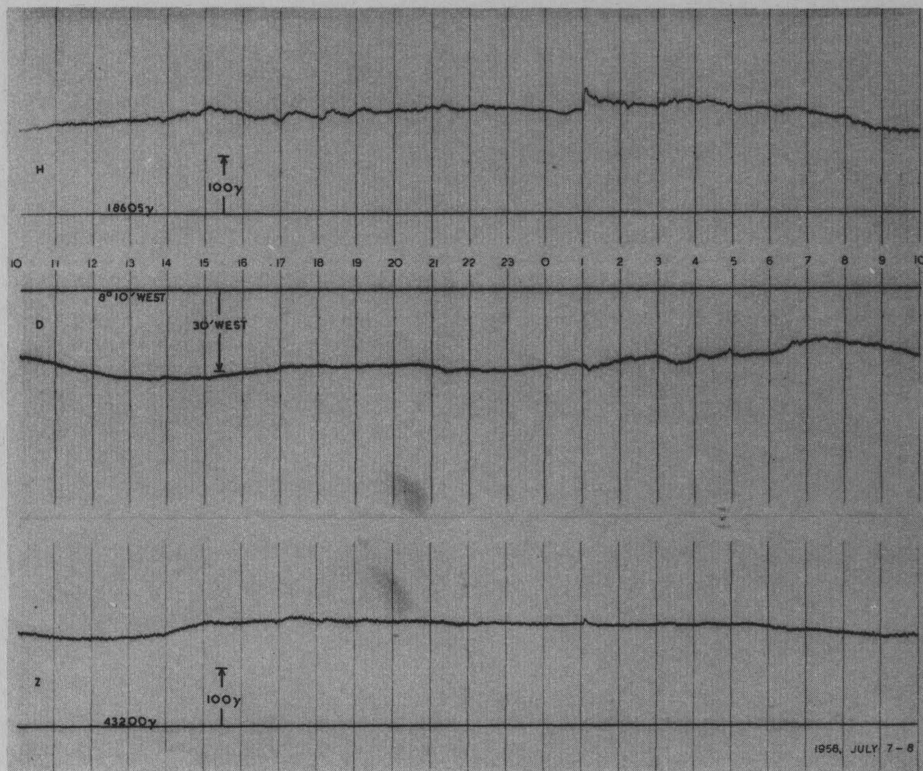


JULY 5-6

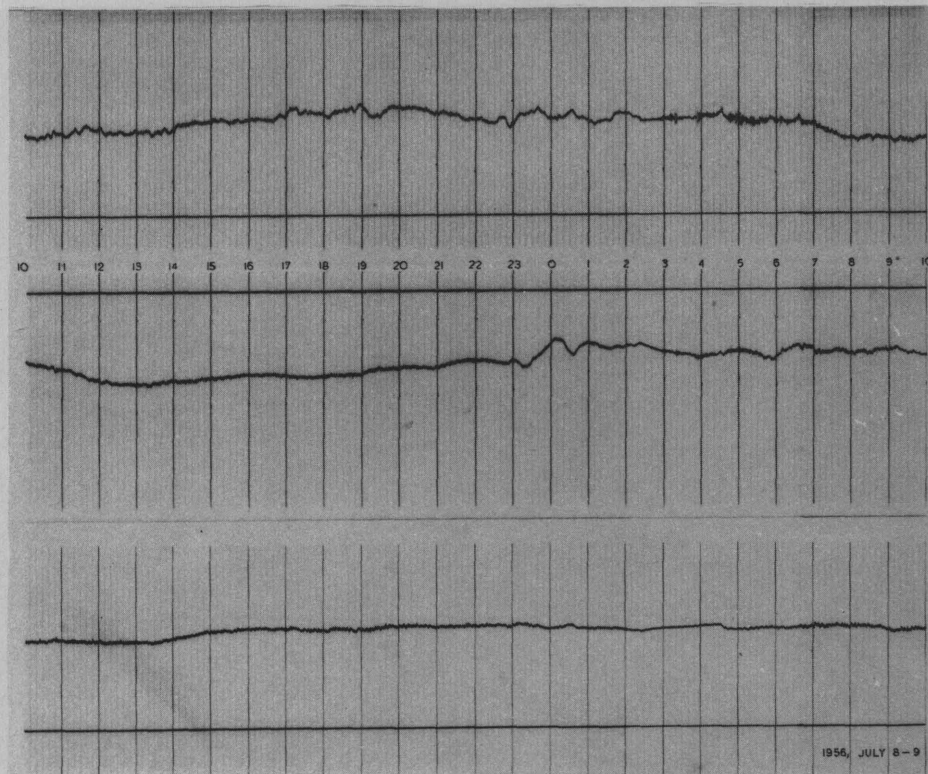


JULY 6-7

1956

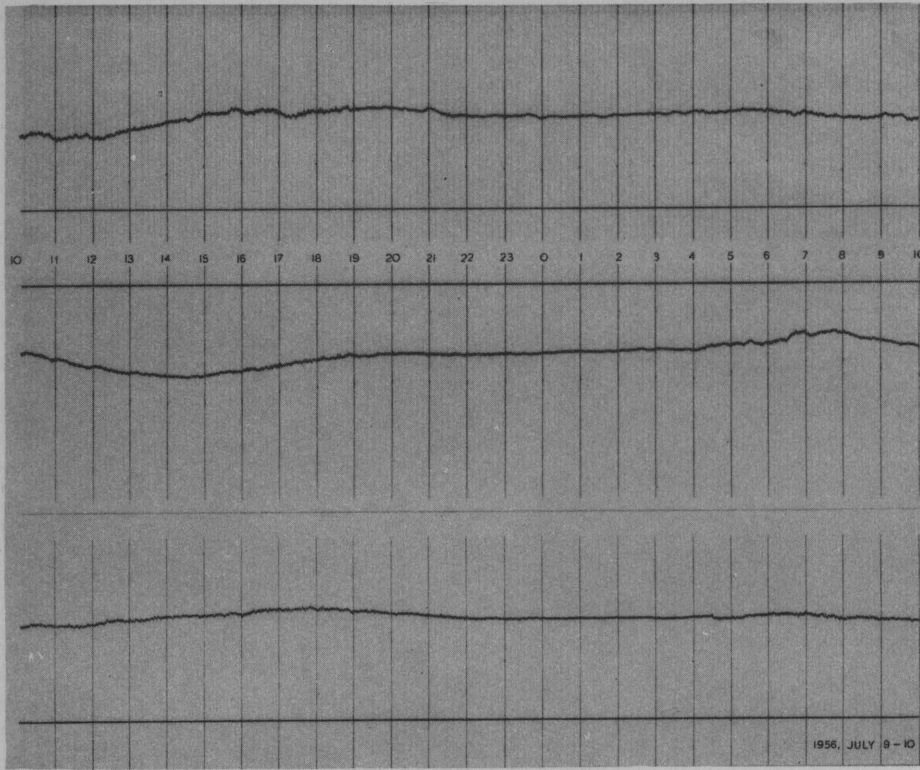


JULY 7-8

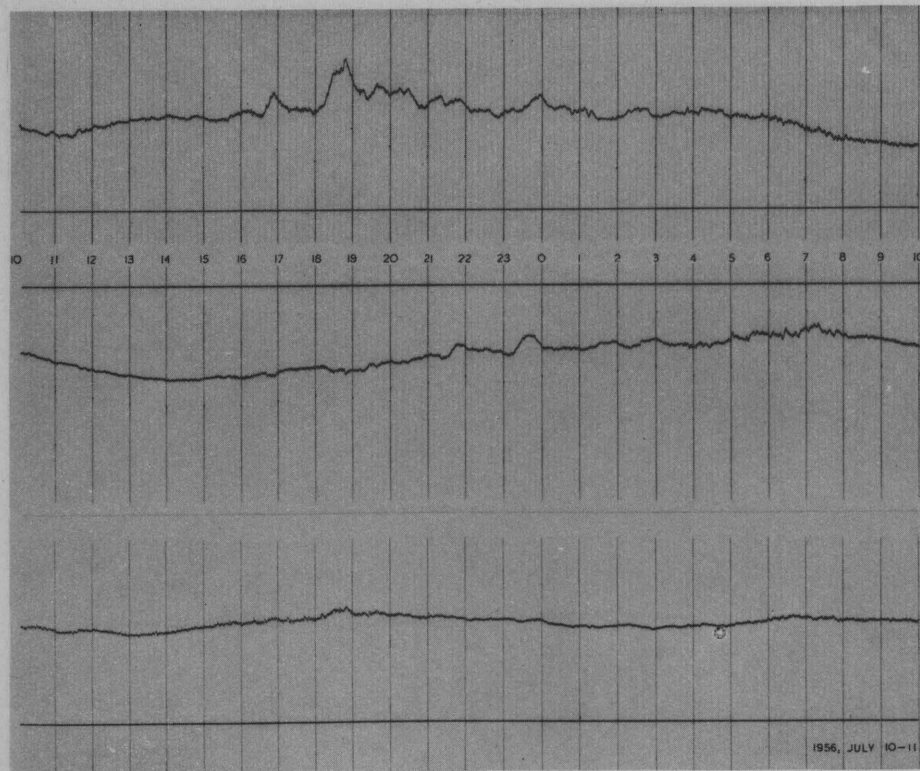


JULY 8-9

1956

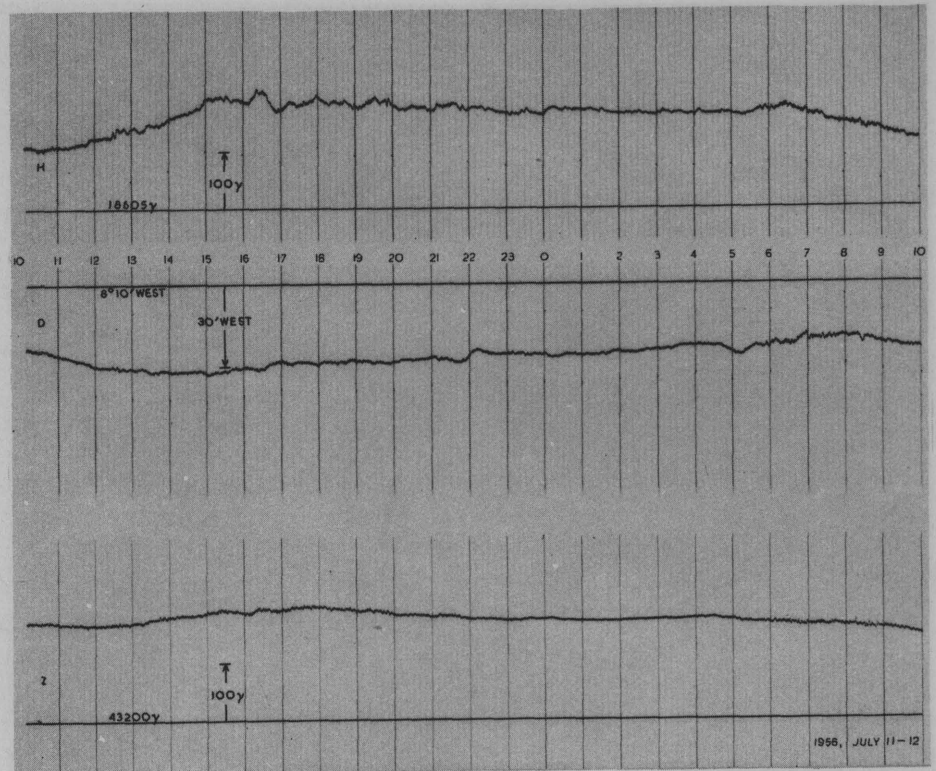


JULY 9-10

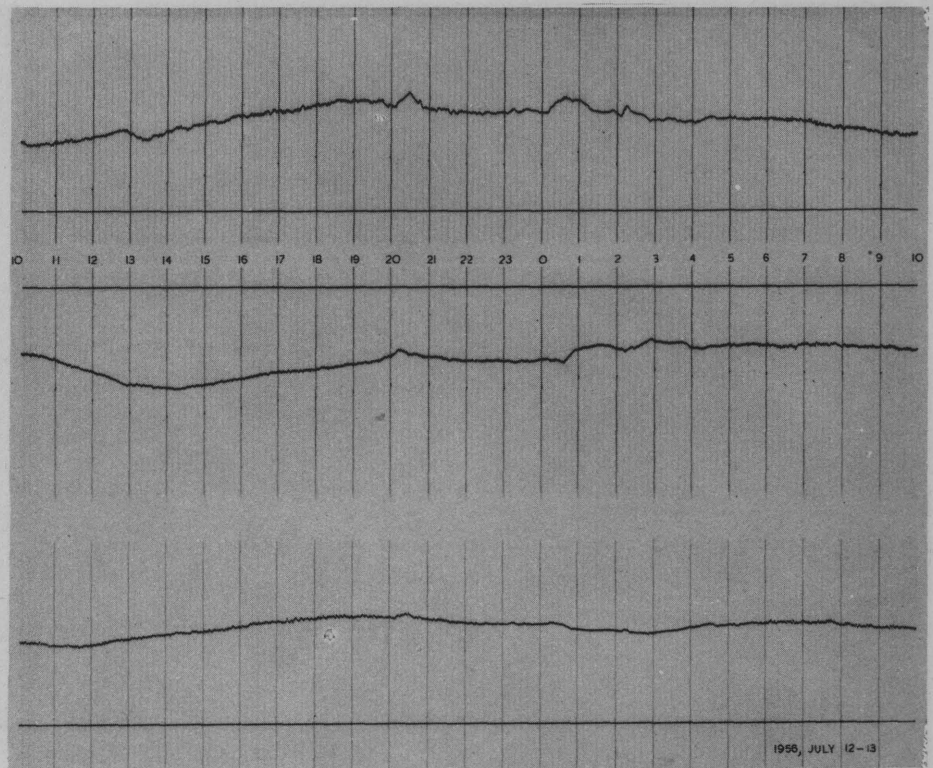


JULY 10-11

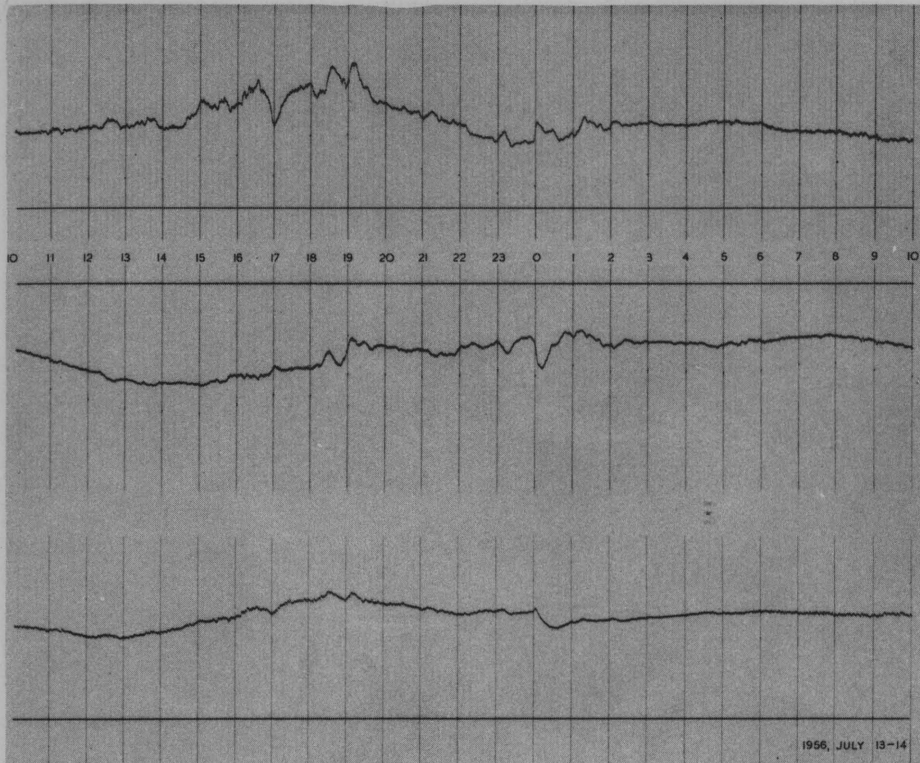
1956



JULY 11-12

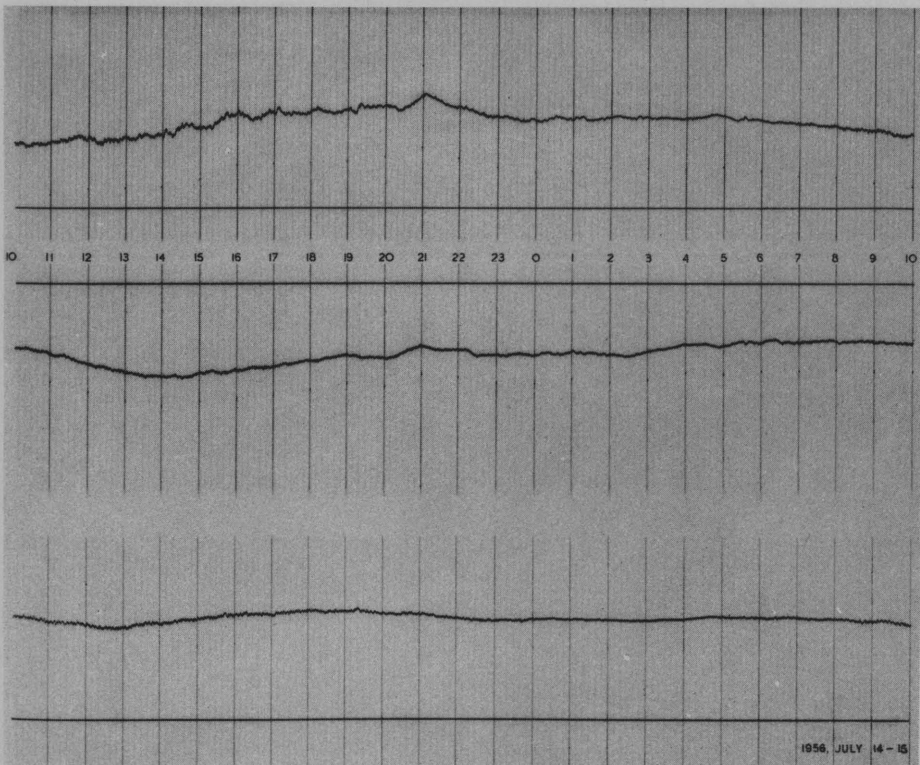


JULY 12-13



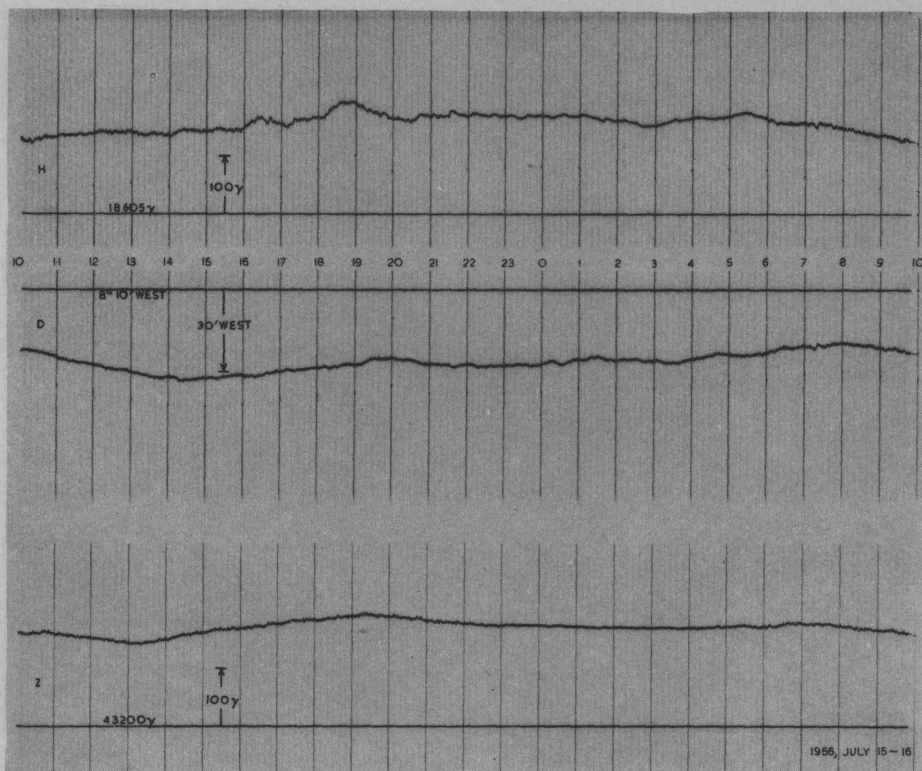
1956

JULY 13-14



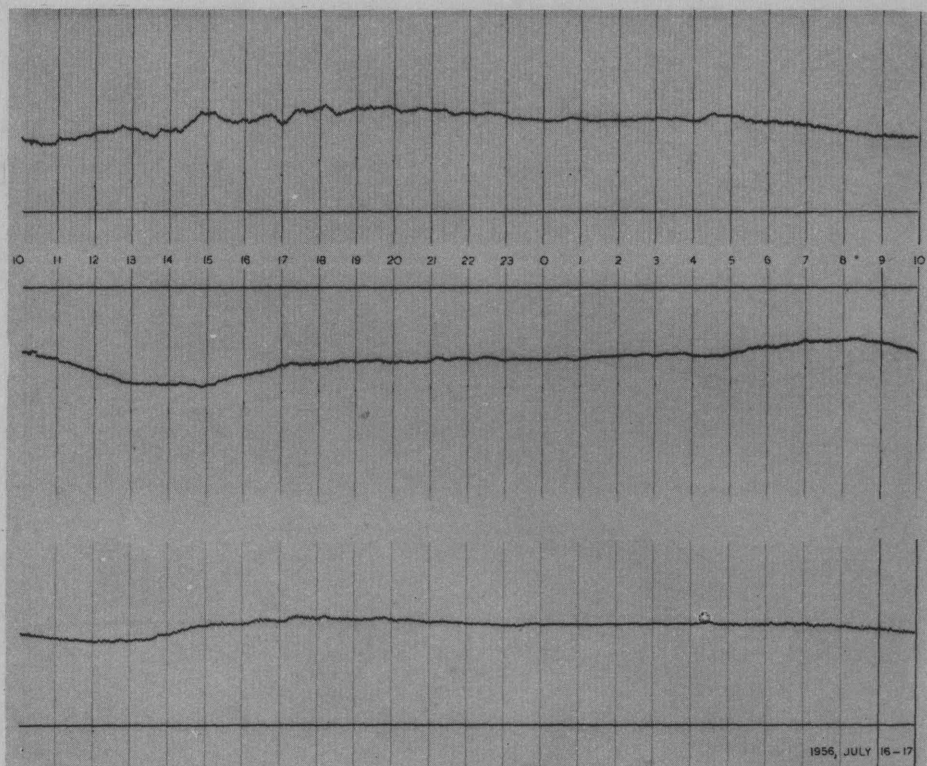
JULY 14-15

1956



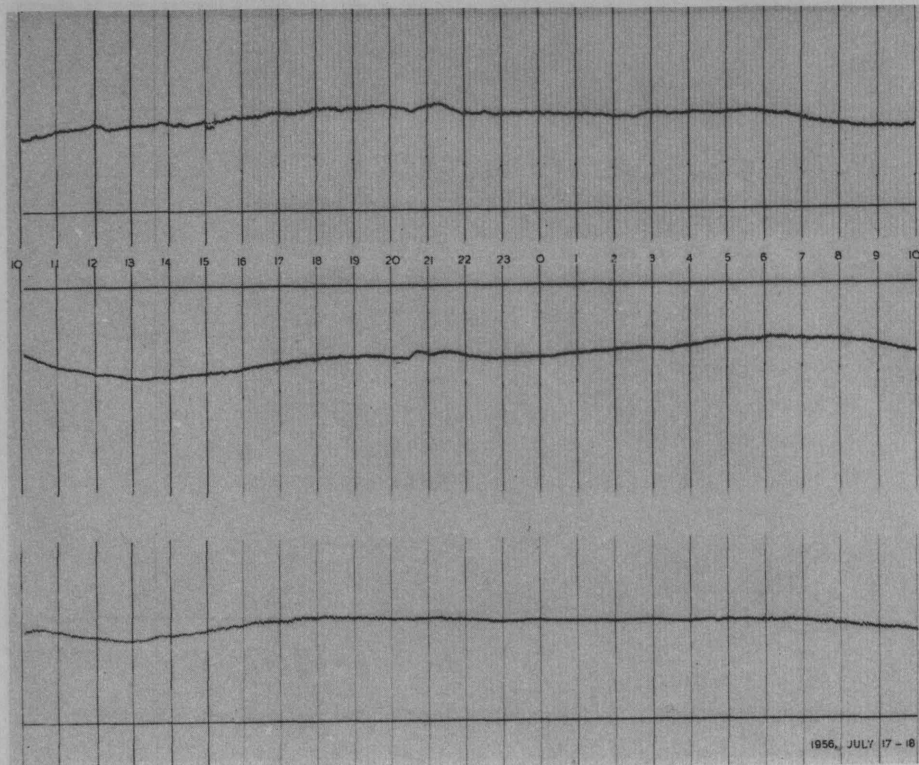
JULY 15-16

1956, JULY 15-16



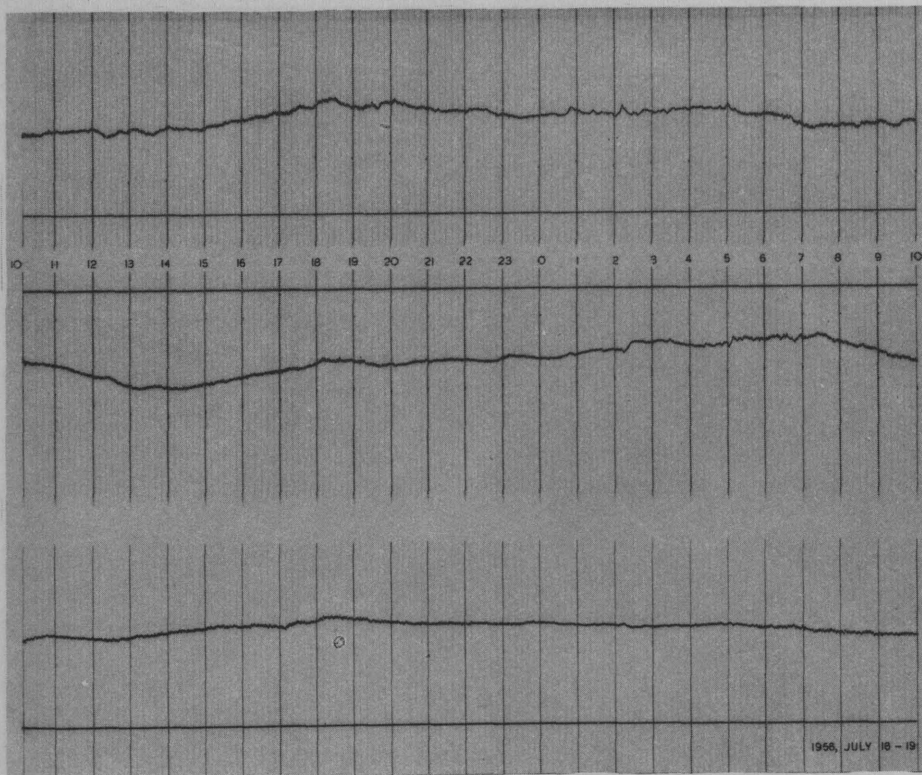
JULY 16-17

1956, JULY 16-17



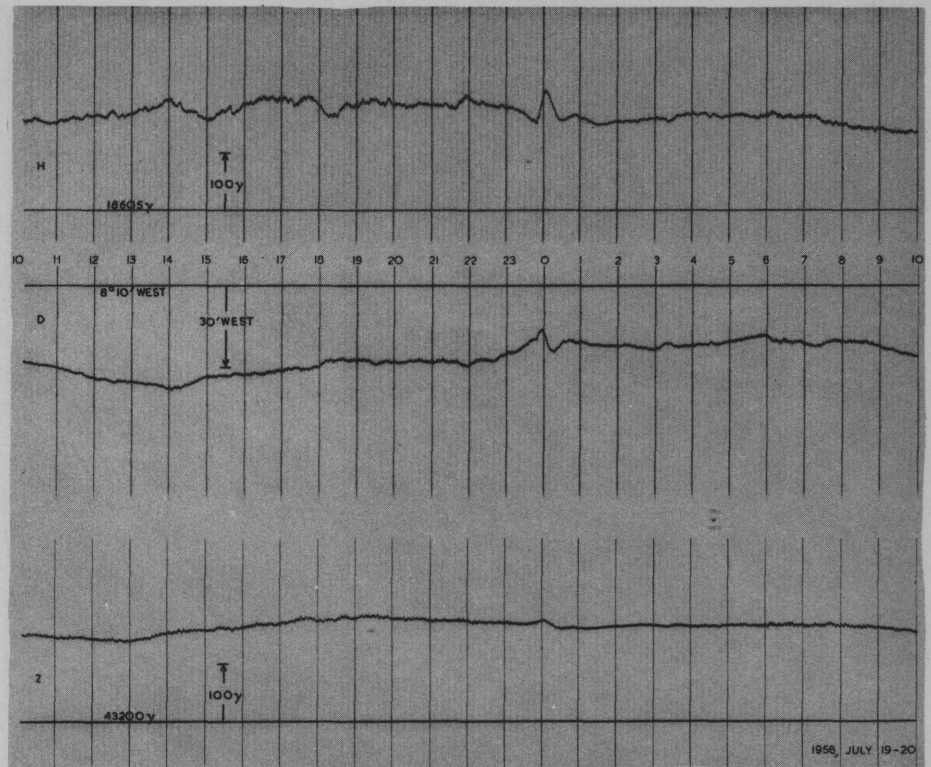
1956

JULY 17-18

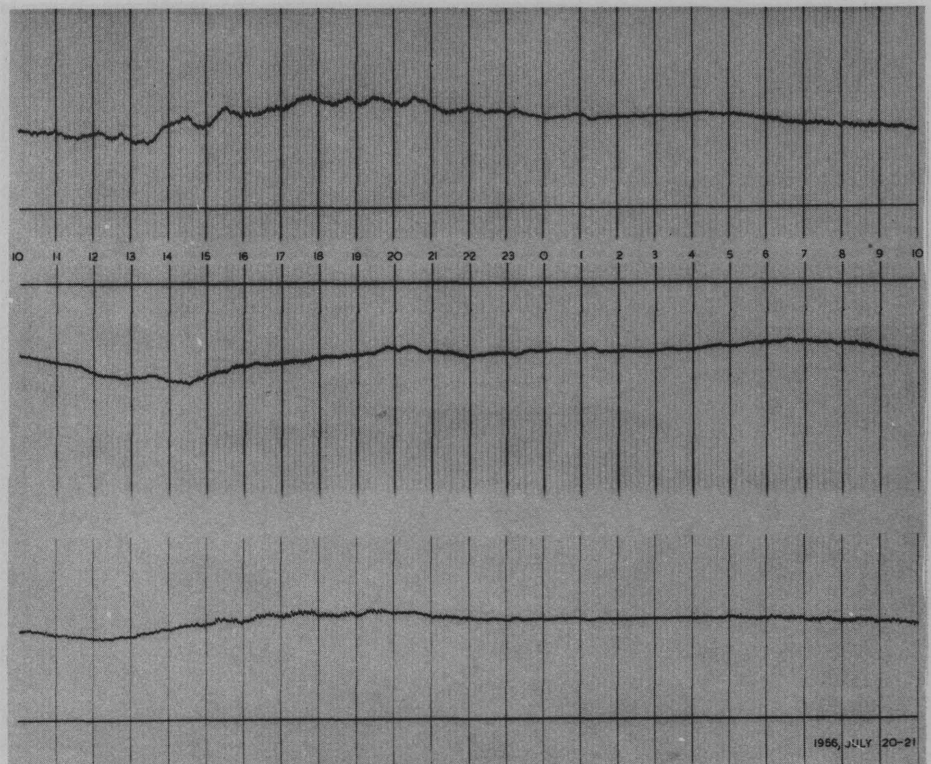


JULY 18-19

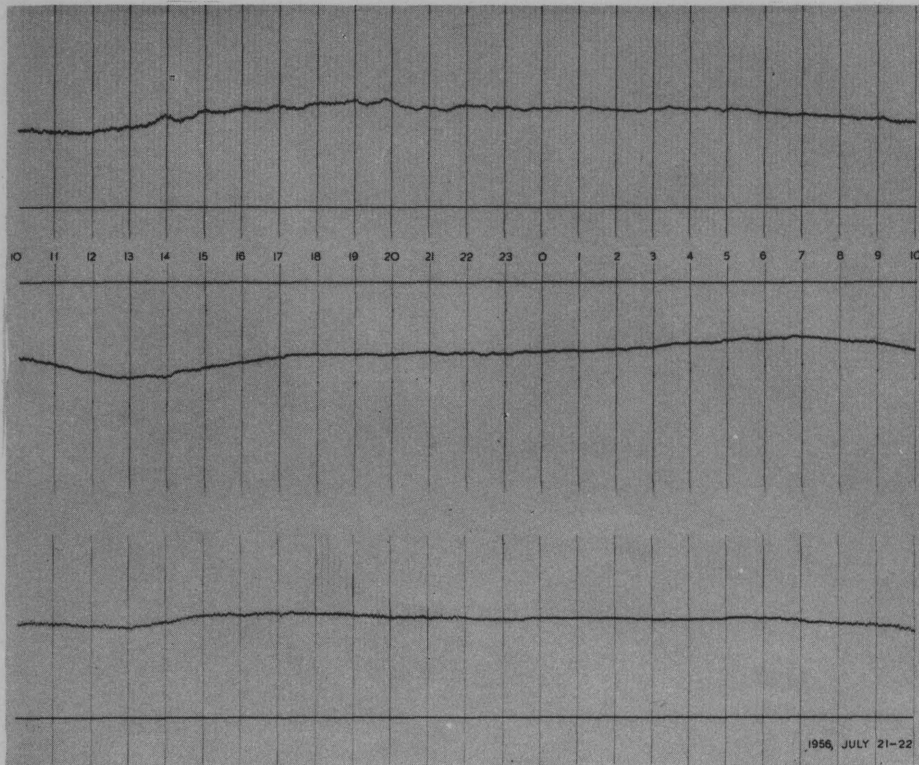
1956



JULY 19-20

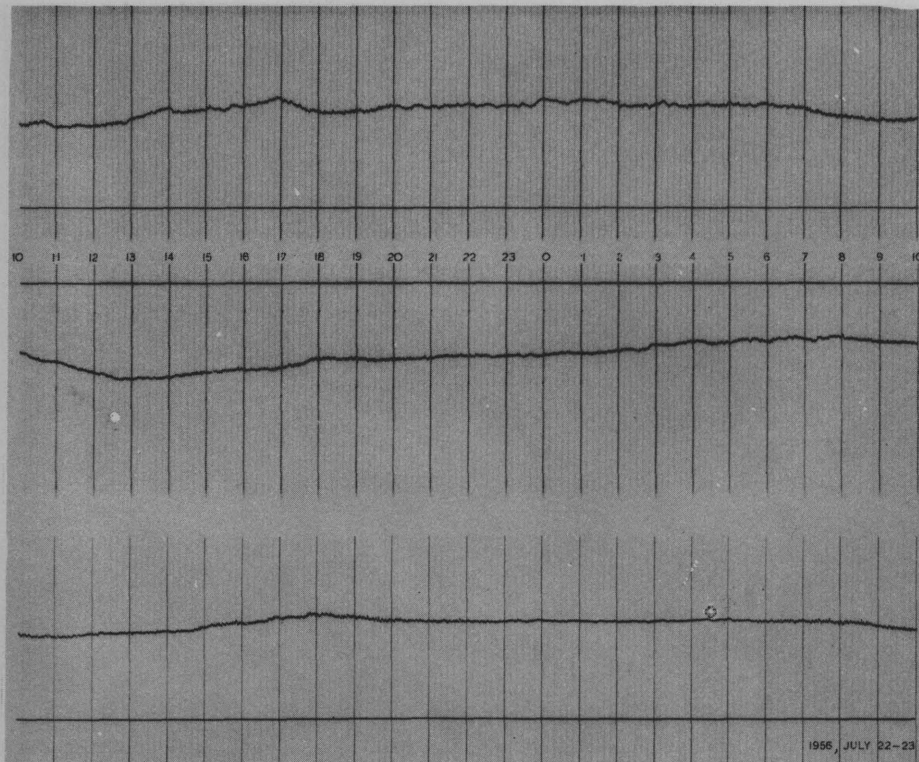


JULY 20-21



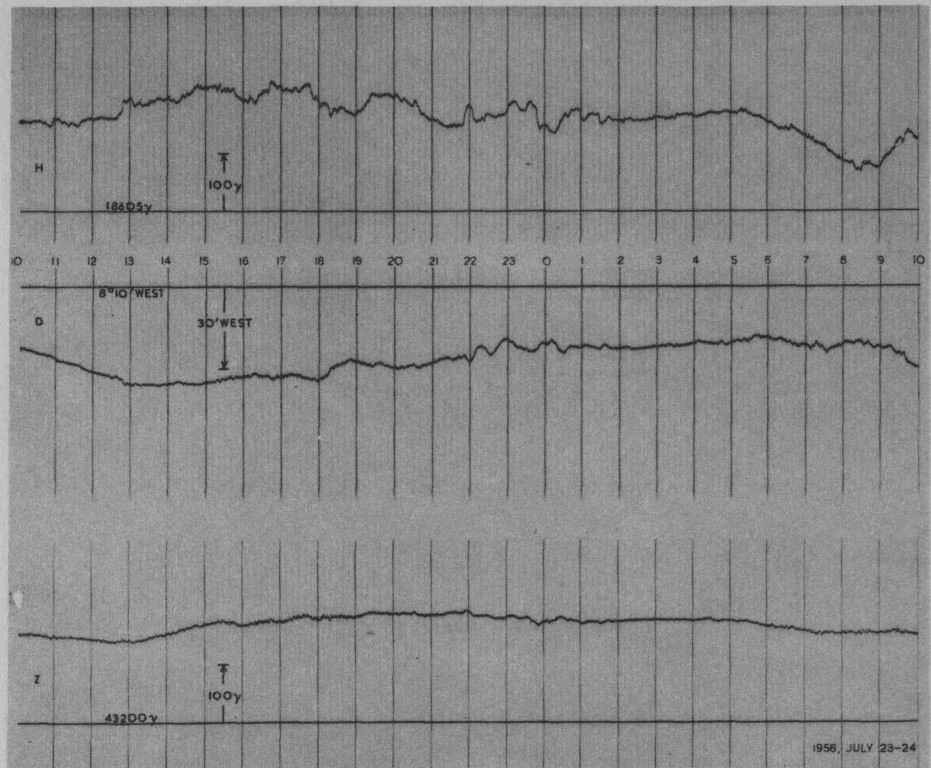
1956

JULY 21-22

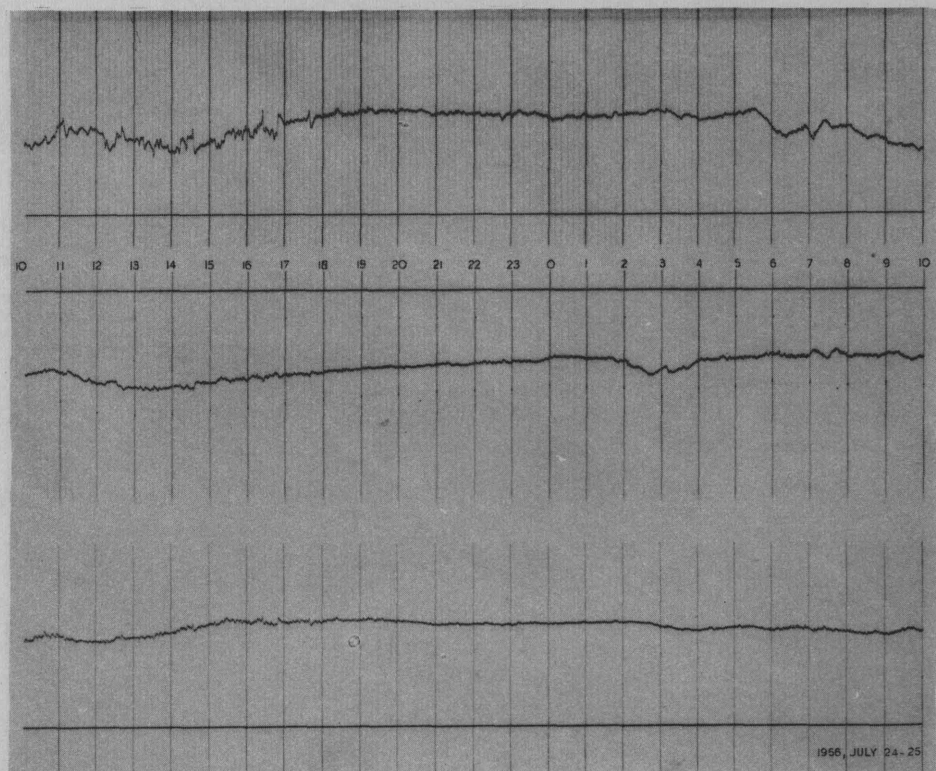


JULY 22-23

1956



JULY 23-24

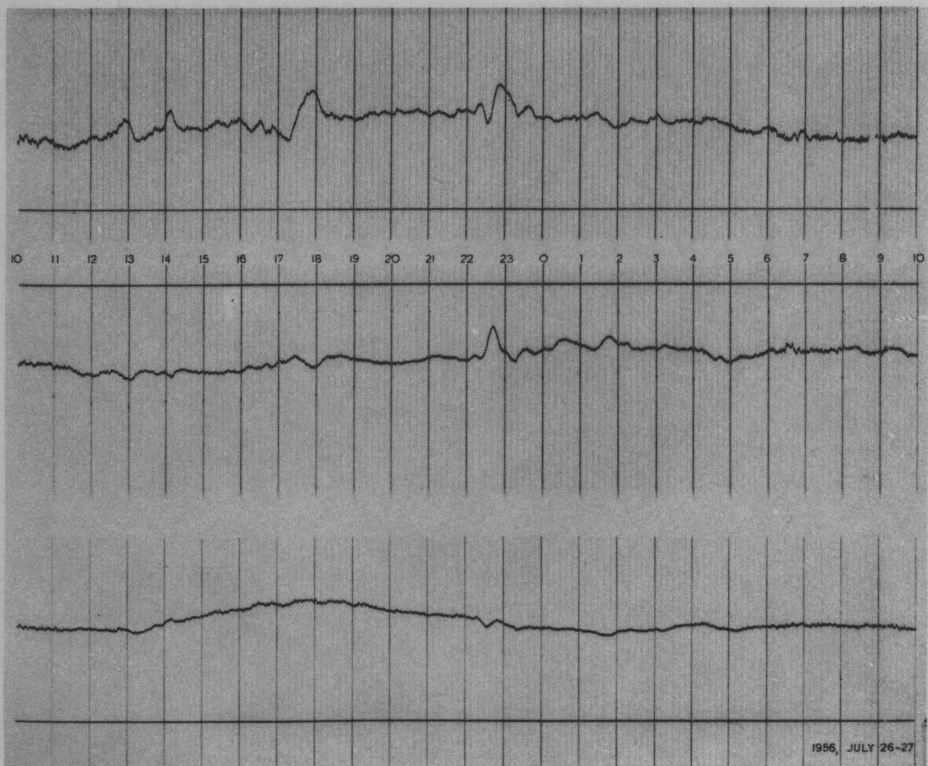


JULY 24-25



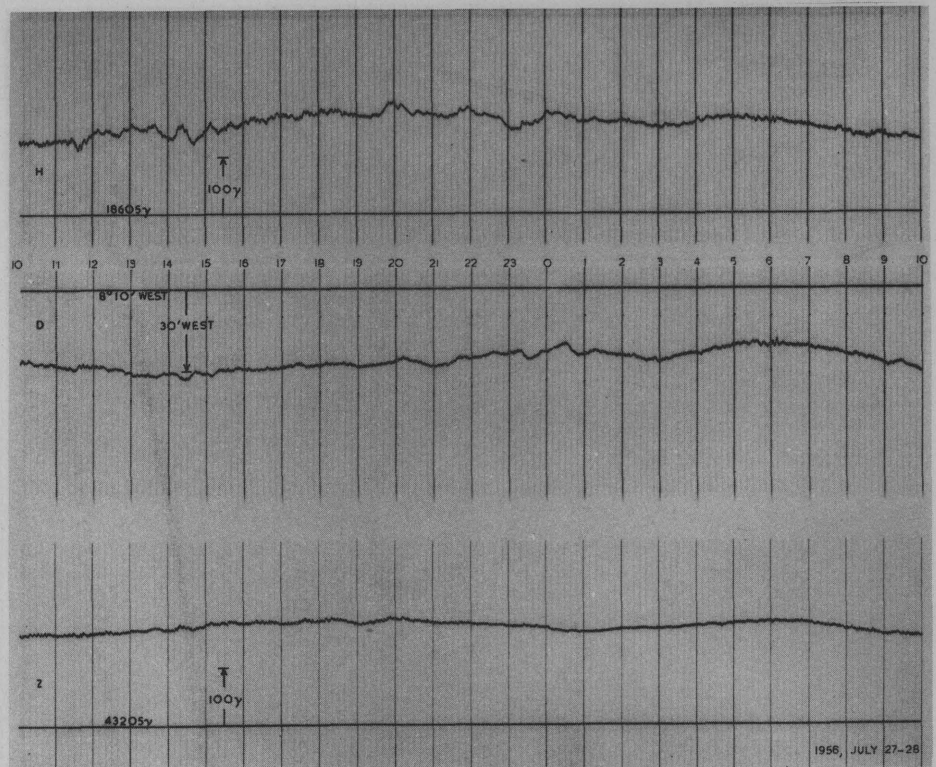
1956

JULY 25-26

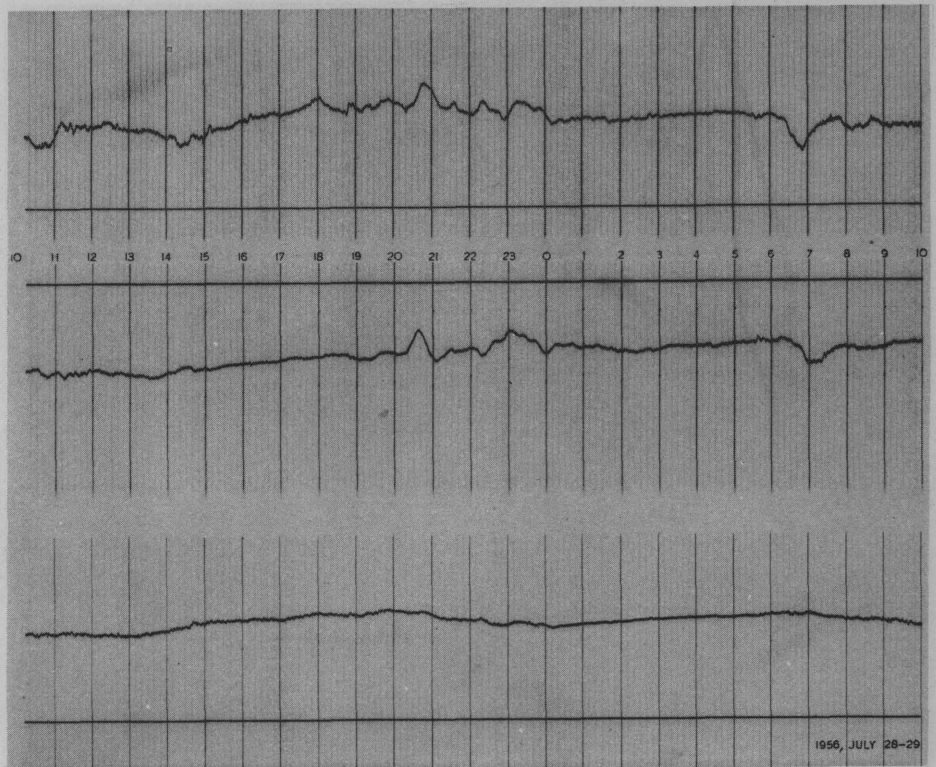


JULY 26-27

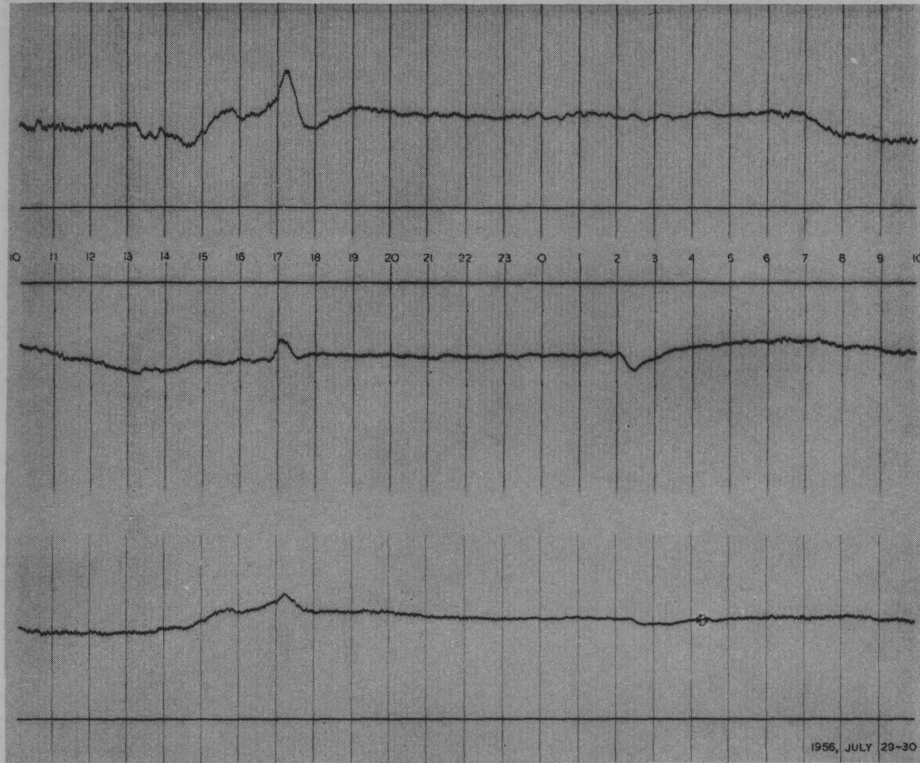
1956



JULY 27-28

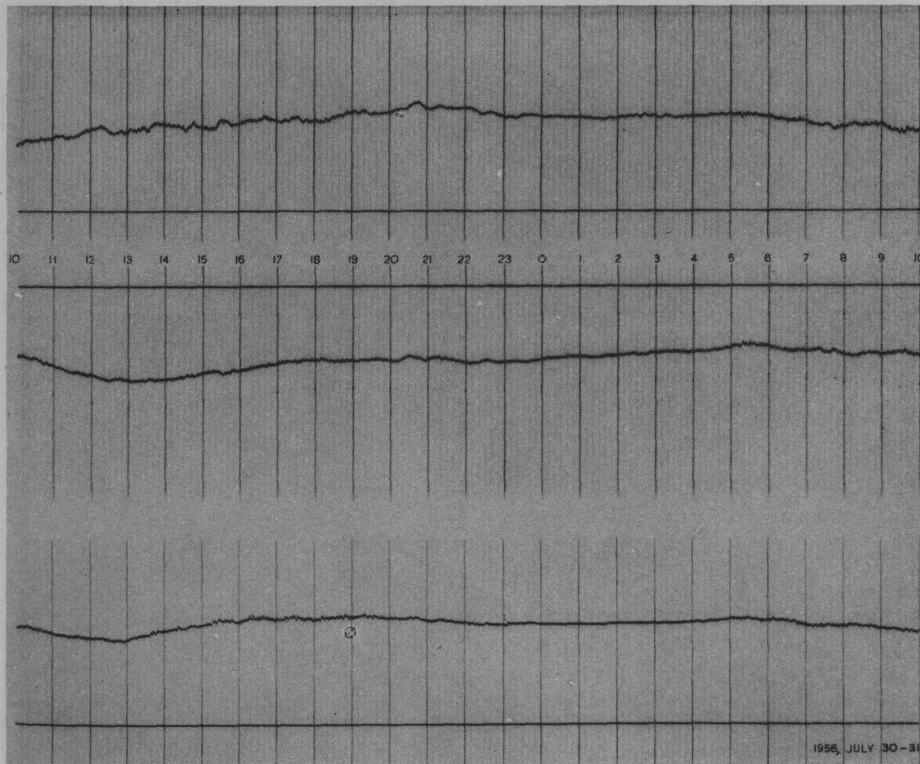


JULY 28-29



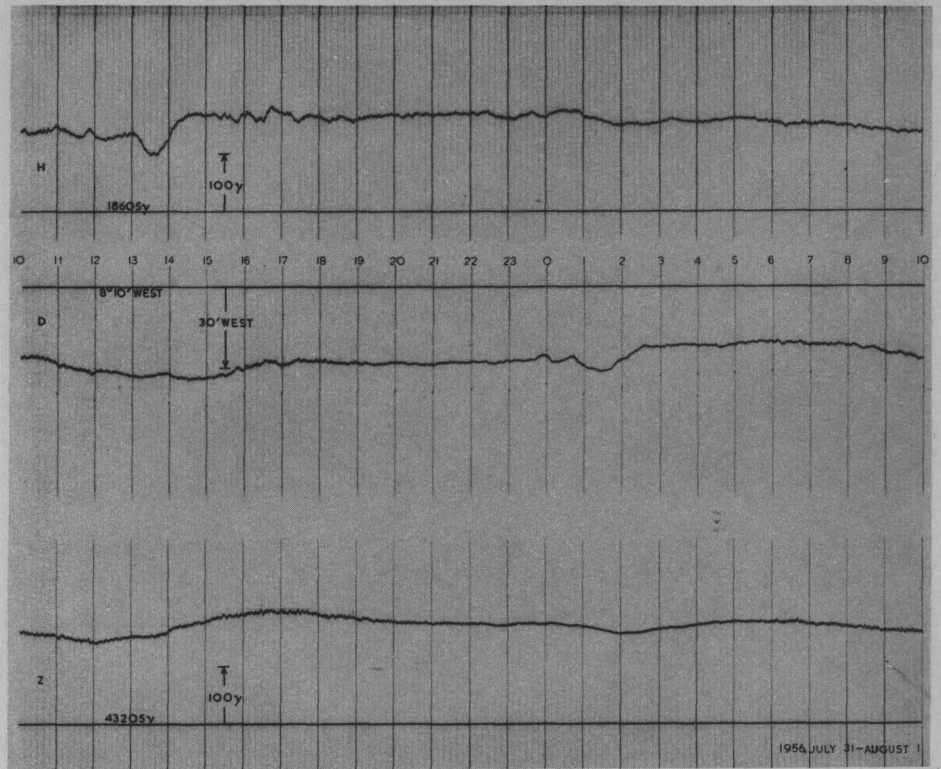
1956

JULY 29-30

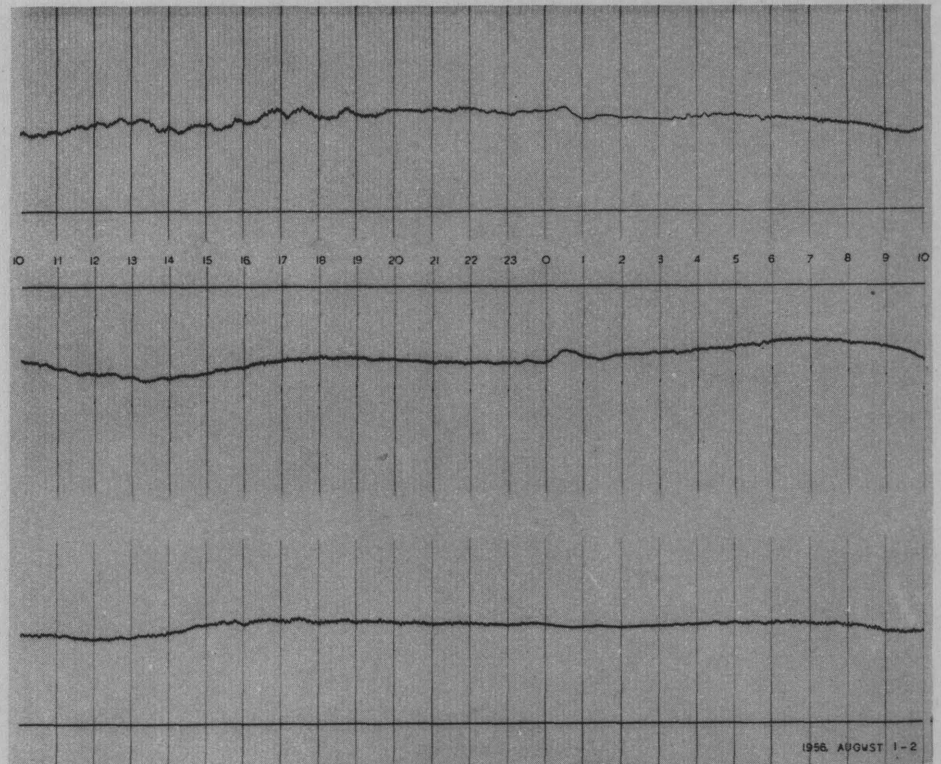


JULY 30-31

1956

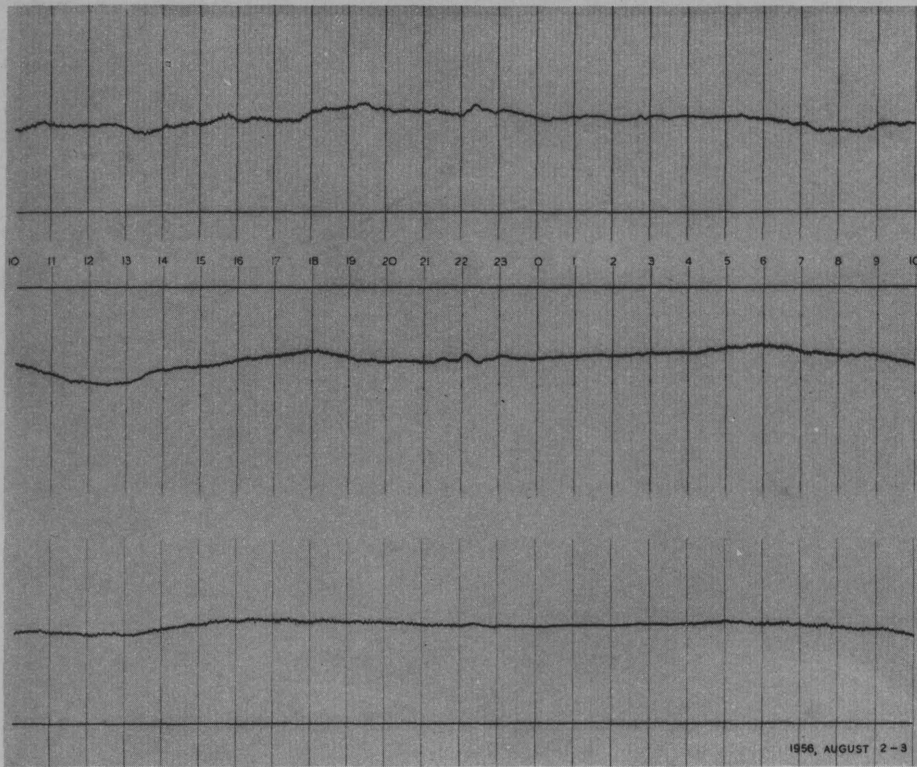


JUL. 31-AUG. 1

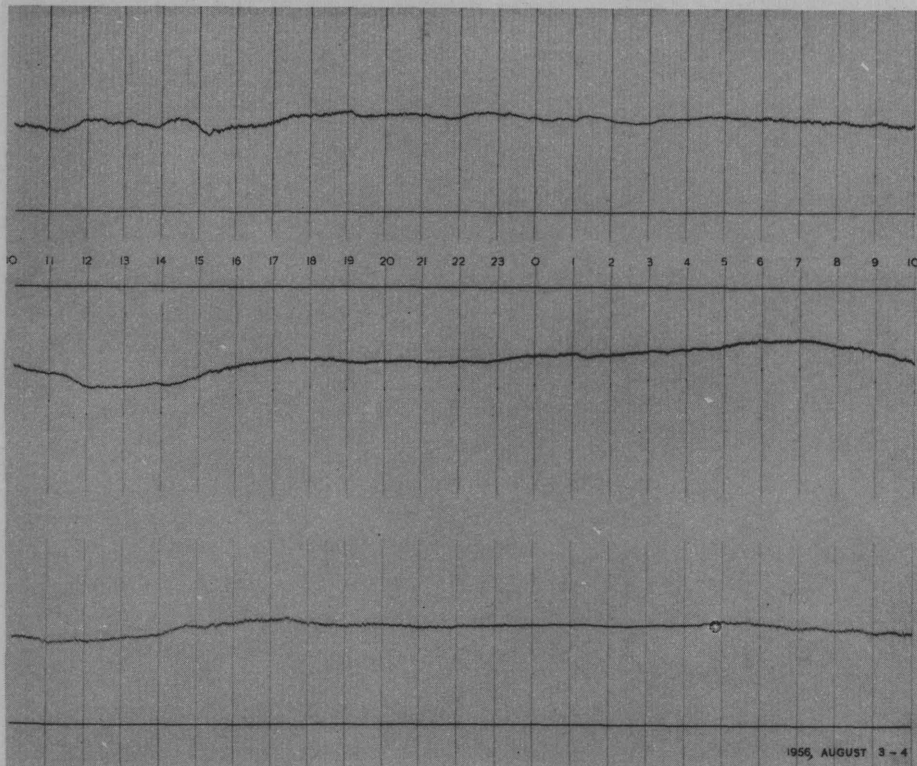


AUGUST 1-2

1956

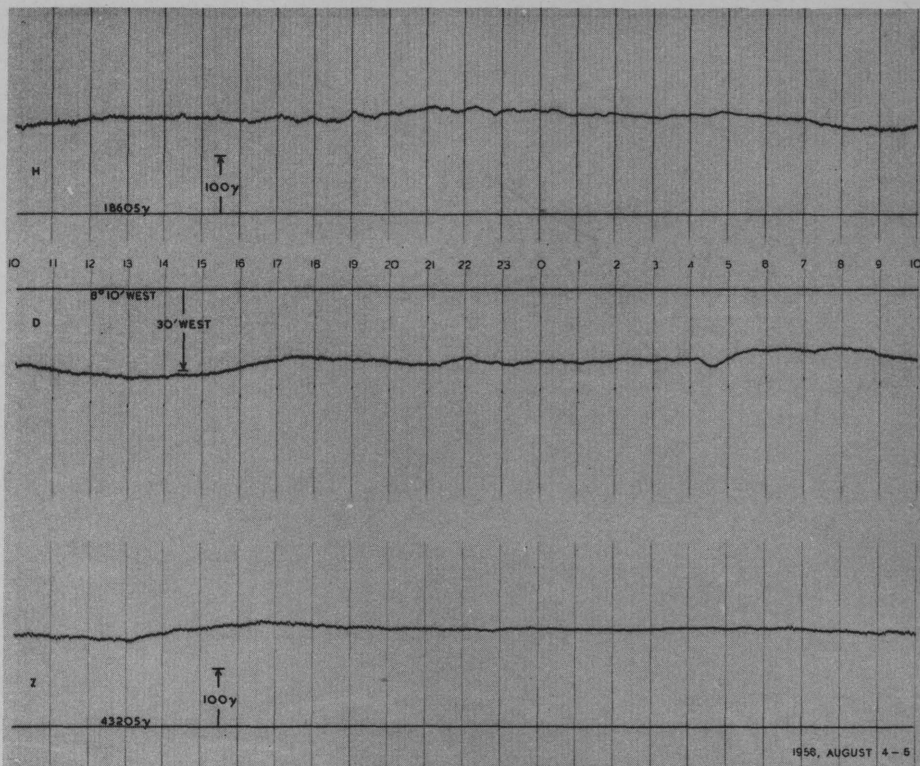


AUGUST 2-3

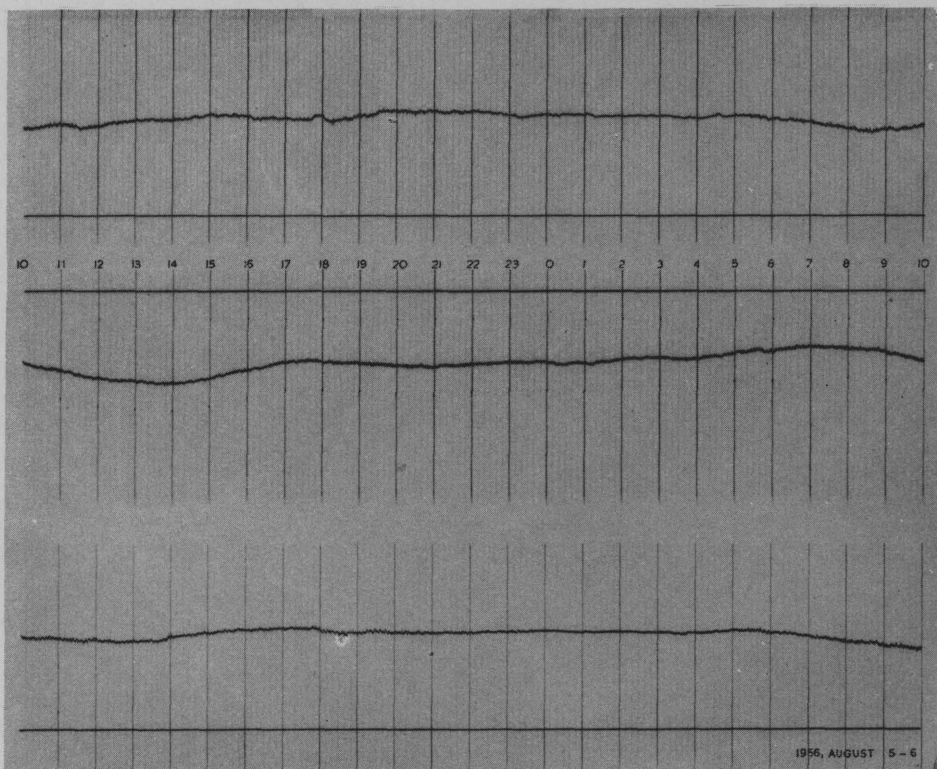


AUGUST 3-4

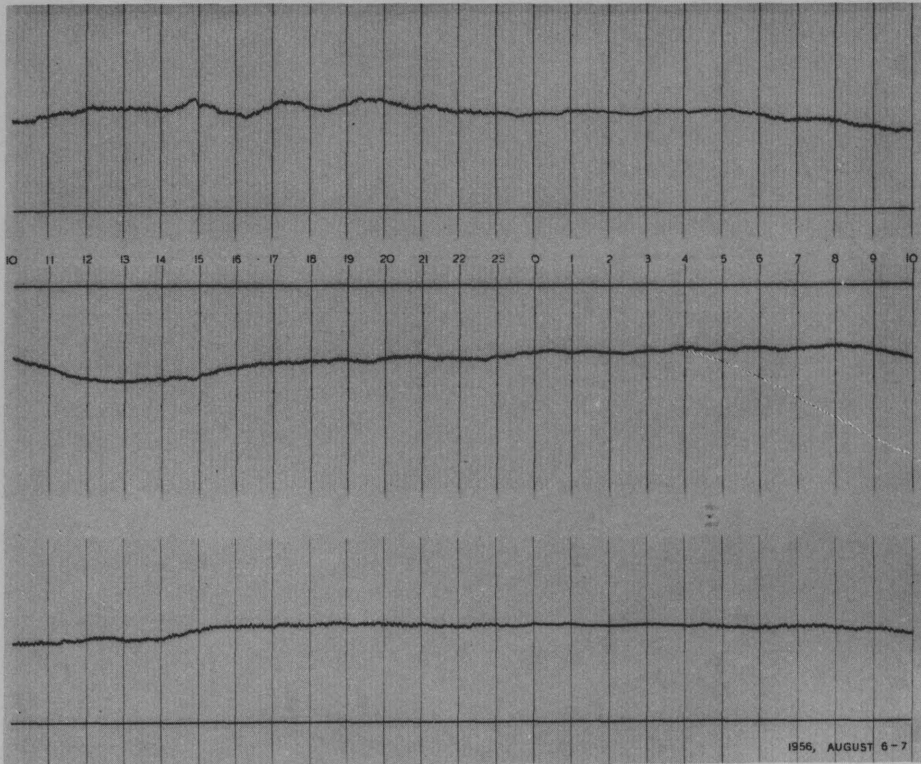
1956



AUGUST 4-5

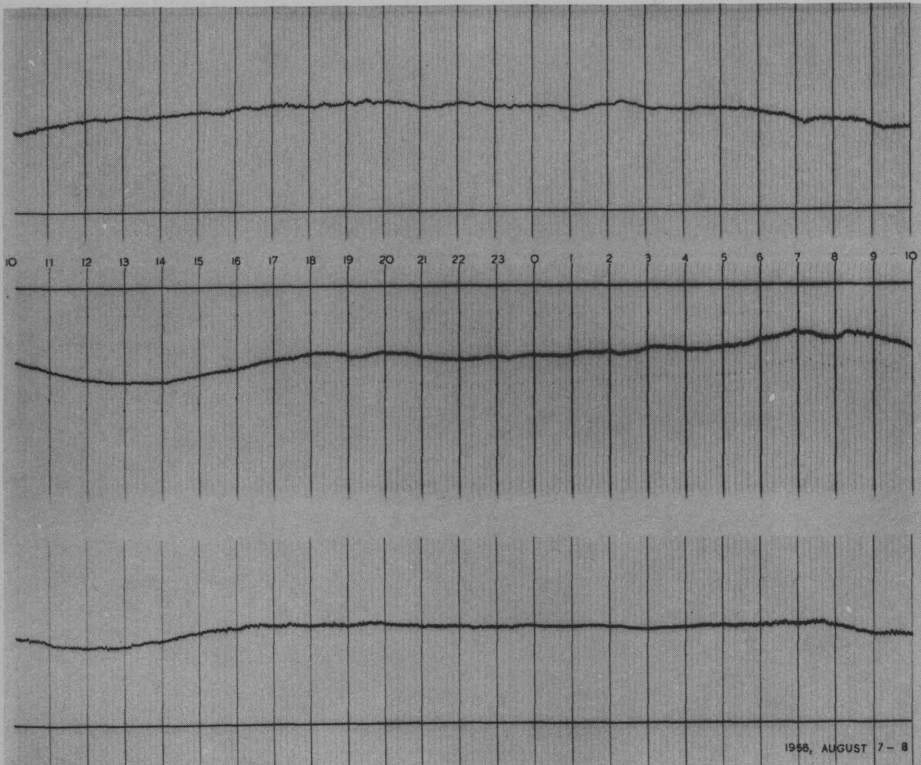


AUGUST 5-6



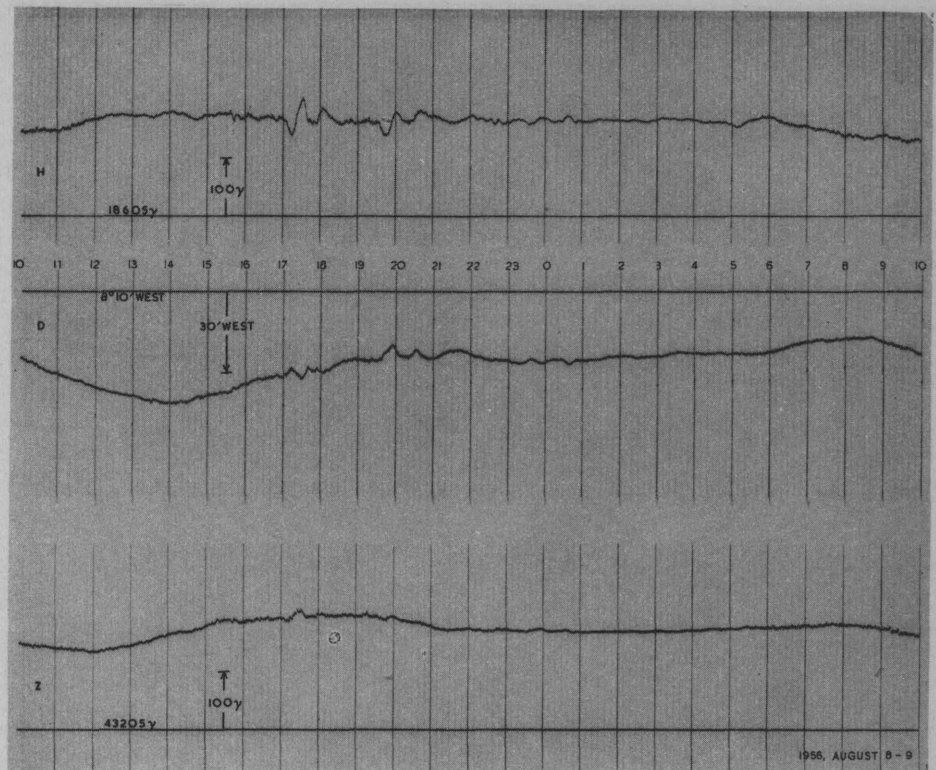
1956

AUGUST 6-7

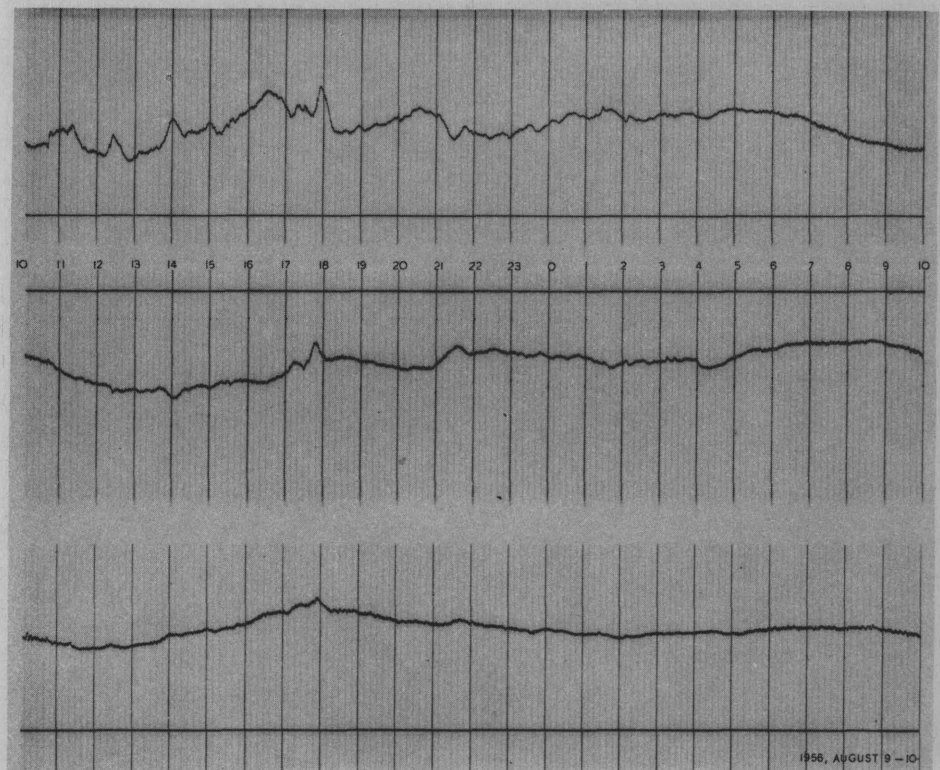


AUGUST 7-8

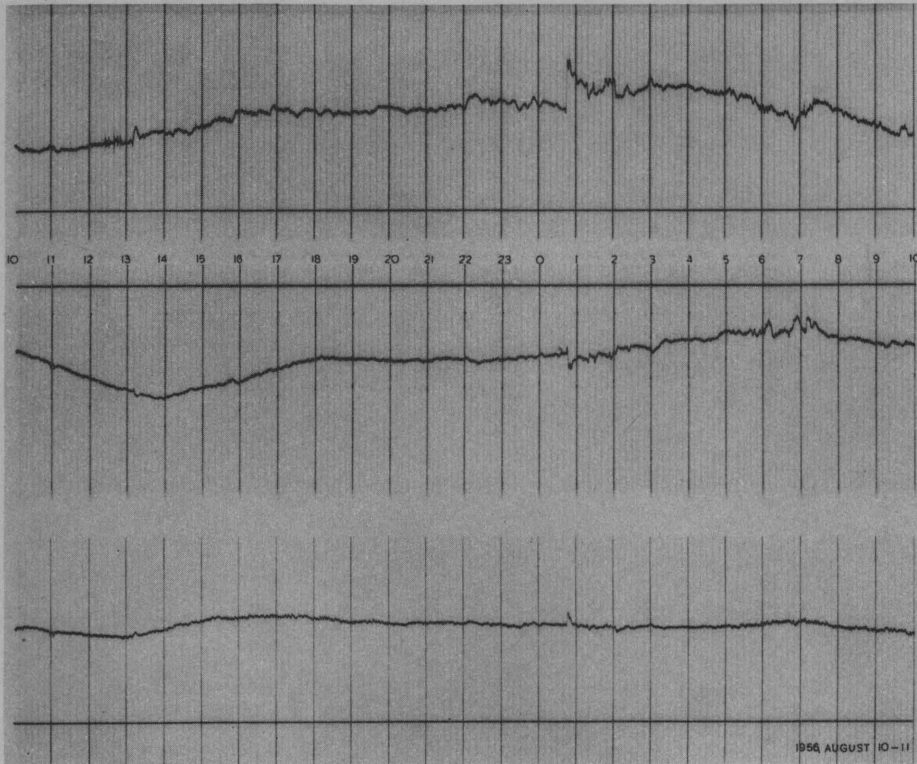
1956



AUGUST 8-9

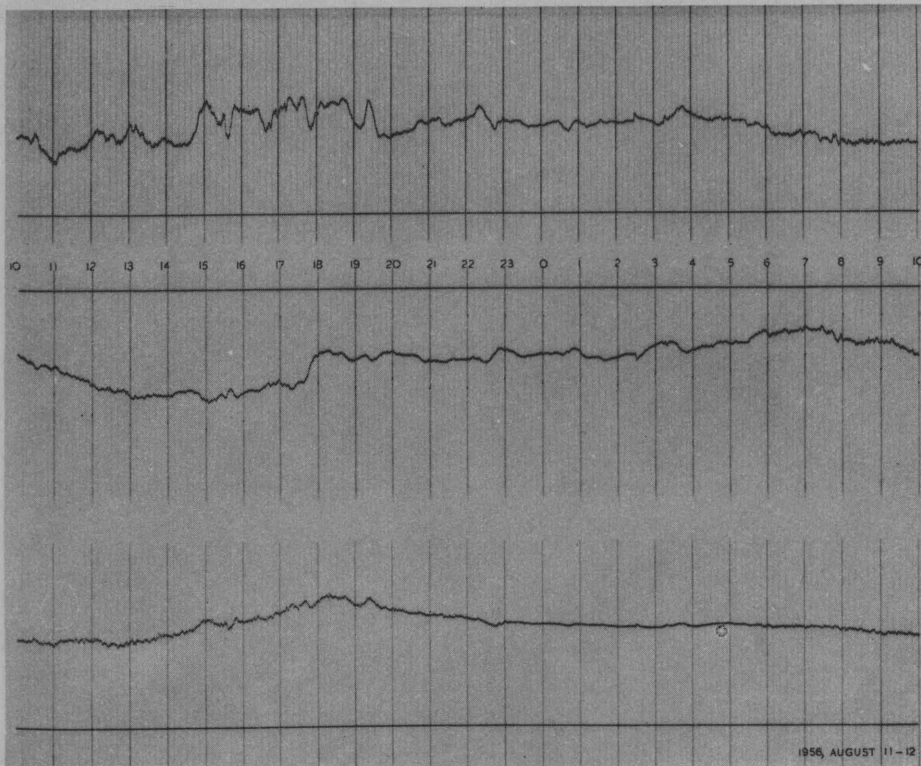


AUGUST 9-10



1956

AUGUST 10-11

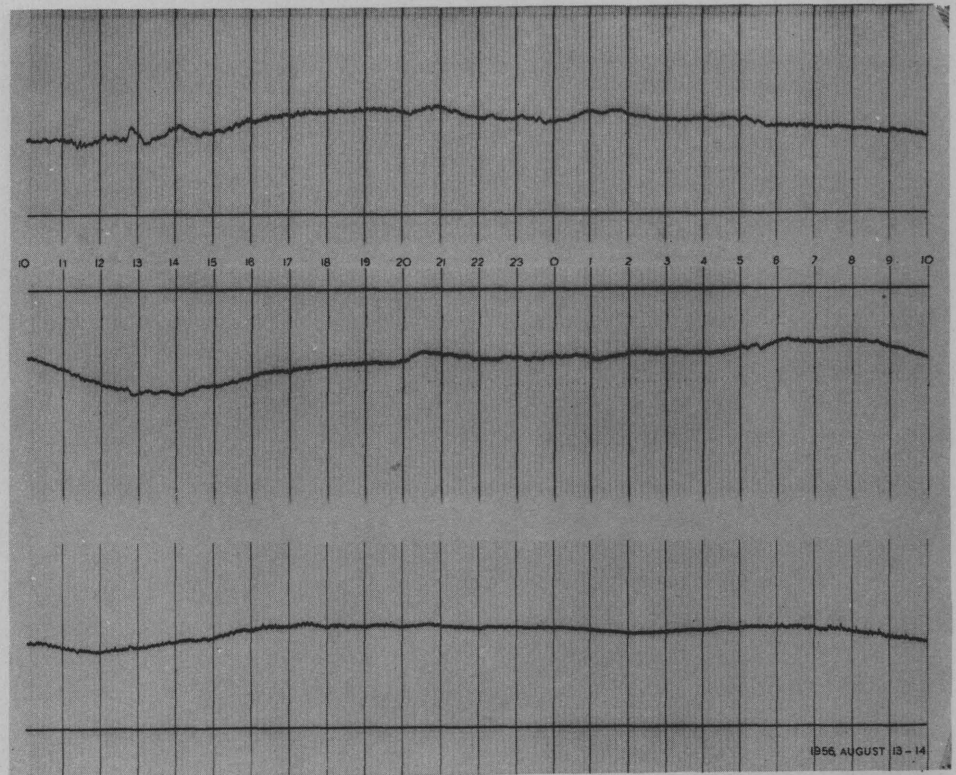


AUGUST 11-12

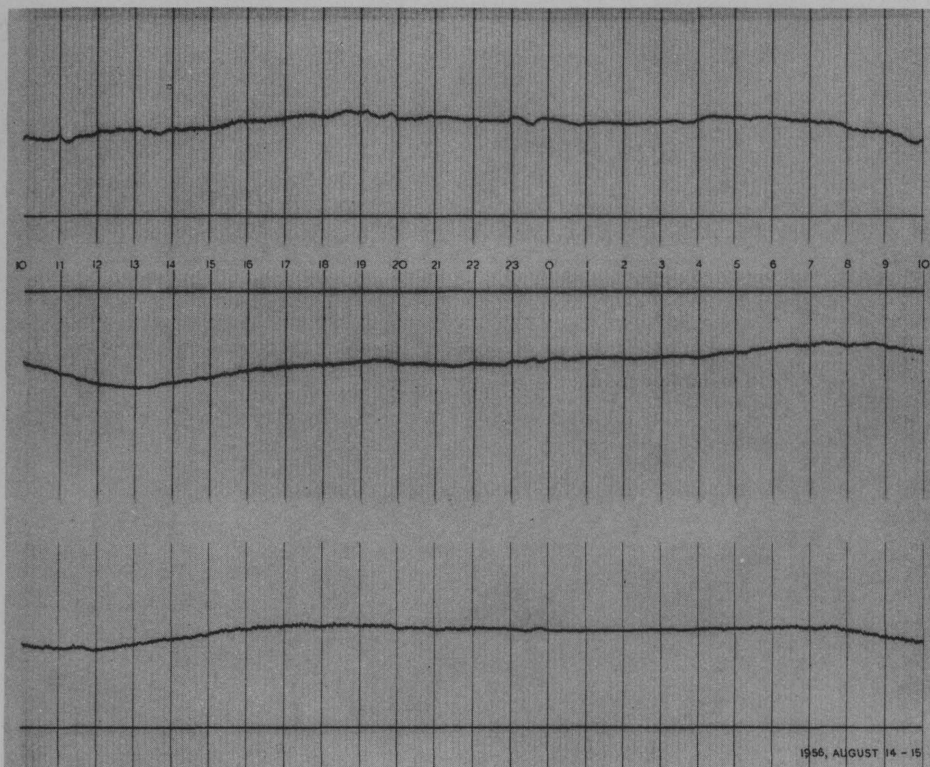
1956



AUGUST 12-13

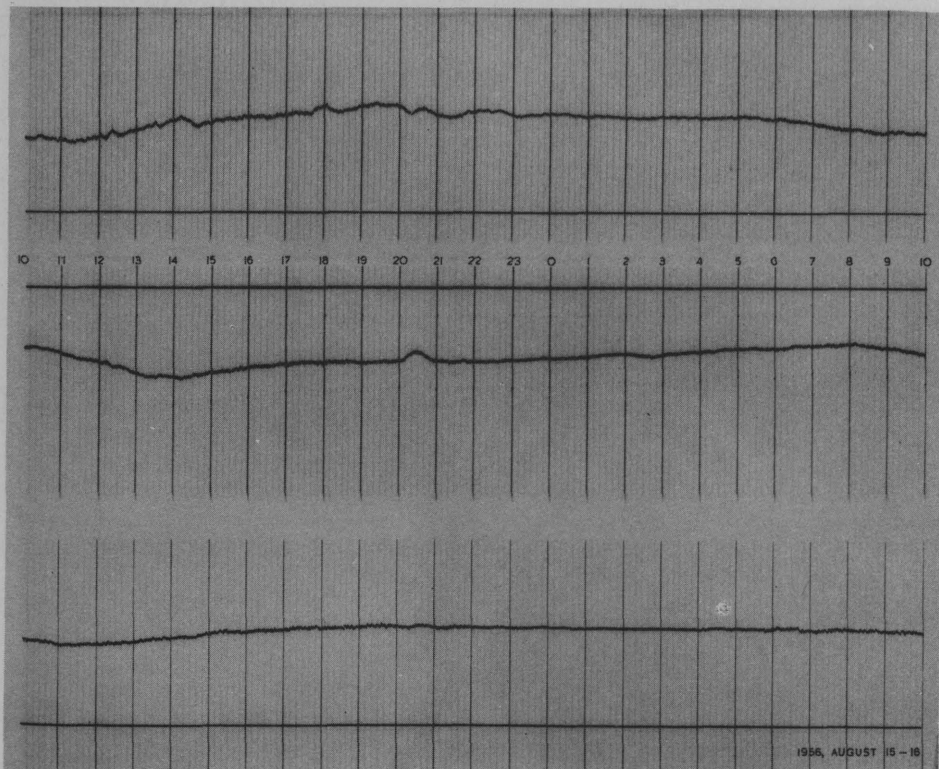


AUGUST 13-14



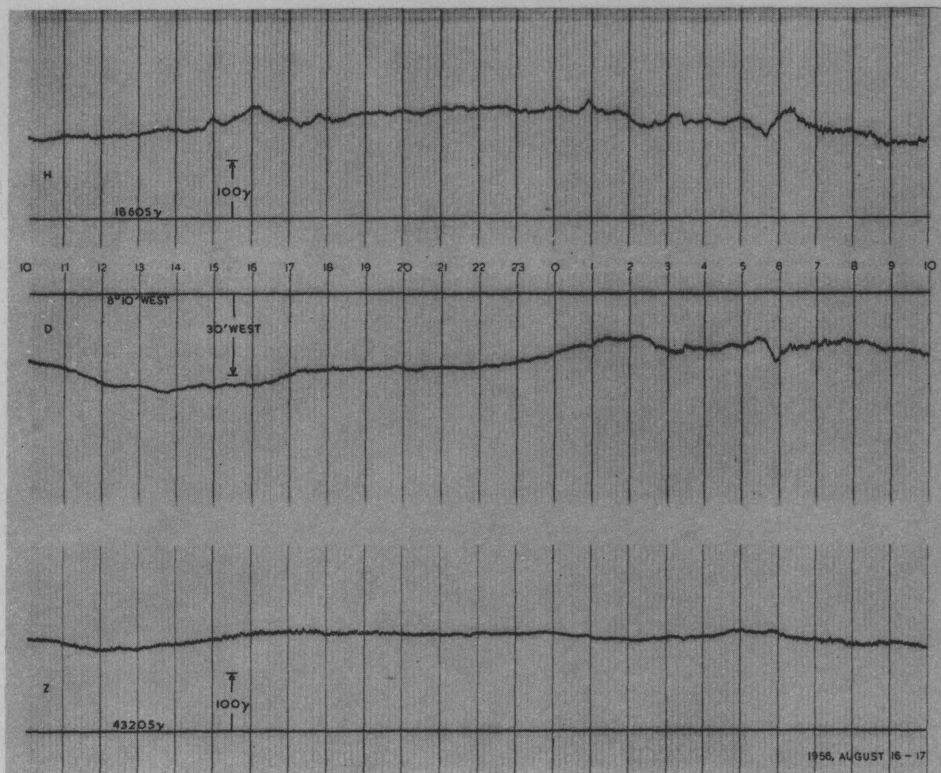
1956

AUGUST 14-15

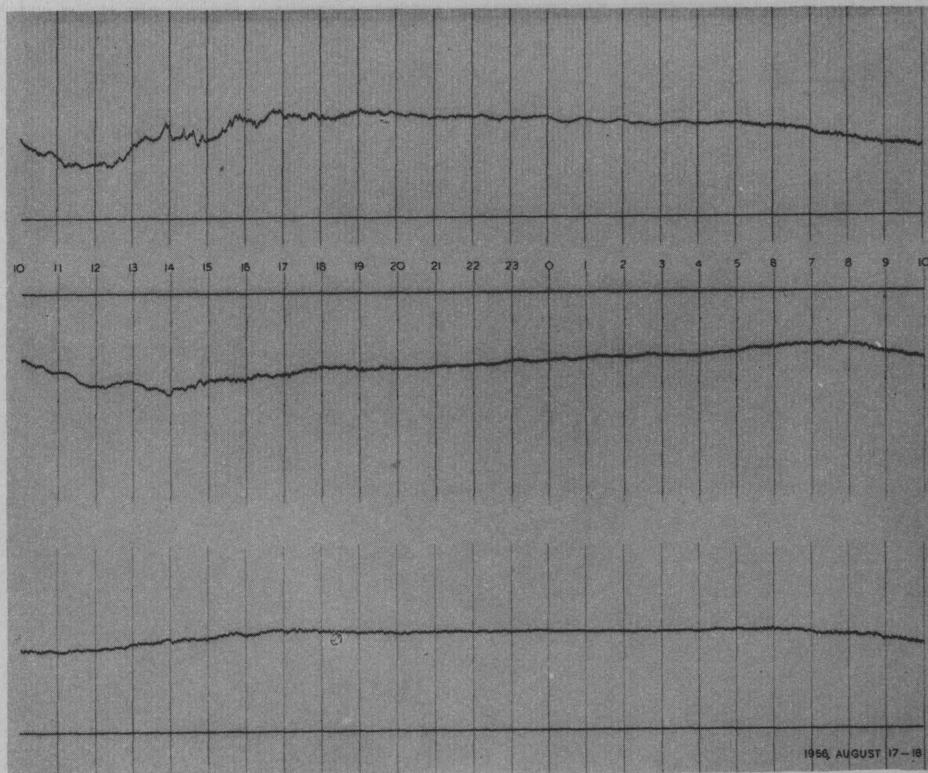


AUGUST 15-16

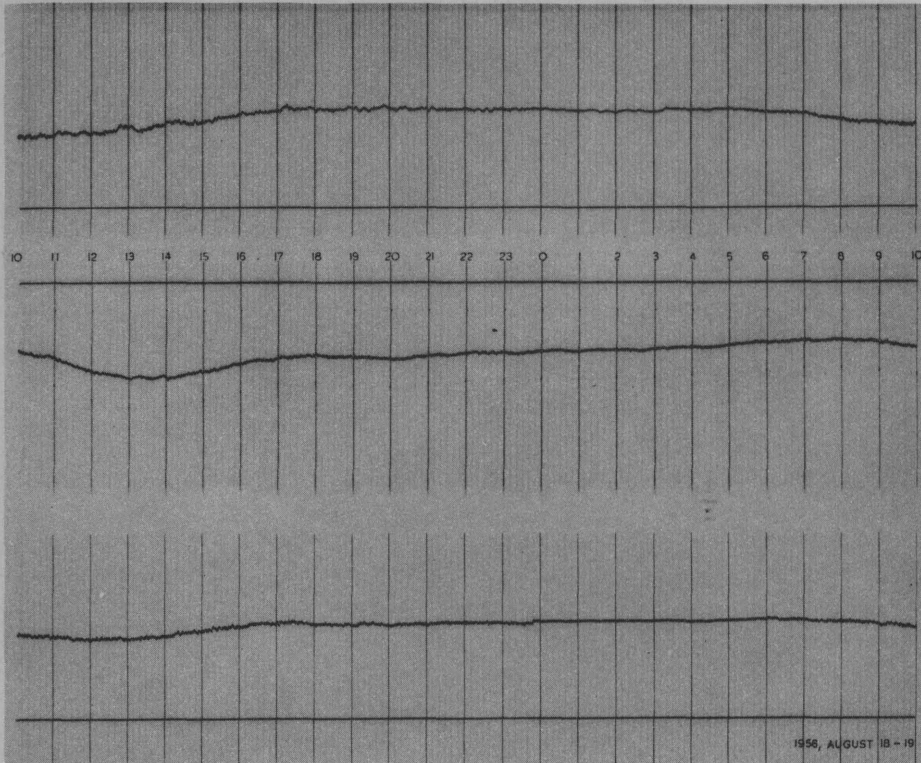
1956.



AUGUST 16-17

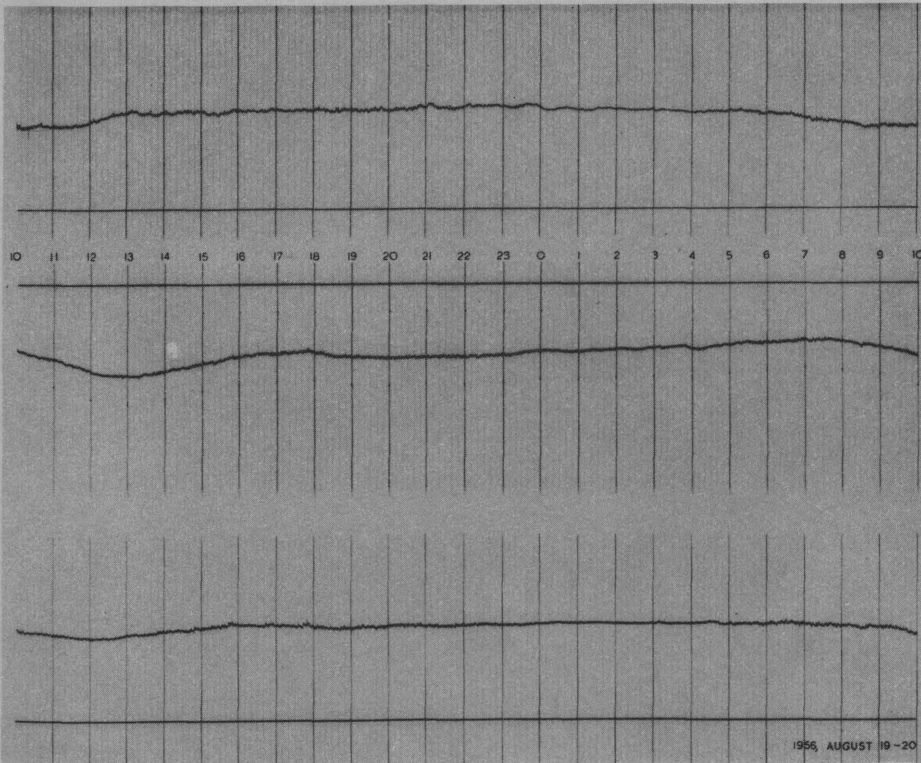


AUGUST 17-18



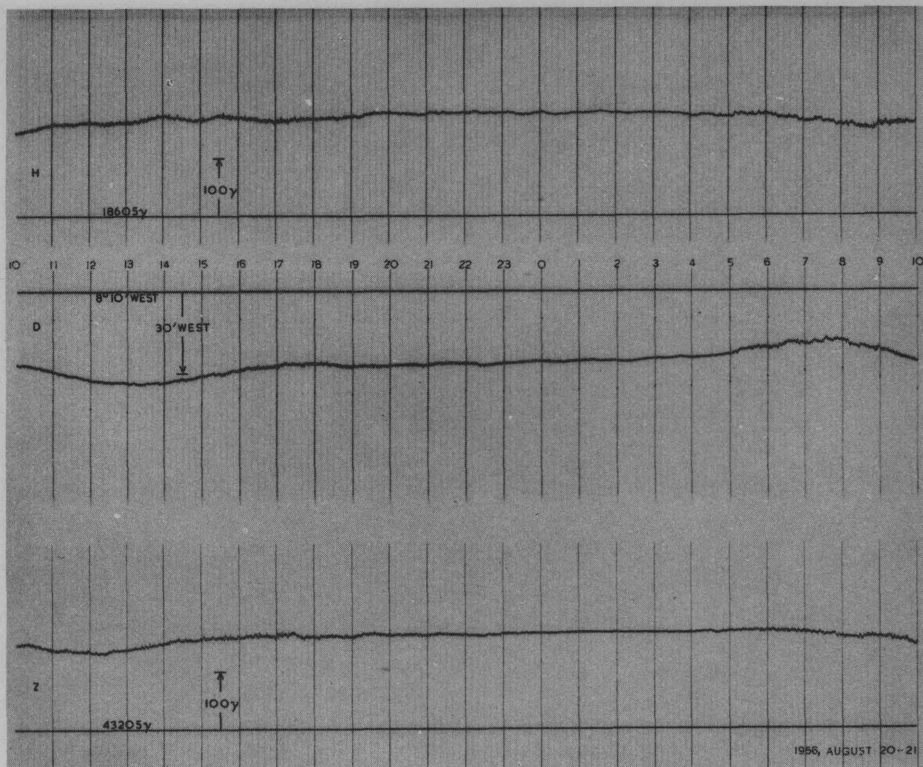
1956

AUGUST 18-19

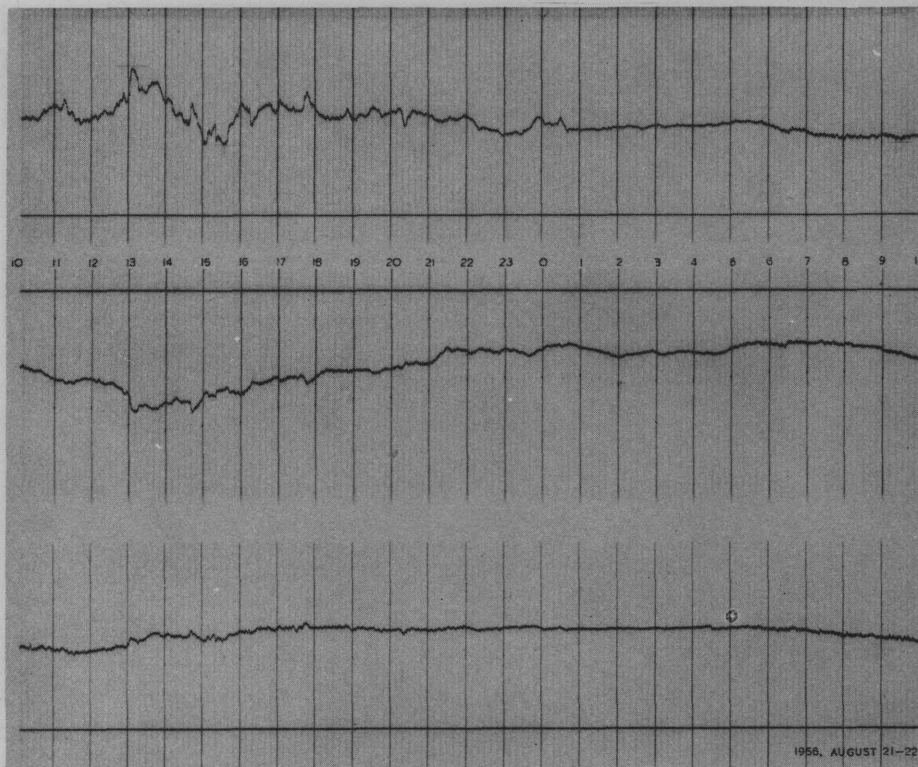


AUGUST 19-20

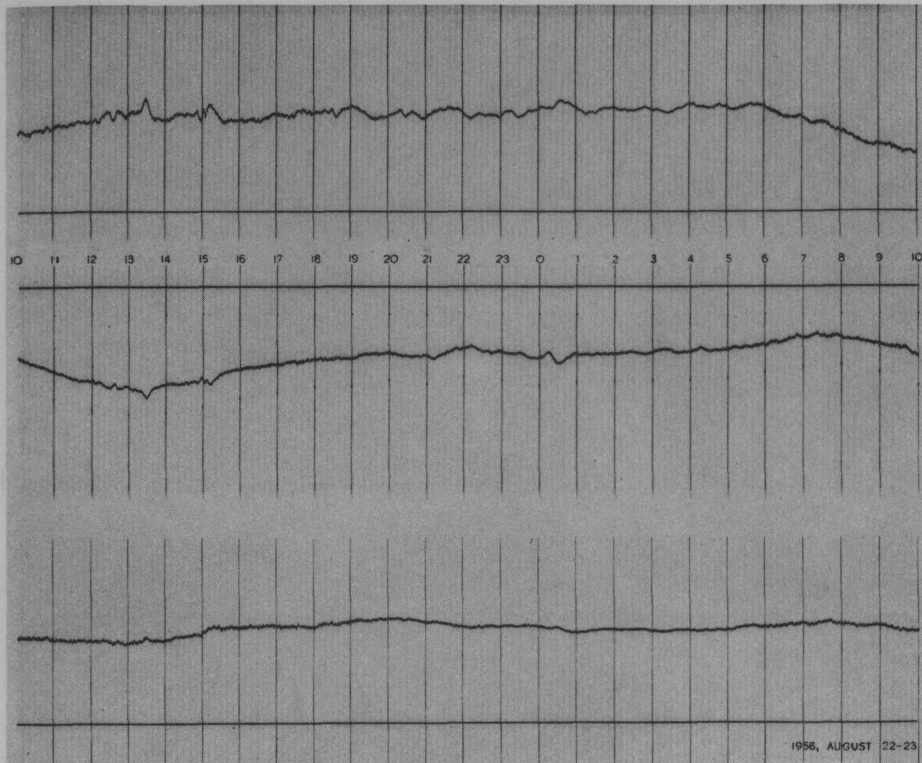
1956



AUGUST 20-21

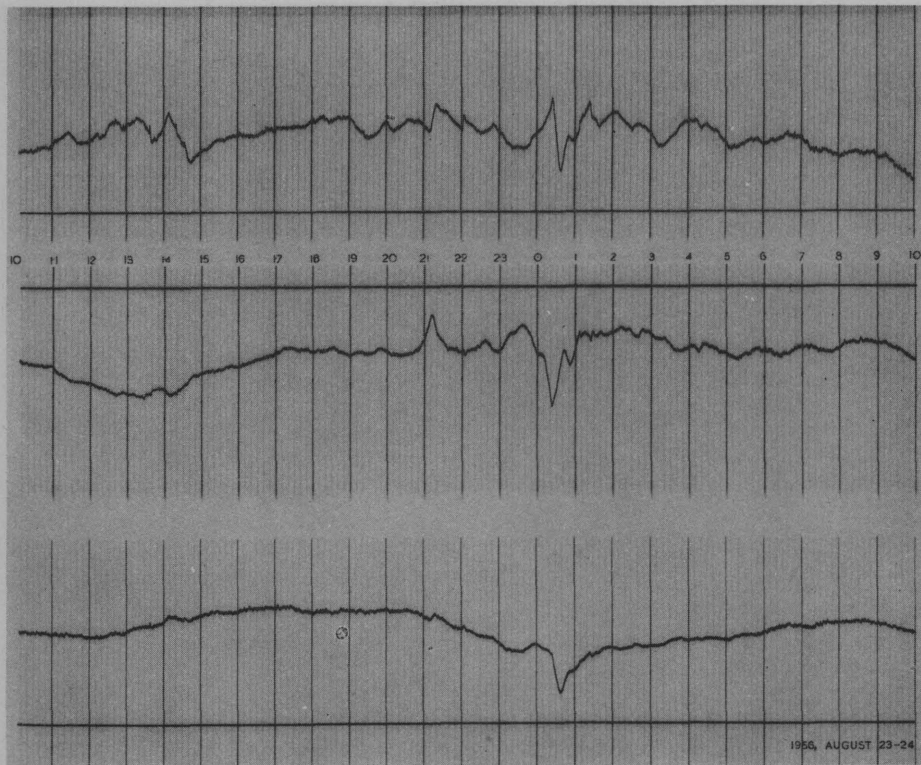


AUGUST 21-22



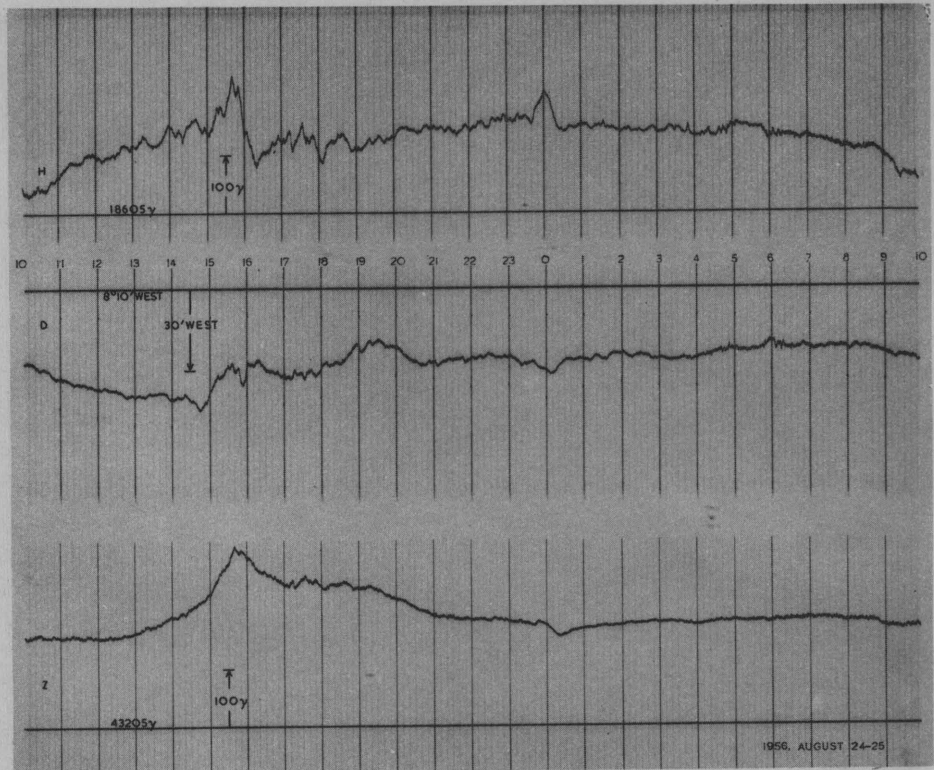
1956

AUGUST 22-23

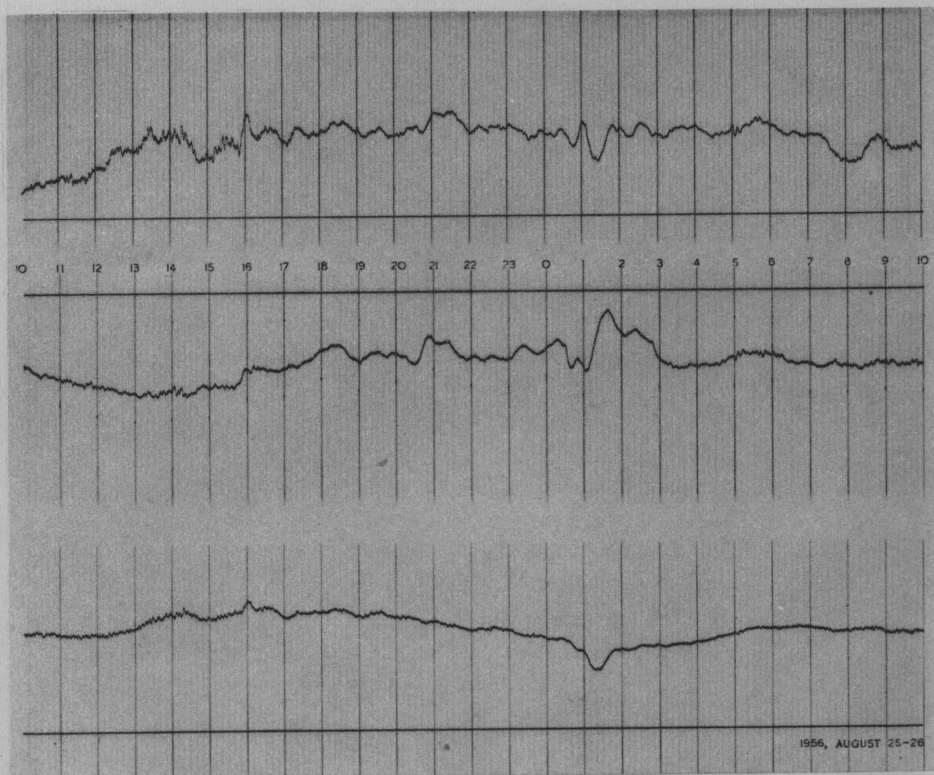


AUGUST 23-24

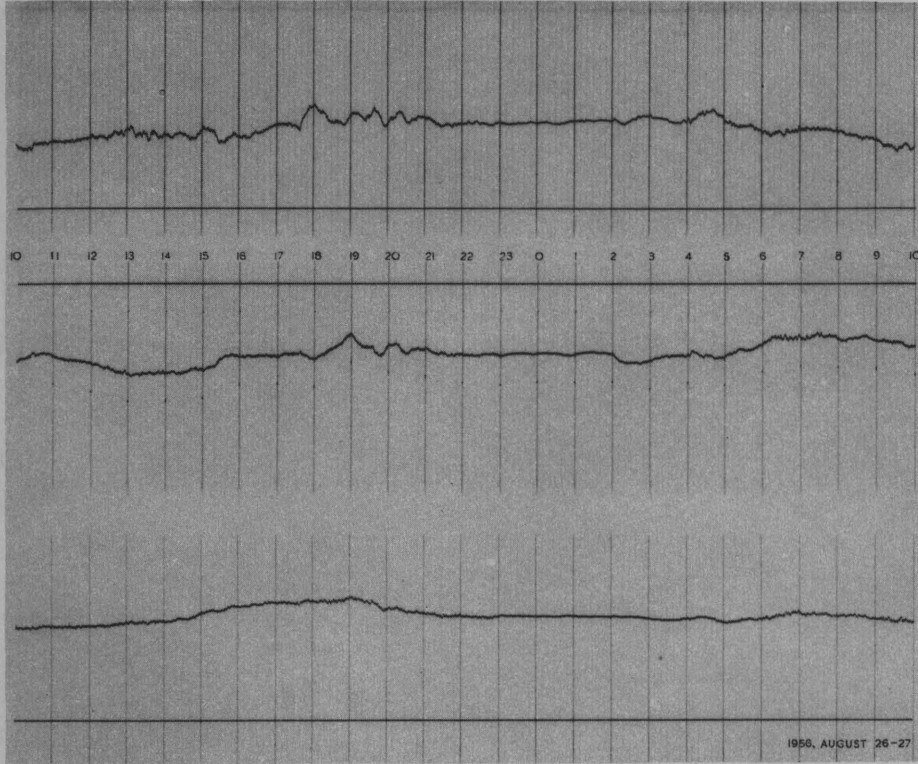
1956



AUGUST 24-25

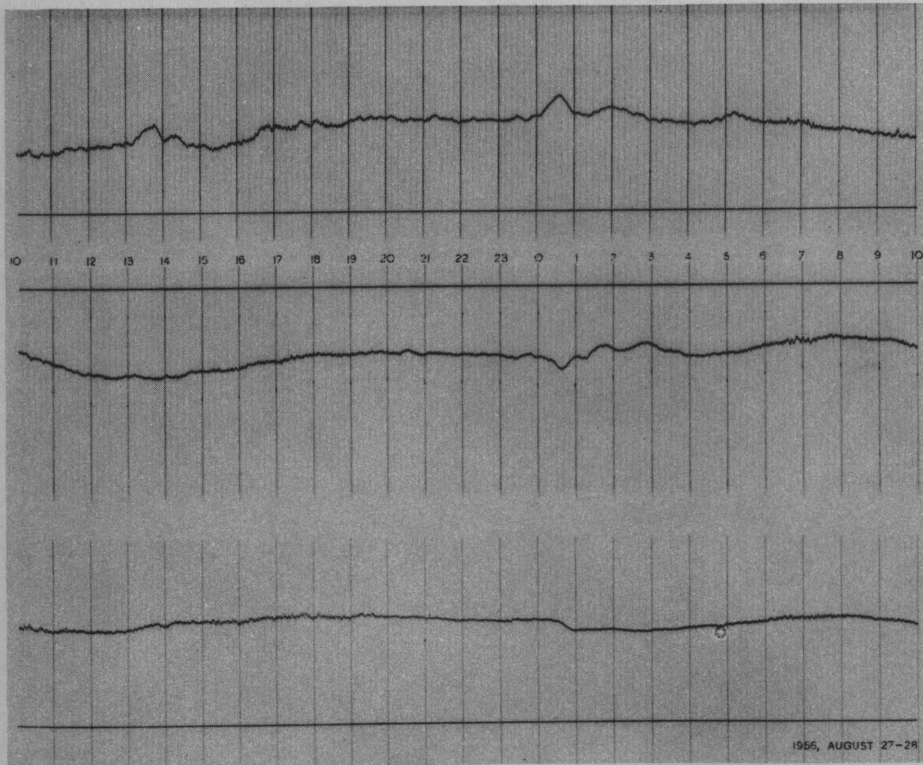


AUGUST 25-26



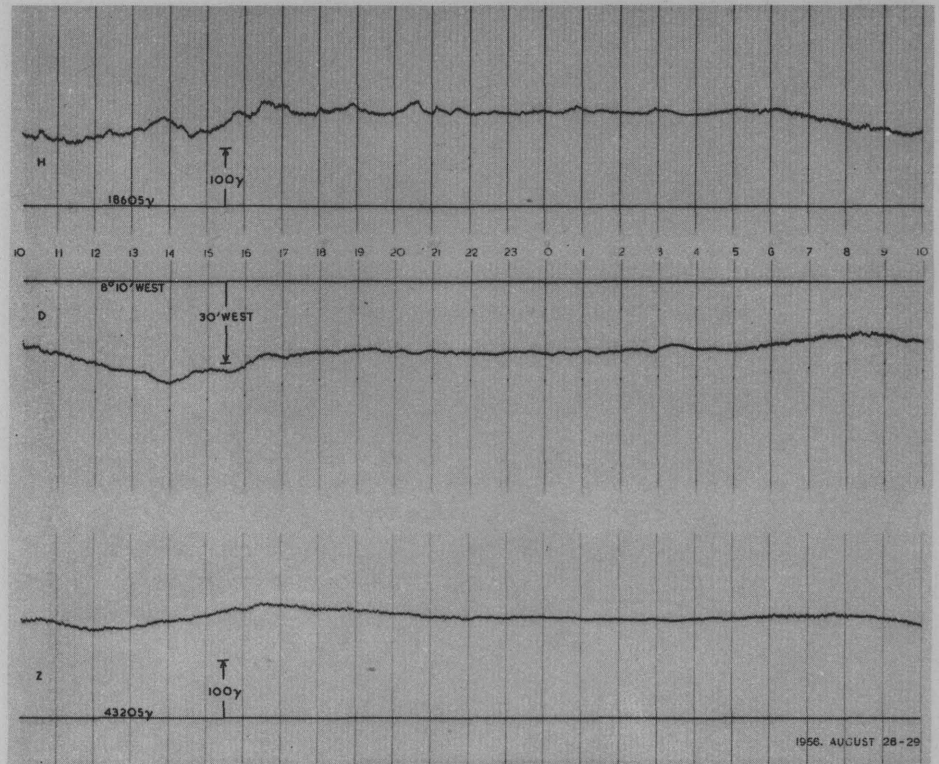
1956

AUGUST 26-27

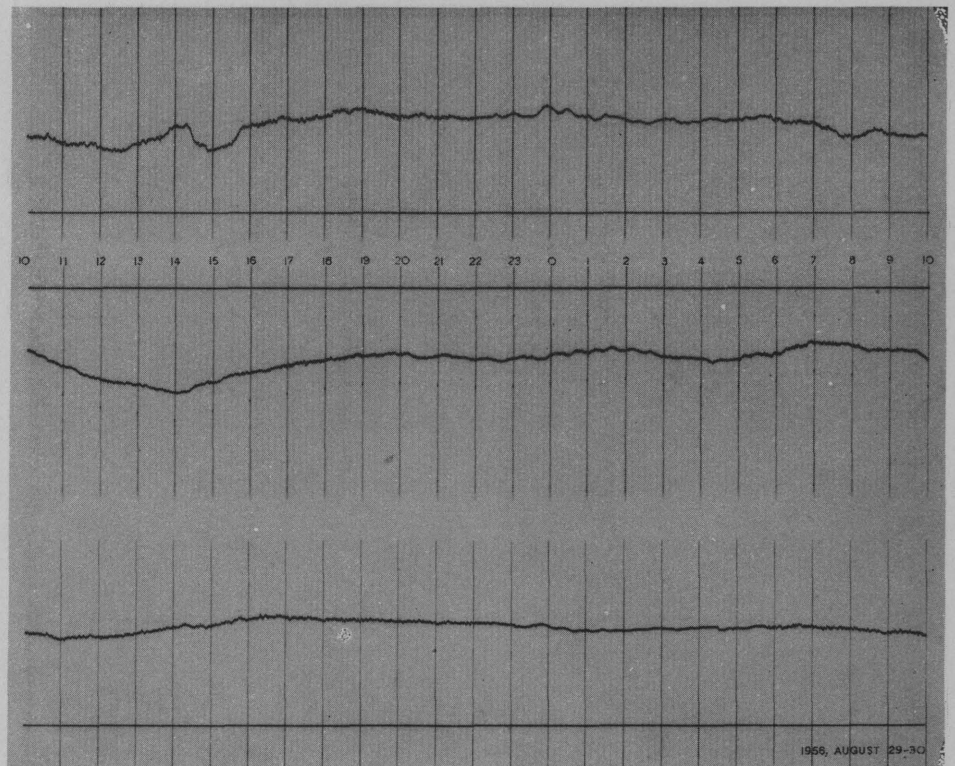


AUGUST 27-28

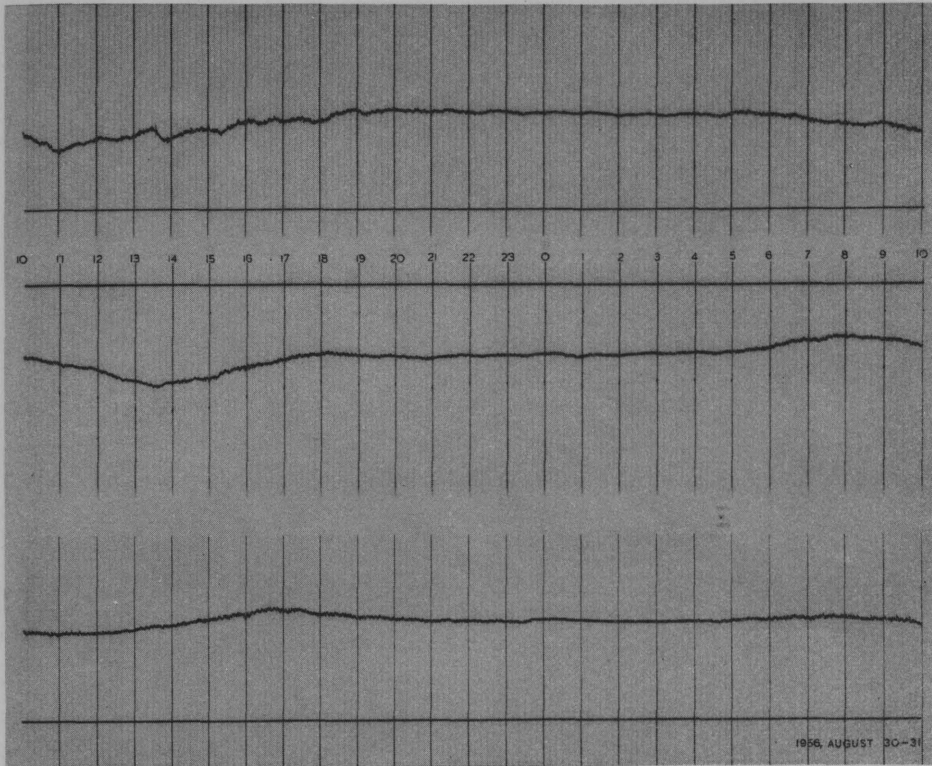
1956



AUGUST 28-29

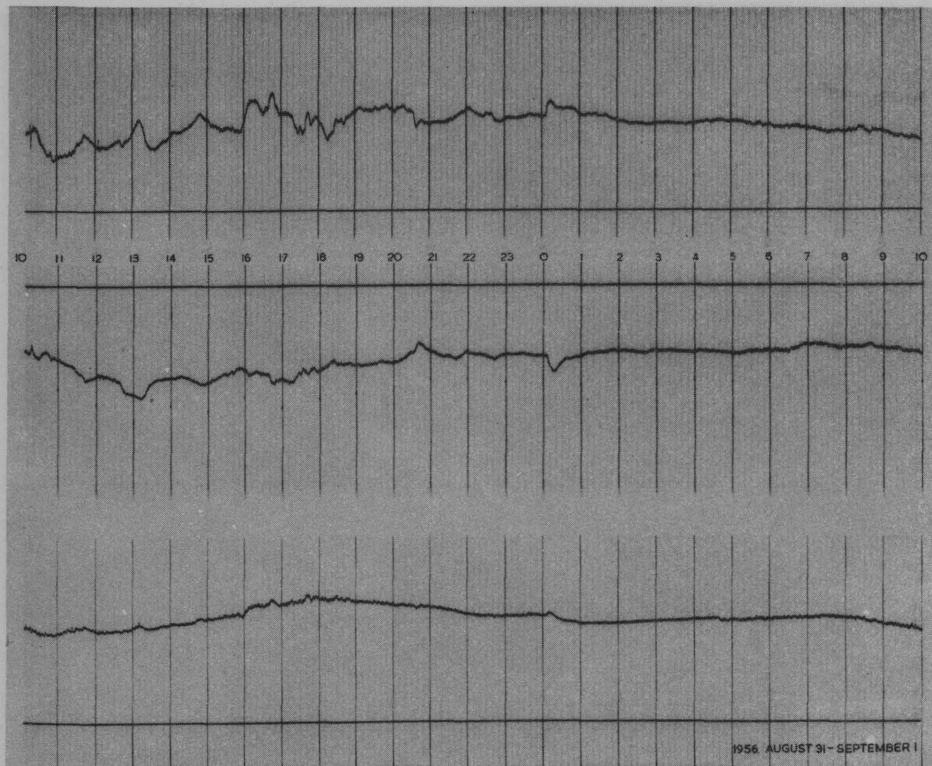


AUGUST 29-30



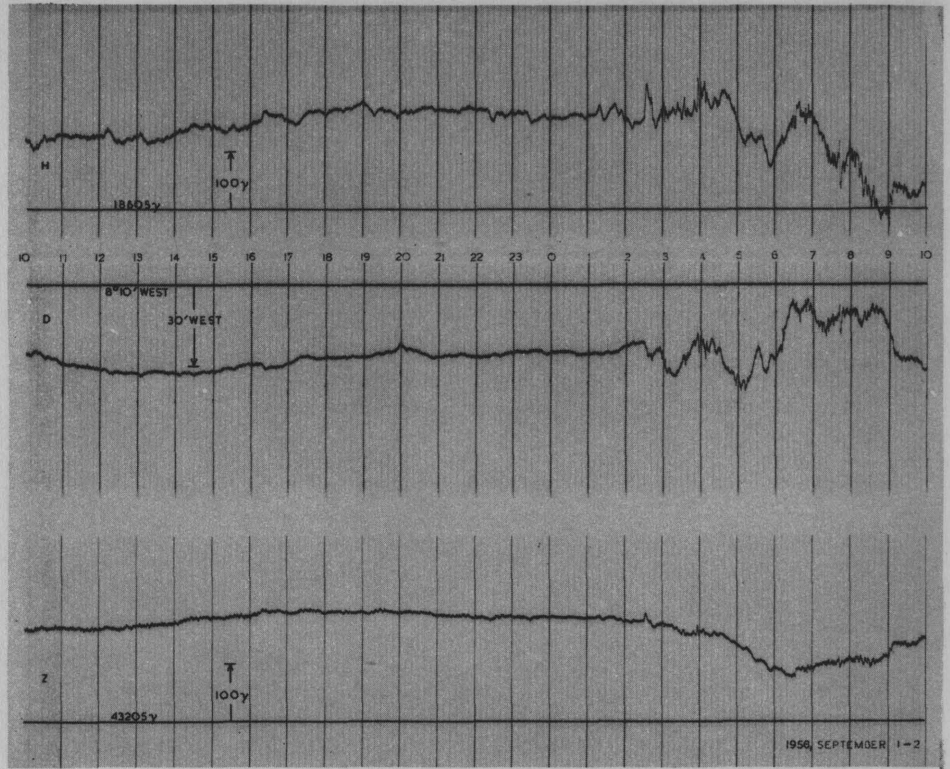
1956

AUGUST 30-31

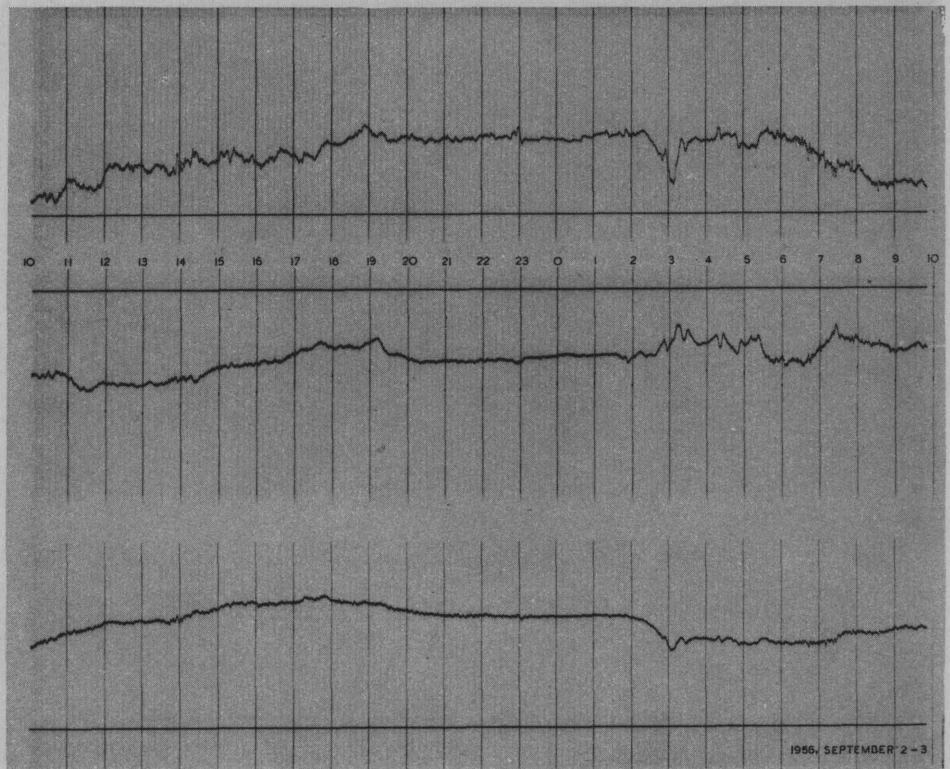


AUG. 31-SEP. 1

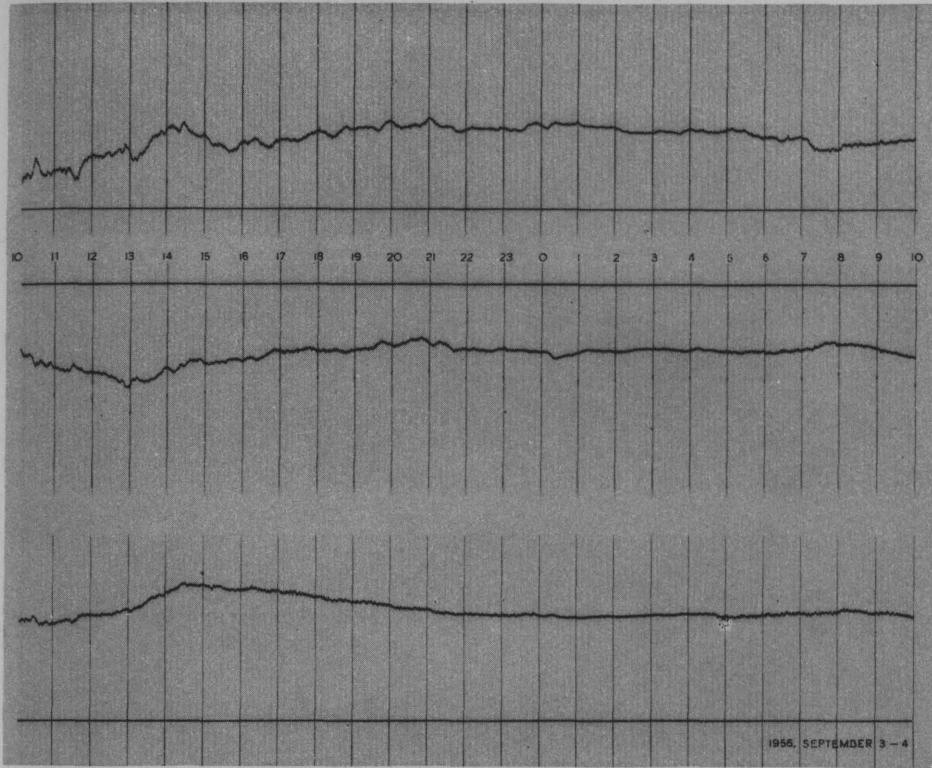
1956



SEPTEMBER 1-2

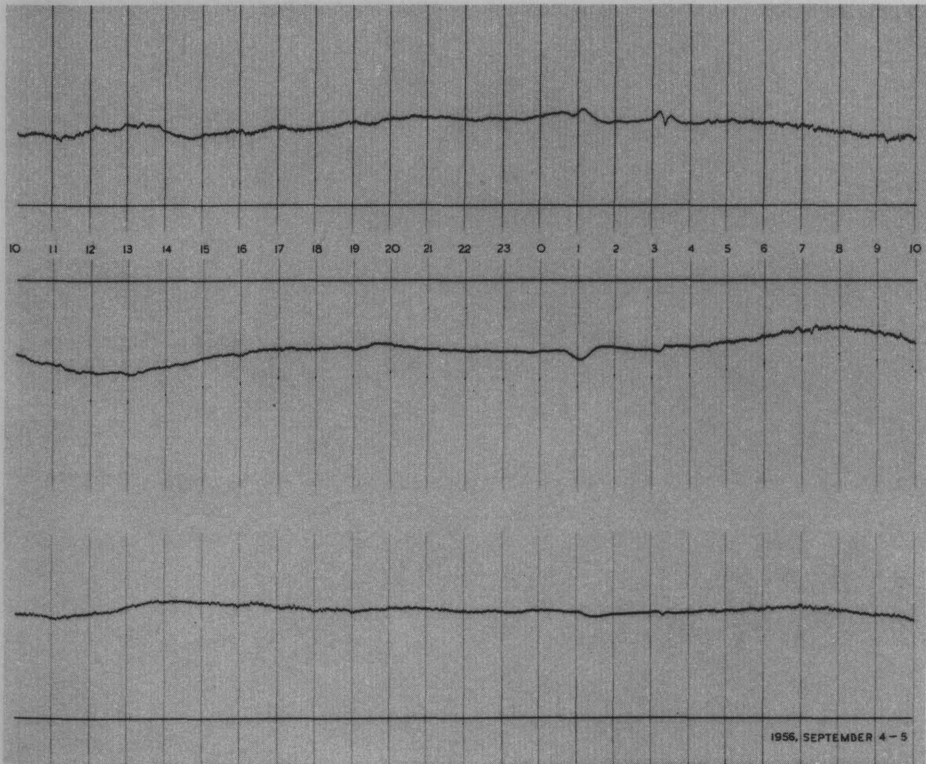


SEPTEMBER 2-3



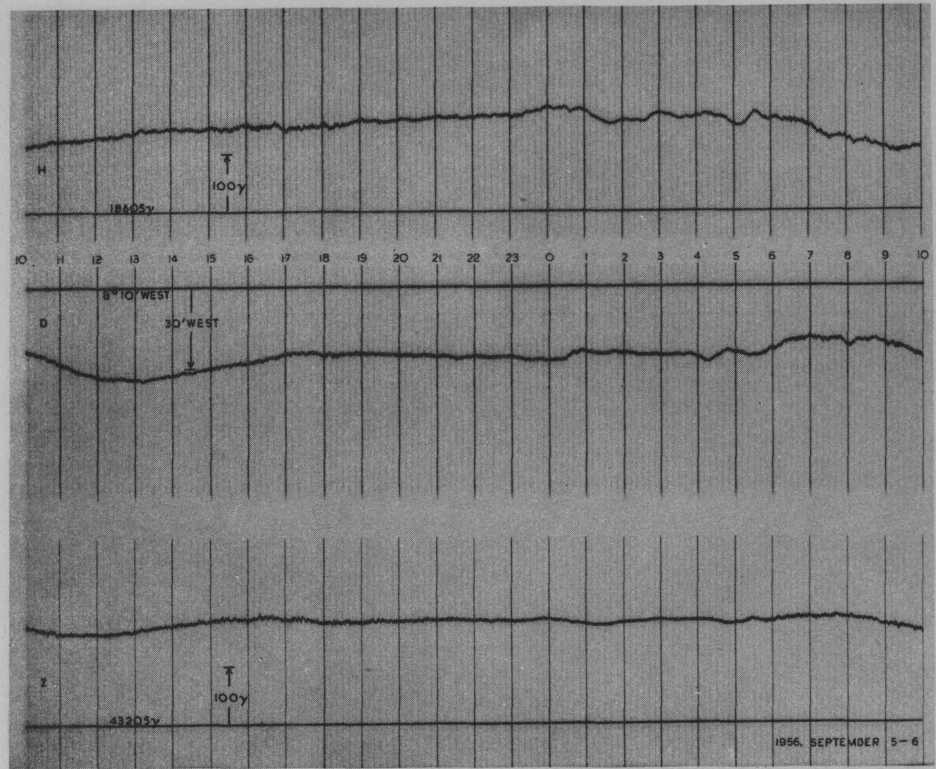
1956

SEPTEMBER 3-4



SEPTEMBER 4-5

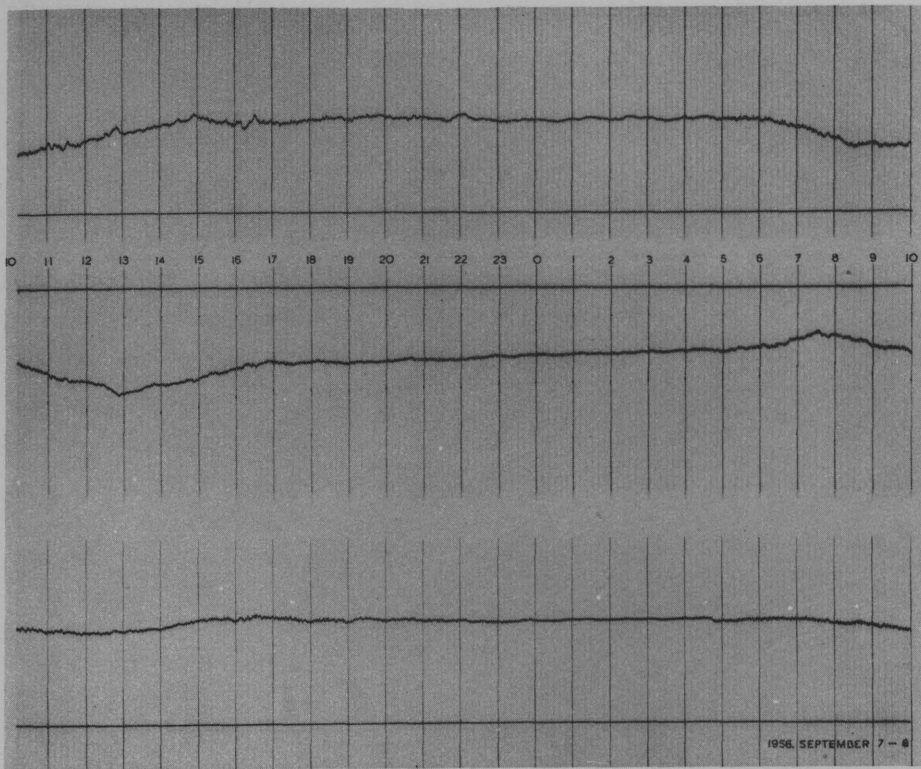
1956



SEPTEMBER 5-6

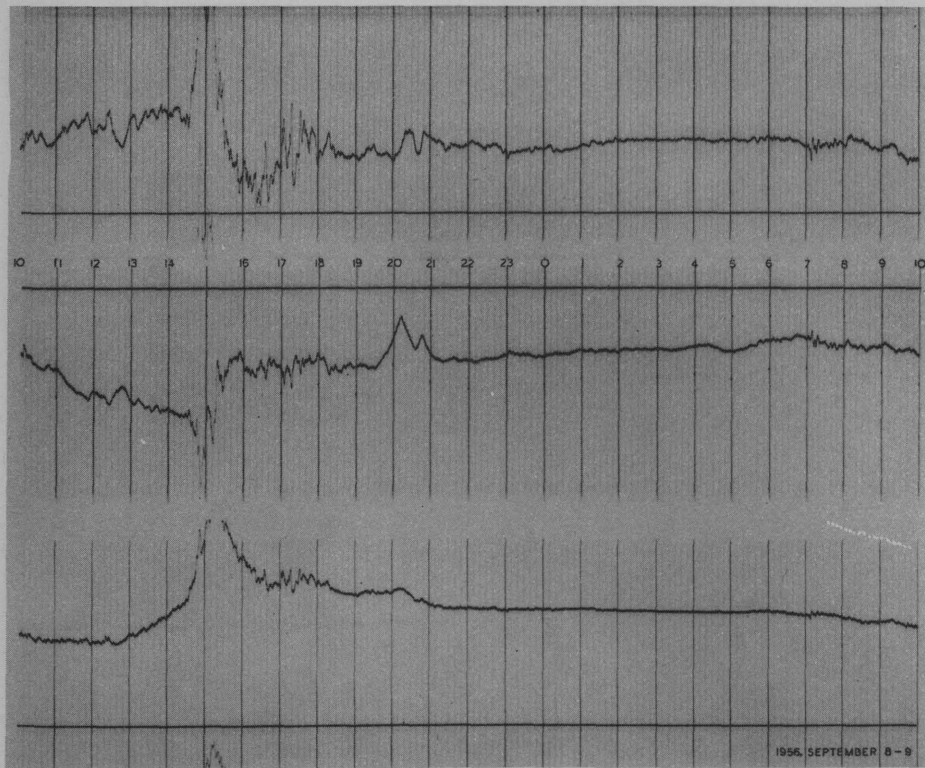


SEPTEMBER 6-7



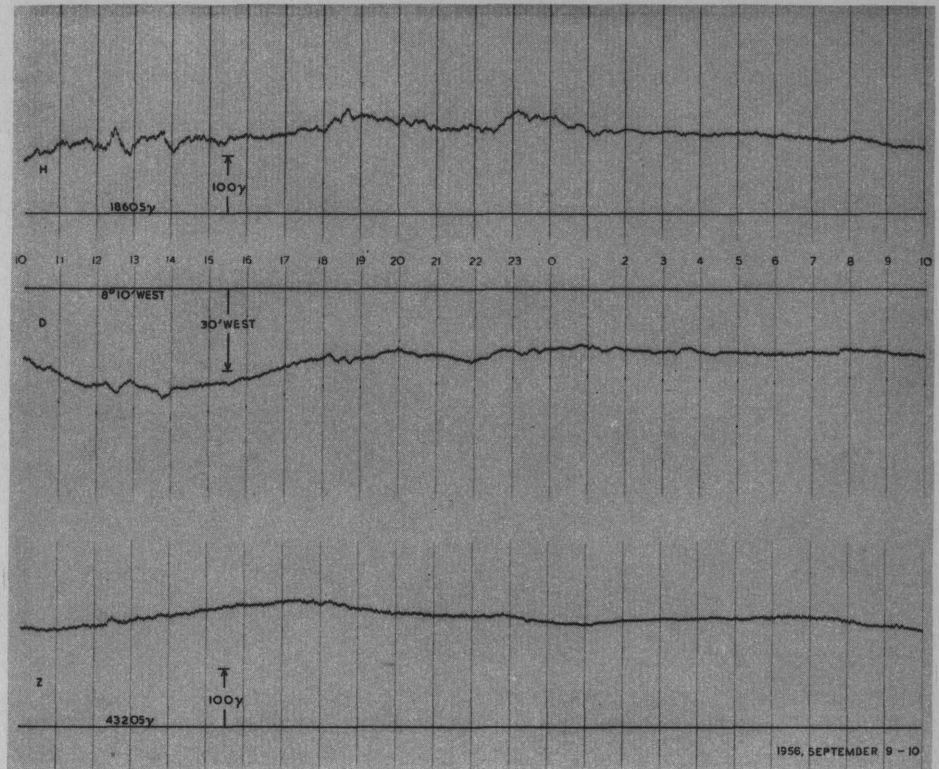
1956

SEPTEMBER 7-8

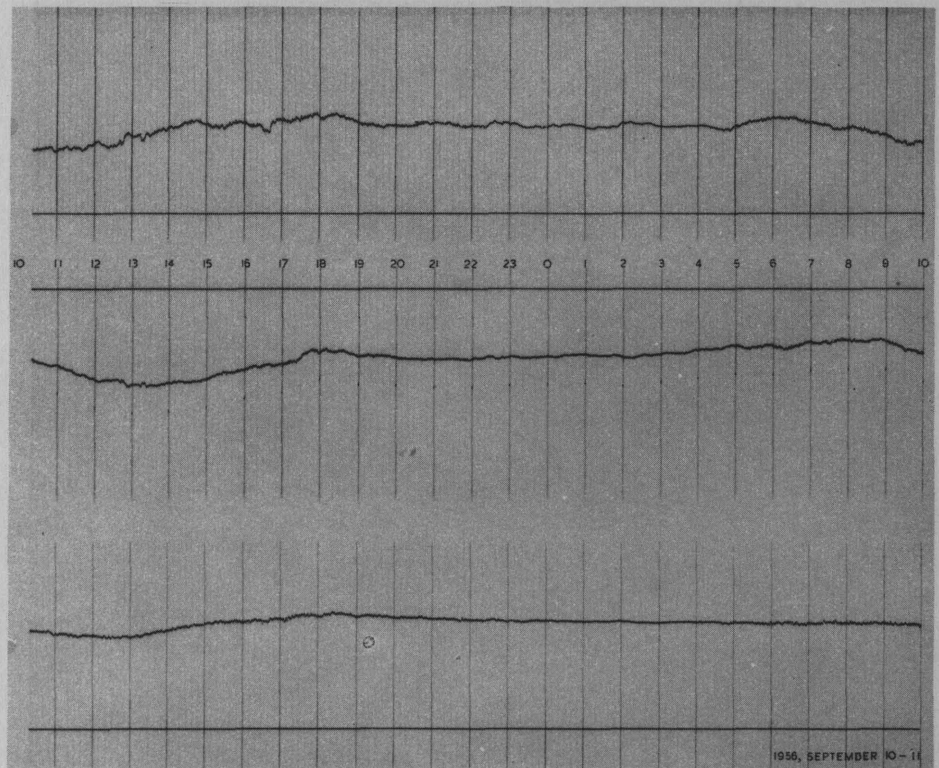


SEPTEMBER 8-9

1956

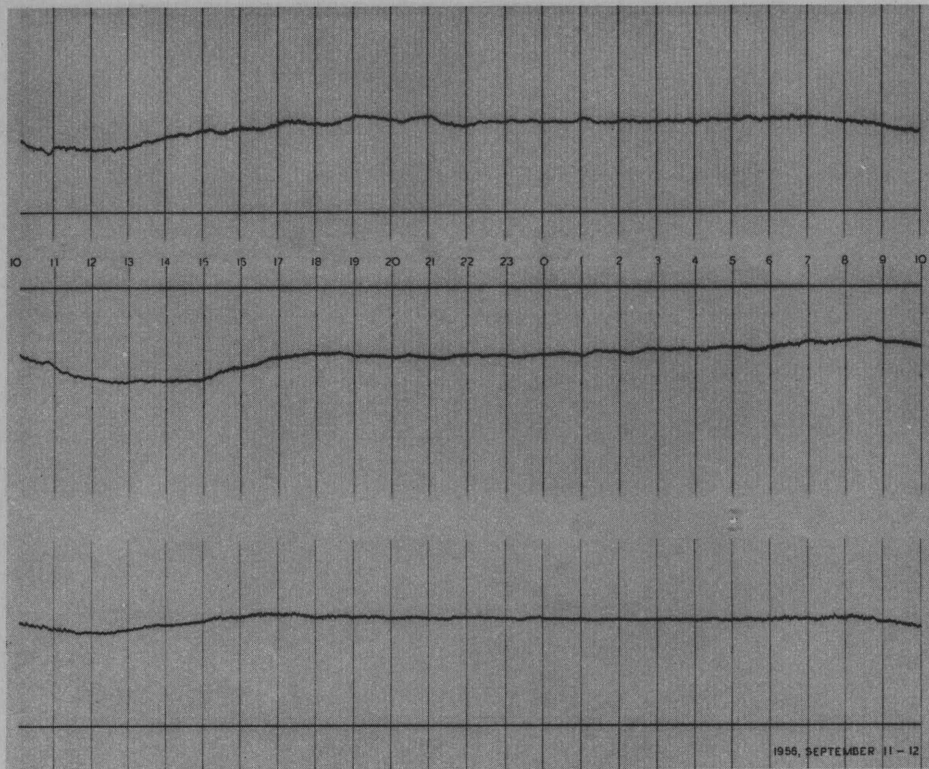


SEPTEMBER 9-10

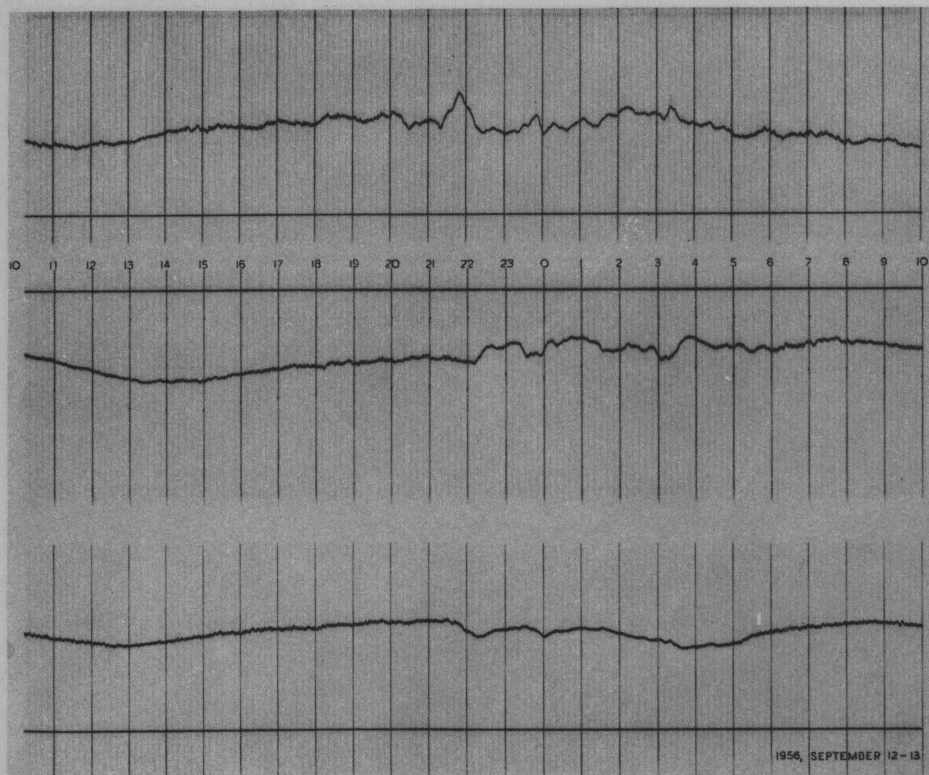


SEPTEMBER 10-11

1956

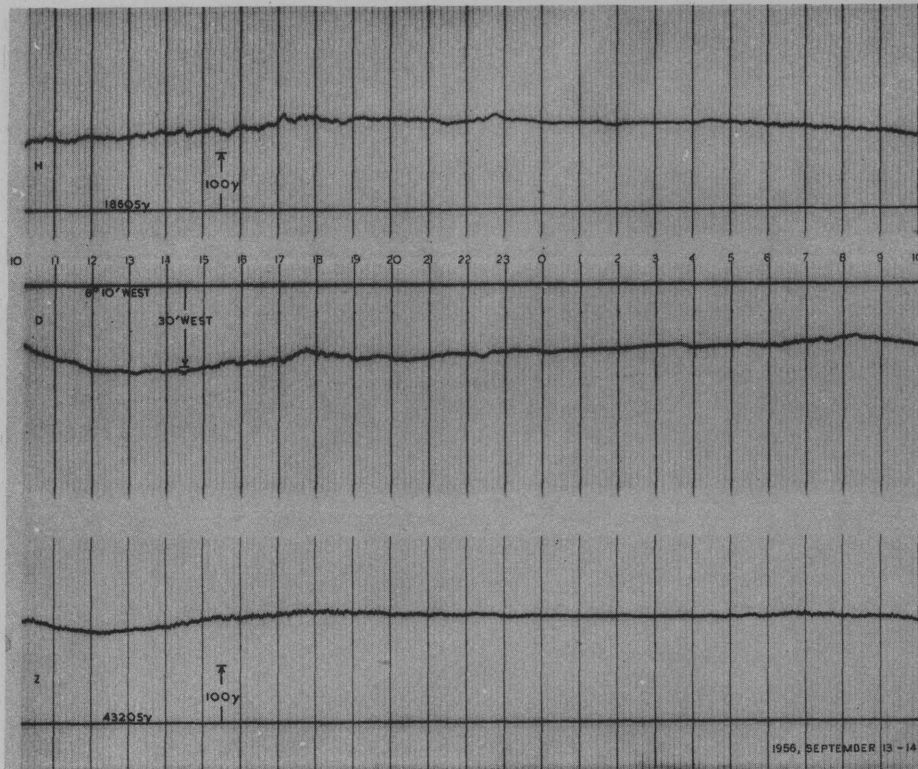


SEPTEMBER 11-12

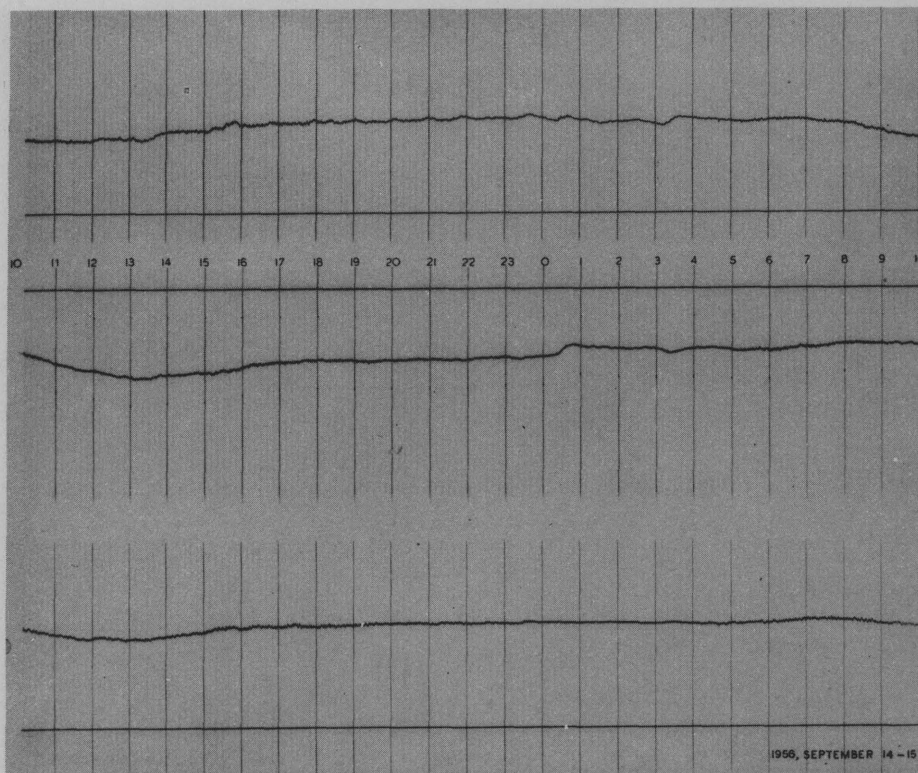


SEPTEMBER 12-13

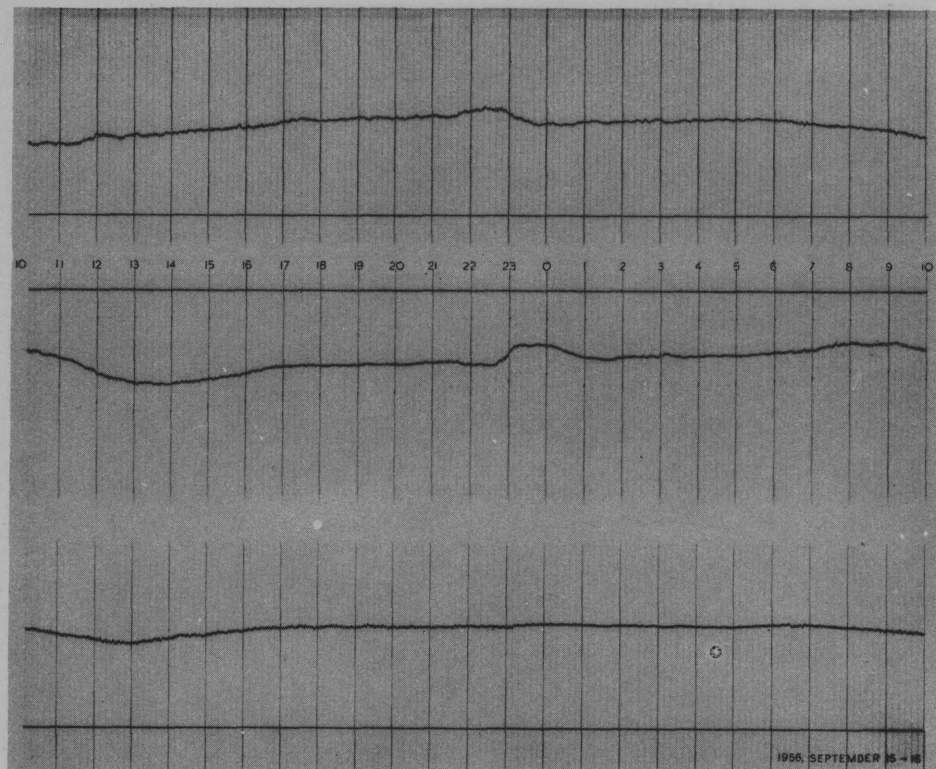
1956



SEPTEMBER 13-14

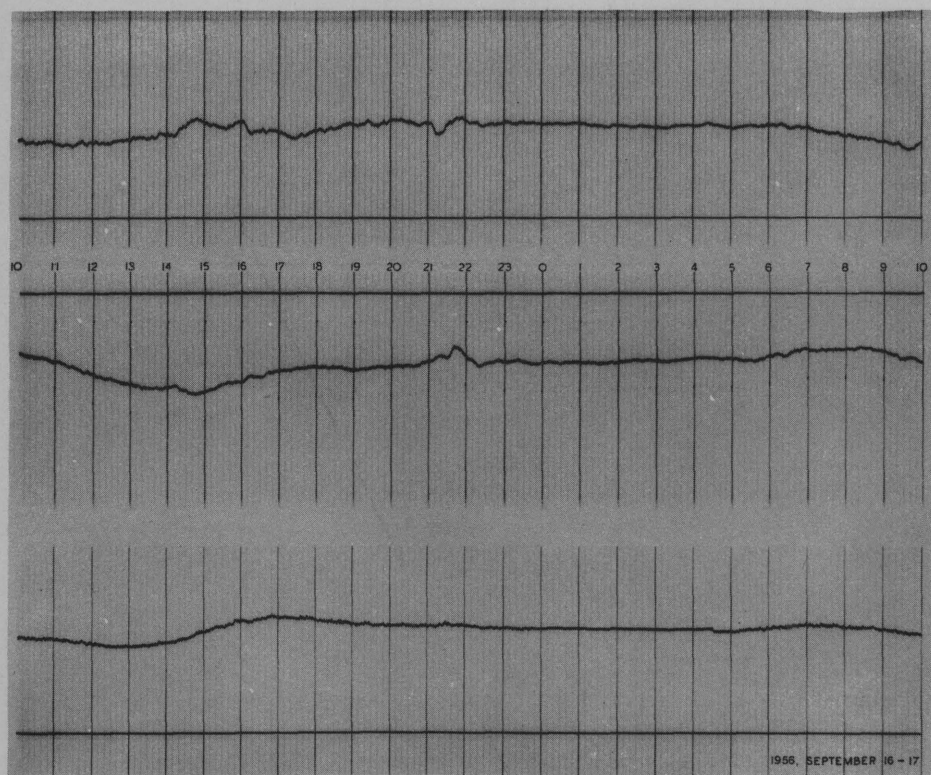


SEPTEMBER 14-15



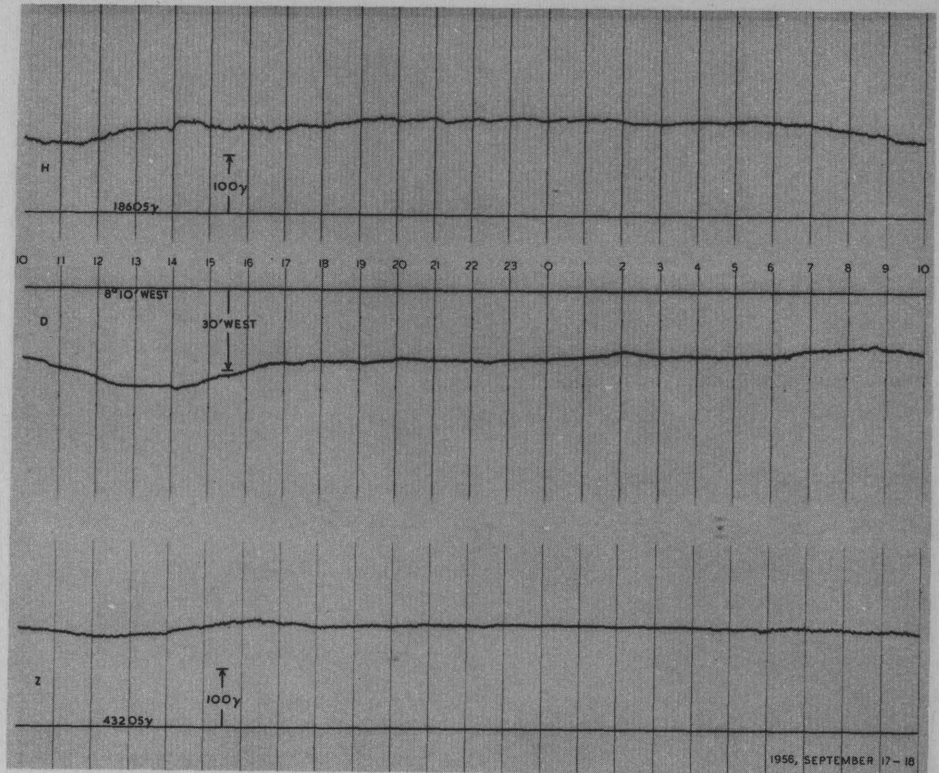
1956

SEPTEMBER 15-16

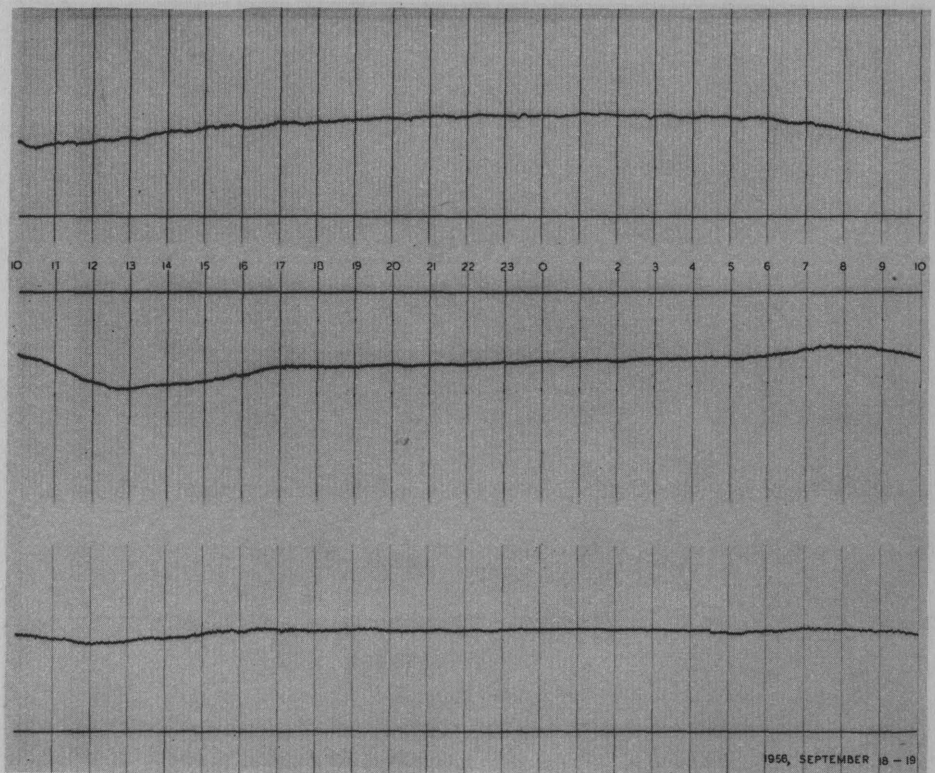


SEPTEMBER 16-17

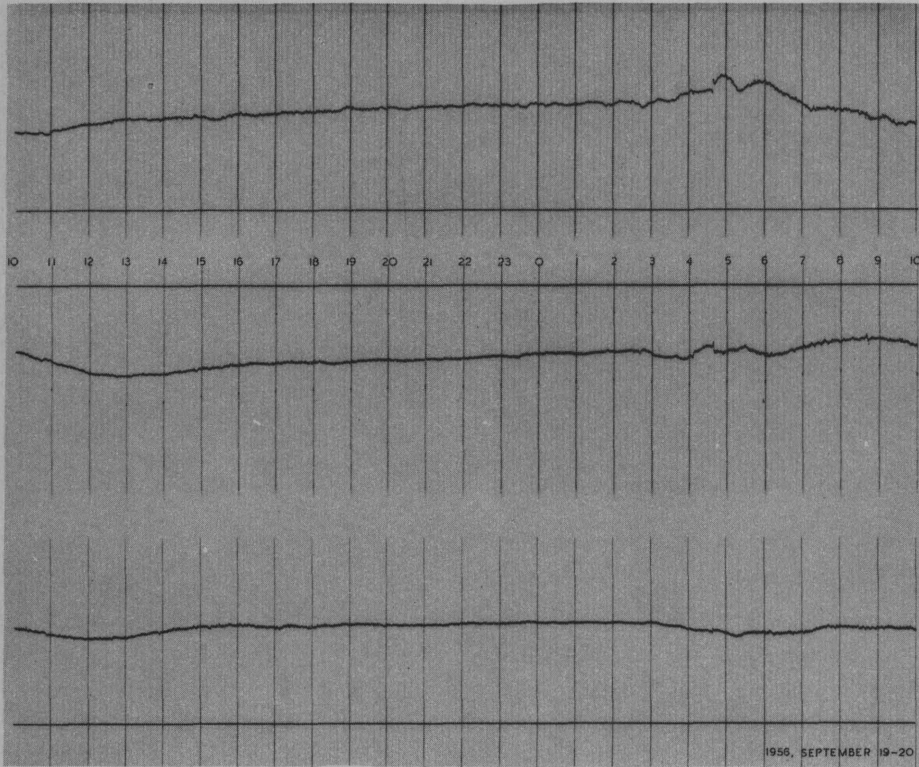
1956



SEPTEMBER 17-18

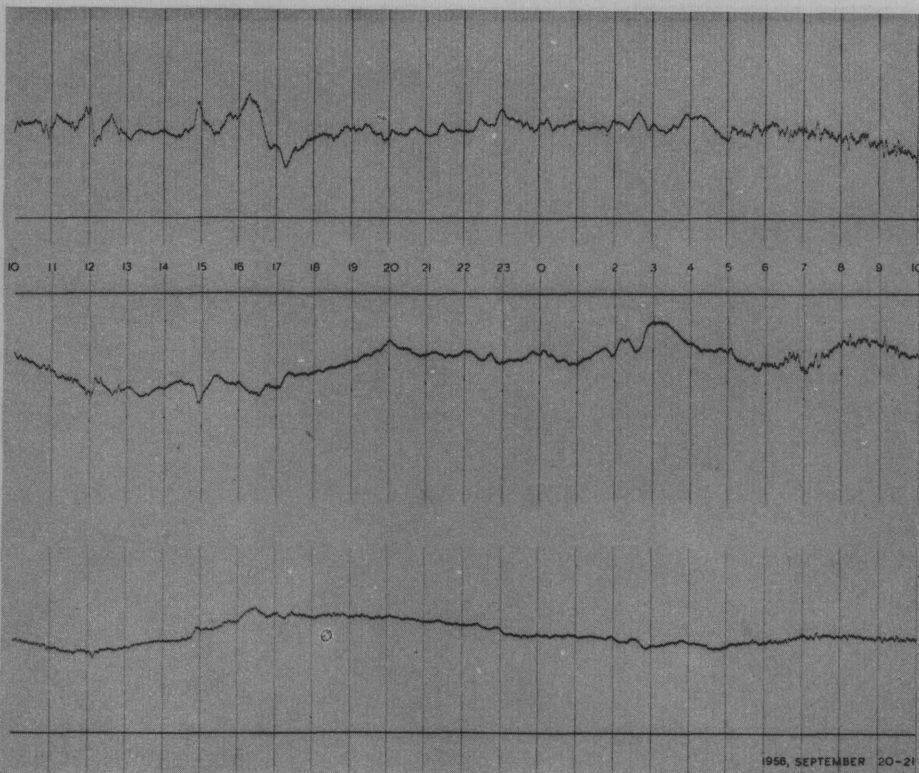


SEPTEMBER 18-19



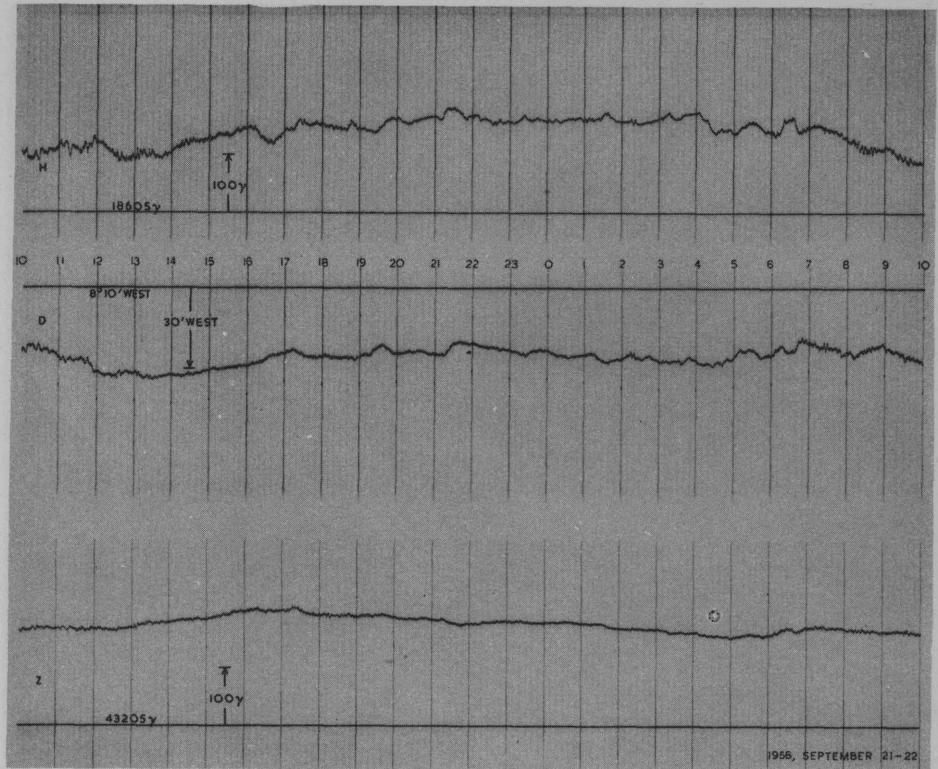
1956

SEPTEMBER 19-20

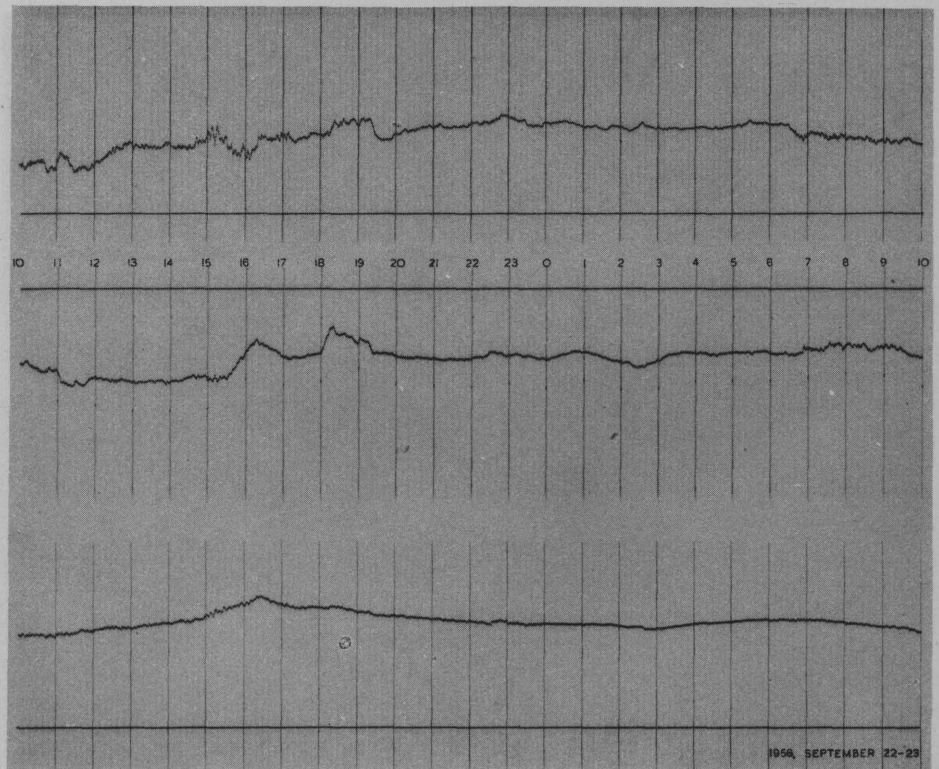


SEPTEMBER 20-21

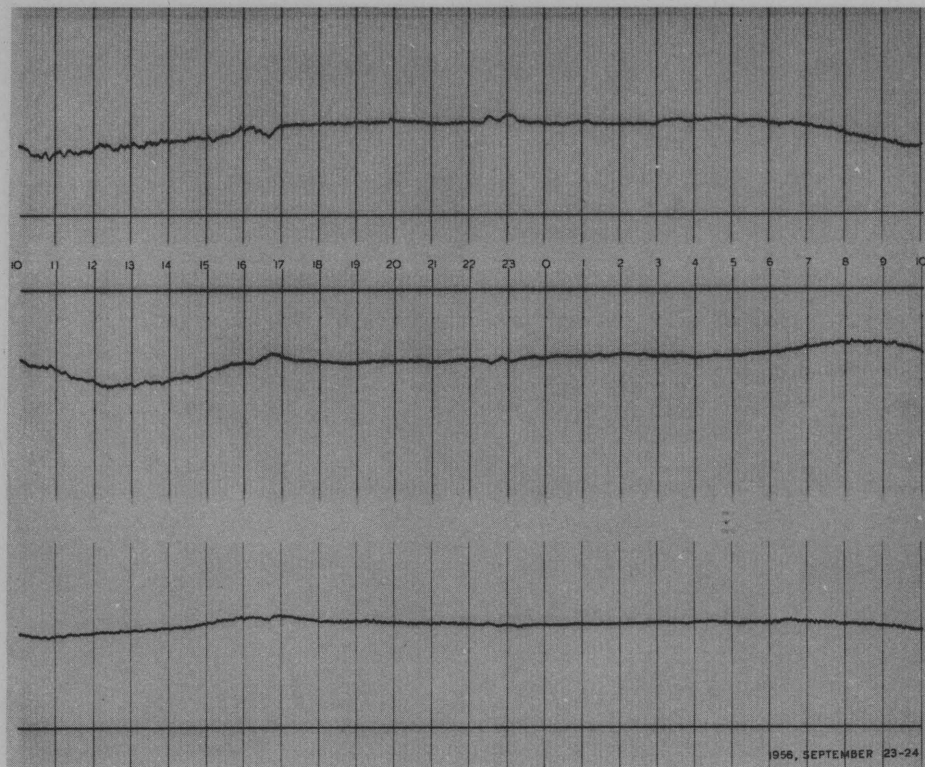
1956



SEPTEMBER 21-22

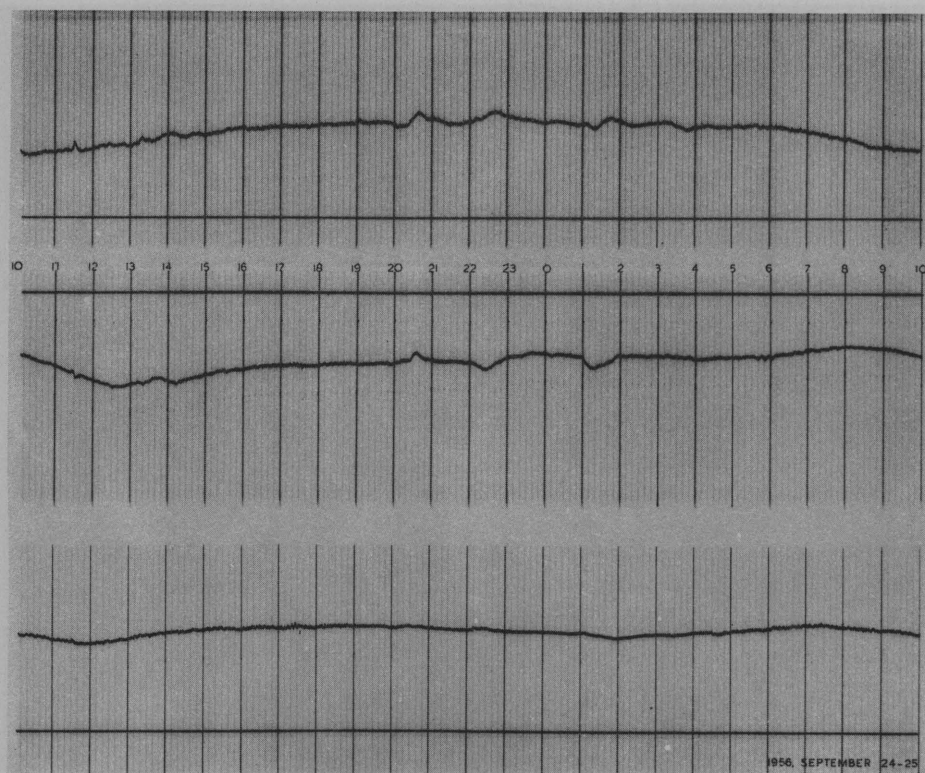


SEPTEMBER 22-23



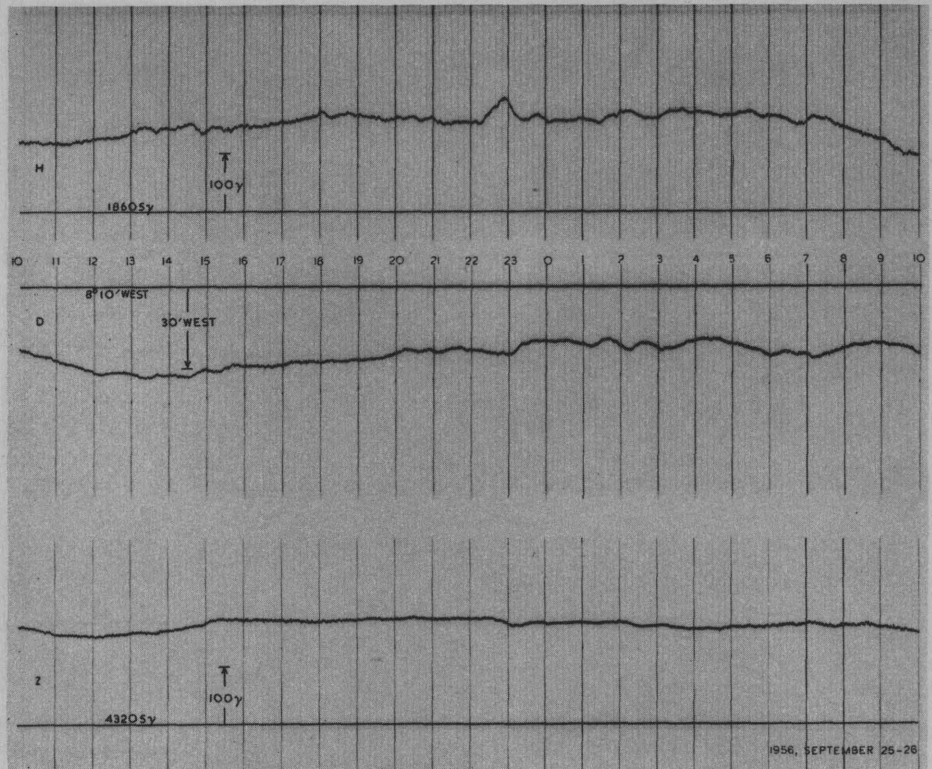
1956

SEPTEMBER 23-24



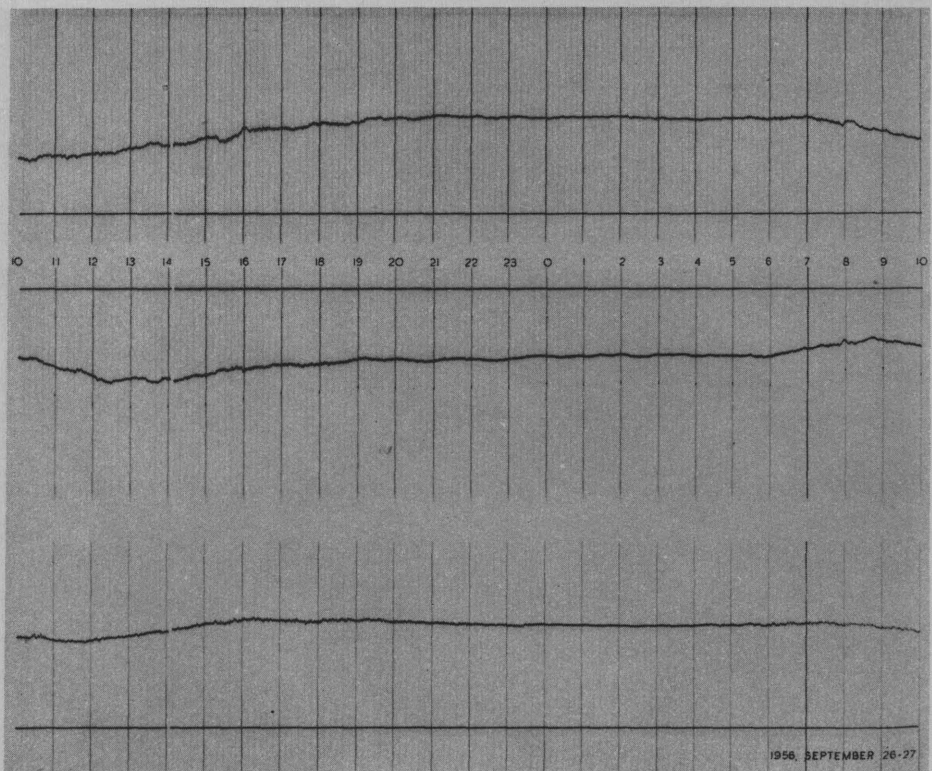
SEPTEMBER 24-25

1956



SEPTEMBER 25-26

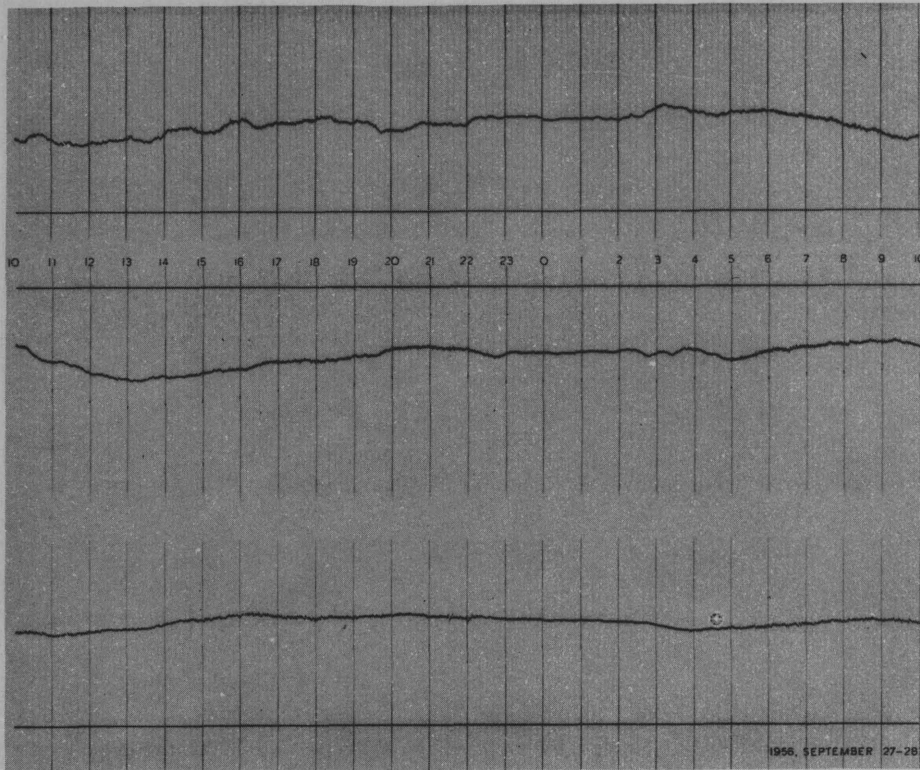
1956, SEPTEMBER 25-26



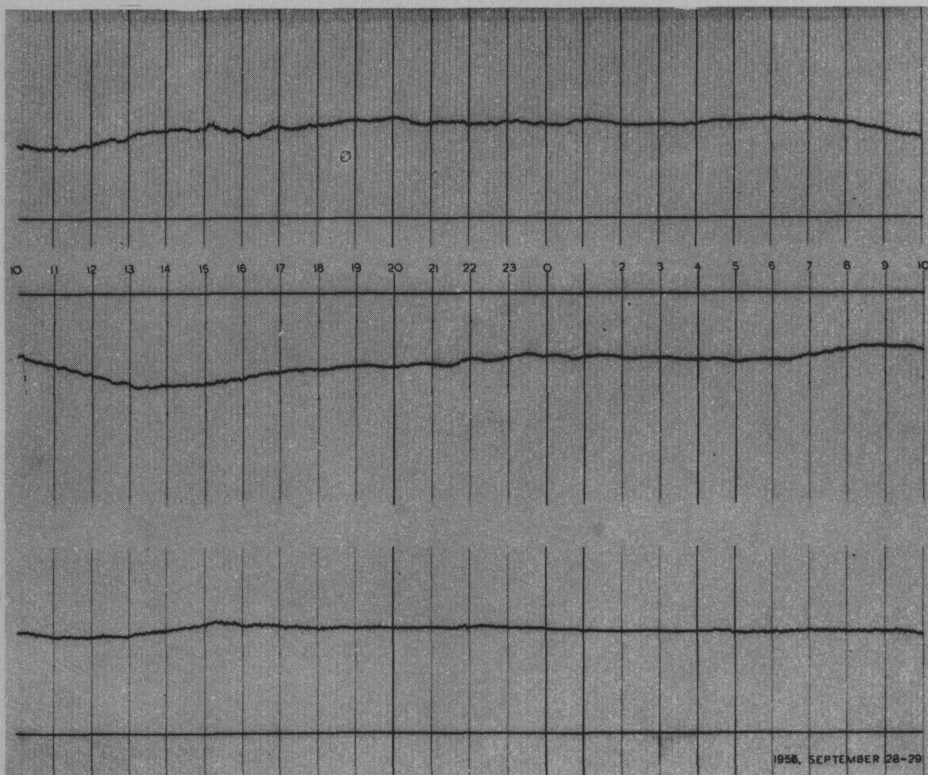
SEPTEMBER 26-27

1956, SEPTEMBER 26-27

1956

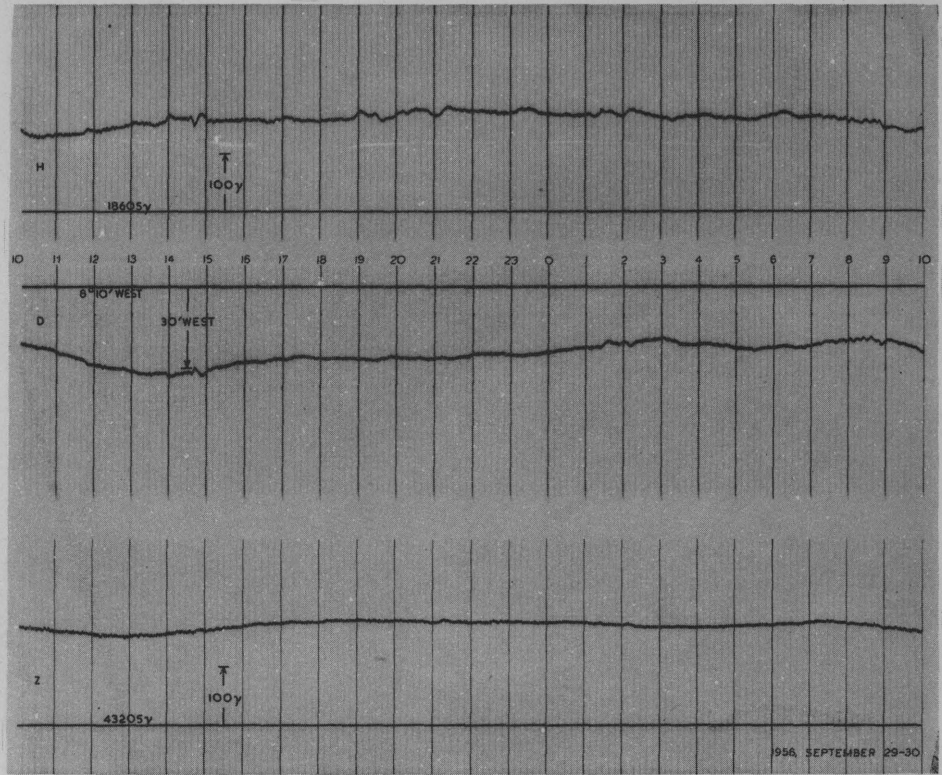


SEPTEMBER 27-28



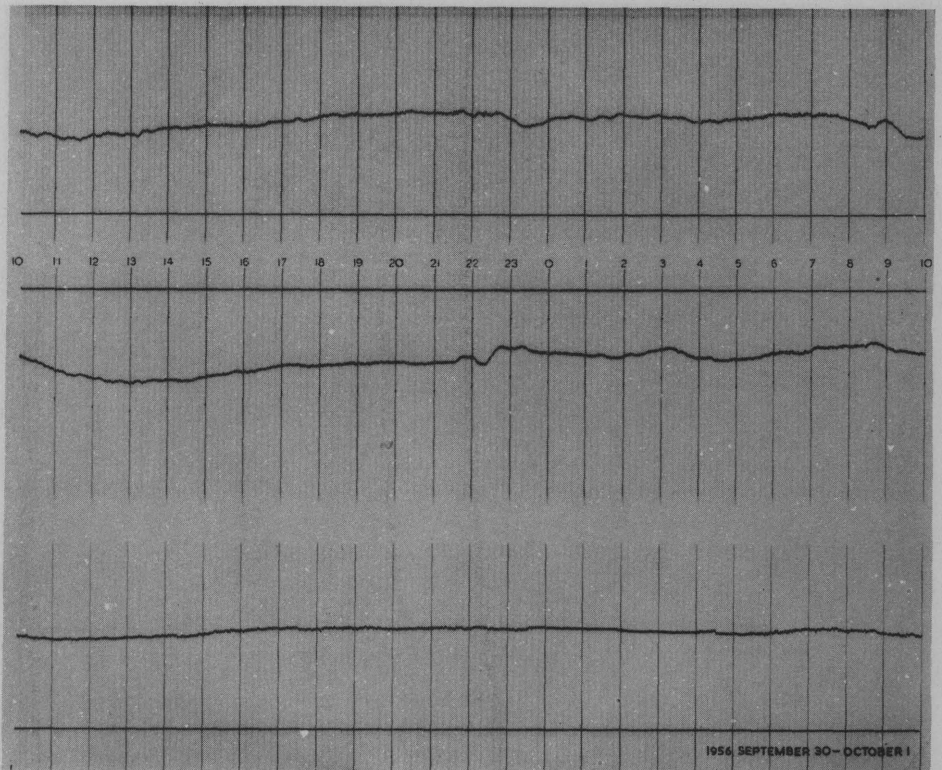
SEPTEMBER 28-29

1956



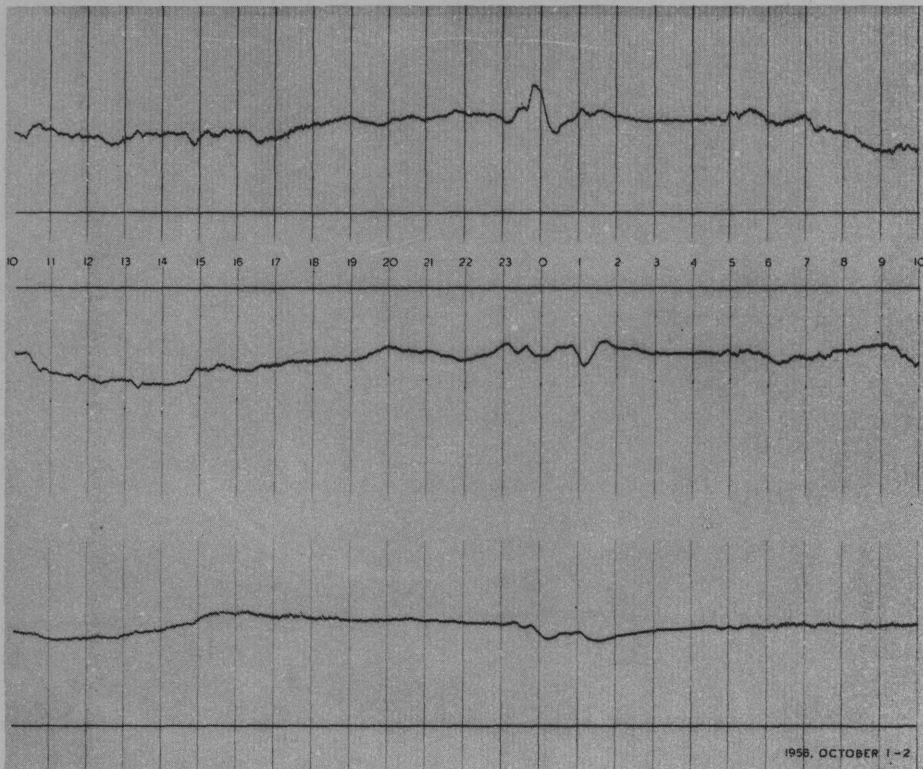
SEPTEMBER 29-30

1956, SEPTEMBER 29-30



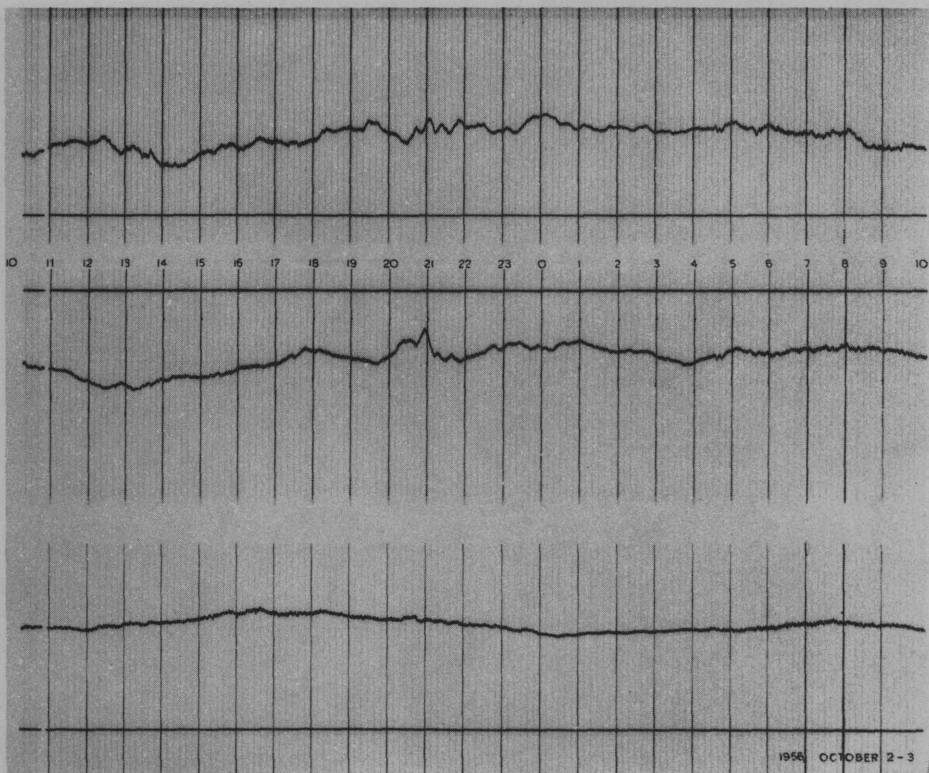
SEP. 30-OCT. 1

1956, SEPTEMBER 30-OCTOBER 1



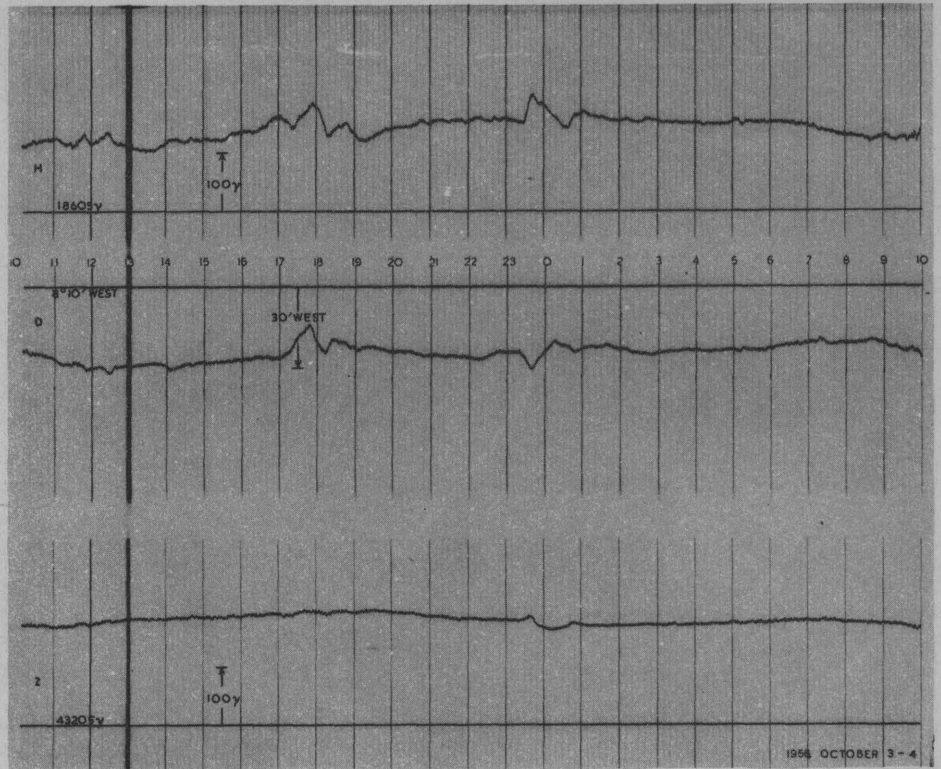
1956

OCTOBER 1-2

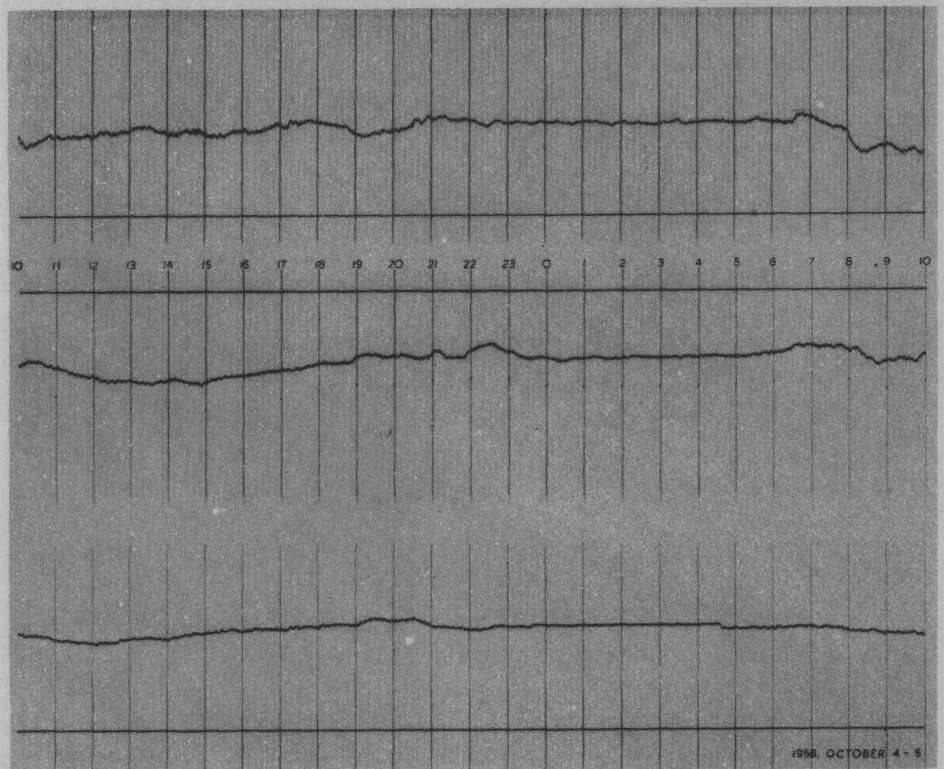


OCTOBER 2-3

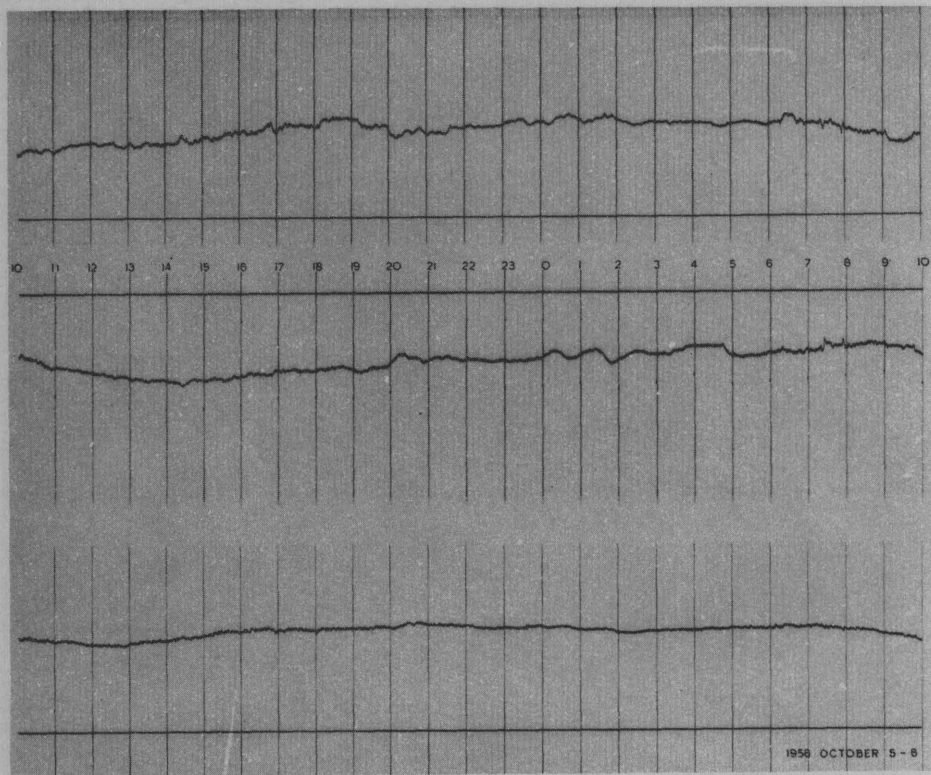
1956



OCTOBER 3-4

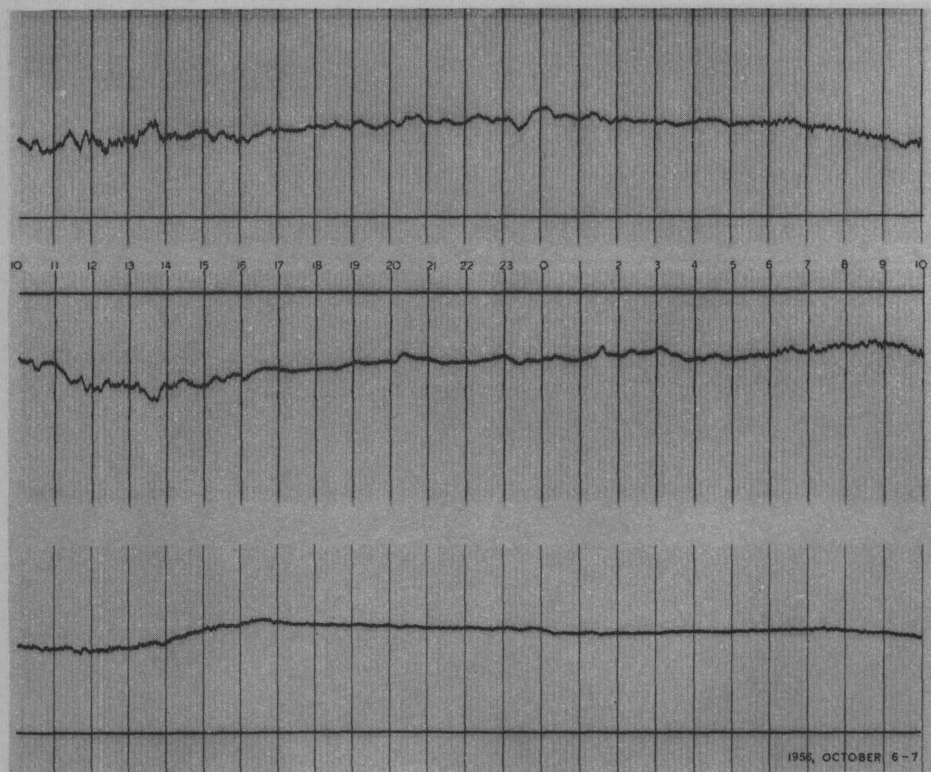


OCTOBER 4-5



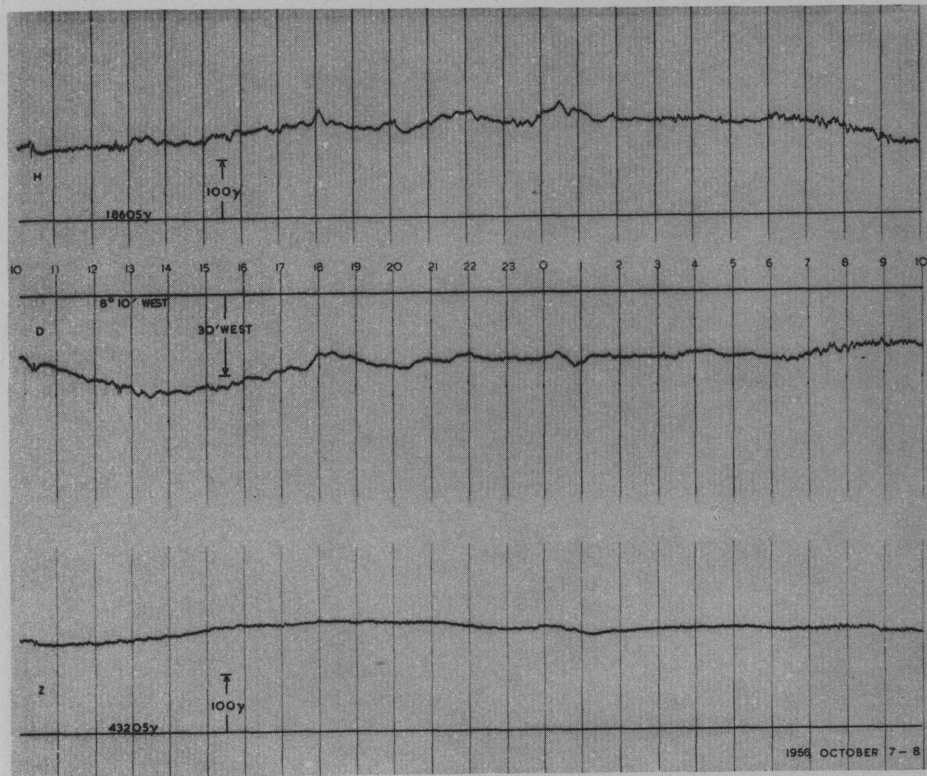
1956

OCTOBER 5-6

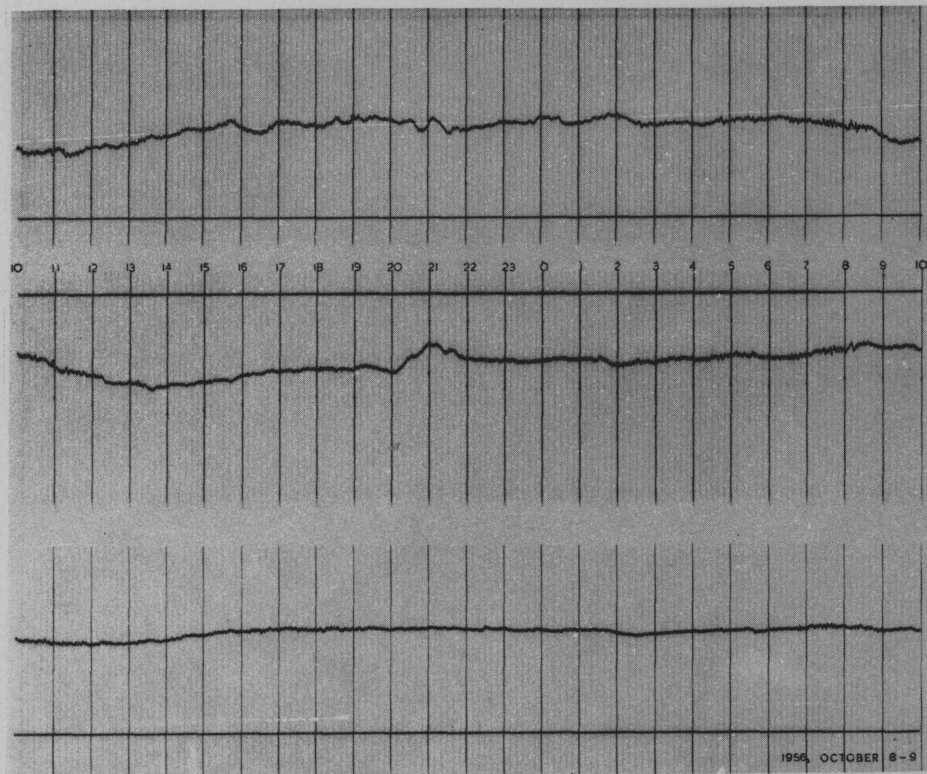


OCTOBER 6-7

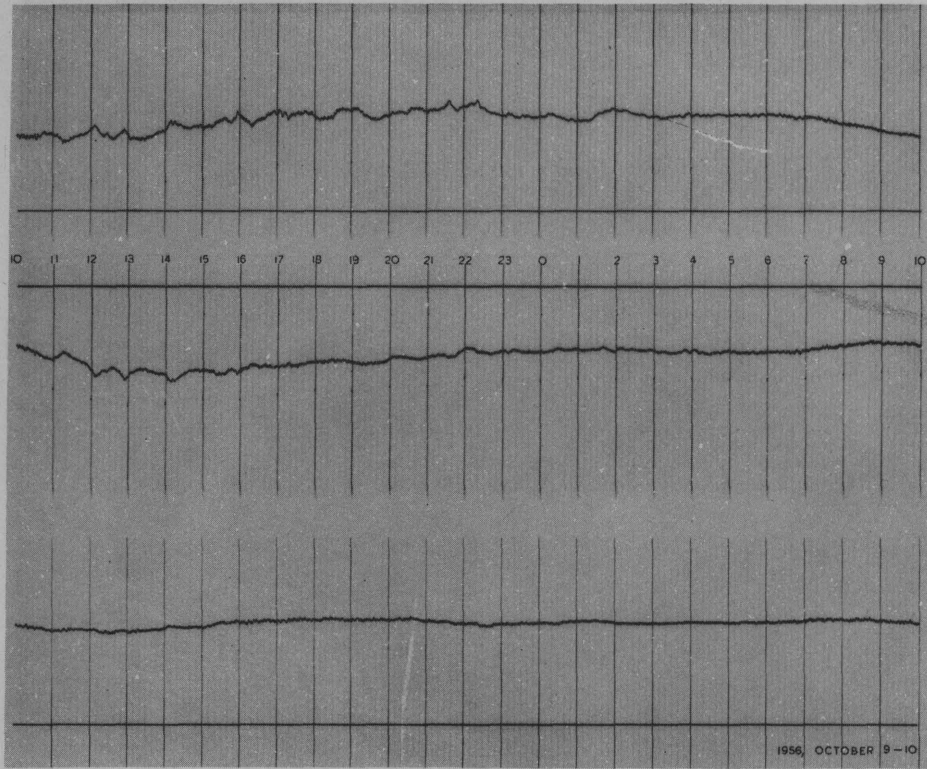
1956



OCTOBER 7-8

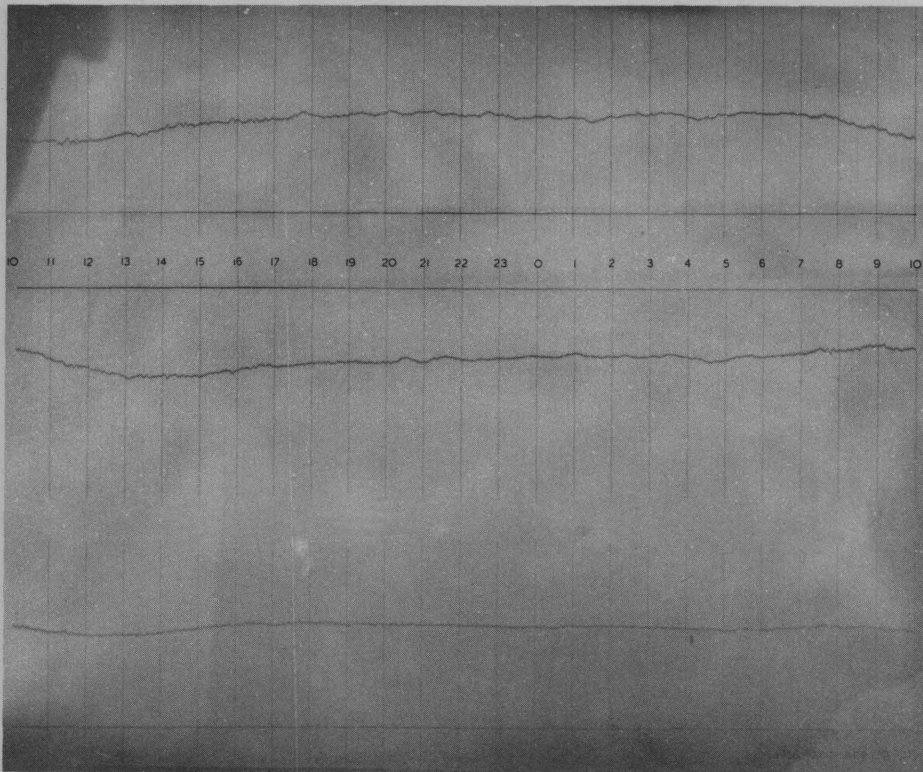


OCTOBER 8-9



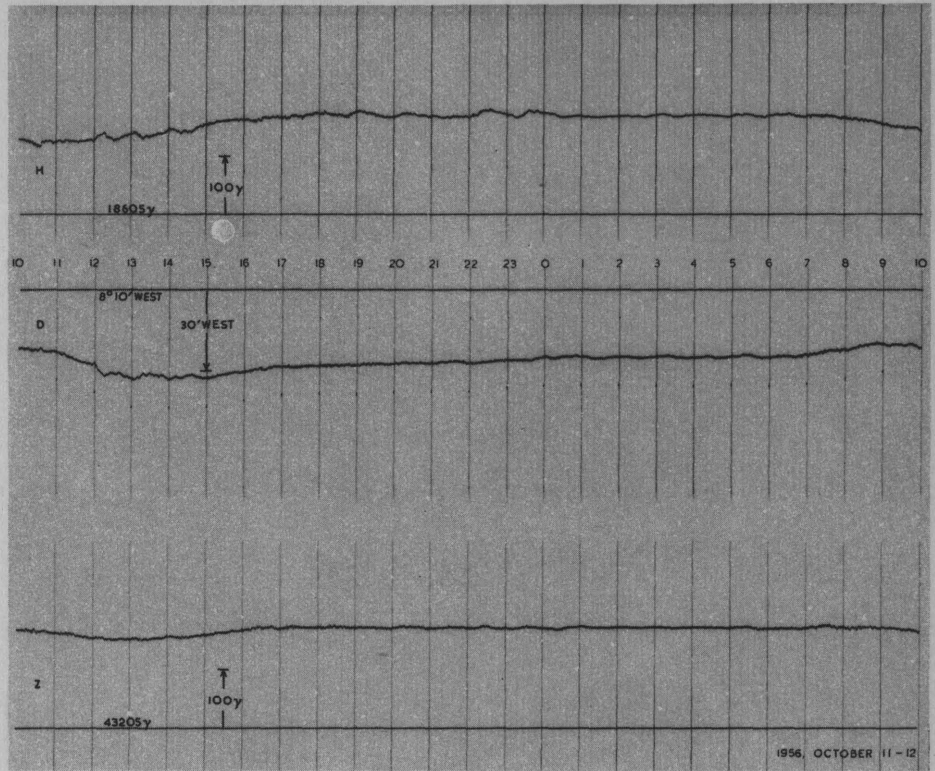
1956

OCTOBER 9-10

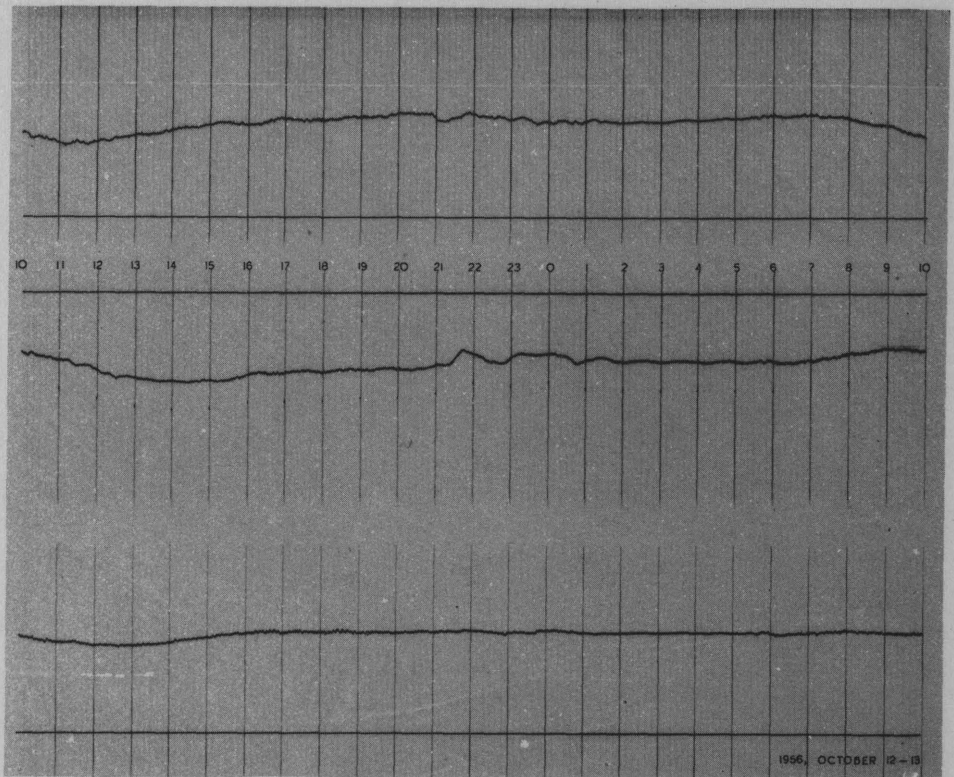


OCTOBER 10-11

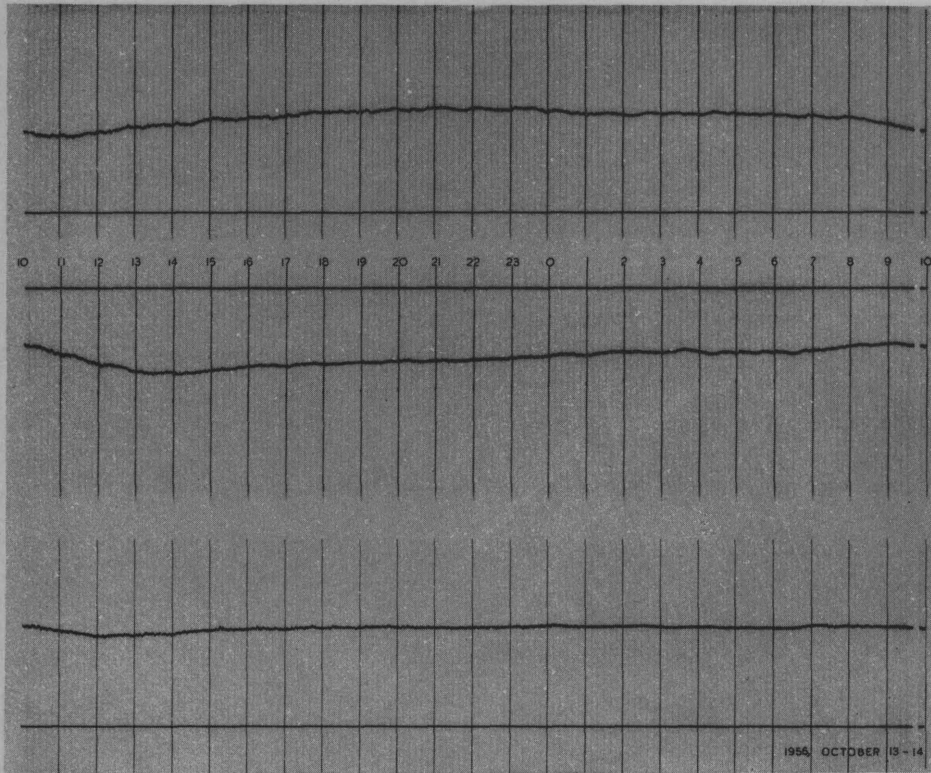
1956



OCTOBER 11-12

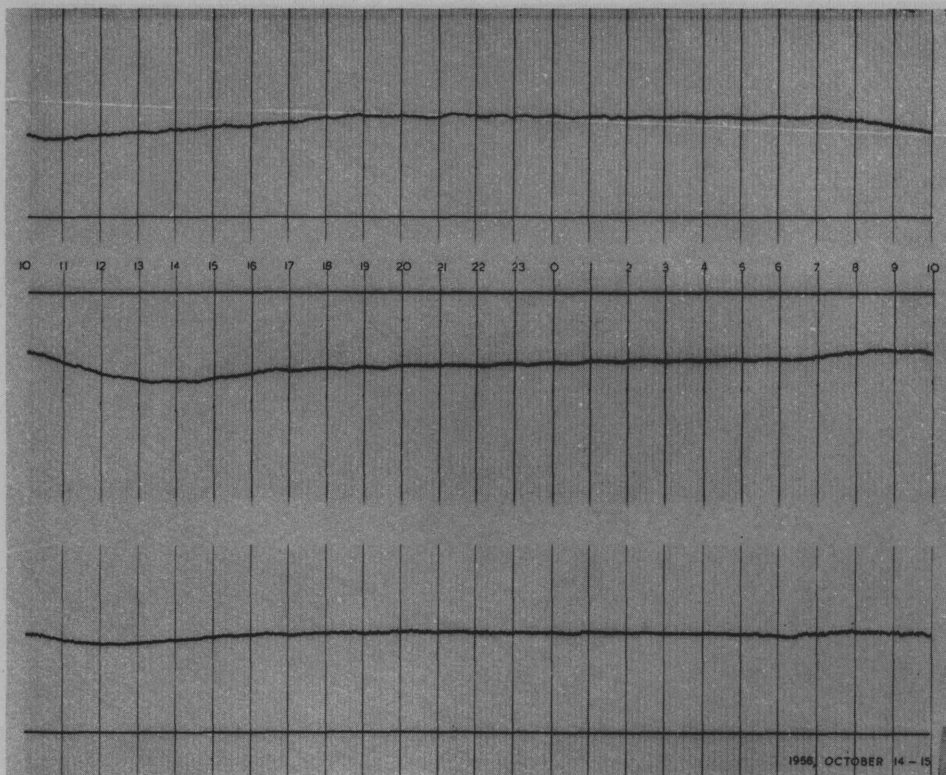


OCTOBER 12-13



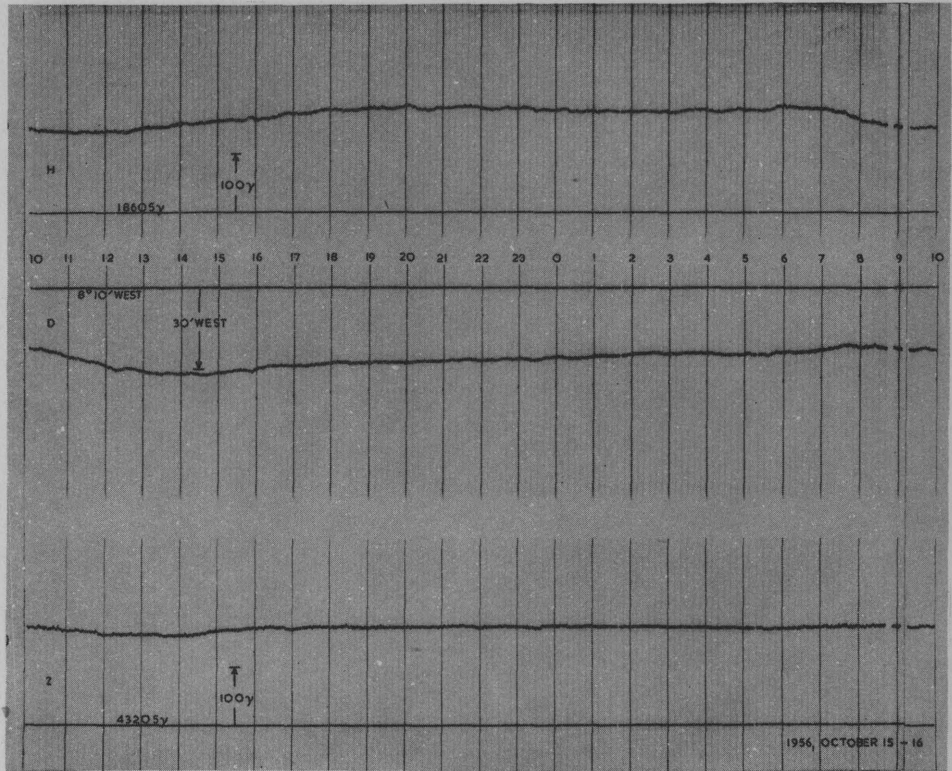
1956

OCTOBER 13-14

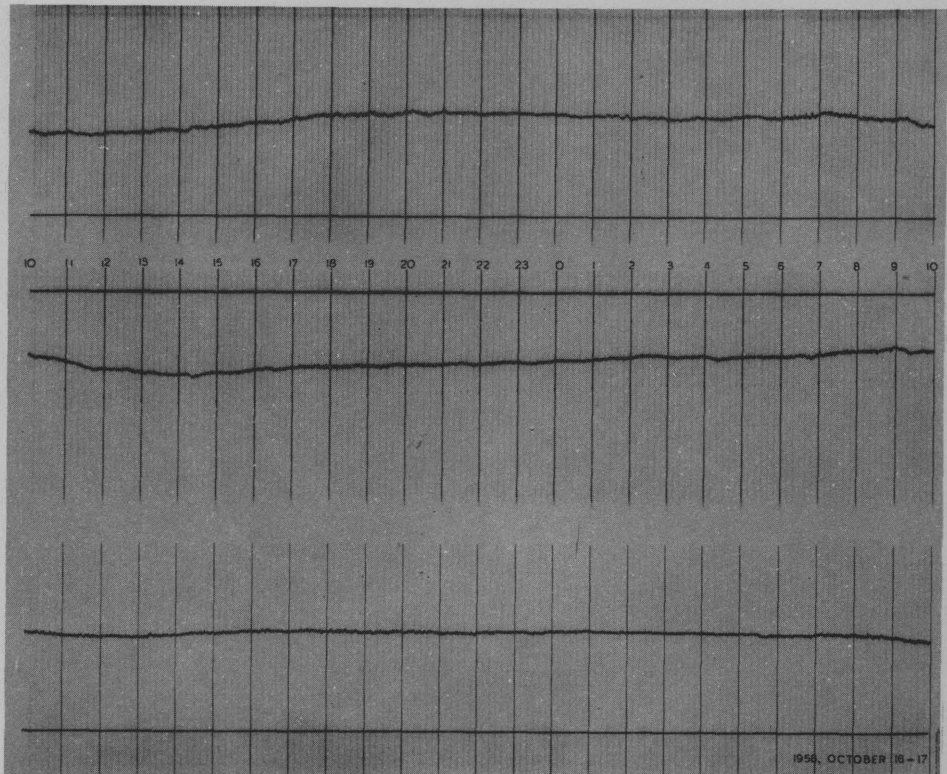


OCTOBER 14-15

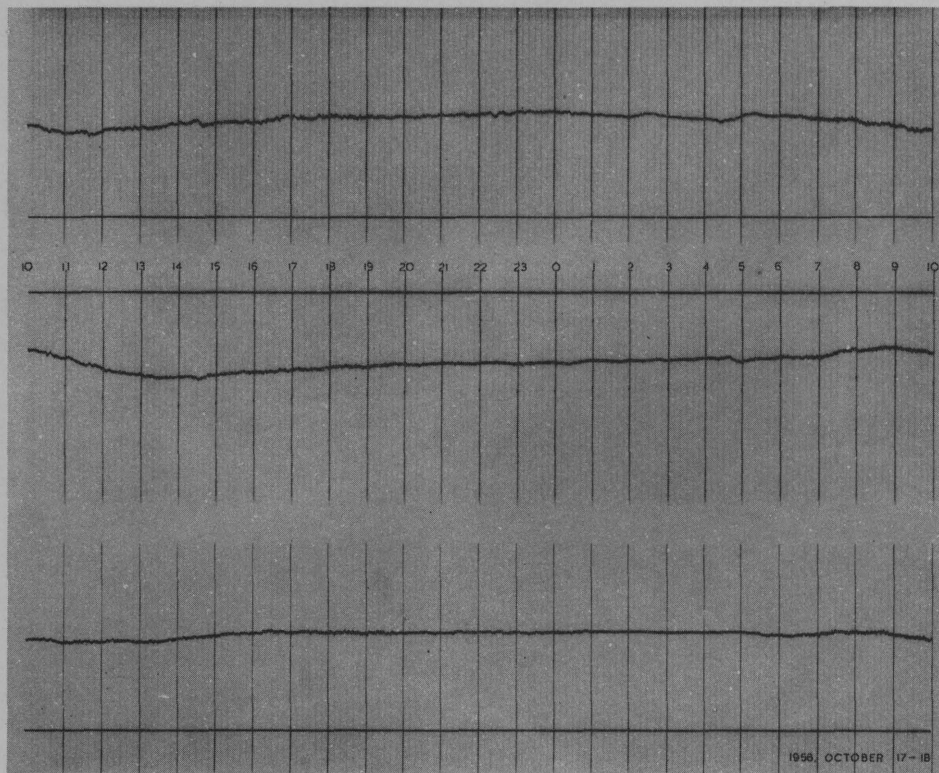
1956



OCTOBER 15-16

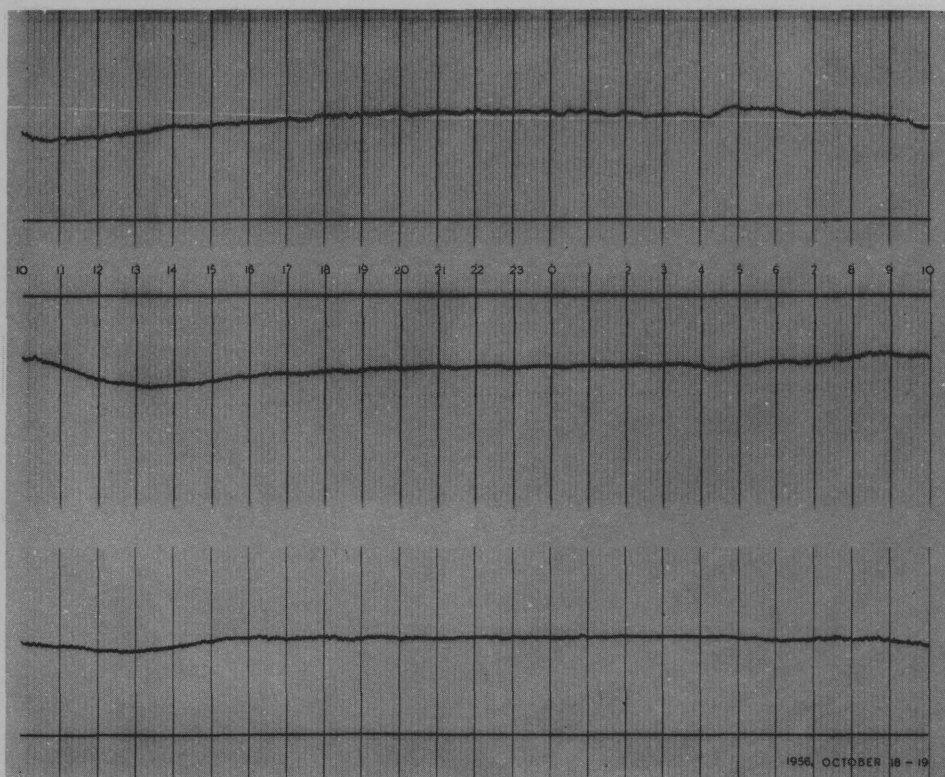


OCTOBER 16-17



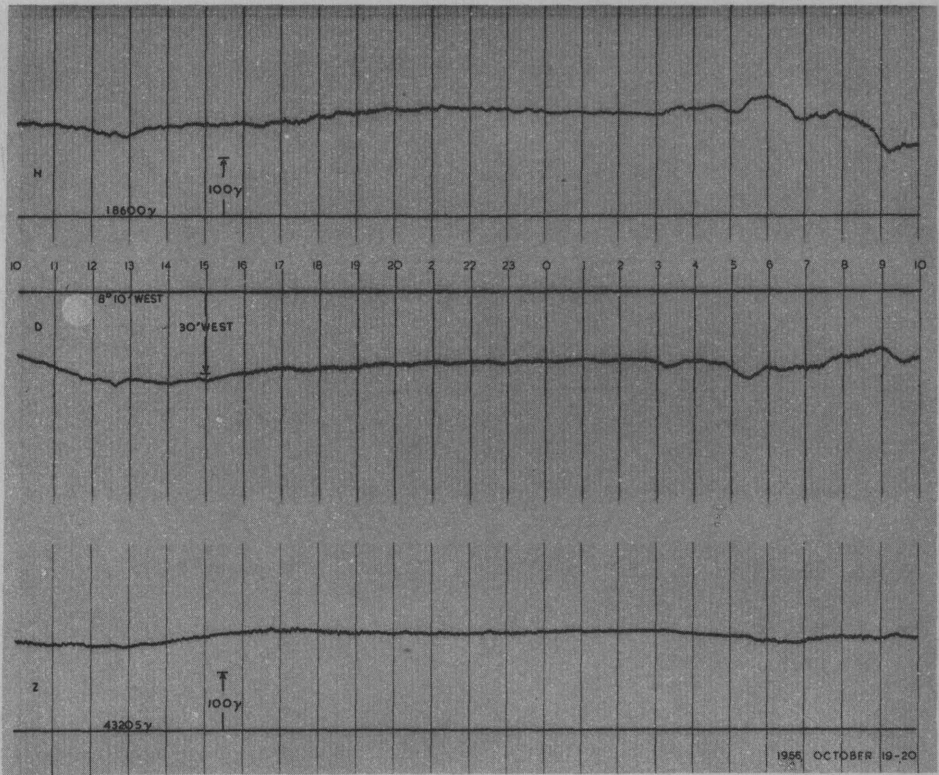
1956

OCTOBER 17-18

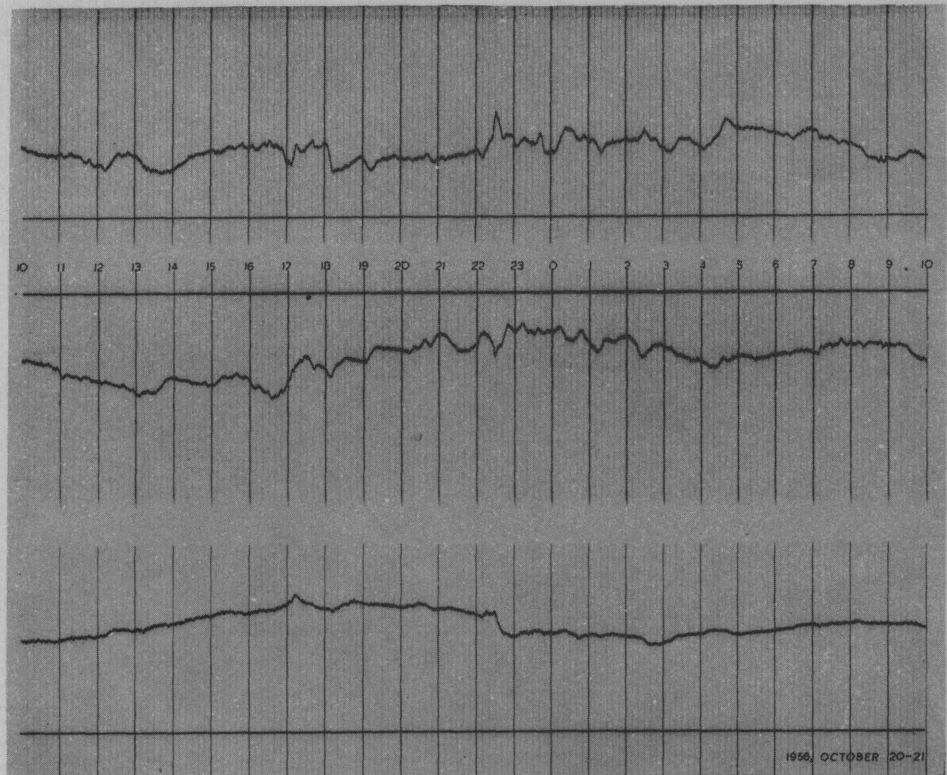


OCTOBER 18-19

1956

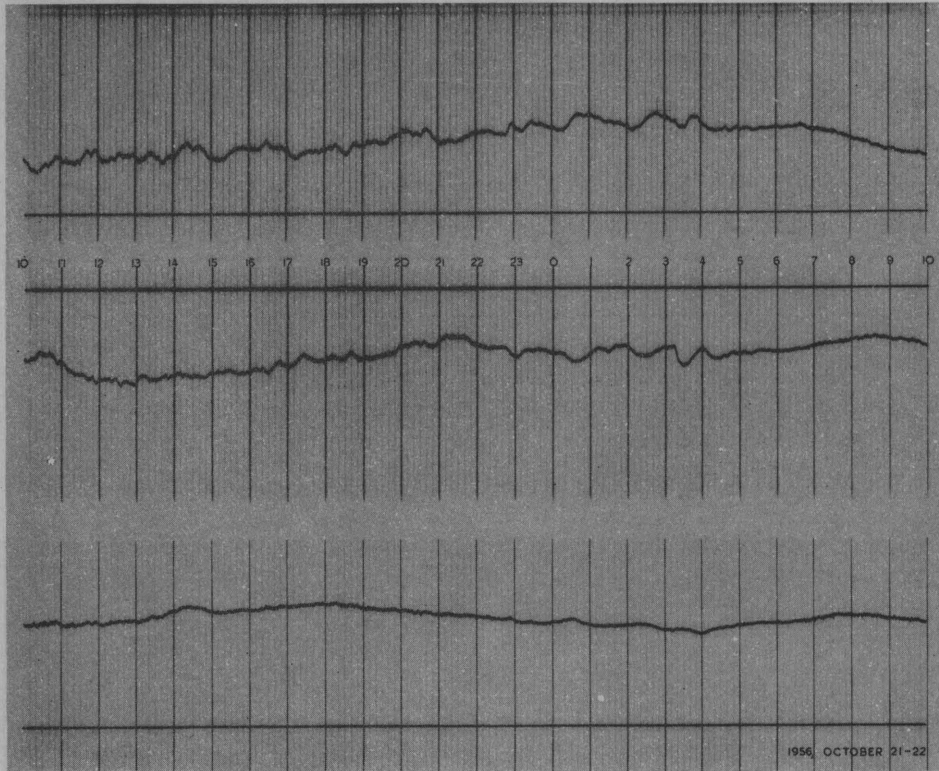


OCTOBER 19-20

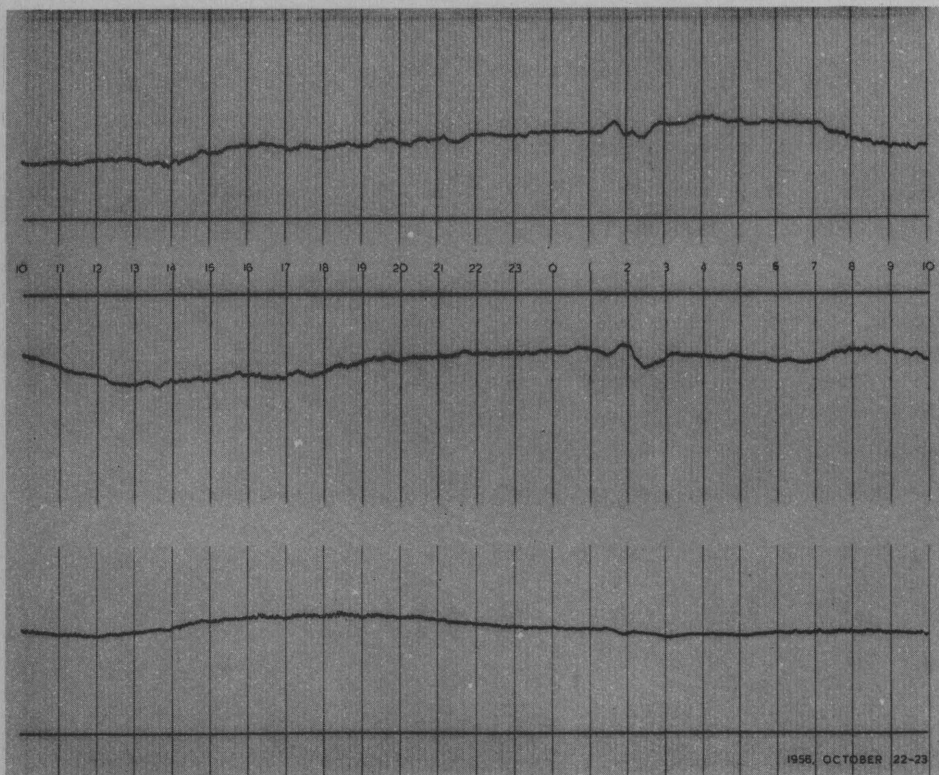


OCTOBER 20-21

1956

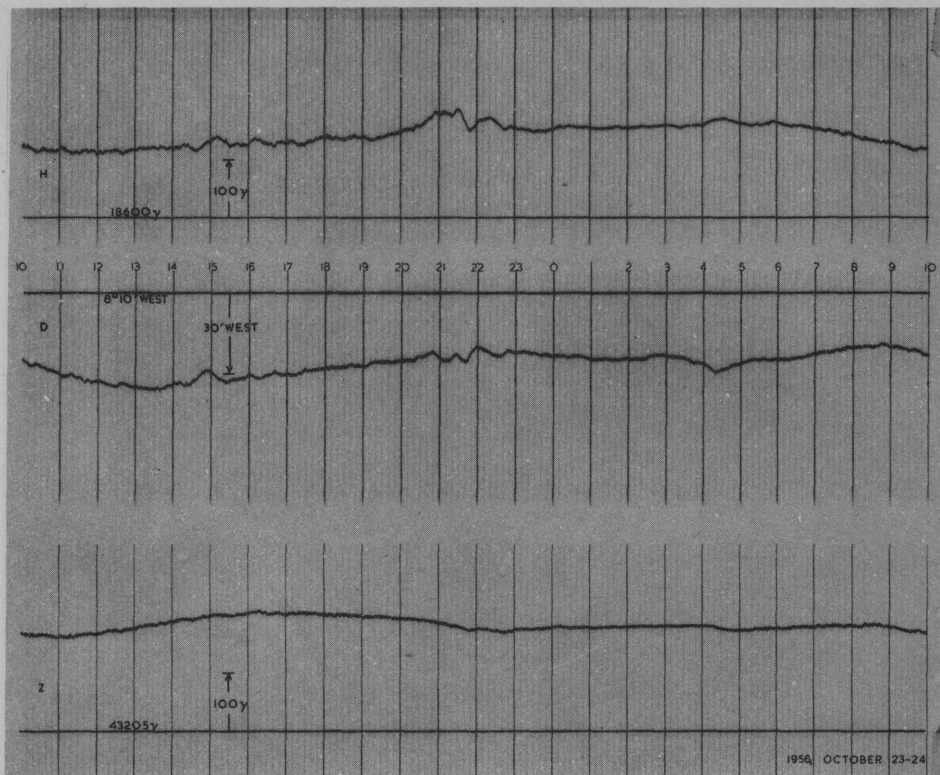


OCTOBER 21-22

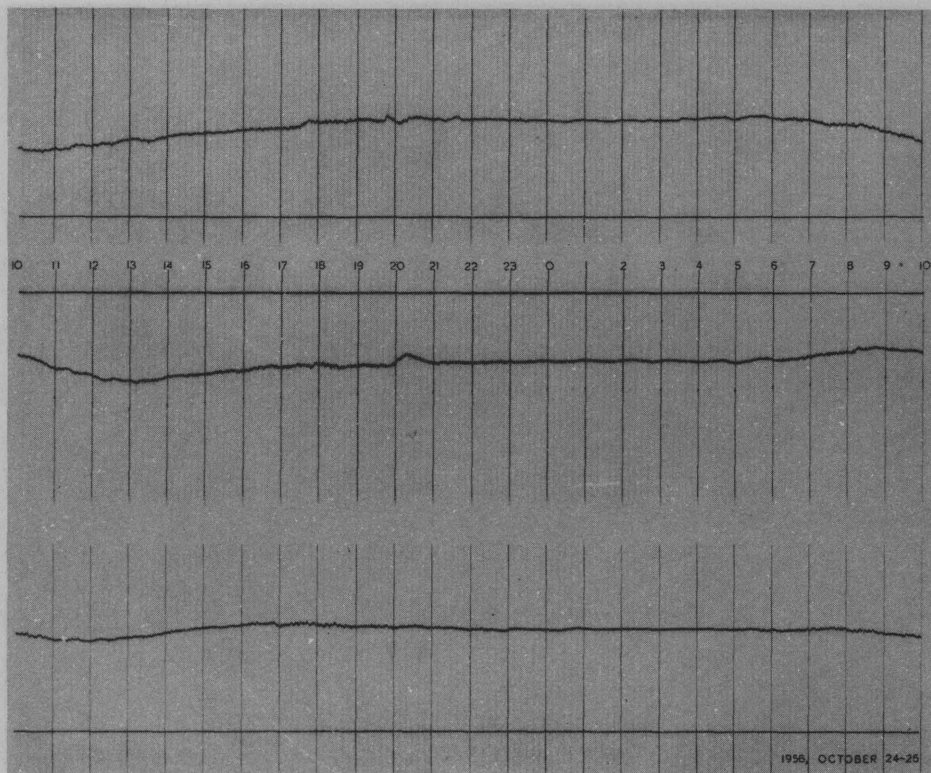


OCTOBER 22-23

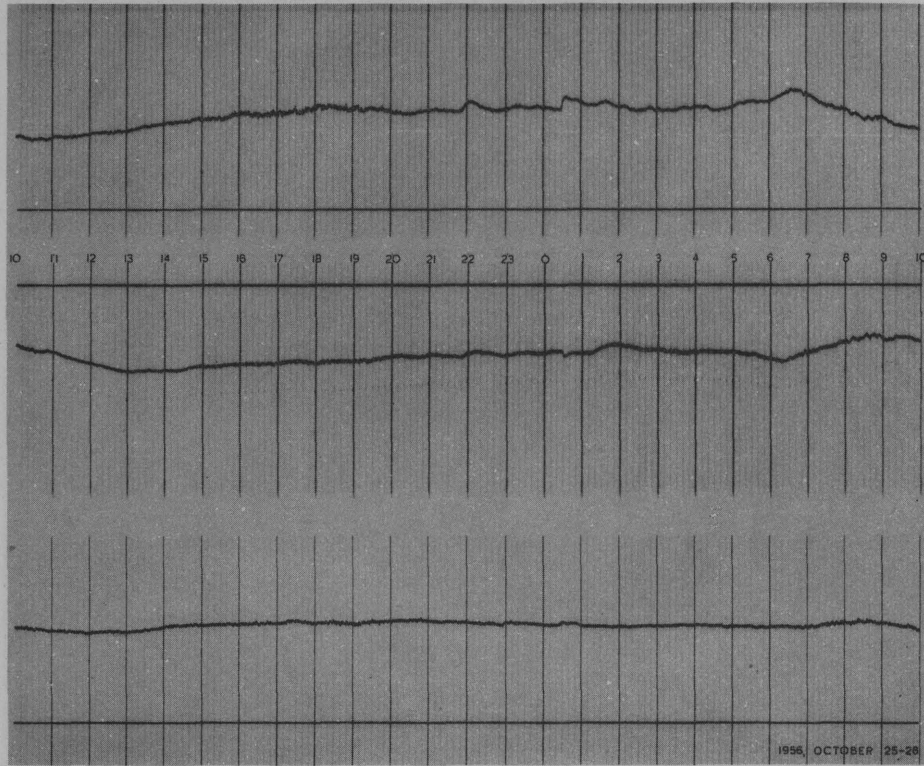
1956



OCTOBER 23-24

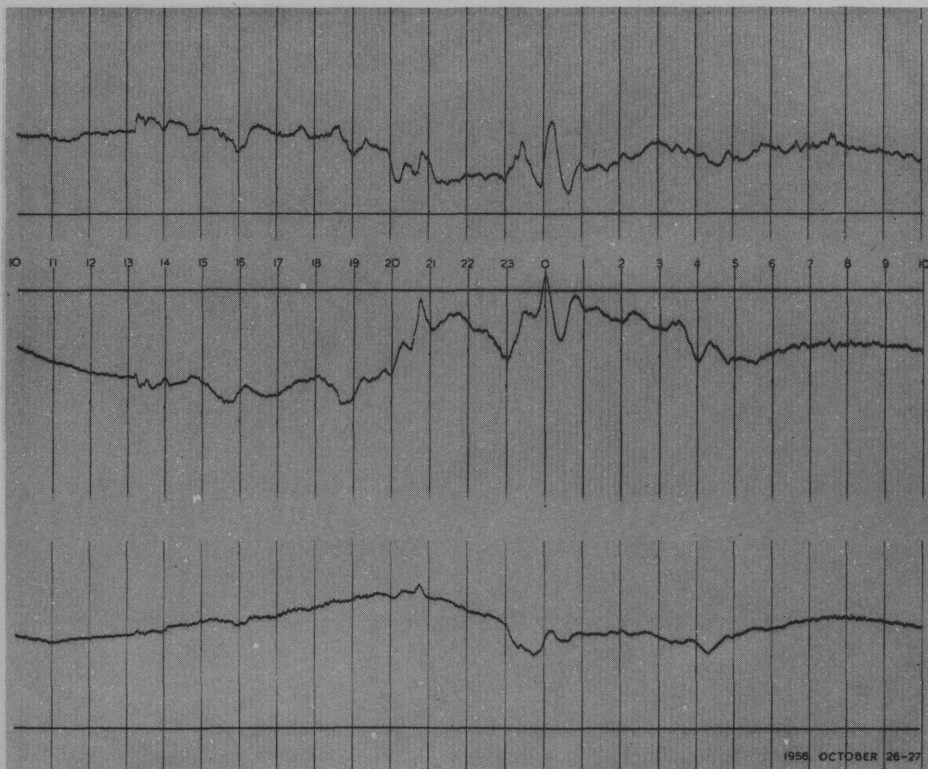


OCTOBER 24-25



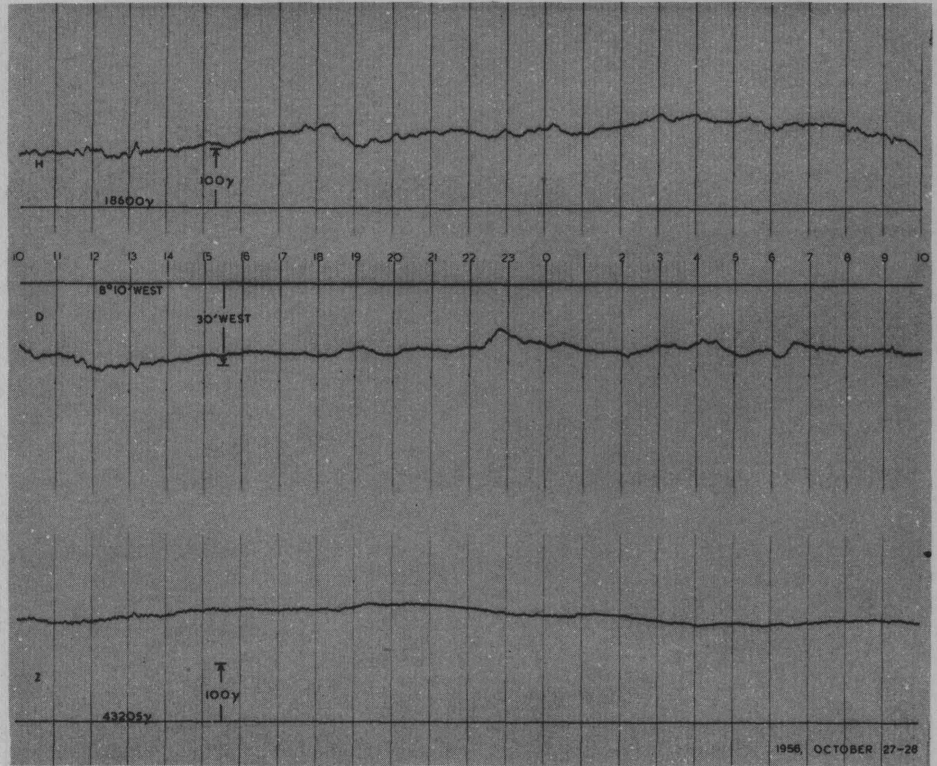
1956

OCTOBER 25-26

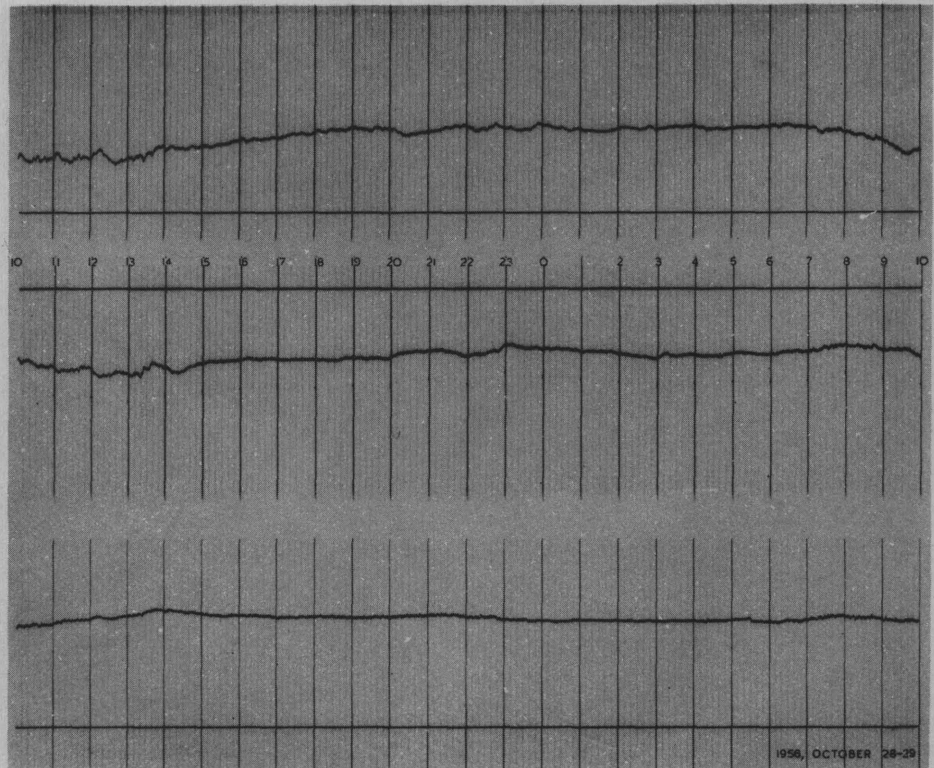


OCTOBER 26-27

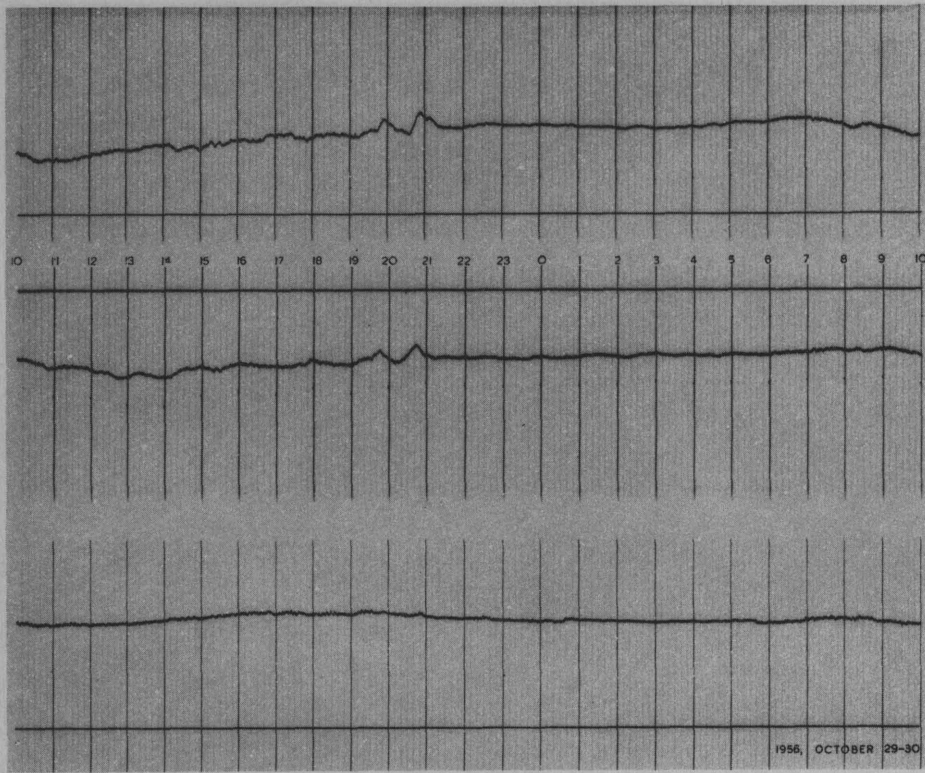
1956



OCTOBER 27-28

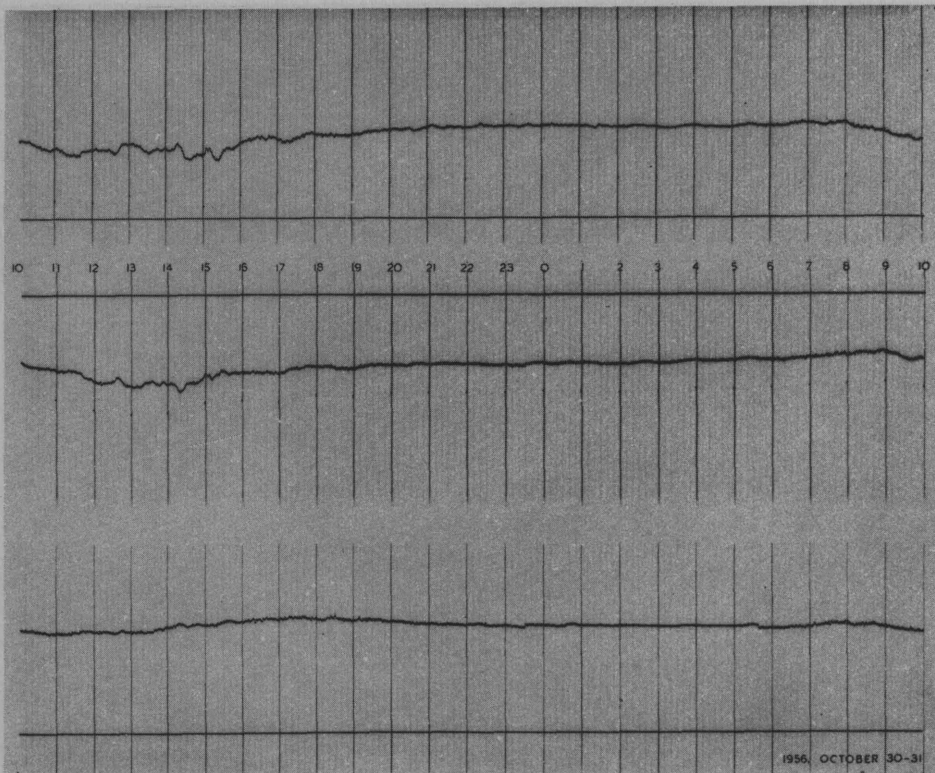


OCTOBER 28-29



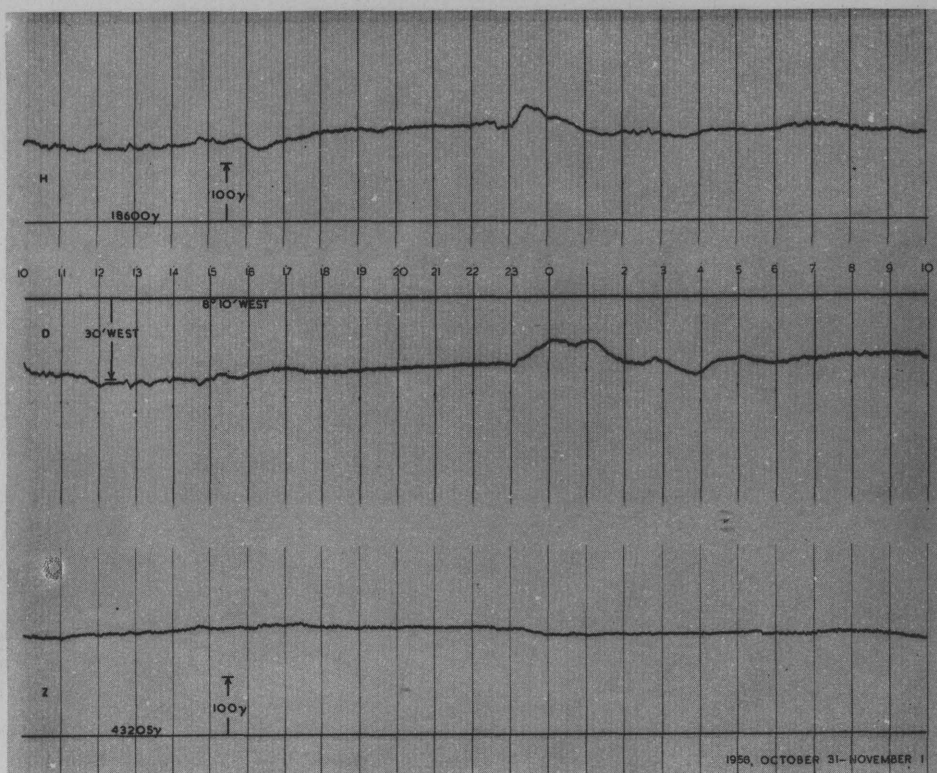
1956

OCTOBER 29-30

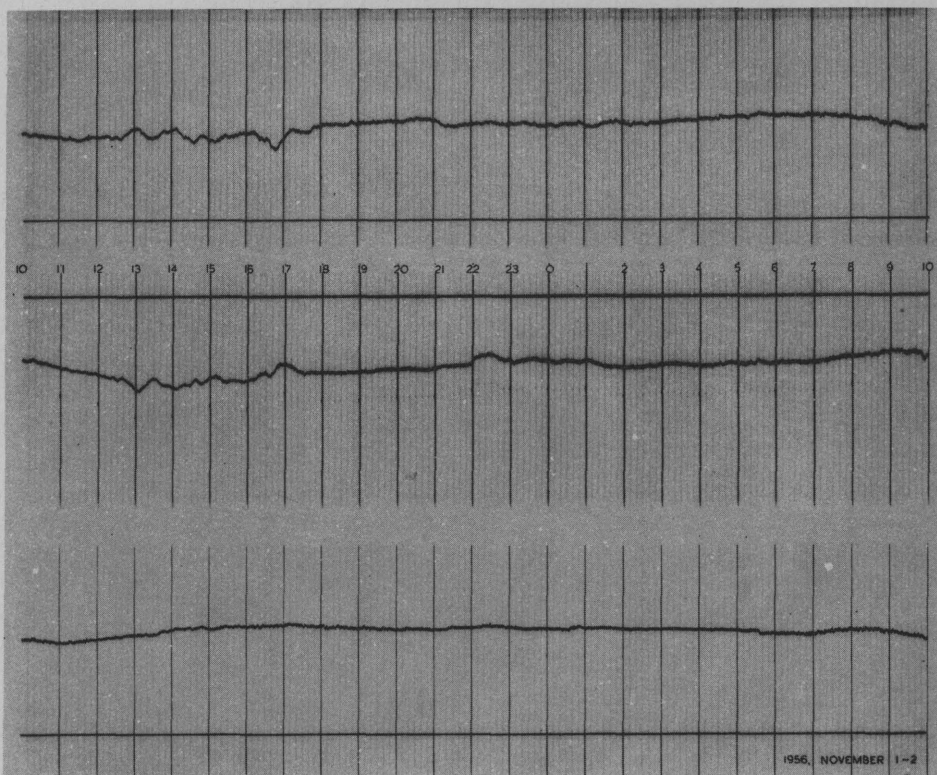


OCTOBER 30-31

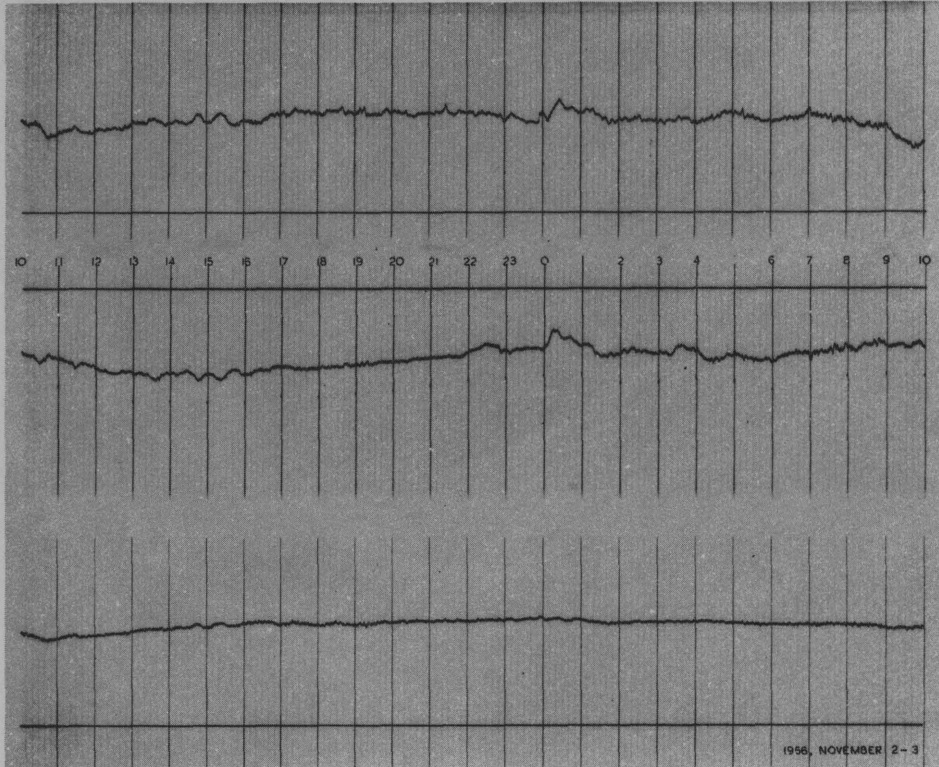
1956



OCT. 31-NOV. 1

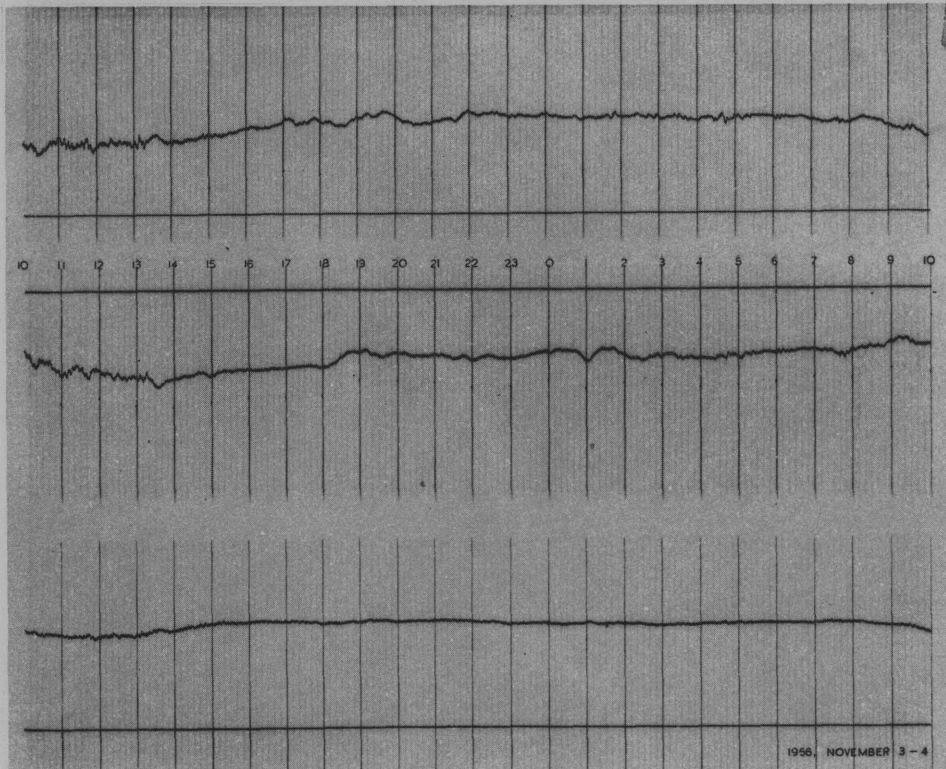


NOVEMBER 1-2



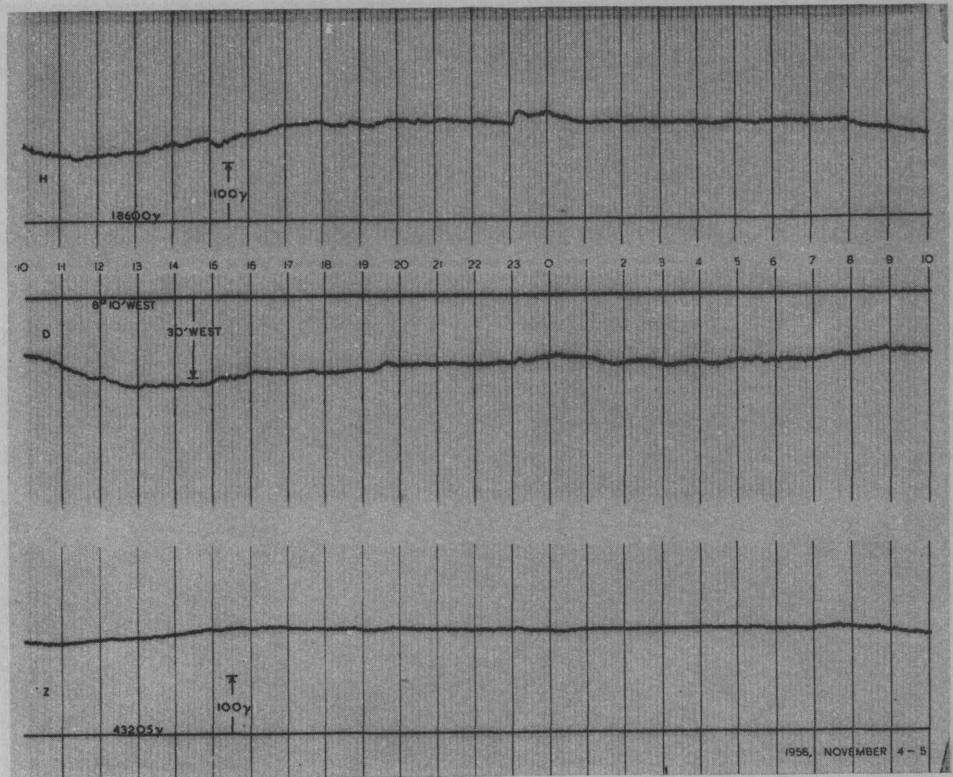
1956

NOVEMBER 2-3

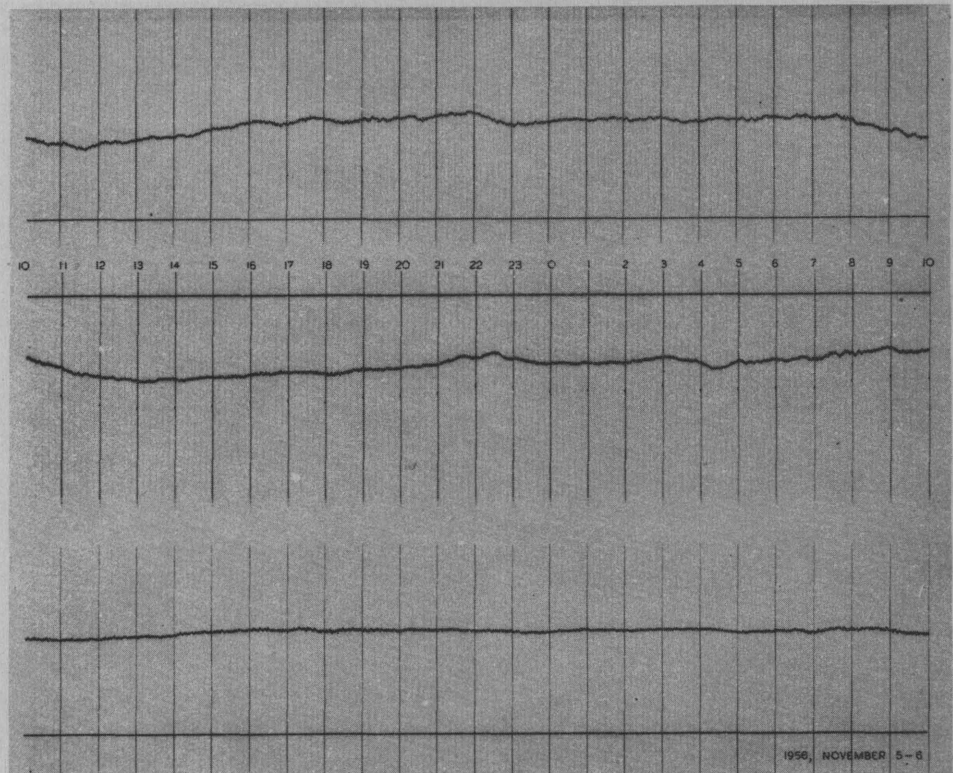


NOVEMBER 3-4

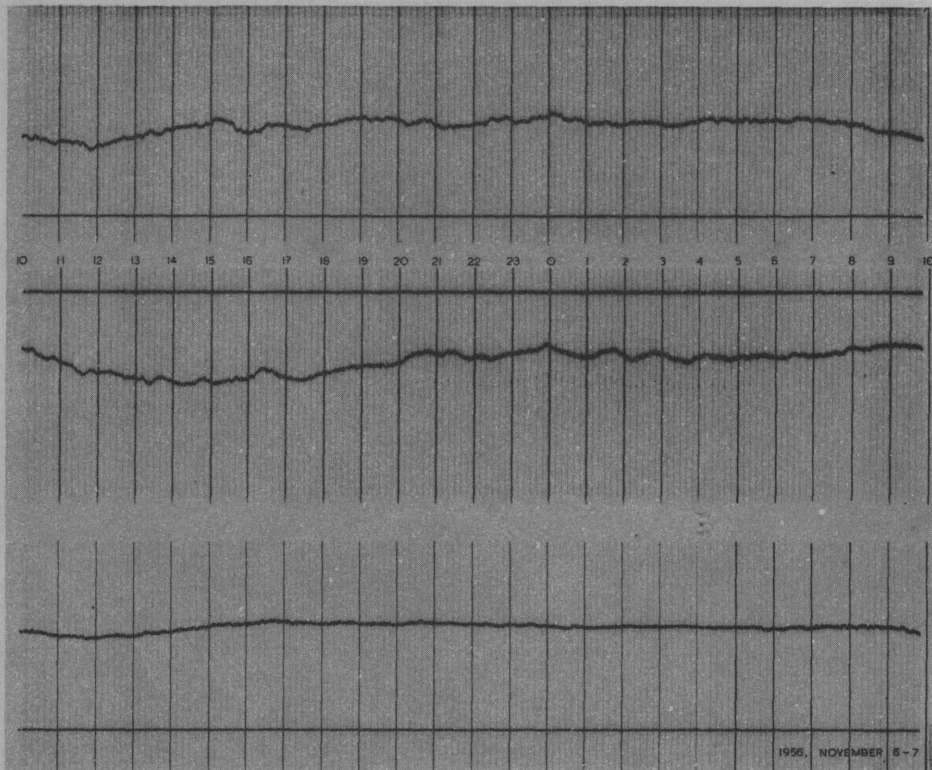
1956



NOVEMBER 4-5

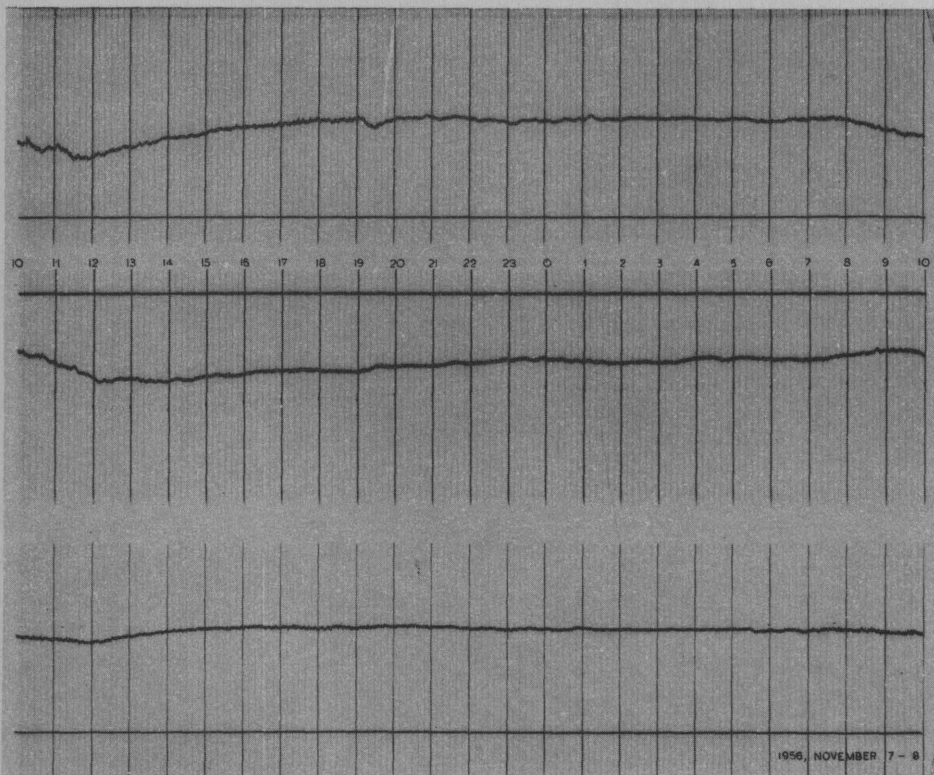


NOVEMBER 5-6



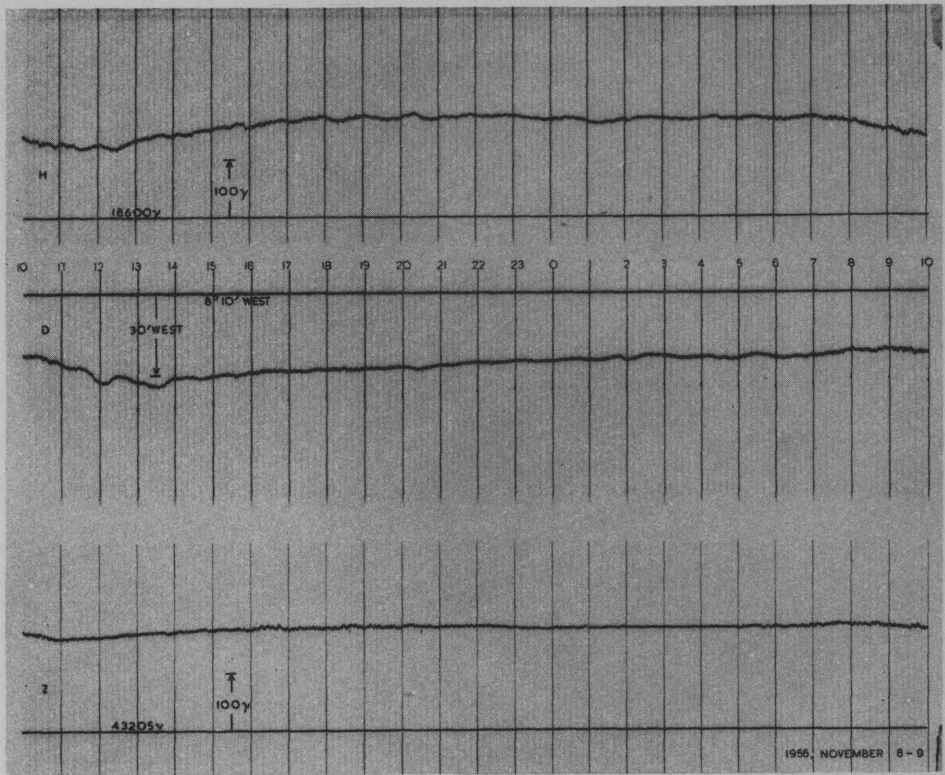
1956

NOVEMBER 6-7

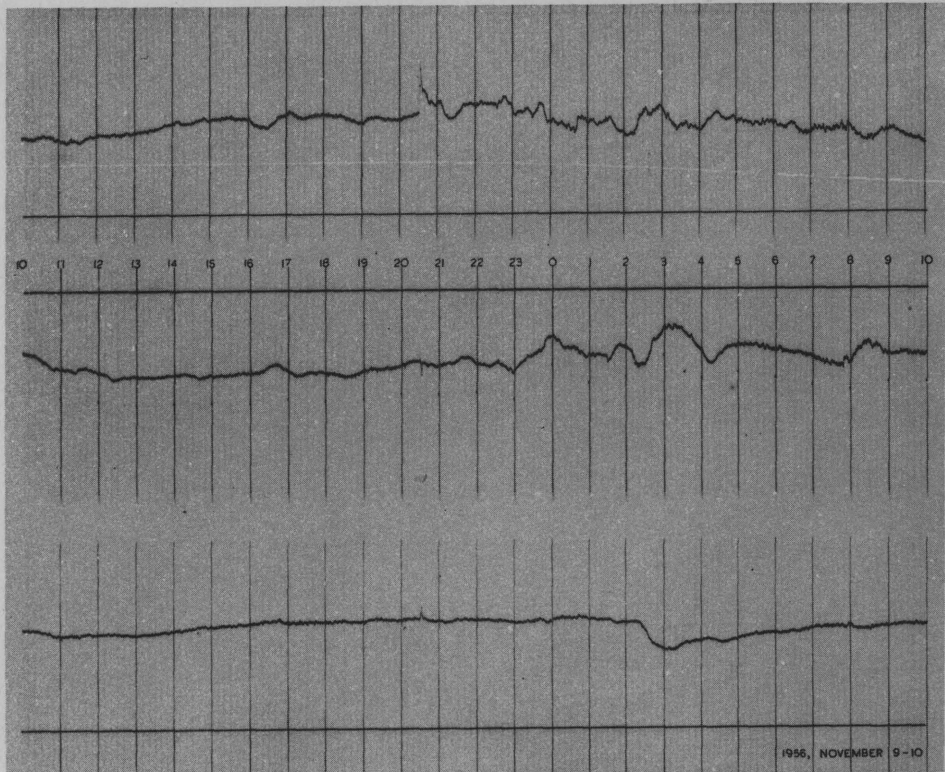


NOVEMBER 7-8

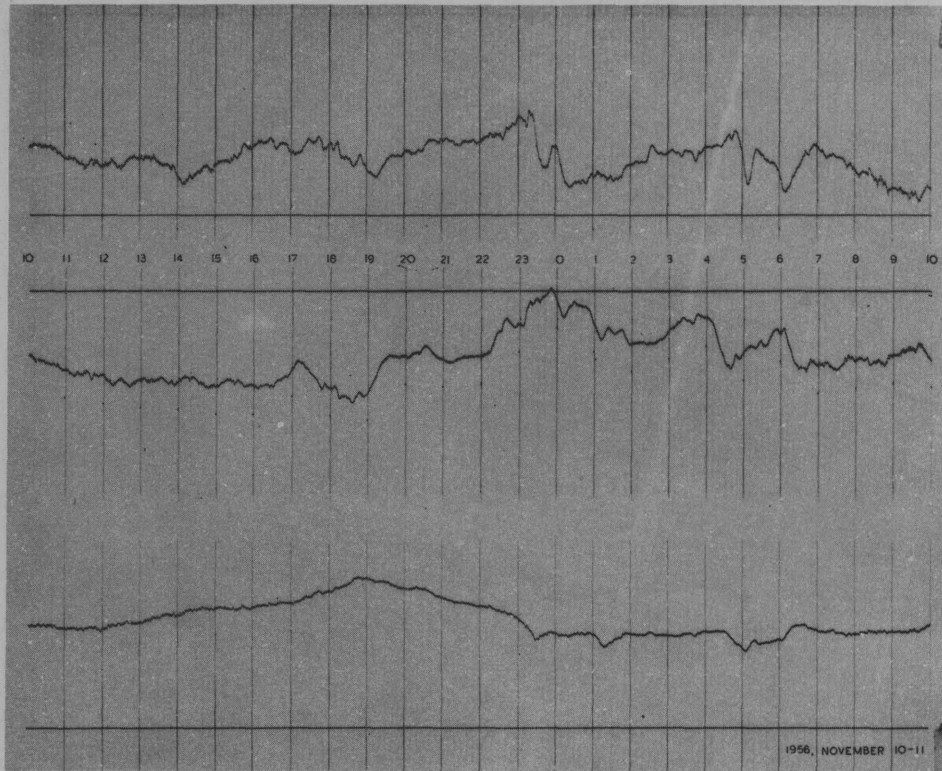
1956



NOVEMBER 8-9

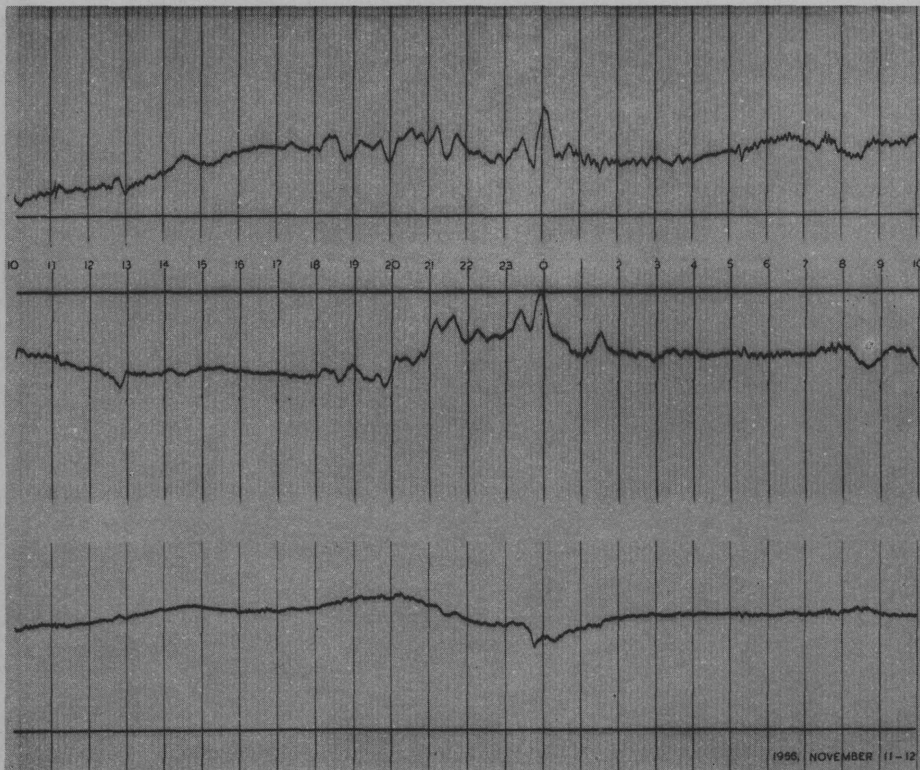


NOVEMBER 9-10



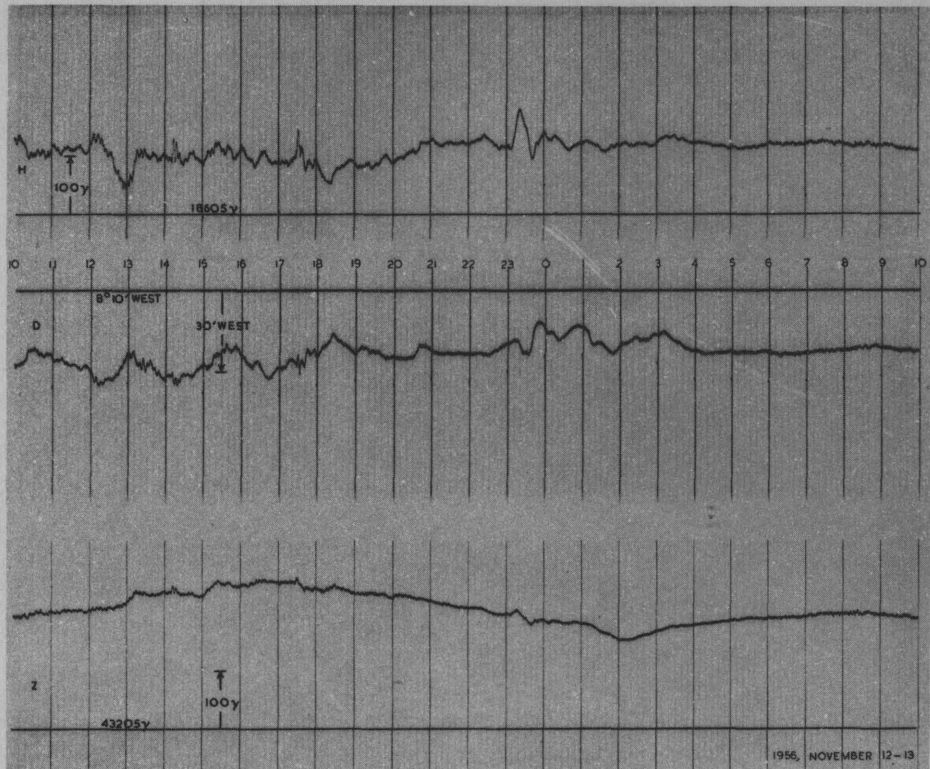
1956

NOVEMBER 10-11



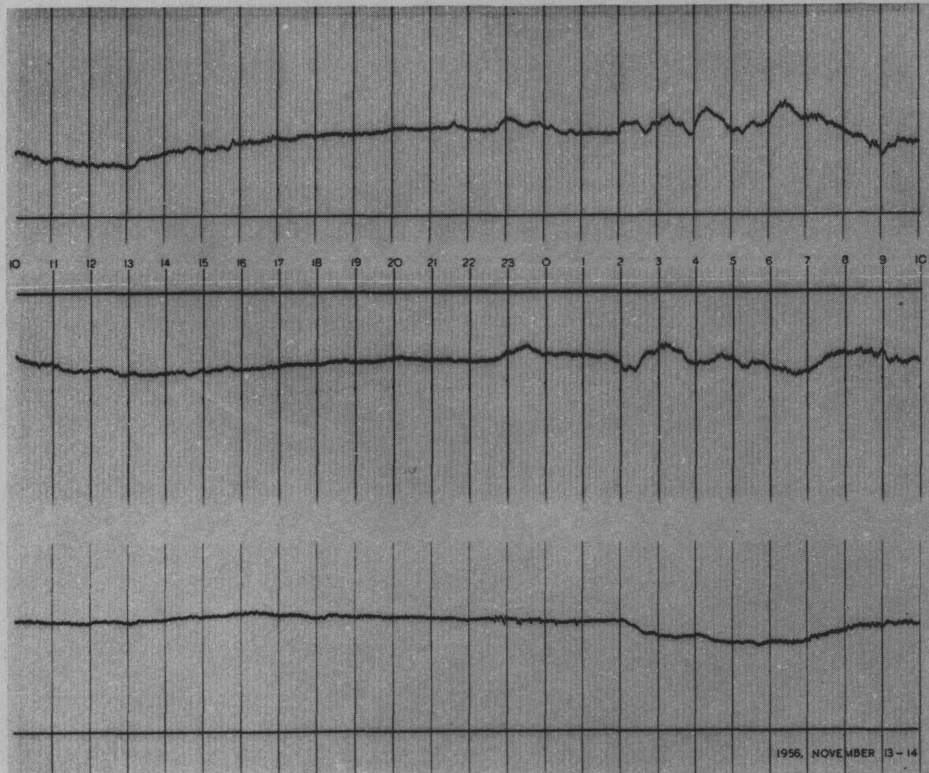
NOVEMBER 11-12

1956



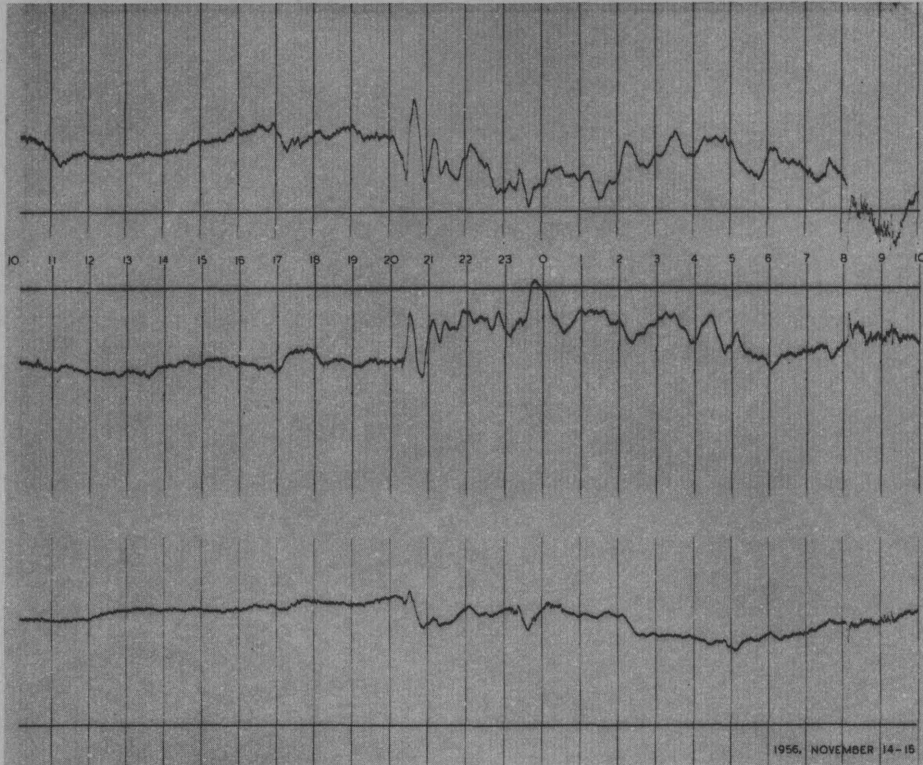
NOVEMBER 12-13

1956, NOVEMBER 12-13



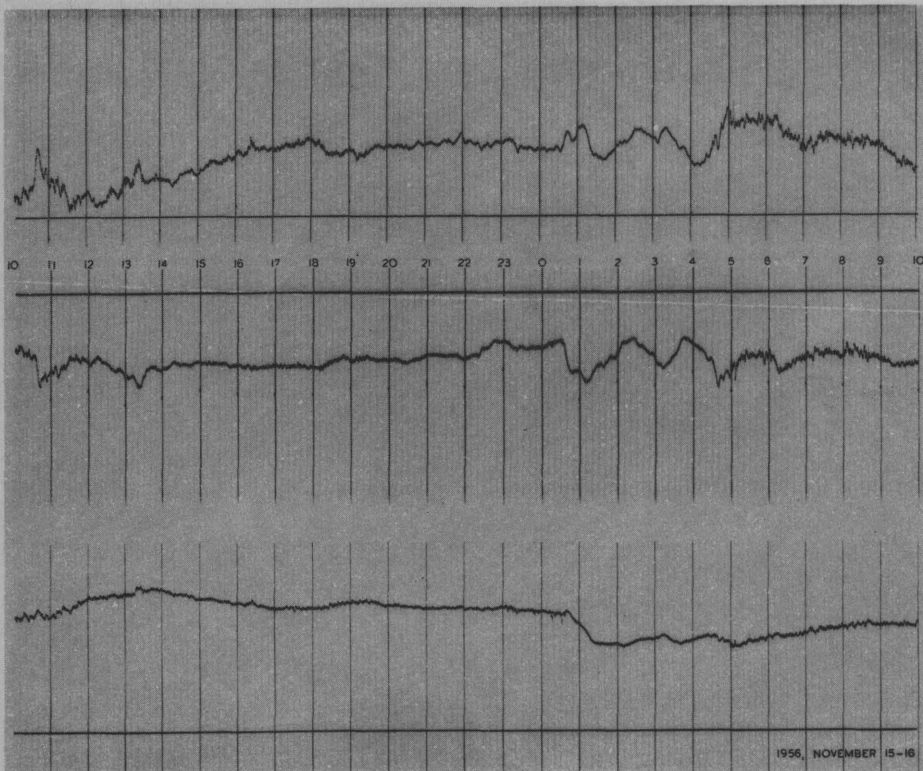
NOVEMBER 13-14

1956, NOVEMBER 13-14



1956

NOVEMBER 14-15

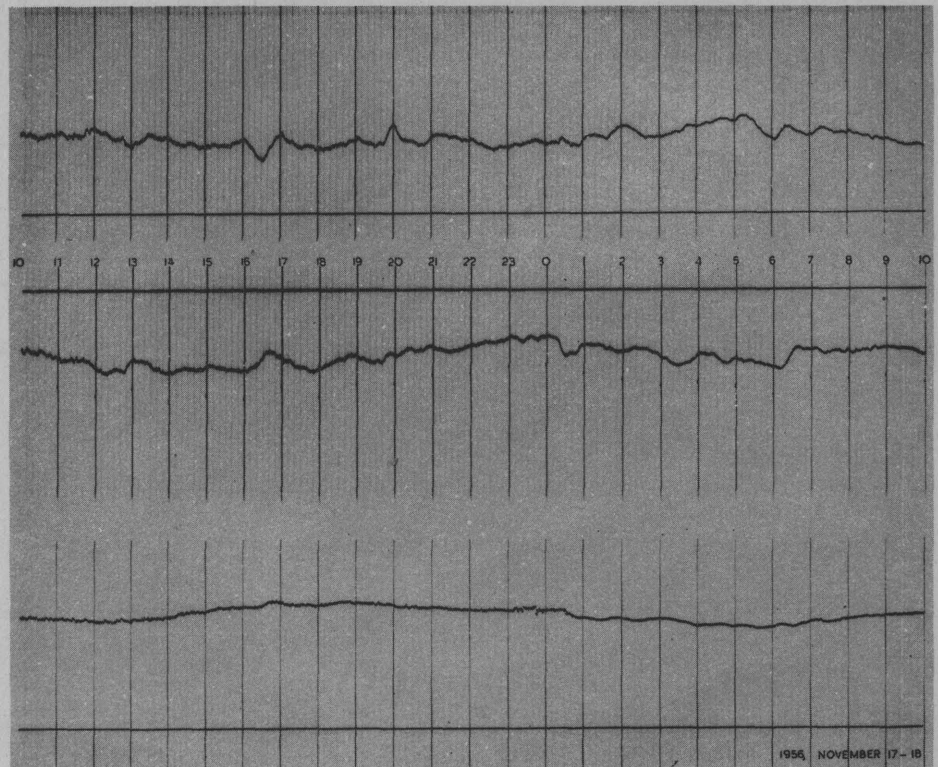


NOVEMBER 15-16

1956

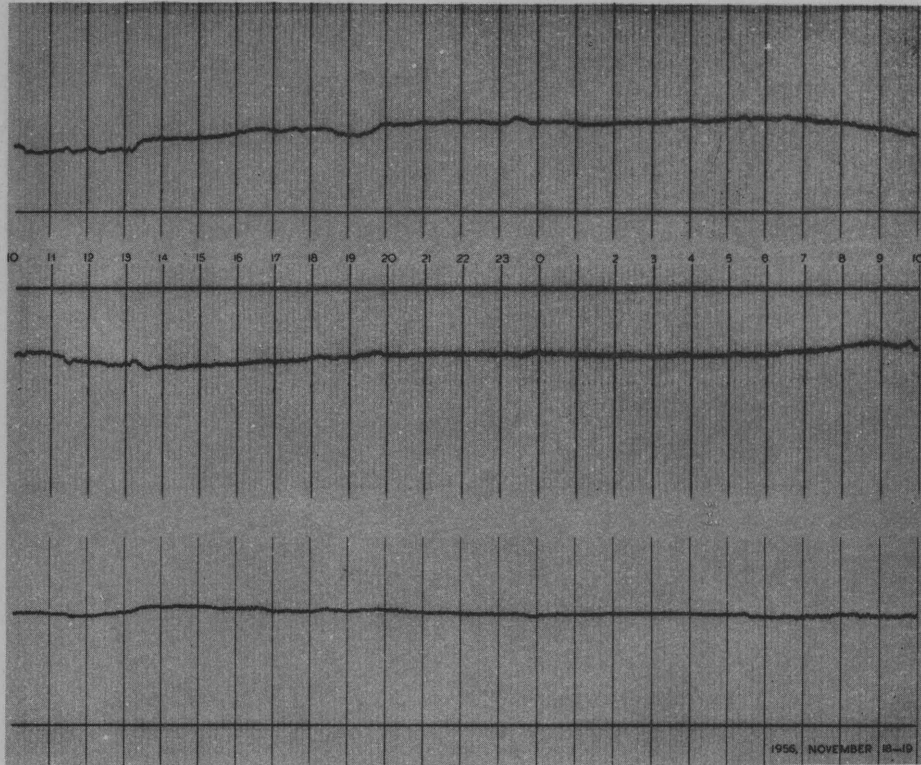


NOVEMBER 16-17

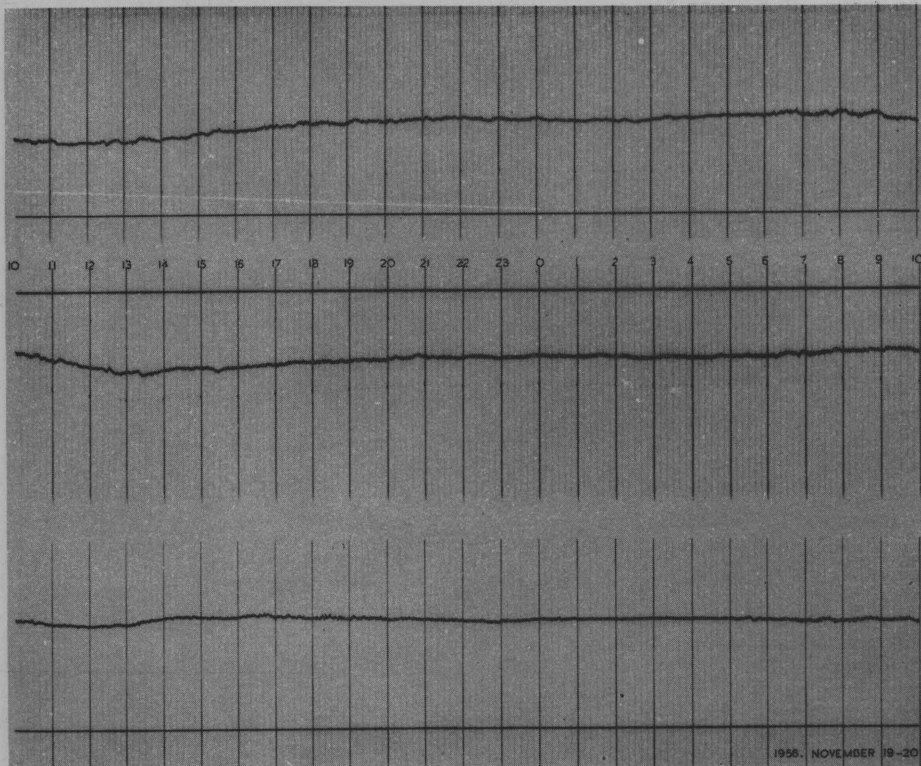


NOVEMBER 17-18

1956

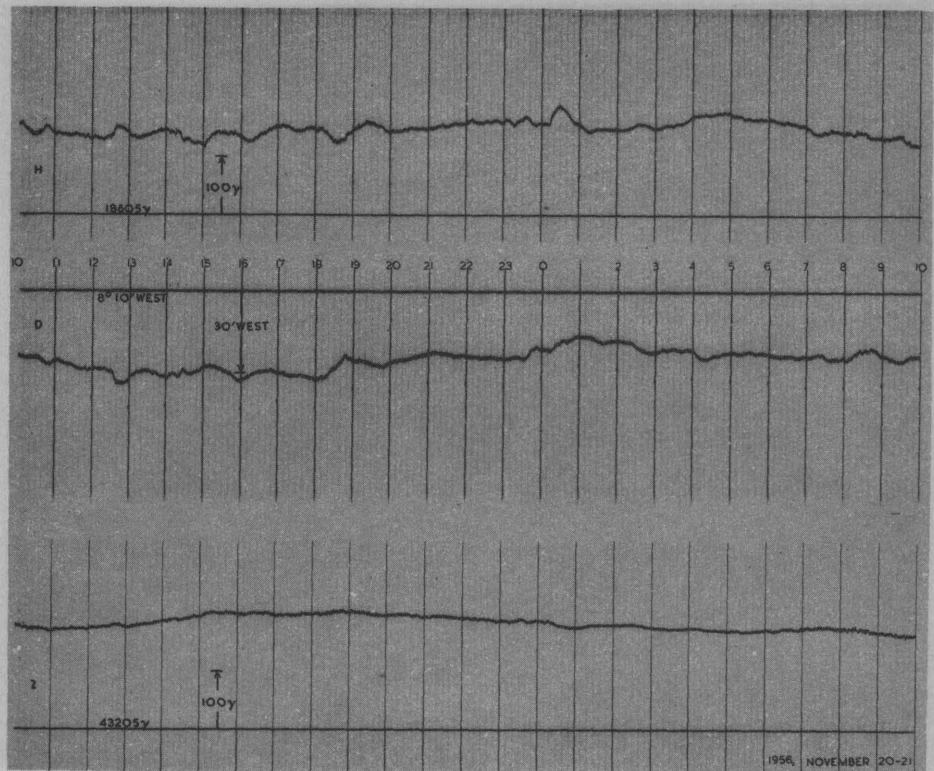


NOVEMBER 18-19

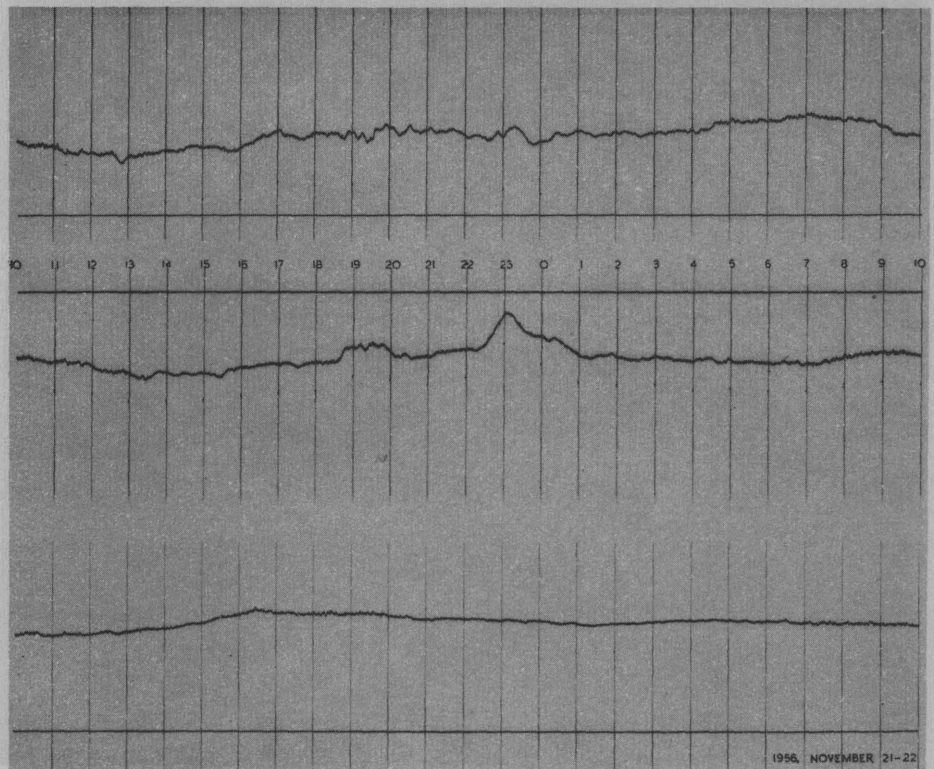


NOVEMBER 19-20

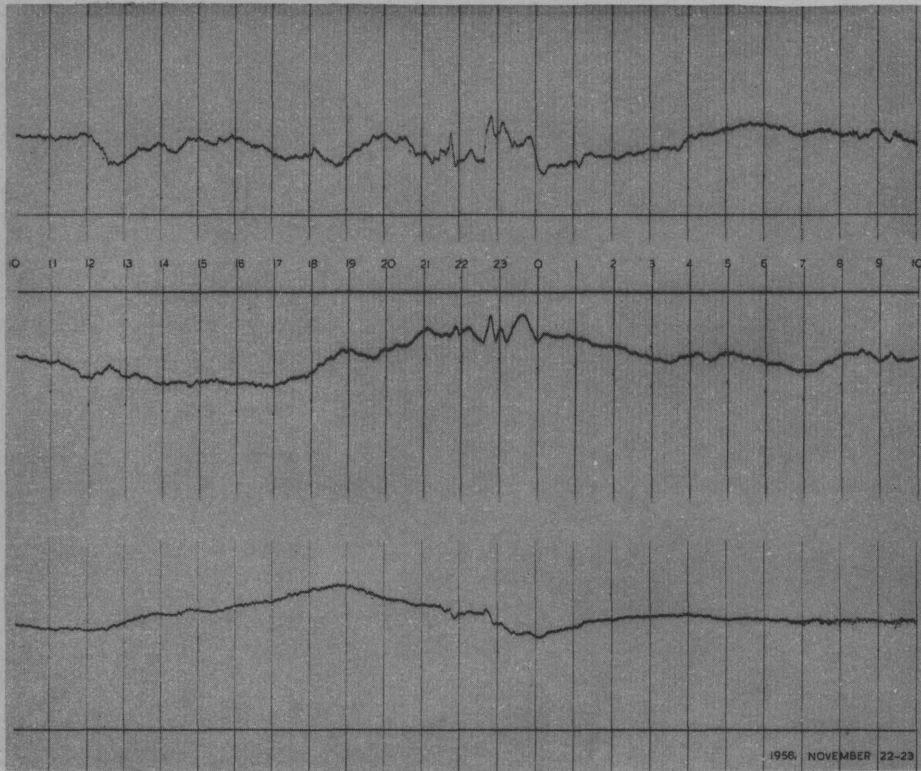
1956



NOVEMBER 20-21

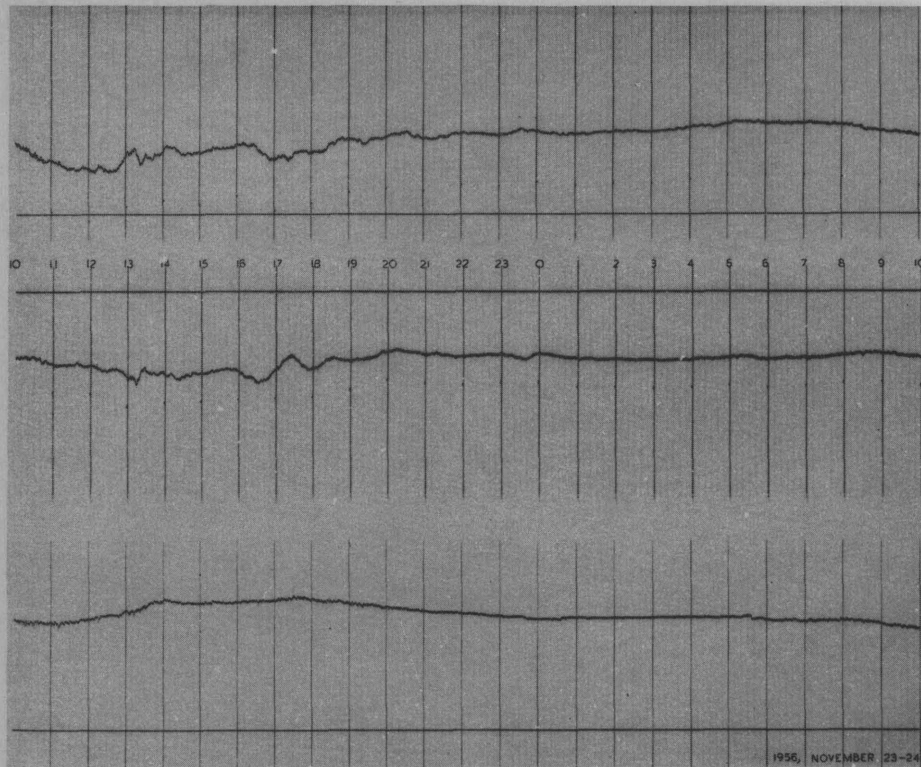


NOVEMBER 21-22



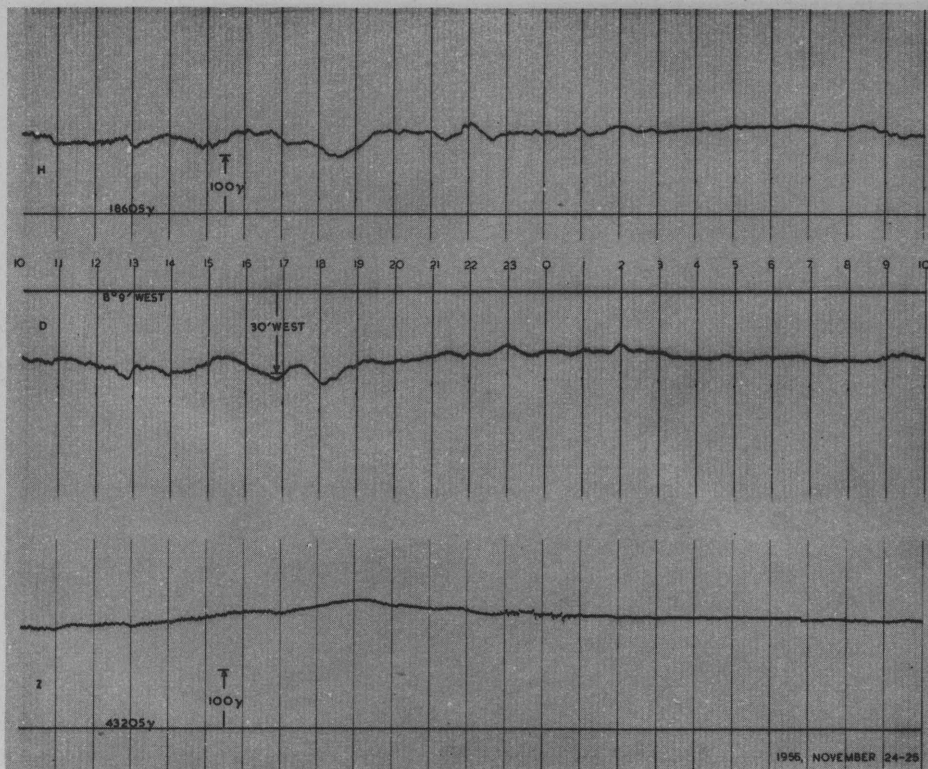
1956

NOVEMBER 22-23

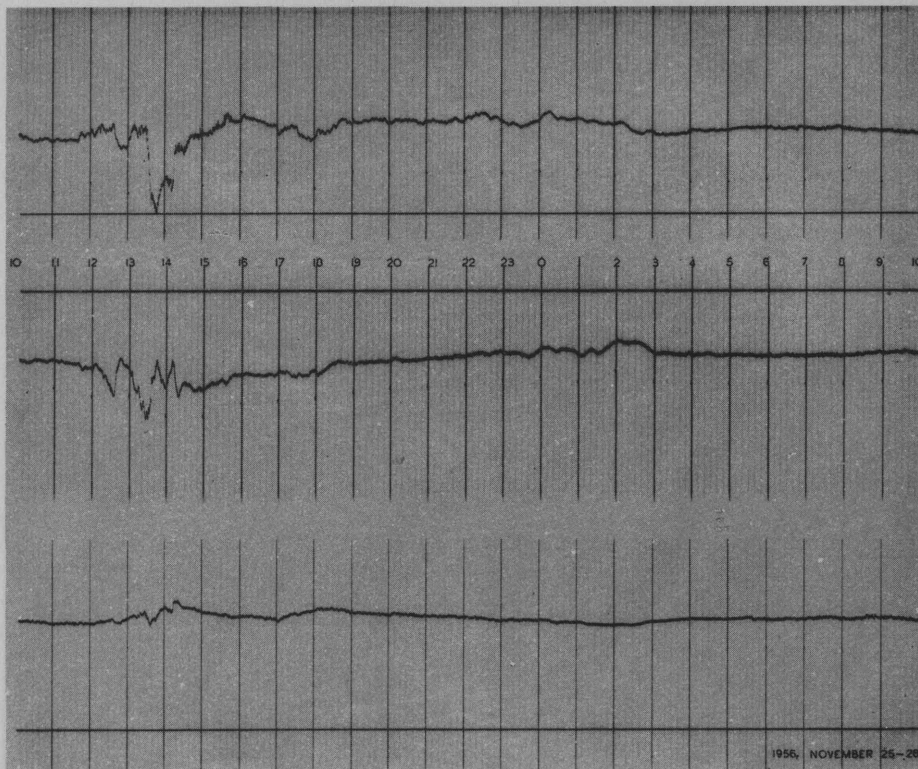


NOVEMBER 23-24

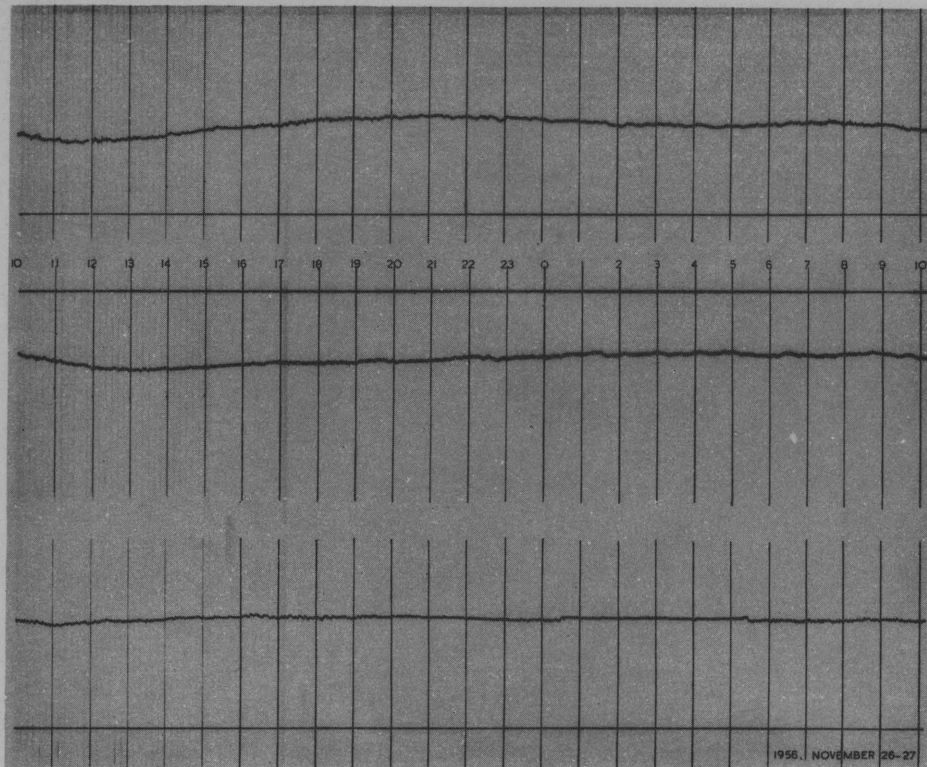
1956



NOVEMBER 24-25

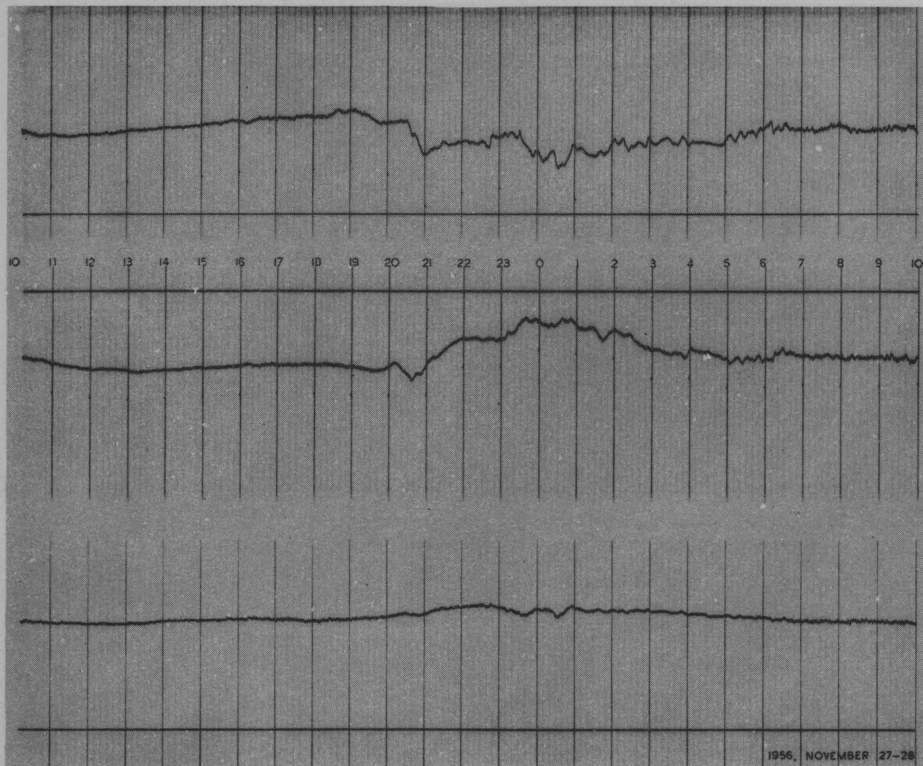


NOVEMBER 25-26



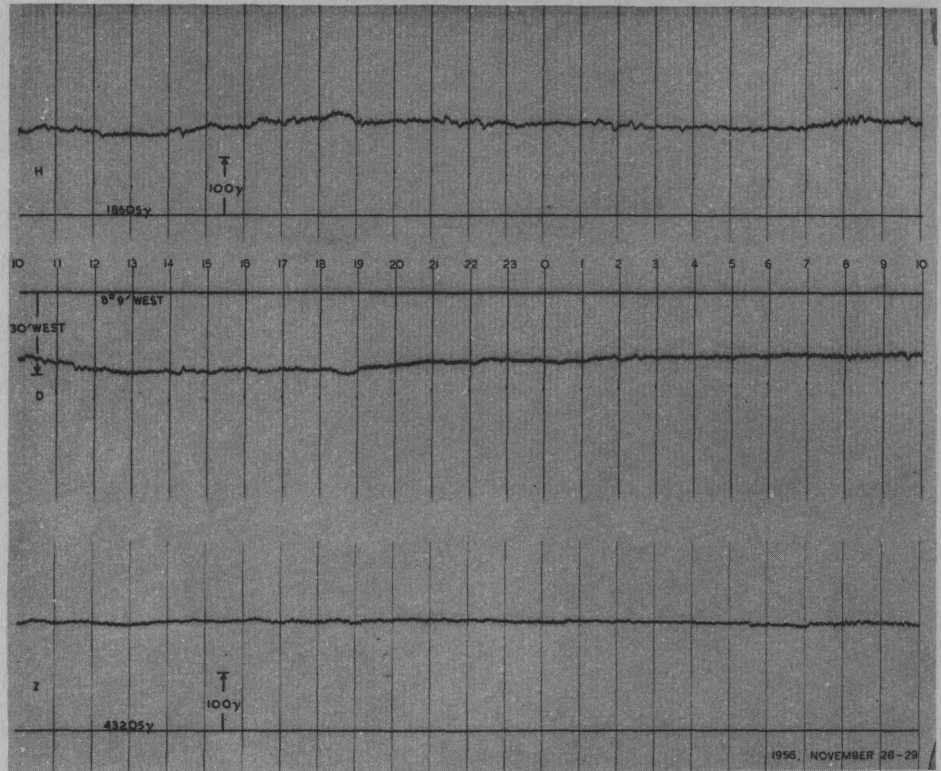
1956

NOVEMBER 26-27

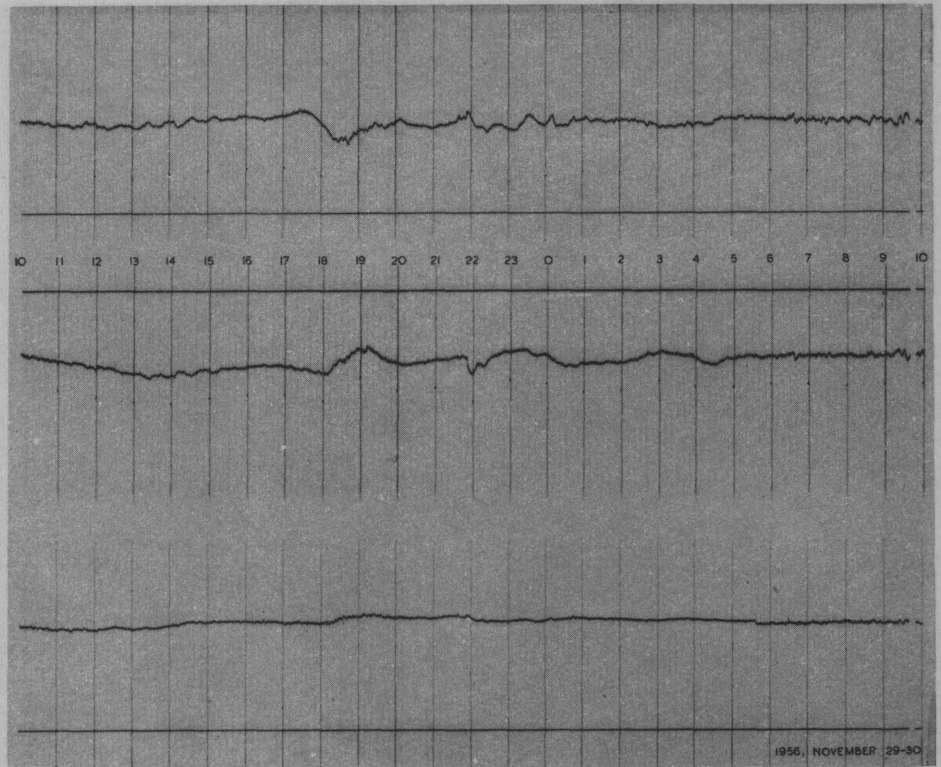


NOVEMBER 27-28

1956

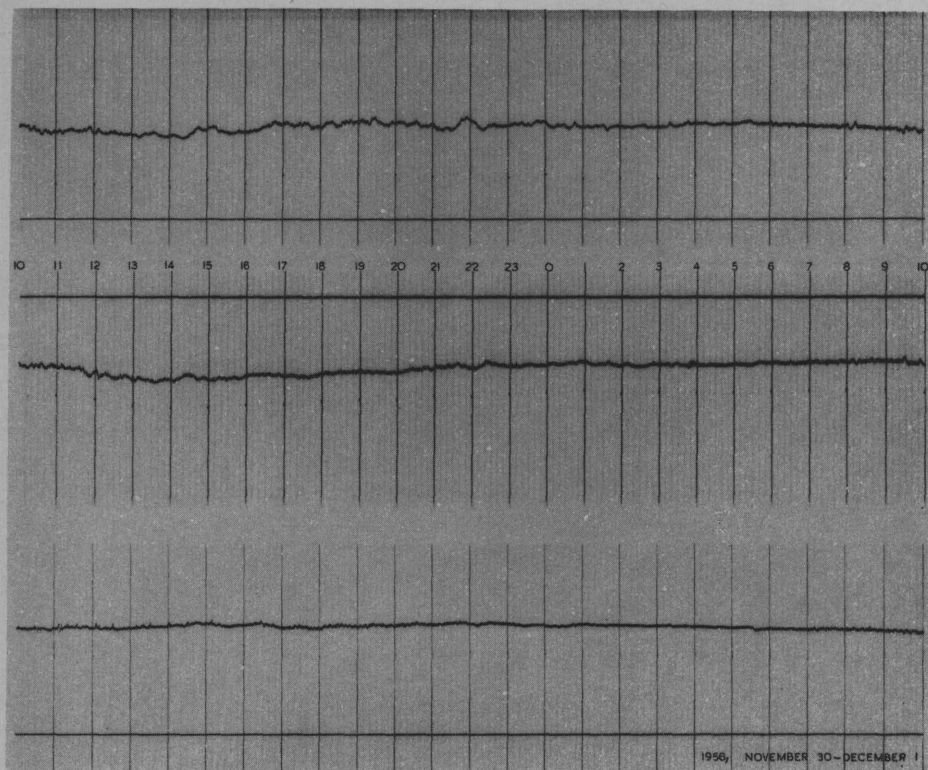


NOVEMBER 28-29

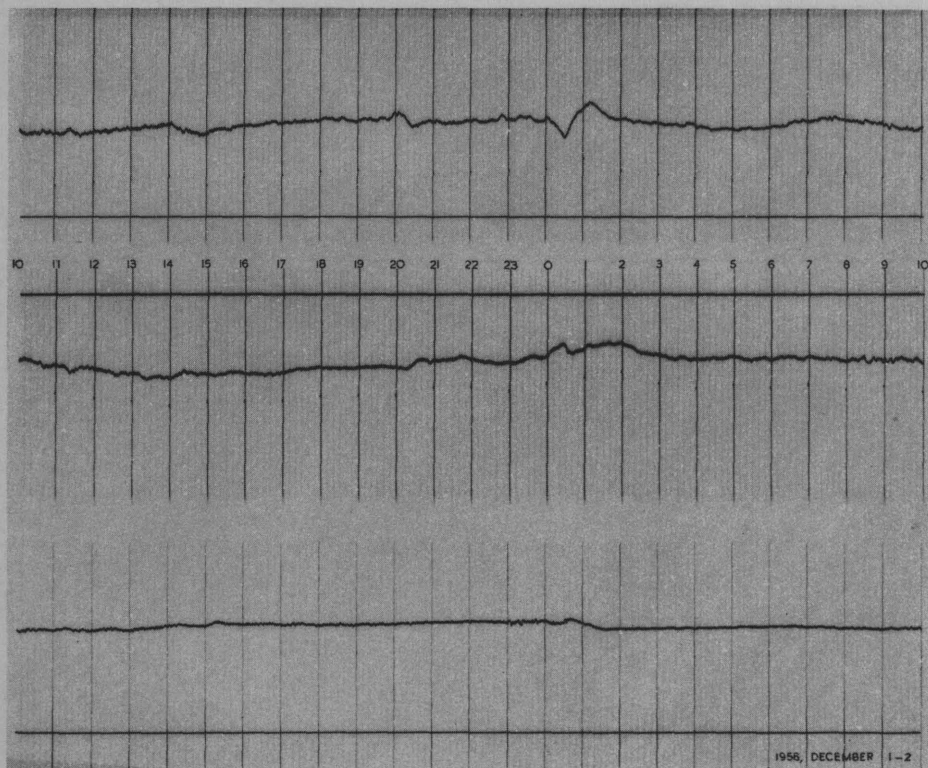


NOVEMBER 29-30

1956

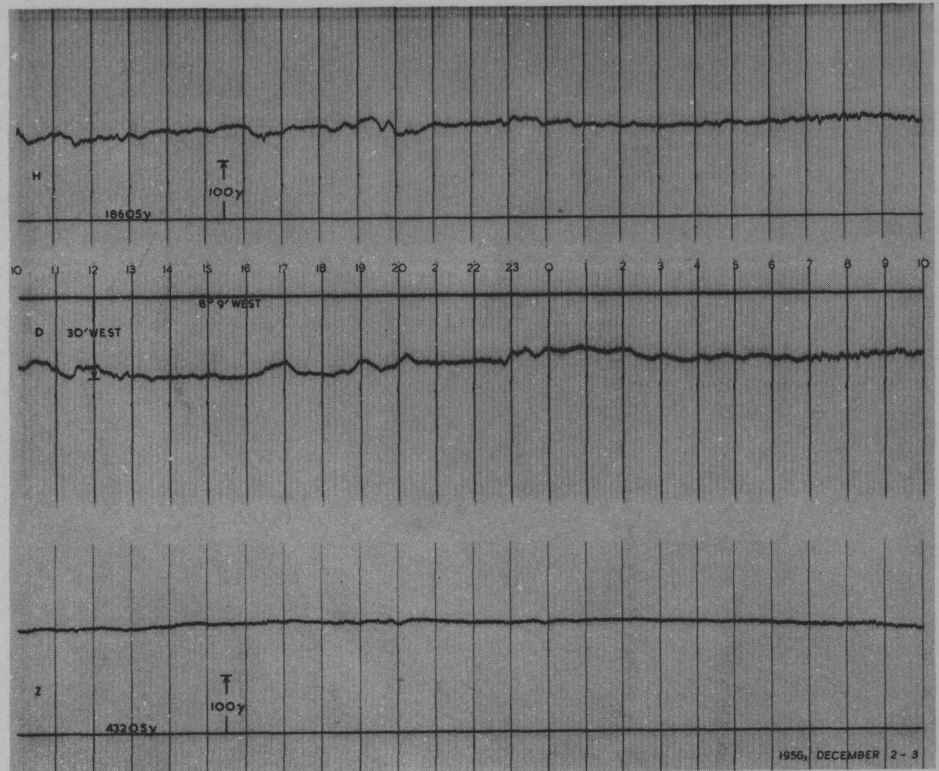


NOV. 30-DEC.1



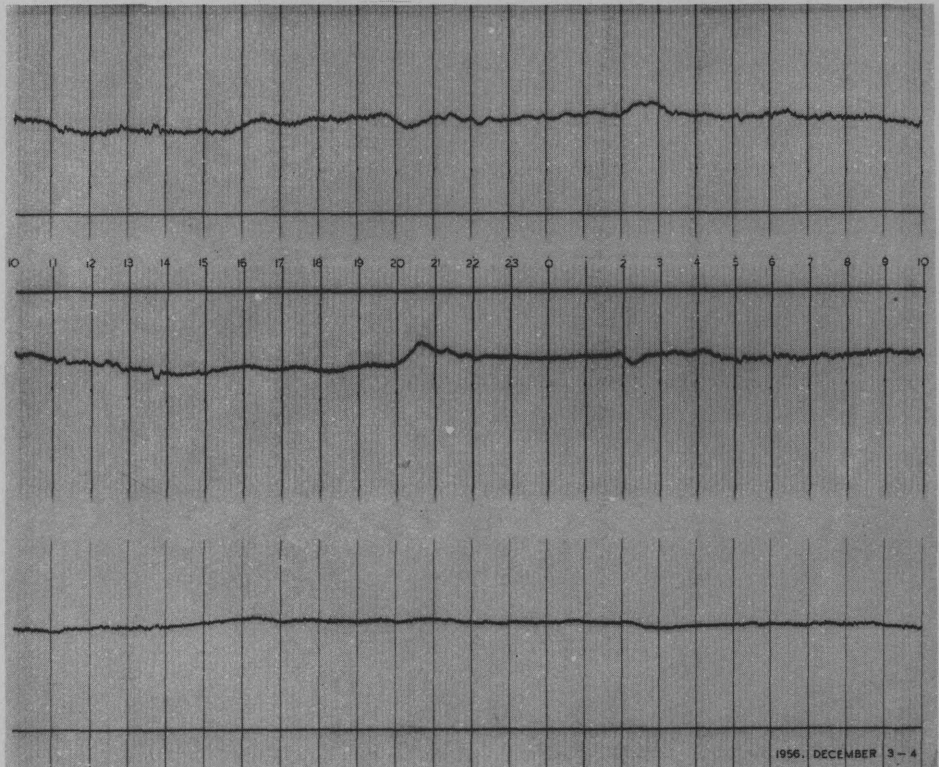
DECEMBER 1-2

1956



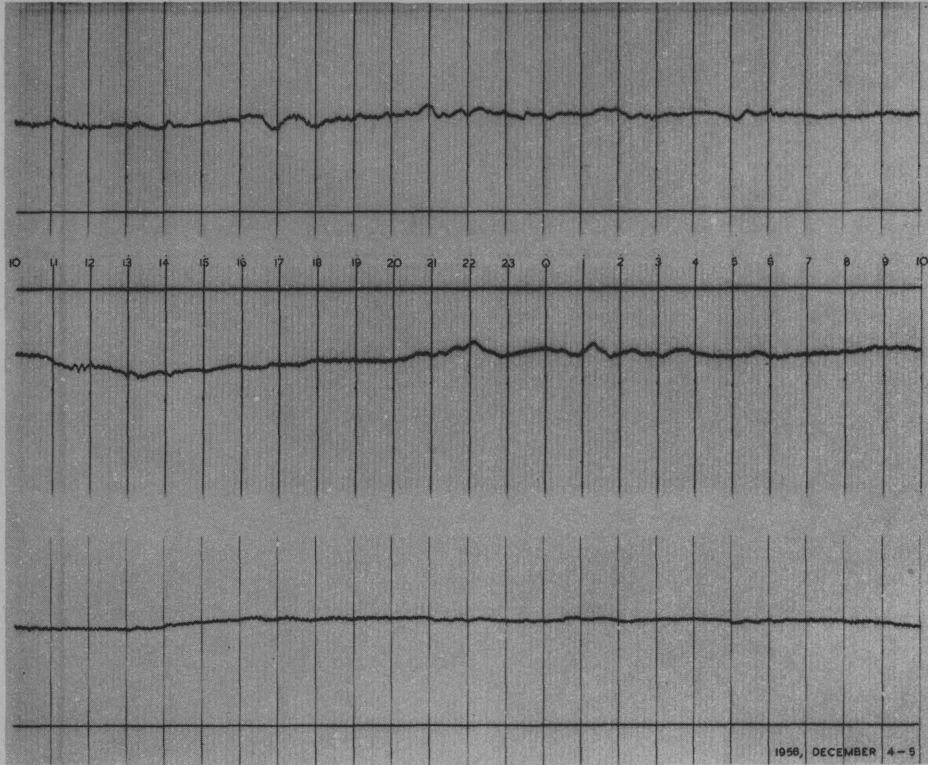
DECEMBER 2-3

1956, DECEMBER 2-3



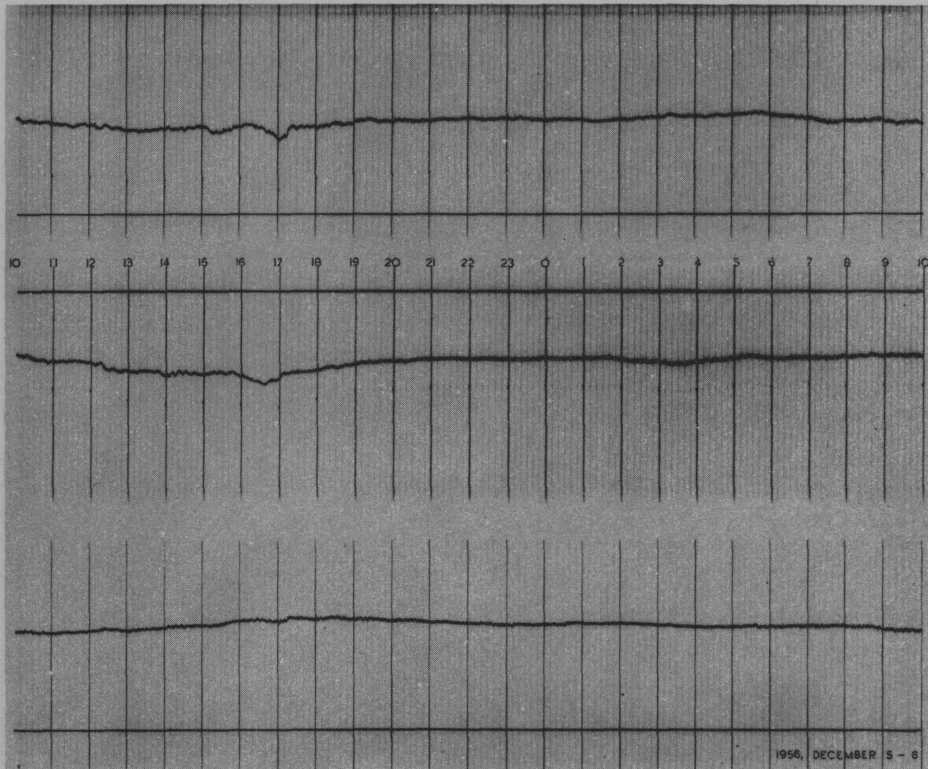
DECEMBER 3-4

1956, DECEMBER 3-4



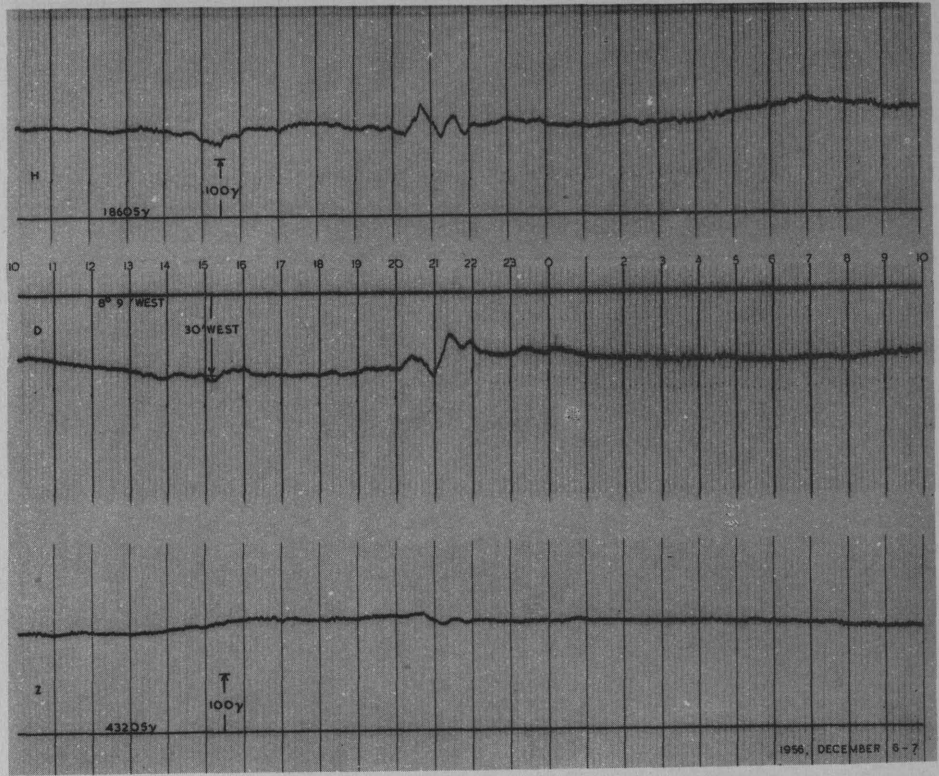
1956

DECEMBER 4-5

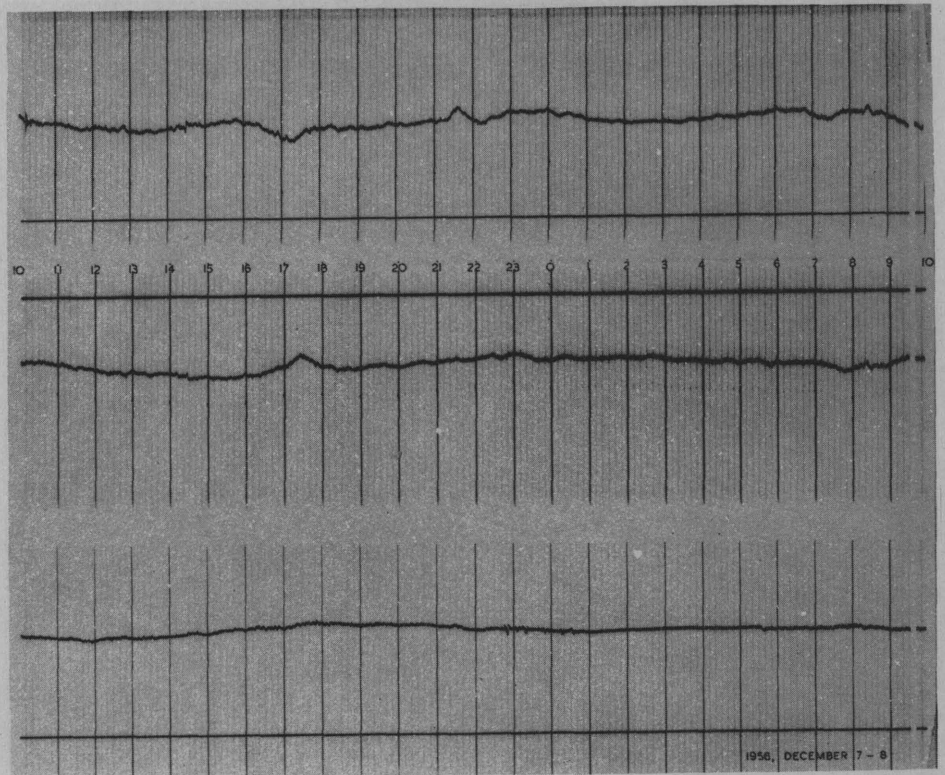


DECEMBER 5-6

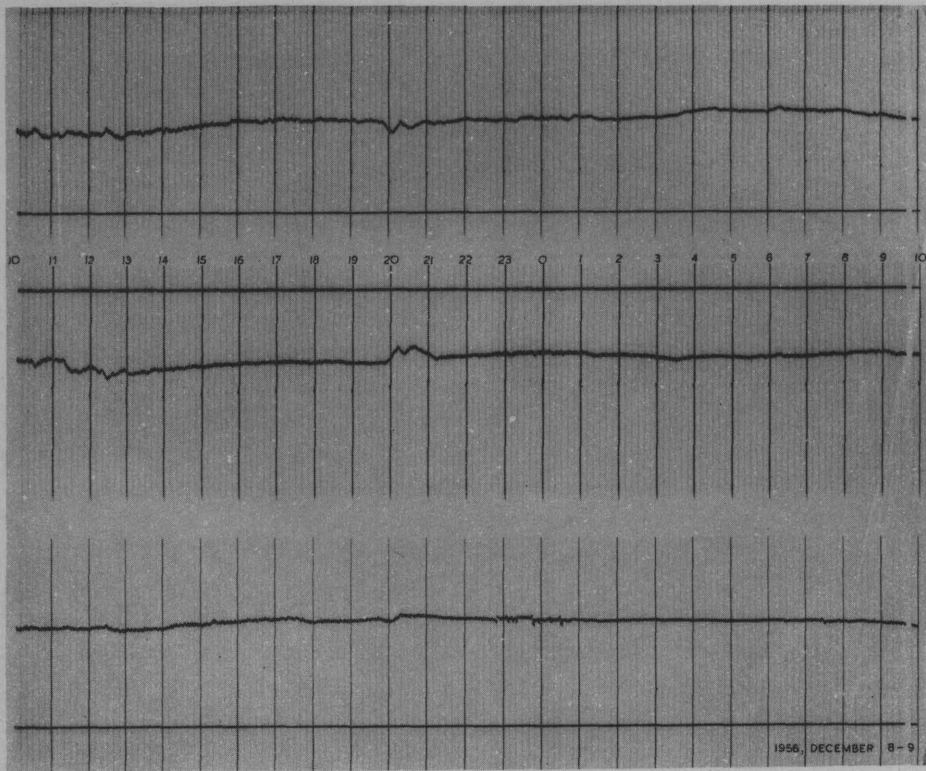
1956



DECEMBER 6-7

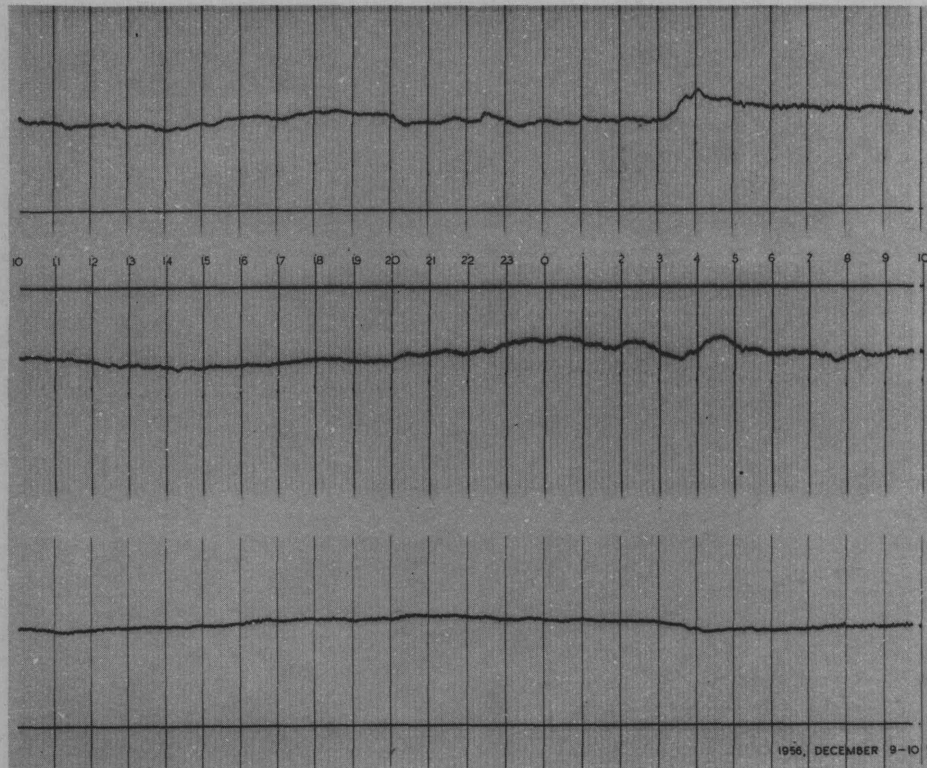


DECEMBER 7-8



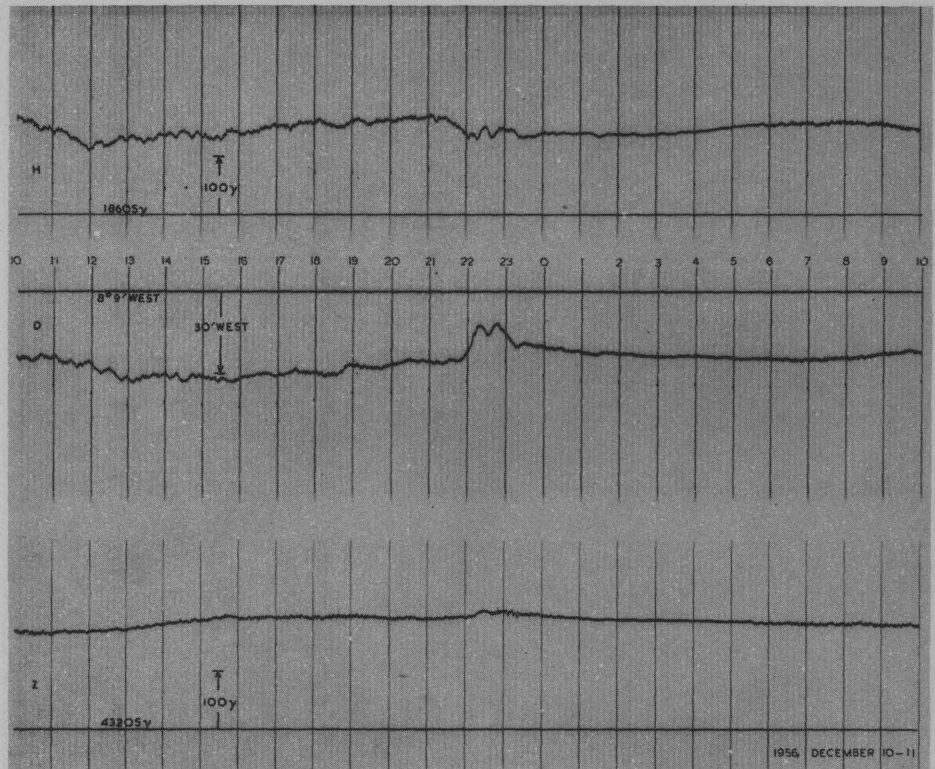
1956

DECEMBER 8-9

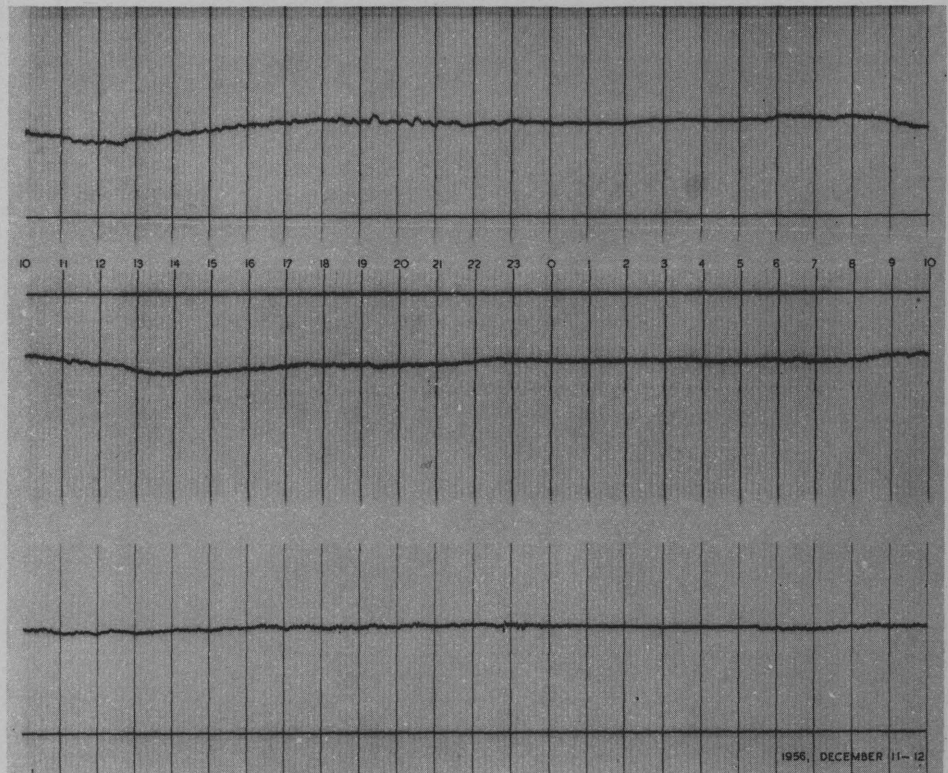


DECEMBER 9-10

1956

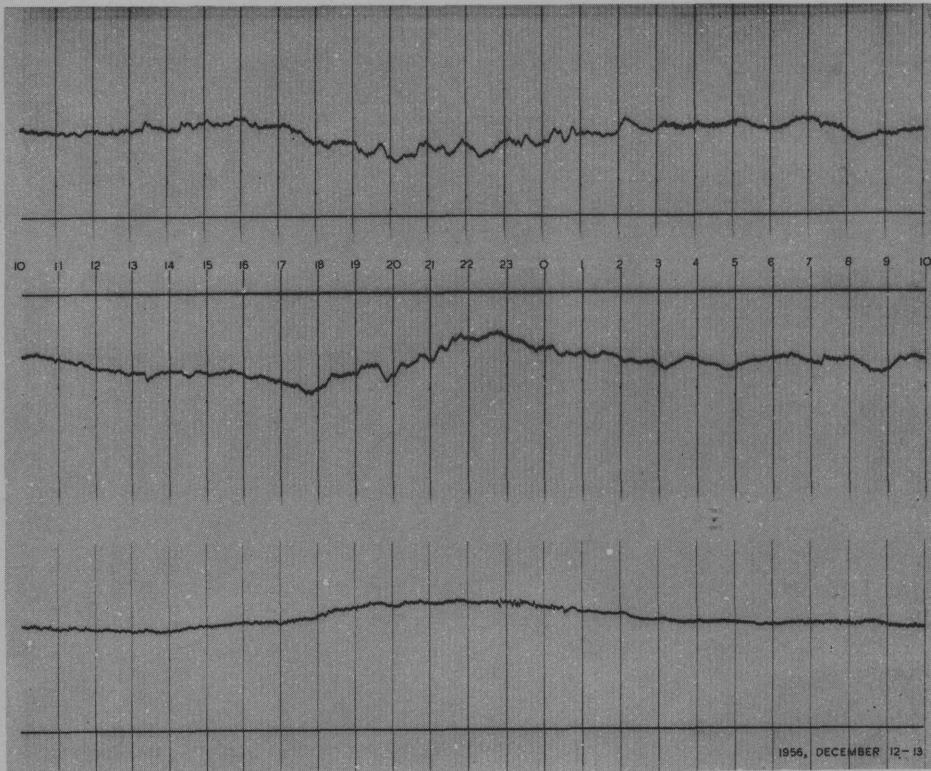


DECEMBER 10-11

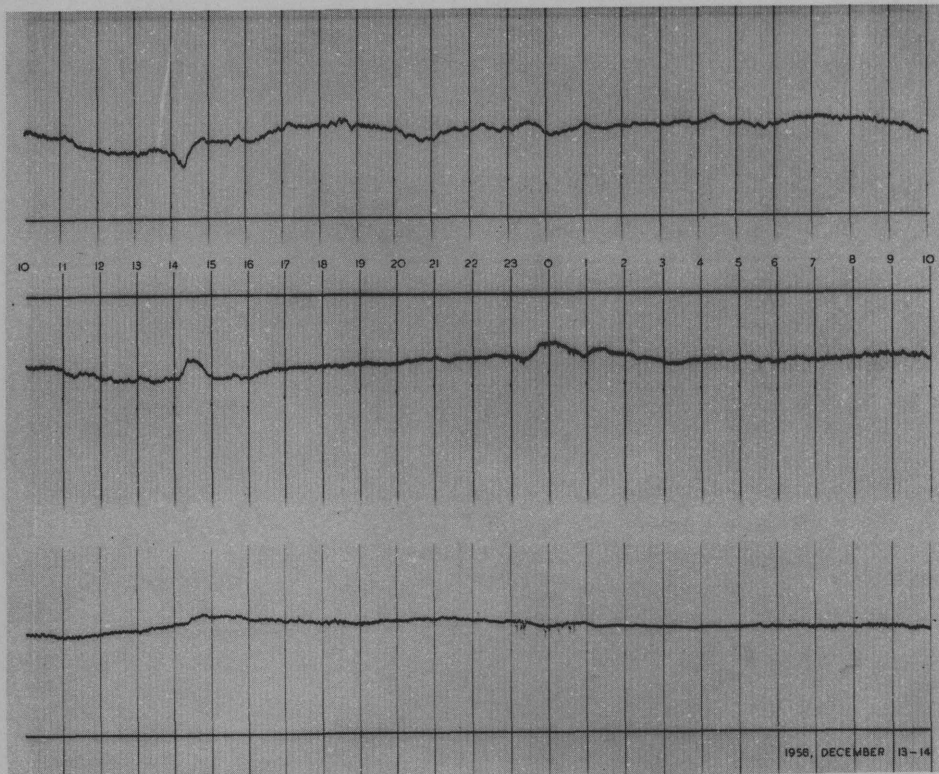


DECEMBER 11-12

1956

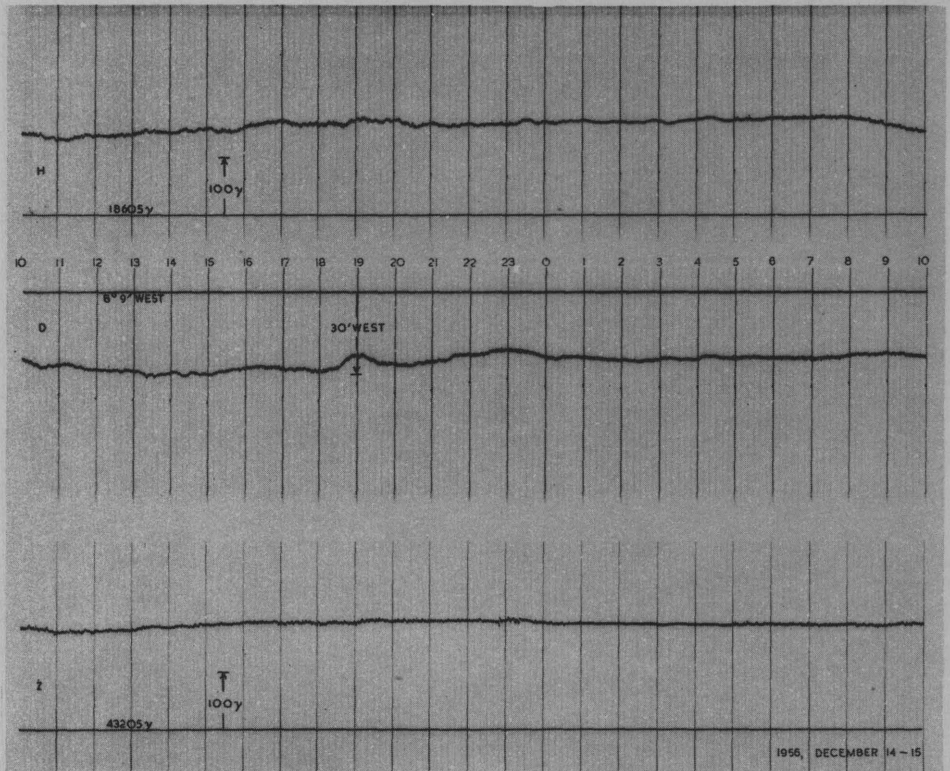


DECEMBER 12-13

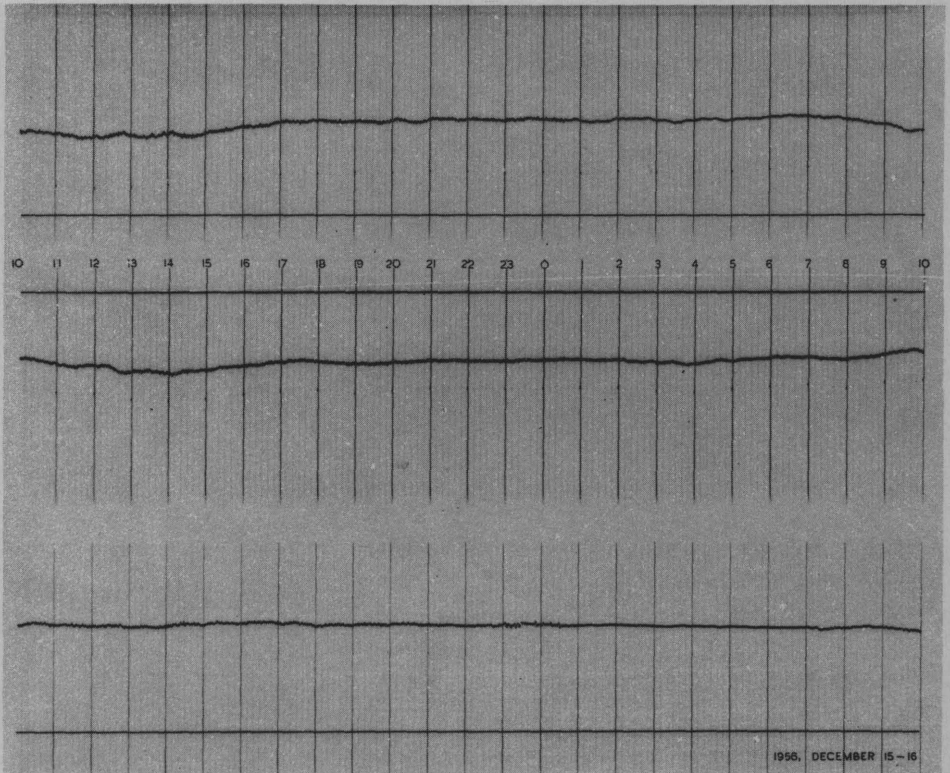


DECEMBER 13-14

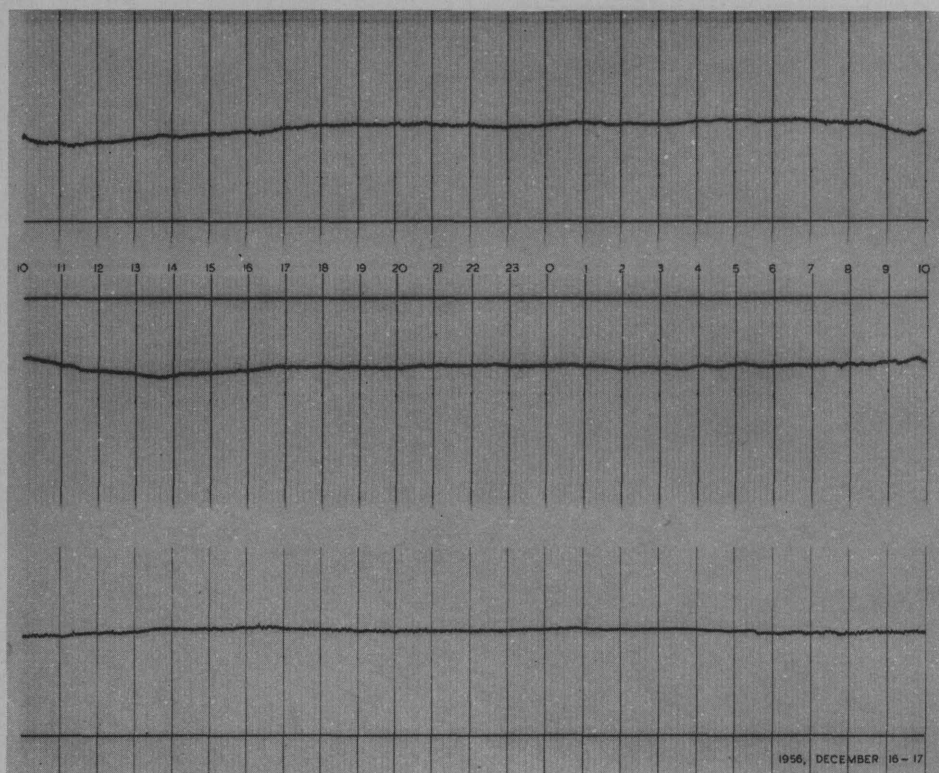
1956



DECEMBER 14-15

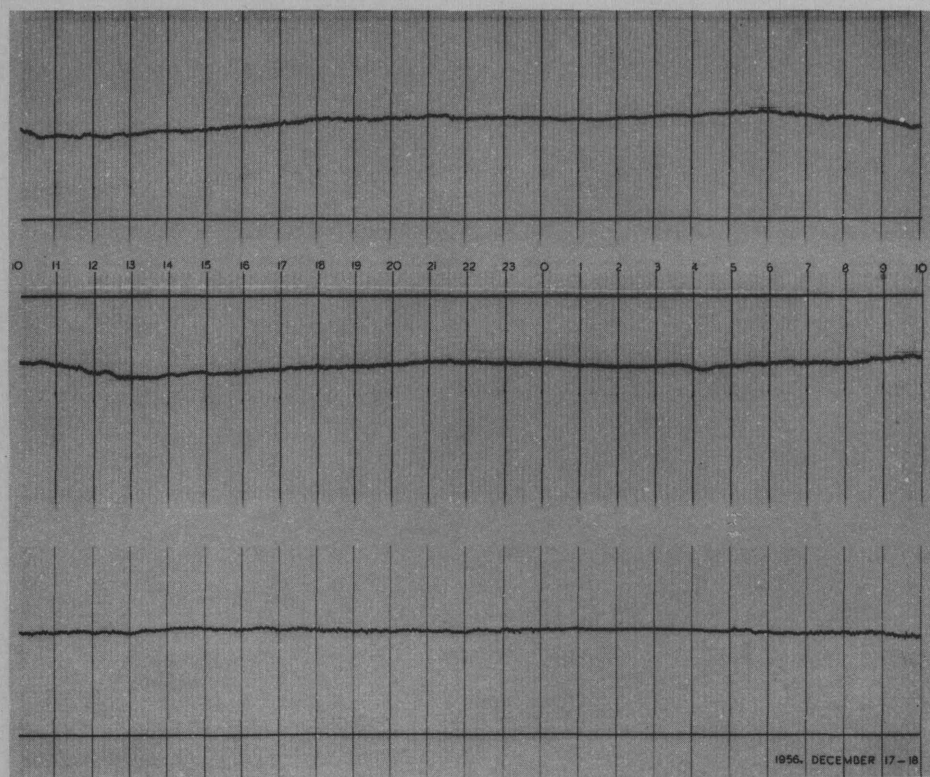


DECEMBER 15-16



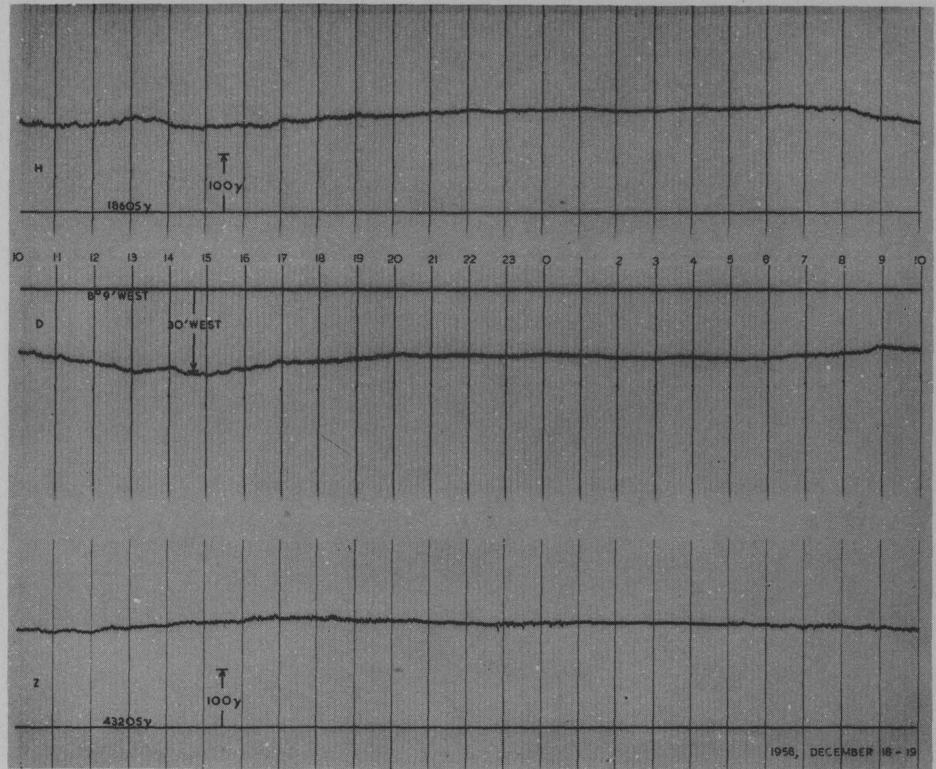
1956

DECEMBER 16-17

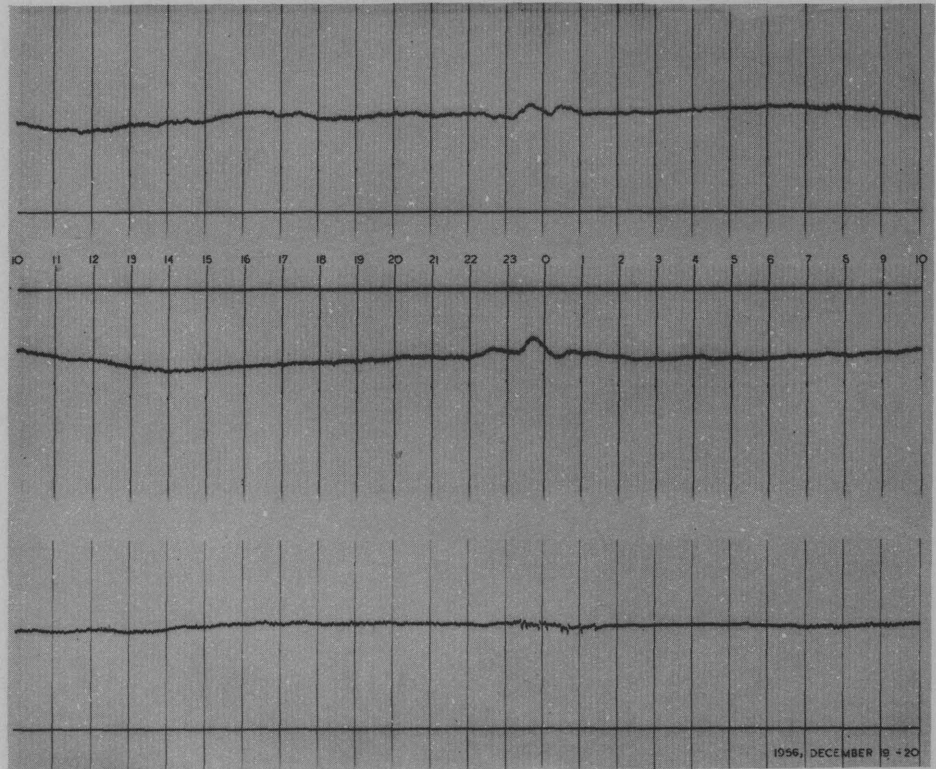


DECEMBER 17-18

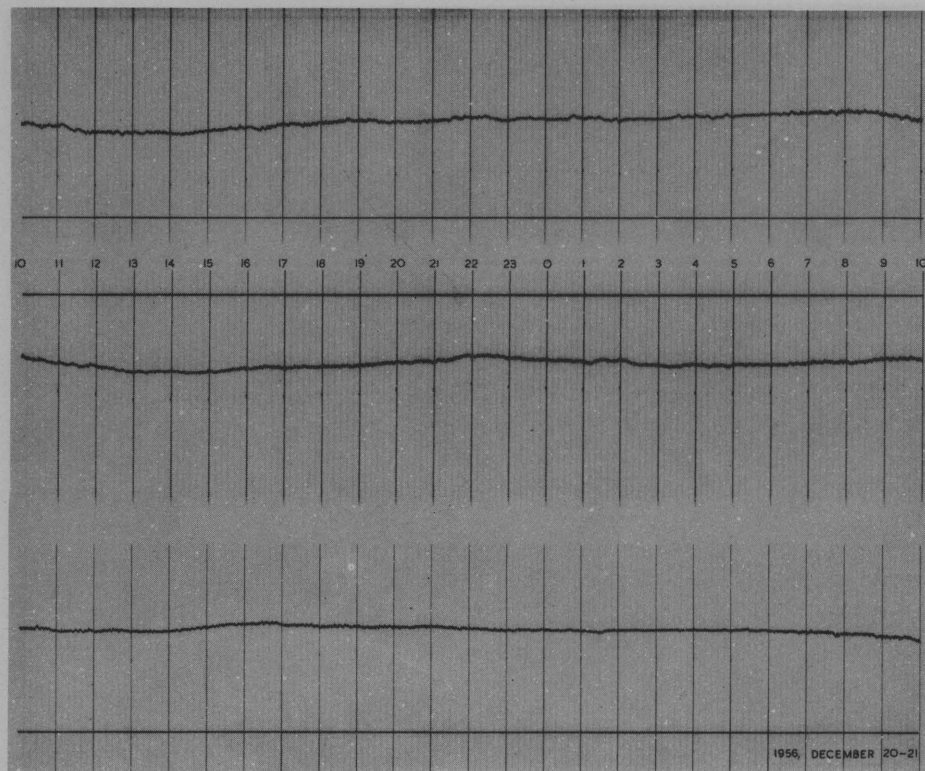
1956



DECEMBER 18-19

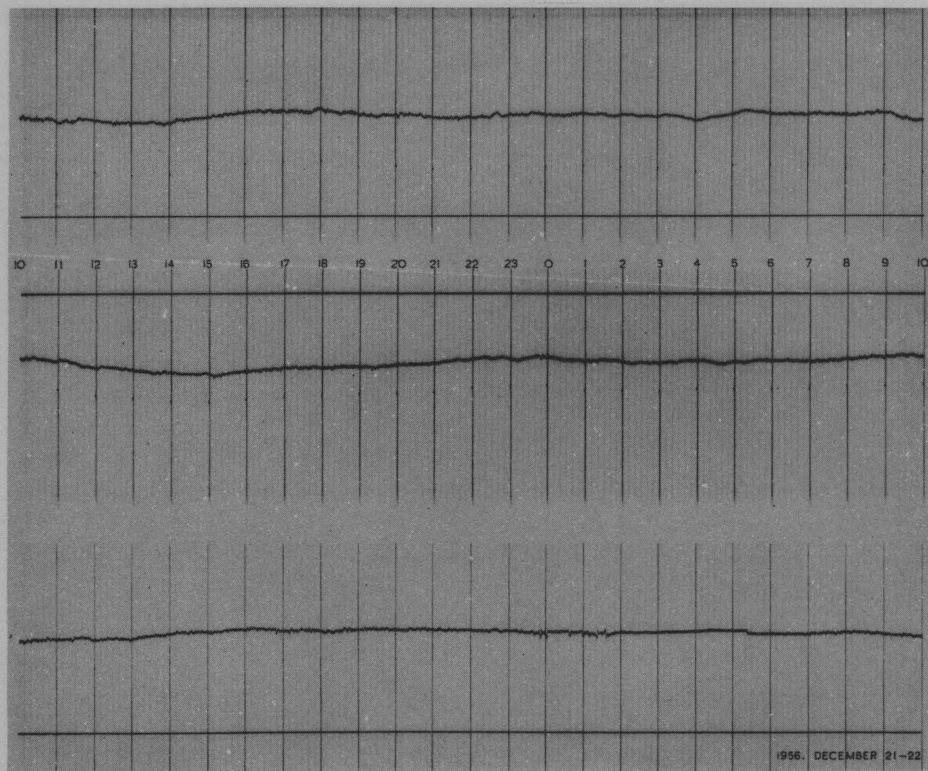


DECEMBER 19-20



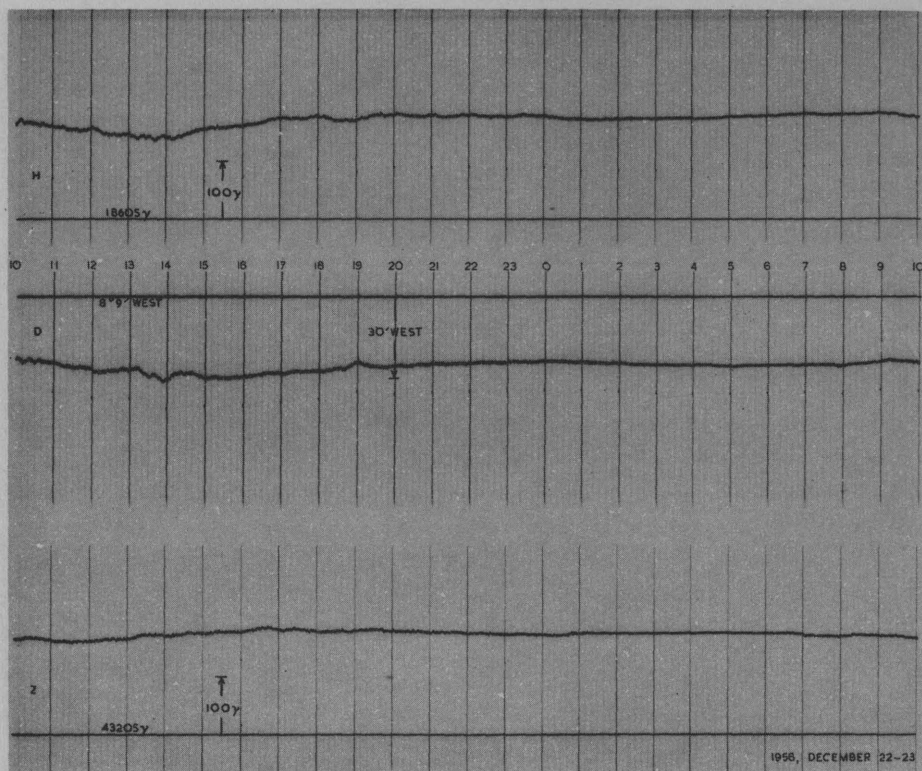
1956

DECEMBER 20-21

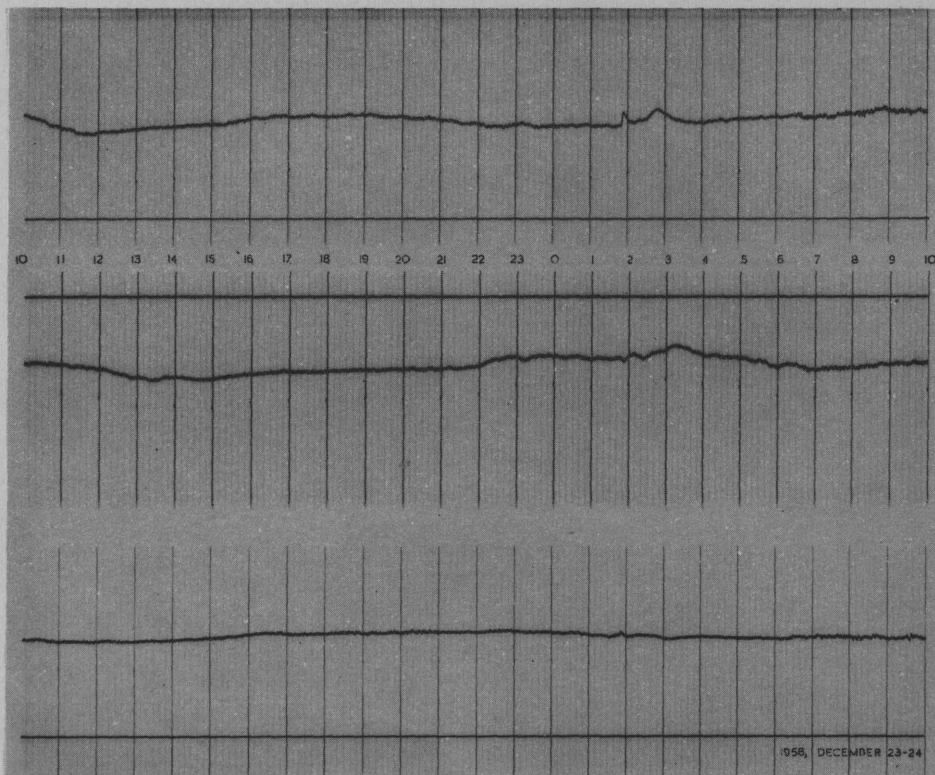


DECEMBER 21-22

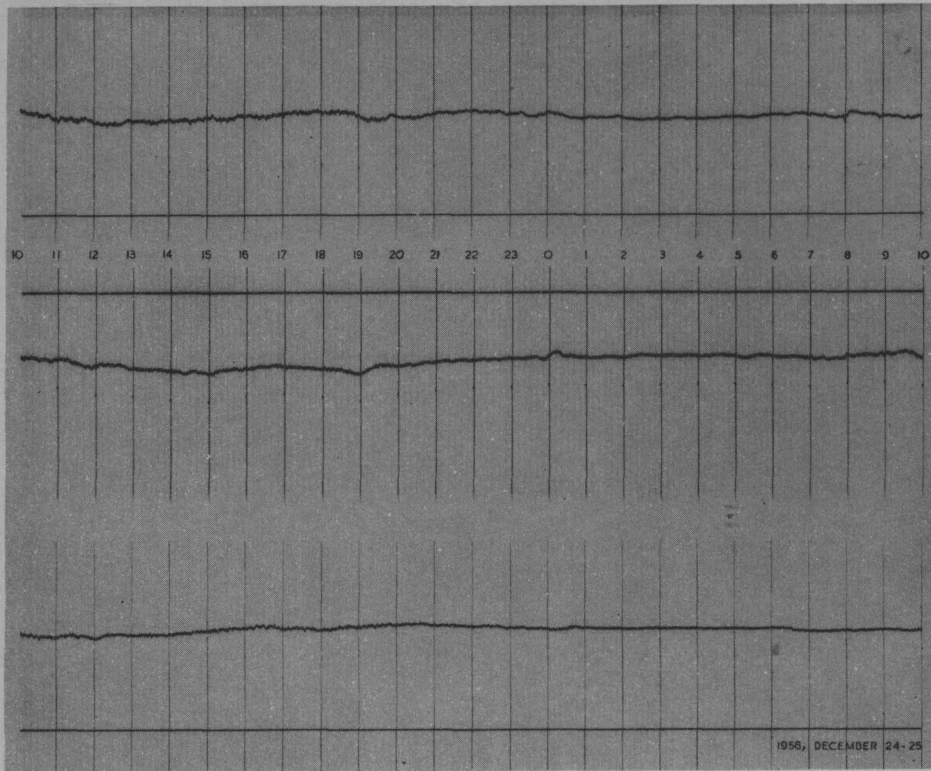
1956



DECEMBER 22-23

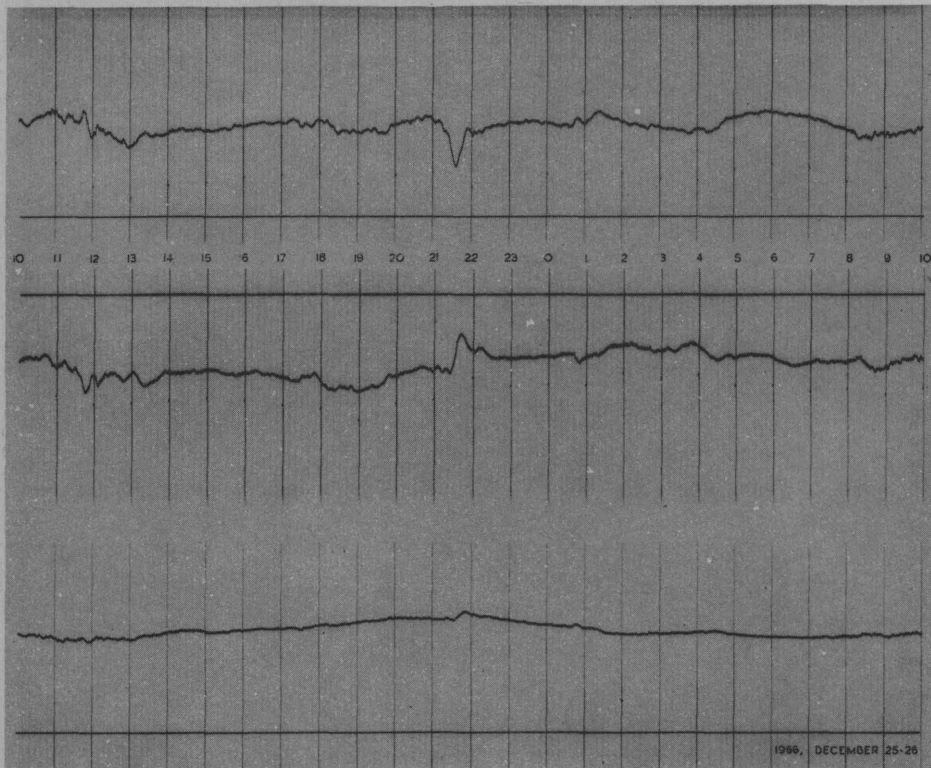


DECEMBER 23-24



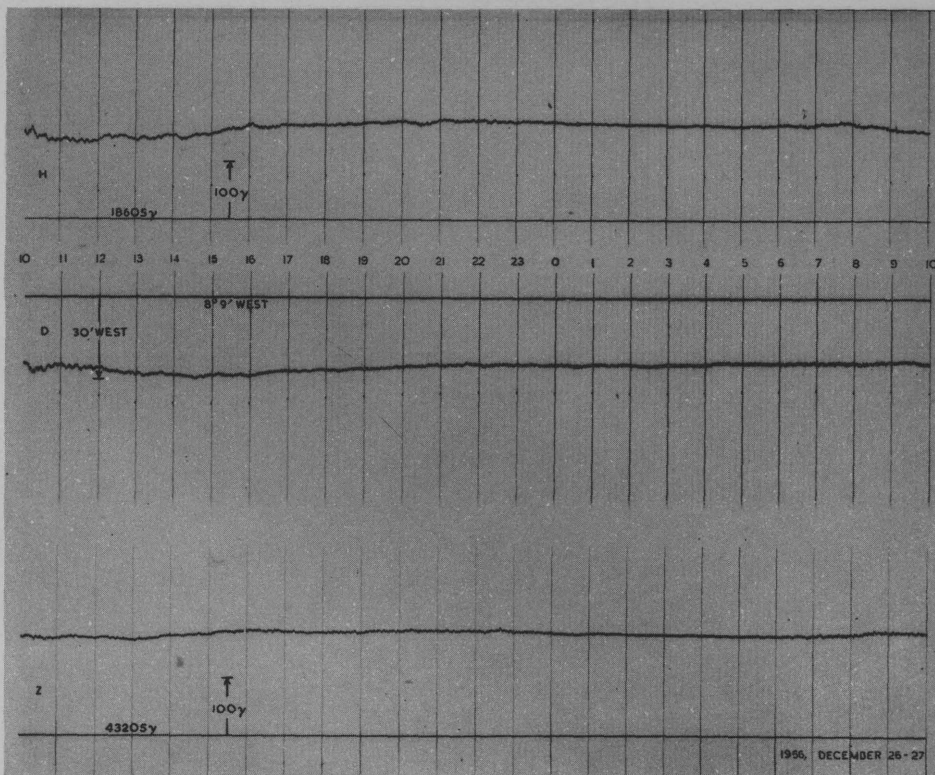
1956

DECEMBER 24-25

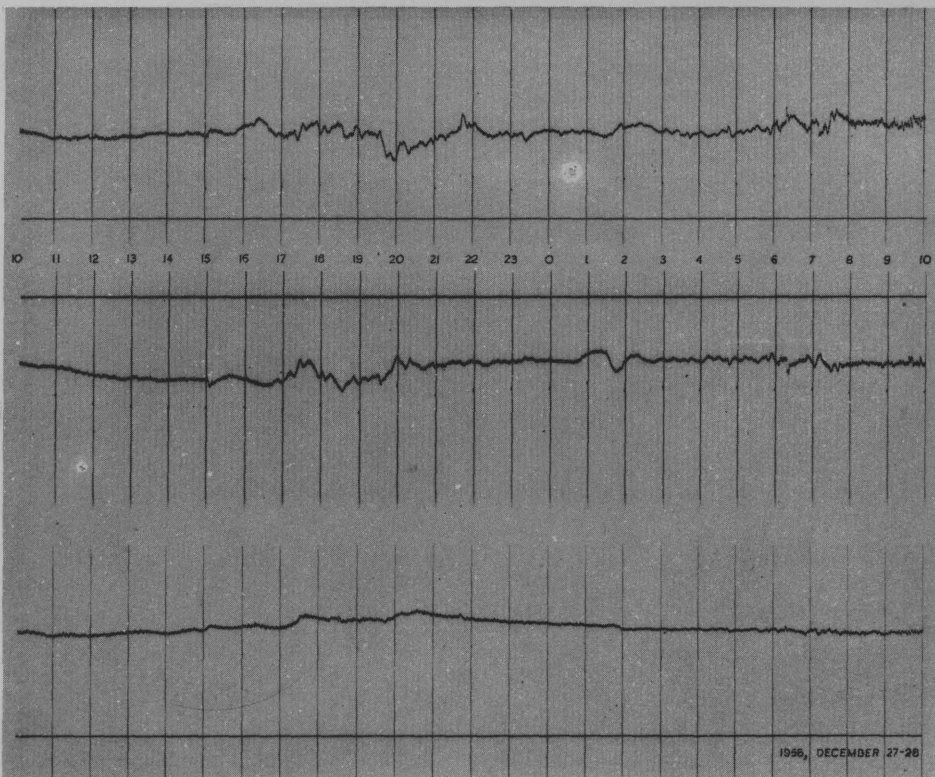


DECEMBER 25-26

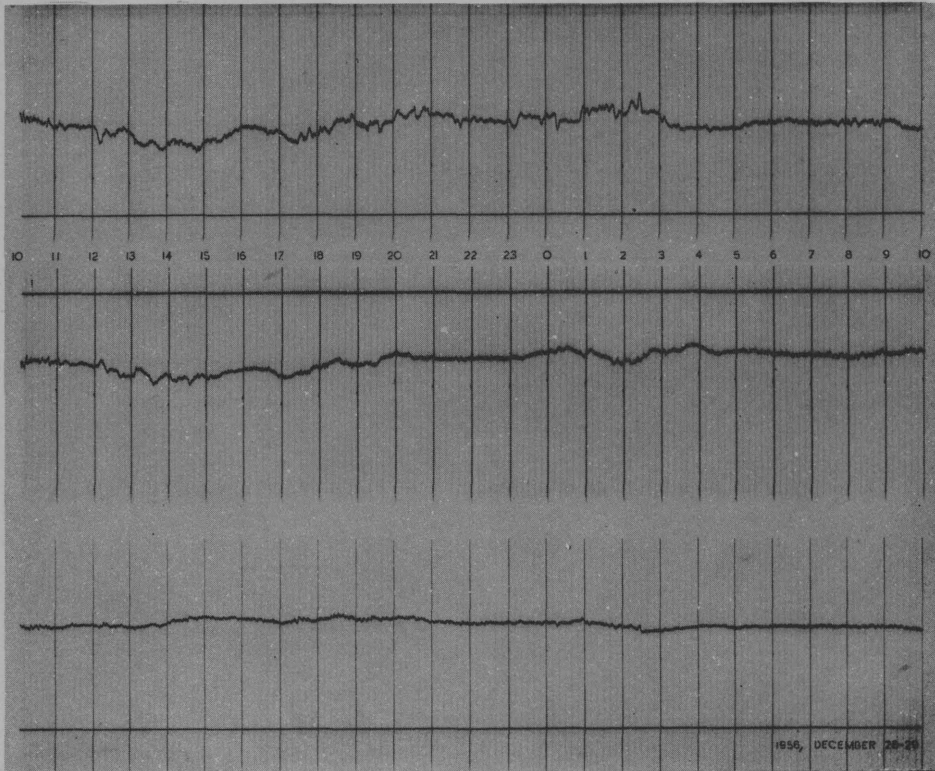
1956



DECEMBER 26-27

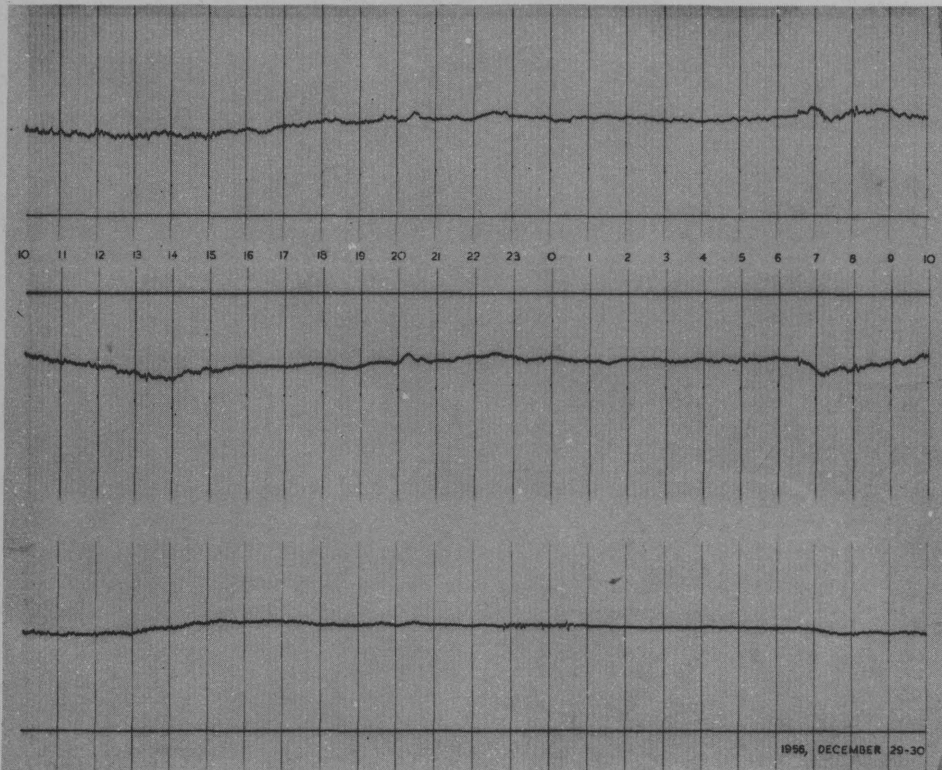


DECEMBER 27-28



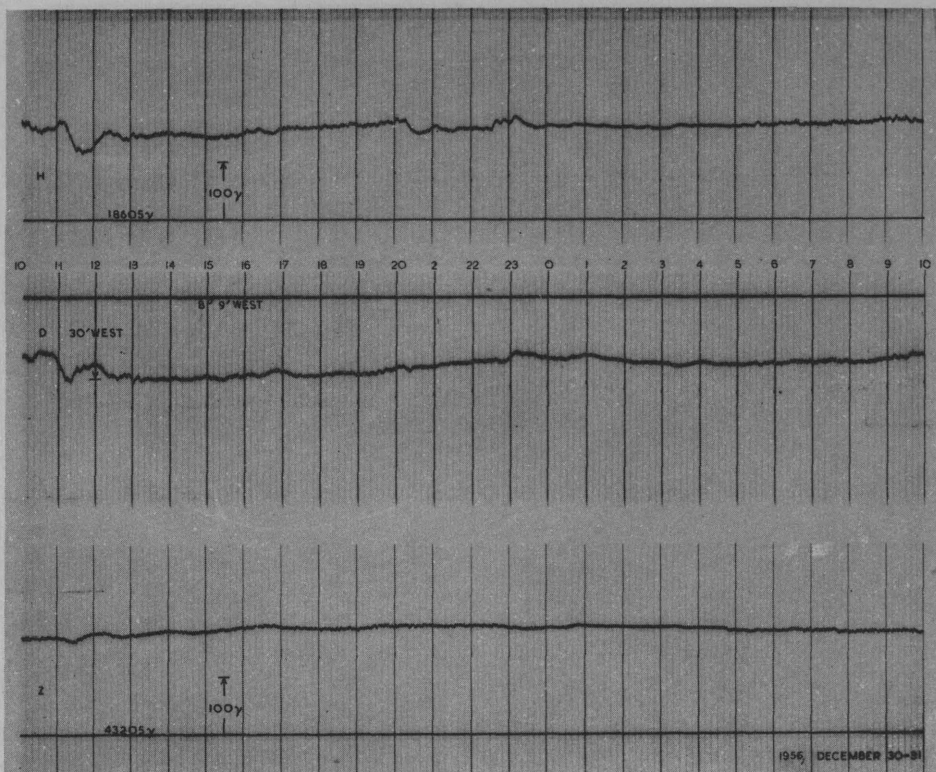
1956

DECEMBER 28-29



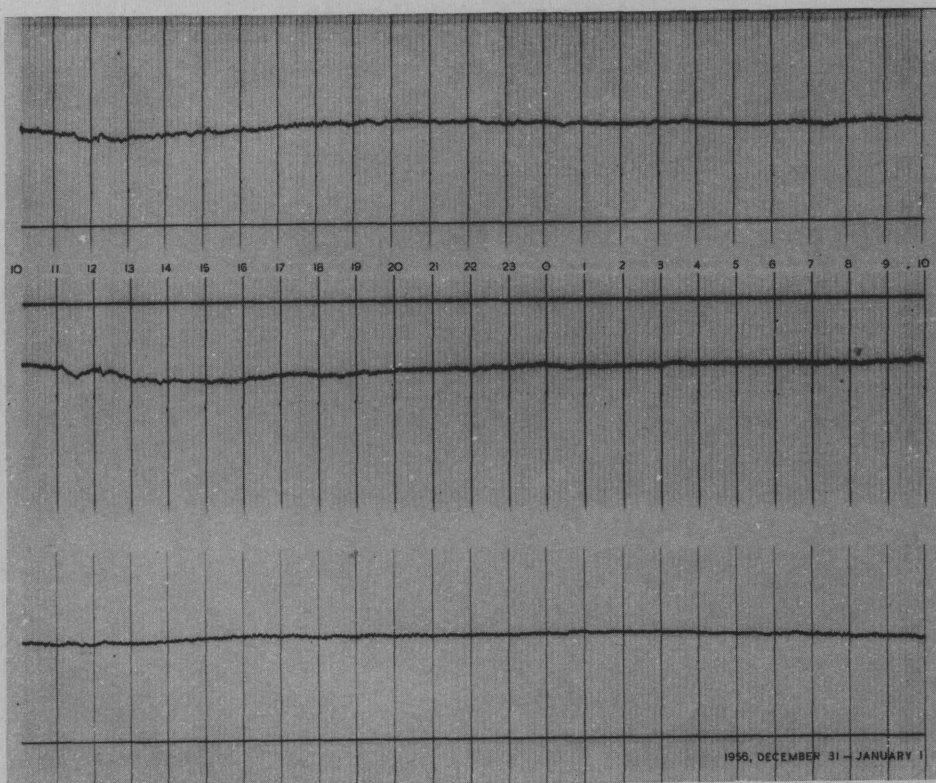
DECEMBER 29-30

1956



DECEMBER 30-31

1956-57



DEC. 31-JAN. 1

