

OBSERVATIONS
MADE AT THE
MAGNETICAL AND METEOROLOGICAL
OBSERVATORY

AT
S T. H E L E N A,

WITH DISCUSSIONS OF THE OBSERVATIONS AT ST. HELENA, THE CAPE OF GOOD HOPE,
THE FALKLAND ISLANDS, CARLTON FORT IN NORTH AMERICA, AND PEKIN.

PRINTED BY ORDER OF HER MAJESTY'S GOVERNMENT,

UNDER THE SUPERINTENDENCE OF

MAJOR-GENERAL EDWARD SABINE,

OF THE ROYAL ARTILLERY.

VOL. II.—1844 to 1849.

L O N D O N :

PUBLISHED FOR HER MAJESTY'S STATIONERY OFFICE,

BY

L O N G M A N , B R O W N , G R E E N , A N D L O N G M A N S .

—
1860.

YB727

I N D E X.

ADJUSTMENTS, ABSTRACTS, AND COMMENTS.

ST. HELENA.

							PAGE			
DECLINATION	-	-	Monthly Means, September 1842 to August 1847	-	-	-	i			
			Secular Change, 1842 to 1847	-	-	-	ii			
			" 1841 to 1849	-	-	-	iii			
			" 1610 to 1849	-	-	-	v			
			Analysis of the larger Disturbances	-	-	-	ix			
			Disturbances ; Aggregate Values in different Years	-	-	-	x			
			" " " in different Months	-	-	-	xi			
			" " " in different Hours	-	-	-	xiii			
			Hourly Normals, 1842 to 1847, omitting the larger Disturbances	-	-	-	xv			
			Solar-diurnal Variation	-	-	-	xx			
			Lunar-diurnal Variation	-	-	-	xxii			
			HORIZONTAL FORCE	-	-	Temperature Equivalent	-	-	-	xxiii
Analysis of the larger Disturbances	-	-				-	xxviii			
Disturbances ; Aggregate Values in different Years	-	-				-	xxix			
" " " in different Months	-	-				-	xxx			
" " " in different Hours	-	-				-	xxxii			
Ratios of Disturbance with different separating Values	-	-				-	xxxv			
Hourly Normals, 1843 to 1847, omitting the larger Disturbances	-	-				-	xxxvii			
Solar-diurnal Variation	-	-				-	xlii			
Lunar-diurnal Variation	-	-				-	xliii			
VERTICAL FORCE	-	-				Temperature Equivalent	-	-	-	xlv
						Analysis of the larger Disturbances	-	-	-	xlvii
						Disturbances ; Aggregate Values in different Years	-	-	-	xlvii
			" " " in different Months	-	-	-	xlviii			
			" " " in different Hours	-	-	-	l			
			Hourly Normals, 1843 to 1846, omitting the larger Disturbances	-	-	-	liii			
			Solar-diurnal Variation	-	-	-	lviii			
			Lunar-diurnal Variation	-	-	-	lix			
			INCLINATION and TOTAL FORCE.	-	-	Solar-diurnal Variation	-	-	-	lxi
						Lunar-diurnal Variation	-	-	-	lxii
			INCLINATION	-	-	Monthly Determinations, June 1845 to May 1849	-	-	-	lxiv
						Secular Change, June 1841 to May 1849	-	-	-	lxiv
Comparison of the Inclination at Longwood and Sisters Walk	-	-				-	lxvii			
Secular Change at St. Helena, 1822 to 1849	-	-				-	lxviii			

CAPE OF GOOD HOPE.

	PAGE
DECLINATION - - - -	
Analysis of the larger Disturbances - - - -	lxx
Disturbances; Aggregate Values in different Years - -	lxx
" " " in different Months - -	lxxi
" " " in different Hours - -	lxxiii
Hourly Normals, 1841 to 1846, omitting the larger Disturbances	lxxv
Solar-diurnal Variation - - - - -	lxxx
Lunar-diurnal Variation - - - - -	lxxxii
HORIZONTAL FORCE - - -	
Analysis of the larger Disturbances - - - -	lxxxiii
Disturbances; Aggregate Values in different Years - -	lxxxiii
" " " in different Months - -	lxxxiv
" " " in different Hours - -	lxxxvi
Solar-diurnal Variation - - - - -	lxxxix
Lunar-diurnal Variation - - - - -	xc
VERTICAL FORCE - - - -	
Analysis of the larger Disturbances - - - -	xcii
Disturbances; Aggregate Values in different Years - -	xcii
" " " in different Months - -	xciii
" " " in different Hours - -	xcv
Solar-diurnal Variation - - - - -	xcviii
Lunar-diurnal Variation - - - - -	xcix
INCLINATION and TOTAL FORCE. Solar-diurnal Variation - - - -	c
Lunar-diurnal Variation - - - - -	ci

FALKLAND ISLANDS.

DECLINATION - - - -	
Analysis of the larger Disturbances - - - -	ciii
Disturbances; Aggregate Values in different Hours - -	ciii

CARLTON FORT.

DECLINATION - - - -	
Analysis of the larger Disturbances - - - -	cvi
Disturbances; Aggregate Values in different Months - -	cvi
" " " in different Hours - -	cvii
Analysis of Observations of Aurora - - - -	cx
Solar-diurnal Variation - - - - -	cxi

GENERAL REMARKS.

DECLINATION - - - -	
On the Laws of the Disturbances - - - -	cxii
On the Annual and Semi-annual Curves of the Solar-diurnal Variation - - - - -	cxvii

DECENNIAL PERIOD :—

EPOCH OF MINIMUM, 1843-1844. From the Ratios of Disturbance; Declination - - - -	cxxi
" " " Horizontal Force - - - -	cxxii
" " " Vertical Force - - - -	cxxiii
From the comparative Range of the Solar-diurnal Variation of the Declination - - - - -	cxxvi

ADJUSTMENTS, ABSTRACTS, AND COMMENTS.

MAGNETIC DECLINATION.

Declinometer (continued from Vol. I. p. 19).—The declinometer remained undisturbed in the double rectangular box in which the magnet was enclosed in July 1843, and with the adjustment made in March 1844, until the termination of the duties of the Observatory by the recall of the detachment of the Royal Artillery in May 1849. The hourly series of observations commenced in September 1842 was maintained until the end of August 1847, completing five years, during which the declinometer was undisturbed, except on two occasions, viz., firstly on July 24, 1843, when the cylindrical wooden case in which the magnet had been previously suspended was replaced by a double rectangular box, as a more effectual provision against currents of air; and secondly in January 1844, when the suspension thread which had been in use since February 1842 broke, and was replaced by a new thread, with which the observations were recommenced in March 1844. On the first of these two occasions, the continuity of the series was unbroken, great care having been taken to avoid any interference with the magnet or its suspension; on the second, the continuity was interrupted, by reason of a half turn having been accidentally left in the suspension thread in the adjustment of March 1844. (Vol. I. p. 19.) The hourly series of five years consists thereof of two independent portions, viz., from September 1, 1842, to the fracture of the suspension in January 1844, and from the replacement of the suspension thread in March 1844 to the termination of the series on August 31, 1847. To connect the mean monthly declinations derived from the scale readings during the second portion of the five years with those of the first portion, a constant correction of $-6'0$ has been applied to the second portion, in compensation of a half turn in the suspension subsequent to March 1844. With this correction the mean scale readings, which are collected from the monthly tables, give the following values for the mean declination in each month; those of January and February 1844, during which months the observations were suspended, are marked in Table I. by an asterisk, having been interpolated from the values in December 1843 and March 1844.

ST. HELENA : DECLINATION.

TABLE I.

Values of the Declination corresponding to the Mean Monthly Readings of the Declinometer during the Five Years of Hourly Observation from September 1, 1842, to August, 31, 1847. Zero of the Scale, corresponding to 22° 46' W. Declination, 52 from September 1842 to December 1843, and 153 from March 1844 to August 1847. Angular Value of a Scale Division, 0'·711.

Months.	Mean Scale Readings.					West Declination.					Means.
	1842 to 1843.	1843 to 1844.	1844 to 1845.	1845 to 1846.	1846 to 1847.	1842 to 1843.	1843 to 1844.	1844 to 1845.	1845 to 1846.	1846 to 1847.	
						23°+	23°+	23°+	23°+	23°+	
September	21°64	10°34	97°32	86°24	72°87	07°59	15°62	19°58	27°47	36°97	23° 21' 45
October	20°87	10°45	96°29	84°75	71°90	08°13	15°54	20°74	28°53	37°66	23 22' 12
November	19°44	10°00	95°19	83°47	71°29	09°15	15°86	21°11	29°44	38°10	23 22' 73
December	18°29	10°54	93°79	81°53	70°50	09°97	15°48	22°10	30°82	38°66	23 23' 41
January	17°71	—	92°11	80°57	69°22	10°38	16°24*	23°29	31°50	39°57	23 24' 20
February	16°30	—	89°82	80°27	67°80	11°38	17°00*	24°92	31°71	40°58	23 25' 12
March	16°11	99°90	89°89	79°20	66°76	11°52	17°75	24°87	32°47	41°32	23 25' 59
April	15°32	99°29	89°25	77°39	65°27	12°08	18°19	25°33	33°76	42°38	23 26' 35
May	14°51	98°79	88°00	76°71	64°41	12°66	18°54	26°22	34°24	42°99	23 26' 93
June	13°96	98°24	88°51	75°97	65°33	13°05	18°93	25°85	34°77	42°33	23 26' 99
July	11°83	97°06	87°36	75°00	64°50	14°56	19°76	26°67	35°46	42°92	23 27' 87
August	10°69	96°04	87°08	74°05	63°60	15°37	20°50	26°86	36°13	43°56	23 28' 48
Mean Declination in the Five Years, corresponding to March 1, 1845											23 25' 10

Secular Change.—The mean values in each month in the final column of this table are the arithmetical means of the values of the declination in the same month in each of the five years shown in the same horizontal line, and may be regarded as representing the mean declination in the several months of a *mean year* supposed to commence in September 1844 and to end in August 1845, each monthly mean being an arithmetical mean of the declination in the same month in the five successive years. The increase in successive months of the values in the final column shows that the west declination at St. Helena was undergoing a constantly progressive increase during

the period of observation : the amount of the increase from one month to the next appears to have been as follows :—

September to October	+0'67	March to April	+0'76
October to November	+0'61	April to May	+0'58
November to December	+0'68	May to June	+0'06
December to January	+0'79	June to July	+0'88
January to February	+0'92	July to August	+0'61
February to March	+0'47		

The *mean* monthly increase is 0'639, equivalent to an annual increase, or annual *secular change* of 7'67.

This is the result obtained from the five years of *hourly* observation ; but we have also observations which, though not made hourly, extend over a wider interval of time, and may, therefore, be advantageously employed in the deduction of secular change. Of these there are two series, viz., the two hourly observations in 1841 and 1842, and a final series of five observations in every 24 hours, commenced in September 1847, at the termination of the hourly series, and ended in May 1849, when the detachment of the Artillery was recalled from the island. In the case of the two hourly series, the mean monthly values of the declination are obtained from the daily means, each being the mean of 12 daily observations ; in that of the series from September 1847 to May 1849, the mean monthly values have been computed from the five observations of each day, by means of a table showing the amount of the mean diurnal variation at the different hours, based on the five years of hourly observation and printed in page xx of the present volume : every observation has received a correction supplied by this table, by which it is made to furnish a value for the mean declination of the month to which it belongs, and the mean of the whole, viz., of the five observations on each day of the month, has been taken as the mean declination of the month. The results of this last series, although resting on fewer observations in each day, are on the whole perhaps more satisfactory than those of the first (or two hourly series) in 1841 and 1842, because the declinometer was undisturbed throughout its continuance. The inconvenience and irregularities occasioned by the frequent removals of the magnet in 1841 and the readjustments in 1842 have already been noticed in Vol. I. p. 23. Both the earlier and later series are no doubt inferior in the precision of the individual results to the hourly series from September 1842 to August 1847 ; but for the deduction of secular change, the greater extent of time covered by the whole period of observation (being eight complete years, from June 1841 to May 1849) may be regarded as more than counterbalancing the greater precision of the individual results in the hourly series taken alone. The following table contains the mean monthly declinations required, in addition to those in Table I., to complete the eight years from June 1841 to May 1849 inclusive.

TABLE II.

Mean Monthly Values of the Declination from June 1841 to August 1842, and from September 1847 to May 1849.

Two Hourly Series.				From Five Observations in every Twenty-four Hours.			
Months.	Declination.	Months.	Declination.	Months.	Declination.	Months.	Declination.
	22°+		23°+		23°+		23°+
1841.		1842.		1847.		1848.	
June -	57'40	February -	01'58	September -	44'46	August -	50'68
July -	58'22	March -	03'60	October -	45'80	September -	51'35
August -	57'96	April -	03'16	November -	46'83	October -	53'36
September -	59'37	May -	04'53	December -	47'83	November -	54'81
October -	61'23	June -	05'56	1848.		December -	55'17
November -	61'27	July -	07'22	January -	48'59	1849.	
December -	61'25	August -	07'27	February -	49'92	January -	56'02
1842.				March -	49'70	February -	56'77
January -	60'22			April -	50'06	March -	56'82
				May -	49'95	April -	56'70
				June -	49'45	May -	56'76
				July -	50'76		

The monthly increase is not quite so regular in Table II. as in Table I., but the *mean* monthly increase of west declination derived from the eight years is nearly the same as that derived from the five years in which the observations were made hourly; when derived from the five years the result is 0'·639, and when from the eight years 0'·663, equivalent in the first case to an annual secular increase of 7'·67, and in the second of 7'·95. Assuming, therefore, the secular change to have been an uniform increase of west declination of 0'·663 in each month in the eight years from June 1841 to May 1849, we have in Table III., firstly, the mean declination in each month of a *mean year* of which December 1, 1845, is the middle epoch, being the arithmetical means of the months of the same name from June 1841 to May 1849; secondly, the corrections for secular change to the middle epoch of the table, December 1, 1845; thirdly, the declination on December 1, 1845, as severally shown by the monthly results corrected for secular change; and fourthly, the differences between the several results so computed and the arithmetical mean of the twelve months (which is also the arithmetical mean of the 96 months).

SECULAR CHANGE.

v

TABLE III.

Months.	Mean Declination, June 1841 to May 1849.	Correction for Secular Change to December 1.	Declination on December 1, derived from the different Months.	Differences $\psi - \psi'$
June - - - -	23 23'42	+3'63	23 27'05 = ψ'	+0'23
July - - - -	23 24'45	+2'97	23 27'42 = ψ'	-0'14
August - - -	23 24'91	+2'31	23 27'22 = ψ'	+0'06
September - -	23 25'30	+1'65	23 26'95 = ψ'	+0'33
October - - -	23 26'32	+0'99	23 27'31 = ψ'	-0'03
November - - -	23 27'07	+0'33	23 27'40 = ψ'	-0'12
December - - -	23 27'73	-0'33	23 27'40 = ψ'	-0'12
January - - -	23 28'22	-0'99	23 27'23 = ψ'	+0'05
February - - -	23 29'23	-1'65	23 27'58 = ψ'	-0'30
March - - - -	23 29'76	-2'31	23 27'45 = ψ'	-0'17
April - - - -	23 30'21	-2'97	23 27'24 = ψ'	+0'04
May - - - -	23 30'71	-3'63	23 27'08 = ψ'	+0'20
Mean - - - -	23 27'28		23 27'28 = ψ	

We find in this table a confirmation of the conclusions derived in Vol. I. p. 21-23 from the observations of the years 1841 to 1845, viz., firstly, that the current secular change may be regarded as an *uniform progression*, taking place in *equal proportions in the several months of the year*; and secondly, that the *annual variation* of the declination at St. Helena is very small. The + signs in the final column of the table ($\psi - \psi'$) appear to predominate in the months from April to September, or when the sun is in the northern signs, and the - signs in the months from October to March when the sun is in the southern signs. The average monthly difference is in the first case (April to September) 0'·12, or 7''·2 easterly of the annual mean, and in the second case (October to March) 0'·11 or 6''·6 westerly of the annual mean, making a semi-annual difference of about 14 seconds of arc.

We have seen that the monthly means of the observations from June 1841 to May 1849 indicate an annual secular change of 7'·95 taking place with remarkable regularity through that period. It appears desirable, therefore, as far as may be possible, to extend the inquiry to earlier years, by going back to the earliest dates for which available materials may be obtained. St. Helena being a naval station frequently visited by navigators of our own and other countries, who have had the requisite knowledge and have been at the pains to take the necessary precautions to make trustworthy observations, we are able to collect from the narratives of their voyages a succession of determinations of the declination, *all made at the same spot, viz., at the one anchorage of St. Helena*, extending over a period of 236 years, viz., from 1610 to 1846. The following table contains eleven such determinations,

all by authorities of high repute, and which are fortunately so far equally distributed in respect to the years when they were made, as to throw light, not only upon the *average* amount of the secular change during that long period, but also in a considerable measure upon the regularity or uniformity with which the change has taken place. By treating these eleven determinations according to well known methods, we obtain $11^{\circ} 48'$ as the west declination corresponding to the middle epoch, the year 1763, and $8'.05$ as the most probable rate of the annual secular increase of west declination during the 236 years.

TABLE IV.

Declinations observed at the Anchorage at St. Helena.

Year.	Observer.	Declination.	Calculated.	Observed-Calculated.
1610	Davis - - - - -	$7^{\circ} 13' E.$	$8^{\circ} 44' E.$	$+1^{\circ} 31'$
1677	Halley - - - - -	$0^{\circ} 40' E.$	$0^{\circ} 16' W.$	$-0^{\circ} 56'$
1691	Halley - - - - -	$1^{\circ} 00' W.$	$2^{\circ} 08' W.$	$-1^{\circ} 08'$
1724	Matthew - - - - -	$7^{\circ} 30' W.$	$6^{\circ} 34' W.$	$+0^{\circ} 56'$
1775	Wales - - - - -	$12^{\circ} 18' W.$	$13^{\circ} 25' W.$	$-1^{\circ} 07'$
1789	Hunter - - - - -	$15^{\circ} 30' W.$	$15^{\circ} 18' W.$	$+0^{\circ} 12'$
1796	Macdonald - - - - -	$15^{\circ} 48' W.$	$16^{\circ} 14' W.$	$-0^{\circ} 26'$
1806	Krusenstern - - - - -	$17^{\circ} 18' W.$	$17^{\circ} 34' W.$	$-0^{\circ} 16'$
1839	Du Petit-Thouars - - - - -	$22^{\circ} 17' W.$	$22^{\circ} 00' W.$	$+0^{\circ} 17'$
1840	Ross - - - - -	$22^{\circ} 53' W.$	$22^{\circ} 08' W.$	$+0^{\circ} 46'$
1846	Bérard - - - - -	$23^{\circ} 11' W.$	$22^{\circ} 57' W.$	$+0^{\circ} 14'$
1763 = Mean Epoch.		Mean Declination = $11^{\circ} 48' W.$		Annual Increase of West Declination $8'.05$.

We have here, then, a striking example of the magnitude and systematic character of the changes wrought at a particular station by this very remarkable feature of the earth's magnetism, usually known by the name of "secular change." In less than two centuries and a half, the horizontal direction which a magnet assumes at St. Helena, by virtue of the terrestrial magnetic force, is shown to have changed more than 30° , or more than a twelfth part of the whole circle; and, when we further examine the facts more closely, we find reason to conclude that this great change has taken place by a steady, equable, and nearly uniform progression throughout the whole period.

The rate of annual change derived from the eight years during which the magnetic observatory was maintained at St. Helena ($7'.95$), differs so slightly from that derived at the anchorage from the earliest period at which observations are recorded ($8'.05$), that we may practically regard them as the same. To examine whether this has been a uniform rate throughout the 236 years or otherwise, the same calculation which gives $8'.05$ as the most probable *average* rate of change between 1610 and

1846, will give also for each of the years in which the declination was observed the most probable value of the declination corresponding to the same rate of change supposed uniform. The values, thus calculated, are placed in Table IV., in a line with the year to which each belongs and with the observed values, and the differences between the calculated and observed values are shown in the final column. On inspecting these, we may perceive that not one of the differences exceeds the limit which, with a due consideration of the irregularities to which magnetic observations made on board ships are liable, may be ascribed to accidents of observation; and, what is still more important, that they fall indiscriminately to the east and to the west of the values calculated on the supposition of an uniform rate, and without the slightest appearance of any systematic character which might indicate that the rate had been otherwise than regular. We have reason to infer, therefore, that, from the earliest date to which we can go back, the progression of secular change at St. Helena has gone on from year to year, as nearly as may be, in one uniform annual rate, and that this rate is the same as that which, during the eight years from 1841 to 1849, in which the observations at the magnetic observatory were sufficiently multiplied to furnish an adequate test, has been shown to take place in *equable monthly proportions*. The facts thus brought forward attest the magnitude, the regularity, and the systematic character of the changes usually called *secular*, which are produced by forces in constant operation at the surface of the earth. In our entire inability to connect these changes with any other natural phenomena, either cosmical or terrestrial, we appear to have no other alternative than to view them as a constituent feature of the terrestrial magnetic force itself, and as one of its most remarkable characteristics, which cannot, with any propriety, be overlooked or put aside by those who would claim or would seek to explain the phenomena of that force by means of a physical theory. The attempts which have sometimes been made to explain the magnetic phenomena by a supposed connexion of the terrestrial magnetism with the distribution of land and sea at the surface of the earth, or with the distribution of heat at that surface, or by electrical currents excited by the rotation of the earth on its axis, contain no provision whatsoever to meet a systematic variation of the nature and character which is here evidenced. Such hypotheses break down altogether when the facts of the secular change are duly apprehended. From the phenomena of a single element at a single station, as here presented, we may assure ourselves that effects proceeding with so much order and regularity in an unchanged progression for above two centuries, and which we are quite unable to ascribe to any other cause than that of the terrestrial magnetism itself, and cannot, therefore, separate from its other manifestations, must find a place in any physical theory which shall hereafter be admitted to have any claim whatever to explain the phenomena of the earth's magnetism.

There is yet another point of view in which instruction may be gained from the facts which have been stated regarding the secular change of the declination at St. Helena. Viewing the length of time during which a constant and nearly uniform increase of west declination has prevailed in that island, we might, not unnaturally, be led to anticipate the probable continuance of its progression in the same direction for at least a considerable time to come, since, assuredly, the observations *at the station itself* afford no indication whatsoever of an approaching change; but when we view the phenomena thus observed at the station in their connexion with those important generalizations which are embodied in the maps of the isogonic lines at different epochs in the two last centuries,—generalizations based on observations at many different localities, and exhibiting, in a much more assured way than can be gained from observations at a single station only, the forms which the isogonic lines present in that quarter of the globe, and the systematic course of secular translation by which they have been and are affected,—we are made aware of the far greater probability that a time is fast approaching, and is indeed close at hand, when the direction of the secular change at St. Helena will be reversed, when the increase of west declination will cease, and will be succeeded by a decrease of the same, and when the progression in the opposite sense to that which has so long prevailed may be expected to have similar features of continuity and regularity. An examination of the maps referred to will show that this reversal in the direction of the secular change at St. Helena must be a necessary consequence of the continuance of the general systematic movement of the lines from east to west which has been experienced in that quarter of the Atlantic from the date of the earliest observations. Thus, looking to past as well as present times, we find that the line of no declination which, somewhere about the year 1670, passed over St. Helena, may be traced, in subsequent years, in meridians always successively more and more westerly, until about the commencement of the present century, when it passed from the region of the Atlantic in the latitudes in question, and is now pursuing its still western course on the continent of South America. In like manner, the several isogonic lines between 0 and 23° W. (which latter was the declination at St. Helena when the observatory was established there), having successively passed over the island in their course from east to west, as shown by the records at the anchorage at different dates, may be traced, at different epochs, in their passage across the Atlantic, but each always in meridians more and more westerly as the epochs become more recent. But when we direct our attention to the *eastward* of St. Helena, and view the configuration of the lines which a continuance of the westerly movement may be expected to bring successively over that island in years to come, we perceive that the limit of the westerly excursion of the declination there will be very shortly attained, and that a continuance of the same general motion of the isogonic lines will thenceforward cause the direction of the

secular change at the island itself to become, as already said, the reverse of what it has hitherto been; *i. e.*, that in a few years hence the increase of westerly declination there will cease, and will be succeeded by a decrease, or by a return of the magnetical towards the astronomical meridian. The Observatory at St. Helena having been discontinued, we no longer possess so favourable an opportunity as it would have afforded for determining the precise epoch of this change.

The uniformity with which the secular change which takes place in the year is distributed into its different months, manifesting a constancy of progression previously wholly unsuspected, is, perhaps, one of the most important amongst the several theoretical conclusions which have been brought to light by the observations made at the Colonial Observatories. In recent publications, proceeding even from the most respected authorities, the annual secular change has been represented as taking place in very different proportions in different periods of the year, and sometimes even as being in opposite directions at different seasons, countenancing a supposition that it was more or less connected with variations of temperature or with other *accidental* causes. Such inferences, we have now reason to believe, rested on observations of too short duration or of insufficient accuracy. In the middle latitudes particularly, either the disturbances of larger amount should be eliminated, or the observations should be long continued; on the other hand, St. Helena is a station remarkably well suited for the investigation, the disturbances being comparatively very small, whilst the amount of annual secular change is large. The results which are given in Vol. I. p. 21-23, derived from the observations in the years from 1841 to 1845, show, by their agreement with those from 1841 to 1849, that at St. Helena eight years is a more than sufficient time to establish the fact, that equal aliquot parts of the secular change take place in equal portions of time throughout the year, disconnecting it altogether from the supposition of meteorological or other extraneous influences. Thus viewed, the secular change becomes indeed one of the most remarkable features of the earth's magnetism to be taken into account in the considerations which must precede the establishment of a general Physical Theory of Magnetism. It may be a result of changes taking place in the interior of the earth, with the nature and existence of which changes we are wholly unacquainted; but it may also be analogous to those great cosmical phenomena which, in the Science of Astronomy, have long been considered deserving of the most patient and refined observation. These were at first, doubtless, as little understood as are now the phenomena of magnetism; but philosophical research, steadily directed towards them, has progressively led to the discovery, and ultimately to the full establishment of an all pervading principle, by which they receive their explanation, and to which we have given the name of gravitation.

Analysis of the larger Disturbances.—The method which has been adopted for separating a portion of the disturbances of largest amount for the purpose of analysis

is the same as that pursued in the case of the Toronto Observations ; a certain amount of difference from the normal scale reading at the same hour and in the same month has been regarded as bringing an observation within the category of the "larger disturbances;" and fresh normals have then been computed, omitting the disturbed observations; this process has then been repeated, until the normals finally adopted are derived from a body of observations which includes all which differ less, and excludes all which differ more, than a certain fixed value from themselves. The difference from the normal which has been considered to constitute a large disturbance of the declination at St. Helena is 2·5 scale divisions, equivalent to 1'·78 of arc. The number of observations thus separated amounted to 2,620 in the five years, being about 1 in 13·7 of the whole body.

The portion of the observations which has been selected as most suitable for this analysis is the hourly series extending from September 1842 to August 1847 inclusive. In January 1844 the series was interrupted by the breaking of the suspension thread, which was replaced at the commencement of the following month. In January and February 1844, consequently, there were no observations of the declination, and the series, which should have comprised five years, or sixty months, consists actually of but four years and ten months, or fifty-eight months.

The aggregate values of the disturbed observations in the different years are shown in Table V.

TABLE V.

Year ending August 31, 1843	-	-	-	-	1266·2 minutes of arc.
" " 1844	-	-	-	-	1040·7*
" " 1845	-	-	-	-	1416·2
" " 1846	-	-	-	-	1423·5
" " 1847	-	-	-	-	1798·7
Total in the five years	-	-	-	-	<u>6945·3</u>

$$\text{Mean annual value } \frac{6945\cdot3}{5} = 1389\cdot1$$

The ratios in each year to the mean annual value are as follows :—

TABLE VI.

Year ending August 31, 1843	-	-	-	-	0·91
" " 1844	-	-	-	-	0·75
" " 1845	-	-	-	-	1·02
" " 1846	-	-	-	-	1·02
" " 1847	-	-	-	-	1·29

* The values for January and February of this year (1844), during which months the observations were suspended, have been supplied from the means in the same months of 1843 and 1845.

DISTURBANCES.

The disturbances had a minimum value in the year ending August 31, 1844, and a maximum value in the year ending August 31, 1847.

Table VII. shows the aggregate values in the different years separated into easterly and westerly disturbances.

TABLE VII.

		Easterly.	Westerly.
Year ending August 31, 1843	- - - -	568 ¹ ·1	698 ¹ ·1
" " 1844	- - - -	505 ⁵ ·5	535 ² ·2
" " 1845	- - - -	659 ⁴ ·4	756 ⁸ ·8
" " 1846	- - - -	660 ⁰ ·0	763 ⁵ ·5
" " 1847	- - - -	622 ⁴ ·4	1176 ³ ·3
Total in the five years	- - - -	<u>3015⁴·4</u>	<u>3929⁹·9</u>

The westerly disturbances preponderated in value in each of the years. They preponderated on the average in the ratio of 1·30 to 1. The general effect of the disturbances at St. Helena is, therefore, slightly to increase the westerly declination.

Table VIII. exhibits the aggregate values of the disturbances distributed into the several *months* of their occurrence, with the ratios which the values in each month bear to the mean monthly value or average of all the months.

TABLE VIII.

Months.	Year ending August 31,					Mean in the Five Years.	Ratios to the Mean Monthly Value.	Months.
	1843.	1844.	1845.	1846.	1847.			
September -	122 ¹ ·1	78 ² ·2	112 ⁷ ·7	170 ⁰ ·0	194 ⁸ ·8	135 ⁶ ·6	1·17	September.
October -	53 ² ·2	45 ⁴ ·4	129 ⁰ ·0	109 ⁵ ·5	93 ⁴ ·4	86 ¹ ·1	0·74	October.
November -	90 ⁶ ·6	93 ² ·2	162 ² ·2	68 ⁷ ·7	105 ² ·2	104 ⁰ ·0	0·89	November.
December -	146 ³ ·3	103 ⁵ ·5	134 ⁸ ·8	114 ³ ·3	128 ⁵ ·5	125 ⁵ ·5	1·08	December.
January -	97 ⁷ ·7	194 ⁹ ·9*	292 ¹ ·1	180 ⁴ ·4	250 ⁰ ·0	203 ⁰ ·0	1·76	January.
February -	172 ⁵ ·5	126 ⁷ ·7*	81 ⁰ ·0	214 ⁴ ·4	169 ¹ ·1	152 ⁷ ·7	1·32	February.
March -	114 ³ ·3	83 ⁷ ·7	72 ⁶ ·6	130 ¹ ·1	198 ⁹ ·9	119 ⁹ ·9	1·03	March.
April -	134 ⁰ ·0	107 ⁹ ·9	203 ⁷ ·7	118 ⁴ ·4	239 ² ·2	160 ⁶ ·6	1·39	April.
May -	120 ² ·2	44 ⁵ ·5	59 ⁴ ·4	122 ² ·2	132 ⁴ ·4	95 ⁷ ·7	0·82	May.
June -	37 ² ·2	37 ⁴ ·4	36 ⁹ ·9	26 ⁶ ·6	51 ⁸ ·8	38 ⁰ ·0	0·33	June.
July -	125 ⁰ ·0	54 ⁰ ·0	61 ³ ·3	75 ² ·2	91 ⁴ ·4	81 ⁴ ·4	0·69	July.
August -	53 ¹ ·1	71 ³ ·3	70 ⁵ ·5	93 ⁷ ·7	144 ⁰ ·0	86 ⁵ ·5	0·74	August.
Mean monthly value - - - -						115 ⁷ ·7	= 1·00	

The principal maximum is in January, and the principal minimum in June. Subordinate maxima occur in April and September. Tables IX. and X. exhibit the aggregate monthly values separated into easterly and westerly disturbances, with the ratios in each case to the respective mean monthly values.

* Interpolated from 1843 and 1845.

ST. HELENA : DECLINATION.

TABLE IX.
Easterly Disturbances.

Months.	Year ending August 31,					Sums in the Five Years.	Ratios.	Months.	
	1843.	1844.	1845.	1846.	1847.				
September -	58'6	39'3	52'3	61'5	61'0	272'7	1'09	September.	
October -	26'0	26'8	47'7	58'7	39'0	198'2	0'79	October.	
November -	16'6	59'4	67'1	33'7	36'3	213'1	0'85	November.	
December -	57'5	45'0	59'8	48'1	16'2	226'6	0'90	December.	
January -	61'4	111'2*	160'9	103'5	82'5	519'5	2'07	January.	
February -	76'0	60'5*	45'1	118'7	93'6	393'9	1'56	February.	
March -	70'6	58'2	48'7	67'0	47'1	291'6	1'16	March.	
April -	49'1	20'3	67'8	60'8	126'4	324'4	1'29	April.	
May -	50'6	18'0	23'9	13'9	23'3	129'7	0'52	May.	
June -	26'4	23'9	13'3	13'0	11'8	88'4	0'35	June.	
July -	39'2	14'1	26'4	34'5	23'4	137'6	0'55	July.	
August -	56'1	28'8	46'4	46'6	61'8	219'7	0'87	August.	
Total in the five years						-	-	-	3015'4
Mean monthly value						-	-	$\frac{3015'4}{12} =$	251'3 = 1'00

TABLE X.
Westerly Disturbances.

Months.	Year ending August 31,					Sums in the Five Years.	Ratios.	Months.	
	1843.	1844.	1845.	1846.	1847.				
September -	63'5	38'9	60'4	108'5	133'8	405'1	1'24	September.	
October -	27'2	18'6	81'3	50'8	54'4	232'3	0'71	October.	
November -	74'0	33'9	95'1	35'0	68'9	306'9	0'94	November.	
December -	88'8	58'6	75'0	66'2	112'4	401'0	1'22	December.	
January -	36'3	83'8*	131'2	76'9	167'5	495'7	1'51	January.	
February -	96'5	66'1*	35'8	95'8	75'4	369'6	1'13	February.	
March -	43'7	25'5	23'9	63'0	151'8	307'9	0'94	March.	
April -	84'9	87'5	135'9	57'6	112'8	478'7	1'46	April.	
May -	69'6	26'5	35'6	108'3	109'2	349'2	1'07	May.	
June -	10'8	13'5	23'6	13'6	40'0	101'5	0'31	June.	
July -	85'8	39'8	34'9	40'7	68'0	269'2	0'82	July.	
August -	17'0	42'5	24'1	47'1	82'1	212'8	0'65	August.	
Total in the five years						-	-	-	3929'9
Mean monthly value						-	-	$\frac{3929'9}{12} =$	327'5 = 1'00

Table XI. shows the ratios of the westerly to the easterly values in the different months of the year.

* Interpolated.

DISTURBANCES.

TABLE XI.

Months.	Ratios.	Months.	Ratios.	Months.	Ratios.
September - -	1·49	January - -	0·95	May - -	2·69
October - -	1·17	February - -	0·94	June - -	1·15
November - -	1·44	March - -	1·06	July - -	1·96
December - -	1·77	April - -	1·48	August - -	0·97

The same general law appears to prevail in both the easterly and westerly disturbances when viewed separately as when they are viewed conjointly, viz., the principal maximum in both the easterly and the westerly values is in January, and the principal minimum in June. April and September show, also, in both cases, higher ratios than the adjoining months. The westerly values exceed the easterly in every month of the year excepting January, February, and August, when the disturbances in the two directions have nearly an equal value.

Table XII. exhibits the aggregate values of the disturbed observations distributed into the different *hours* of their occurrence, with the ratios which the values at each hour bear to the mean hourly value or average of all the hours.

TABLE XII.

St. Helena Astronomical Hours.	Year ending August 31,					Sums.	Ratios.	St. Helena Civil Time.
	1843.	1844.	1845.	1846.	1847.			
18	18·0	0·0	34·6	34·4	26·1	113·1	0·41	6 a.m.
19	36·5	17·4	62·6	64·8	61·2	242·5	0·88	7 a.m.
20	59·3	40·9	108·3	108·3	103·2	420·0	1·52	8 a.m.
21	95·0	60·0	118·2	131·1	164·6	568·9	2·06	9 a.m.
22	136·8	83·9	151·6	153·6	187·8	713·7	2·58	10 a.m.
23	156·0	89·8	178·6	131·3	183·3	739·0	2·68	11 a.m.
0	167·9	103·9	165·3	156·4	178·4	771·9	2·80	Noon.
1	166·4	93·9	163·9	151·4	176·5	752·1	2·72	1 p.m.
2	123·4	72·2	121·2	140·4	168·0	625·2	2·26	2 p.m.
3	88·3	33·6	90·6	133·2	116·7	462·4	1·68	3 p.m.
4	65·1	38·0	56·7	69·6	79·8	309·2	1·12	4 p.m.
5	30·8	23·8	25·2	32·3	49·4	161·5	0·59	5 p.m.
6	12·2	11·8	18·5	14·1	30·9	87·5	0·32	6 p.m.
7	13·3	15·1	12·4	15·8	28·9	85·5	0·31	7 p.m.
8	10·5	10·4	1·9	14·0	36·0	72·8	0·26	8 p.m.
9	9·5	6·7	4·1	12·4	29·8	62·5	0·23	9 p.m.
10	18·3	6·6	8·9	14·5	28·1	76·4	0·28	10 p.m.
11	15·7	2·4	8·7	11·2	28·2	66·2	0·24	11 p.m.
12	8·1	4·8	4·4	6·2	25·0	48·5	0·17	Midnight.
13	9·3	2·1	8·5	7·0	23·4	50·3	0·18	1 a.m.
14	6·2	1·8	13·4	2·6	17·0	41·0	0·15	2 a.m.
15	7·6	0·0	18·7	5·5	14·3	46·1	0·17	3 a.m.
16	6·5	0·0	16·9	0·0	21·3	44·7	0·16	4 a.m.
17	5·5	0·0	23·0	13·4	20·8	62·7	0·23	5 a.m.
Total in the four years and ten months - -						6623·7		
Mean hourly value - - - - $\frac{6623·7}{24} =$						276·0 = 1·00		

The hours of principal disturbance are those of the day, and the hours of least disturbance those of the night. At 6 A.M. the disturbances begin to increase in frequency and amount; at noon they attain their maximum, and thenceforward diminish to 6 P.M.; from 6 P.M. to 6 A.M. the disturbances are very small in aggregate value compared with the hours of the day; they are least from midnight to 4 A.M. The increase from 6 A.M. to noon is uninterruptedly progressive, as is the decrease from noon to 6 P.M. The average amount of disturbance at noon is between 16 and 17 times as great as at midnight.

The occurrence at St. Helena of the principal disturbances *during the hours of the day*, whilst at all the stations where the phenomena had been duly examined previously the *night* hours were unmistakably the most disturbed, made it clear that until, by the multiplication of stations, sufficient data should be obtained for the establishment of general laws regulating the times of occurrence and approximate magnitude of the disturbances in different parts of the globe, the elimination of their influence, by a process similar to that adopted at the Colonial Observatories, or by some process which should more effectually answer the purpose, must be a necessary preliminary to all precise investigations on other points. It was a circumstance, therefore, deserving of an early notice, and was accordingly communicated to the Royal Society, in a paper printed in the Philosophical Transactions for 1853 by my then assistant, Captain Younghusband of the Royal Artillery. The liability to entire diversity of hours at different stations has since received a full confirmation by the observations at Point Barrow compared with those at the Toronto Observatory. (Phil. Trans. for 1858, Art. xxiv.)

Table XIII. exhibits the aggregate values separated into their easterly and westerly constituents, with the ratios at each hour to the mean hourly value or average of all the hours.

TABLE XIII.

St. Helena Astronomical Hours.	Disturbances.		Ratios.		St. Helena Civil Hours.
	Easterly.	Westerly.	Easterly.	Westerly.	
18	46·8	66·5	0·39	0·42	6 a.m.
19	102·8	139·7	0·87	0·89	7 a.m.
20	180·5	239·5	1·52	1·52	8 a.m.
21	297·7	271·0	2·51	1·72	9 a.m.
22	365·4	348·3	3·08	2·21	10 a.m.
23	329·1	409·9	2·78	2·60	11 a.m.
0	383·6	388·3	3·24	2·46	Noon.
1	375·4	376·7	3·17	2·39	1 p.m.
2	329·2	296·0	2·79	1·88	2 p.m.
3	236·1	226·3	2·00	1·44	3 p.m.
4	105·9	203·3	0·89	1·29	4 p.m.
5	40·7	120·8	0·34	0·76	5 p.m.
6	16·2	71·3	0·14	0·45	6 p.m.
7	6·1	79·4	0·05	0·50	7 p.m.
8	4·1	68·7	0·03	0·44	8 p.m.
9	3·8	58·7	0·03	0·37	9 p.m.
10	8·5	67·9	0·07	0·43	10 p.m.
11	0·0	66·2	0·00	0·42	11 p.m.
12	0·0	48·5	0·00	0·31	Midnight.
13	0·0	50·3	0·00	0·32	1 a.m.
14	2·7	38·3	0·01	0·24	2 a.m.
15	0·0	46·1	0·00	0·29	3 a.m.
16	0·0	44·7	0·00	0·28	4 a.m.
17	9·1	53·6	0·08	0·34	5 a.m.
Total in the four years and ten months - - }	2843·7	3780·0			
Mean hourly values	118·5	157·5			

Both the easterly and the westerly values present, in a remarkable degree, when separated, the same general features as when they are combined, and do not appear to require any distinctive comments.

Normals, or Hourly Means of the Readings of the Declinometer, in the several Months from September 1, 1842, to August 31, 1847, inclusive.—Table XIV. exhibits the normals, or hourly mean readings of the declinometer in the several months above mentioned, with the exception of January and February 1844, when no observations were made. In preparing this table, all observations whose differences from the normals of the same month and hour equalled or exceeded 2·5 scale divisions have been omitted.

ST. HELENA : DECLINATION.

TABLE XIV.

Periods to which the Hourly Means correspond.	GÖTTINGEN HOURS.											
	0	1	2	3	4	5	6	7	8	9	10	11
	ST. HELENA HOURS.											
	23	0	1	2	3	4	5	6	7	8	9	10
1842.	Sc. Div.	Sc. Div.	Sc. Div.	Sc. Div.	Sc. Div.	Sc. Div.	Sc. Div.	Sc. Div.	Sc. Div.	Sc. Div.	Sc. Div.	Sc. Div.
September -	21·1	20·5	20·8	22·0	22·1	21·8	21·3	21·1	21·3	21·6	21·6	21·7
October -	23·9	24·8	24·3	22·5	20·9	19·0	19·3	20·4	20·7	20·8	21·2	21·4
November -	20·5	21·9	21·6	20·9	19·9	19·0	18·9	19·4	20·3	20·5	20·7	20·8
December -	20·3	20·2	19·7	18·6	17·5	17·3	18·0	18·3	18·9	19·2	19·5	19·7
1843.												
January -	18·8	19·0	17·7	16·7	15·8	15·6	16·7	17·4	18·1	18·6	18·9	18·9
February -	17·1	19·3	19·0	17·1	17·6	16·7	16·1	16·3	16·7	16·9	17·2	17·5
March -	16·1	18·3	18·7	17·6	16·2	16·1	16·1	16·3	16·3	16·4	16·4	16·6
April -	17·2	17·3	16·6	15·0	14·8	14·6	14·3	14·7	15·1	15·2	15·4	15·6
May -	14·0	14·7	14·3	14·7	14·6	14·4	13·6	13·6	13·8	13·8	14·1	14·4
June -	13·2	14·0	14·1	14·3	14·1	13·2	12·4	12·6	13·1	13·2	13·6	13·7
July 1 to 16 -	13·6	14·0	13·2	13·4	13·6	12·6	11·7	11·7	12·0	12·3	12·7	13·0
July 17 to 31 -	8·9	9·1	10·6	10·2	10·2	10·0	9·2	9·2	9·6	9·7	10·3	10·4
August -	9·4	9·9	9·2	9·7	10·0	10·3	9·7	9·6	10·0	10·3	10·5	10·6
September -	11·7	11·9	11·3	10·2	9·2	9·0	9·1	9·3	9·8	10·0	10·2	10·3
October -	13·0	14·2	13·7	12·2	10·3	9·2	9·5	10·0	10·2	10·5	10·6	10·8
November -	11·4	12·3	11·6	10·9	9·9	9·3	9·2	9·9	10·4	10·7	10·9	11·0
December -	11·8	13·1	12·2	11·1	10·6	10·1	10·1	10·4	10·7	11·2	11·4	11·6
1844.												
March -	99·8	100·8	102·2	102·2	100·4	99·8	99·9	99·8	100·0	100·2	100·2	100·5
April -	100·2	101·7	101·3	99·6	99·3	99·1	98·8	98·8	99·0	99·2	99·2	99·3
May -	99·4	99·5	98·7	98·3	98·2	98·0	97·6	97·6	98·0	98·2	98·4	98·5
June -	97·3	97·8	97·4	98·0	98·3	97·5	96·9	97·1	97·5	97·6	97·8	98·1
July -	96·4	96·3	96·4	97·1	97·2	97·0	96·2	95·8	96·2	96·4	96·6	96·8
August -	94·5	94·0	94·1	95·3	96·3	96·3	95·6	95·2	65·7	95·7	95·8	96·1
September -	97·0	97·2	97·5	97·6	96·6	97·2	97·2	97·1	97·3	97·2	97·4	97·5
October -	98·2	99·3	99·4	98·4	96·6	95·2	95·4	95·9	96·3	96·5	96·6	96·7
November -	97·2	98·1	97·8	97·1	95·8	94·7	94·5	95·2	95·6	95·9	95·8	96·1
December -	96·5	96·4	95·8	94·1	92·1	92·2	92·6	93·1	94·0	94·5	94·9	95·2
1845.												
January -	92·2	93·6	94·7	93·1	93·6	93·0	92·1	92·0	92·9	93·1	93·2	93·1
February -	90·1	91·1	92·3	92·0	91·2	90·7	89·6	89·7	90·1	90·4	90·7	90·7
March -	89·9	91·1	91·3	91·3	90·7	90·6	90·3	90·1	90·1	90·1	90·0	90·0
April -	90·1	91·8	91·7	89·3	88·8	88·4	88·5	89·3	89·4	89·3	89·4	89·6
May -	86·9	86·9	86·8	87·7	88·1	87·8	87·5	87·7	88·1	88·1	88·2	88·3
June -	88·0	88·1	87·9	88·1	88·0	87·9	87·1	87·1	87·6	87·8	88·0	88·1
July -	87·3	87·0	86·8	87·1	87·5	86·8	86·0	85·9	86·2	86·7	86·9	87·1
August -	85·9	86·2	85·3	86·0	86·9	87·0	86·3	85·9	86·3	86·5	86·6	86·7
September -	86·3	85·9	86·5	86·0	86·0	85·9	85·7	85·6	86·0	86·0	86·2	86·3
October -	87·2	89·2	88·3	87·3	85·0	83·7	83·7	84·4	84·8	84·9	85·0	85·0
November -	85·7	85·7	85·2	84·7	83·3	82·1	82·4	83·3	84·2	84·5	84·8	84·8
December -	82·7	83·7	83·8	82·6	81·2	80·2	80·8	81·8	82·4	82·8	83·0	83·1

NORMALS.

xvii

TABLE XIV.

GÖTTINGEN HOURS.												Periods to which the Hourly Means correspond.
12	13	14	15	16	17	18	19	20	21	22	23	
ST. HELENA HOURS.												
11	12	13	14	15	16	17	18	19	20	21	22	
Sc. Div. 21·7	Sc. Div. 21·9	Sc. Div. 21·7	Sc. Div. 21·7	Sc. Div. 21·7	Sc. Div. 21·7	Sc. Div. 22·2	Sc. Div. 24·5	Sc. Div. 23·8	Sc. Div. 21·4	Sc. Div. 20·4	Sc. Div. 20·1	1842. September. October. November. December.
21·4	21·1	20·8	20·5	20·3	20·0	20·1	20·5	18·3	18·2	19·8	18·9	
20·7	20·4	20·1	19·7	19·4	19·1	18·8	18·2	16·3	16·0	17·3	18·9	
19·6	19·3	18·7	18·3	18·0	17·6	17·3	16·9	15·6	15·8	17·3	18·8	
19·0	18·6	18·3	17·9	17·6	17·1	16·9	16·4	15·8	16·6	18·0	18·9	1843. January.
17·4	17·3	16·9	16·7	16·6	16·2	16·0	15·8	13·5	11·5	11·9	15·1	February.
16·6	16·5	16·5	16·2	16·2	16·1	16·2	16·6	15·3	12·7	11·8	13·5	March.
16·0	15·9	15·8	15·8	15·9	15·9	16·1	16·3	16·0	13·9	12·5	13·6	April.
14·6	14·7	14·7	14·8	14·8	14·9	15·3	15·9	16·8	14·9	13·9	13·7	May.
13·9	14·1	14·2	14·3	14·3	14·5	14·7	15·1	16·4	15·3	13·3	12·6	June.
13·3	13·3	13·6	13·6	13·6	13·9	14·2	14·5	15·7	14·8	13·3	13·1	July 1 to 16.
10·7	11·0	10·8	10·9	11·0	11·1	11·4	12·2	14·0	12·4	10·0	9·2	July 17 to 31.
10·7	10·7	10·6	10·8	11·0	11·1	11·6	12·6	13·9	12·7	10·8	10·0	August.
10·4	10·3	10·1	10·1	9·9	10·1	10·2	11·6	11·8	11·0	9·9	10·7	September.
10·7	10·5	10·3	10·1	9·9	9·8	9·7	10·0	8·1	7·7	8·9	10·1	October.
10·9	10·6	10·2	9·9	9·6	9·5	9·3	9·1	7·4	7·1	7·9	9·1	November.
11·3	11·0	10·7	10·3	10·0	9·7	9·5	9·1	7·8	7·7	8·8	10·6	December.
100·4	100·7	100·4	100·1	100·2	100·2	100·3	100·6	98·8	95·8	95·1	97·0	1844. March.
98·6	99·7	99·6	99·7	99·8	99·8	99·9	100·2	99·7	98·0	97·3	98·1	April.
98·7	98·9	99·0	99·1	99·2	99·4	99·7	100·2	101·0	99·7	98·3	98·3	May.
98·2	98·3	98·4	98·5	98·5	98·7	99·1	99·7	101·1	100·0	98·3	97·2	June.
97·0	97·1	97·2	97·2	97·3	97·3	97·7	98·5	99·8	99·1	97·5	96·4	July.
96·1	96·1	96·2	96·2	96·4	96·5	96·9	98·0	99·4	98·0	96·2	95·1	August.
97·4	97·4	97·3	97·2	97·2	97·3	97·8	99·8	99·4	97·9	96·3	95·7	September.
96·7	96·5	96·2	96·2	96·1	96·0	96·1	96·3	94·1	93·2	94·5	96·2	October.
96·0	95·7	95·5	95·3	95·1	94·7	94·3	94·1	91·9	91·8	92·9	94·7	November.
94·8	94·6	94·4	93·9	93·5	93·0	92·6	91·8	90·5	90·3	92·4	94·7	December.
92·8	92·6	92·3	92·1	91·8	91·8	91·9	92·1	90·4	88·5	87·7	88·5	1845. January.
90·7	90·4	90·0	89·9	89·7	89·6	89·6	89·8	88·2	85·7	85·5	87·5	February.
90·3	90·2	90·2	90·1	90·2	90·1	90·0	90·4	88·8	86·1	86·0	87·9	March.
89·6	89·6	89·6	89·4	89·6	89·7	89·7	90·1	90·1	87·9	87·0	87·6	April.
88·4	88·3	88·2	88·2	88·3	88·5	88·9	89·8	90·6	88·8	86·5	86·0	May.
88·3	88·4	88·4	88·4	88·6	88·6	89·0	90·1	91·8	91·2	89·6	88·6	June.
87·3	87·4	87·4	87·3	87·4	87·4	87·8	88·6	90·5	89·7	88·2	87·1	July.
86·8	86·9	86·9	87·1	87·0	87·2	87·6	88·8	90·4	89·9	88·1	86·4	August.
86·2	86·1	86·0	85·9	86·1	86·1	86·4	88·8	89·2	87·4	86·0	85·5	September.
85·0	84·7	84·5	84·3	84·3	84·3	84·3	83·8	81·8	81·6	82·2	84·5	October.
84·8	84·4	83·9	83·5	83·0	82·7	82·8	82·1	80·1	80·1	81·5	83·6	November.
83·1	82·8	82·4	81·9	81·6	81·2	80·9	80·3	78·1	77·1	78·6	81·3	December.

(Continued on p. xviii.)

TABLE XIV.—*continued.*

Periods to which the Hourly Means correspond.	GÖTTINGEN HOURS.											
	0	1	2	3	4	5	6	7	8	9	10	11
	ST. HELENA HOURS.											
	23	0	1	2	3	4	5	6	7	8	9	10
1846.	Sc. Div.	Sc. Div.	Sc. Div.	Sc. Div.	Sc. Div.	Sc. Div.	Sc. Div.	Sc. Div.	Sc. Div.	Sc. Div.	Sc. Div.	Sc. Div.
January - -	80°9	82°2	82°0	81°3	80°4	80°2	80°0	80°5	81°4	82°0	82°2	82°2
February - -	78°6	81°6	83°7	83°7	82°9	81°5	80°4	80°6	81°0	81°2	81°3	81°2
March - - -	78°4	81°6	82°7	81°8	80°0	79°5	79°3	79°6	79°9	79°6	79°8	80°0
April - - -	78°2	79°9	78°2	76°2	77°2	77°2	77°1	76°9	77°7	77°5	77°5	77°7
May - - - -	76°0	76°9	76°5	76°1	76°7	76°0	75°7	76°0	76°5	76°4	76°5	76°6
June - - - -	76°0	75°7	75°3	75°0	75°1	74°4	74°0	74°3	74°8	75°1	75°2	75°5
July - - - -	74°3	74°4	74°5	74°8	74°1	73°5	72°8	73°4	73°7	73°8	74°0	74°4
August - - -	73°9	73°0	72°4	73°0	74°1	73°8	72°8	72°5	73°0	73°3	73°4	73°5
September -	72°0	72°9	72°0	73°2	72°7	72°7	72°8	72°6	72°5	72°7	72°9	72°8
October - -	72°2	73°7	74°8	74°8	73°2	71°7	71°1	72°1	72°0	72°2	72°2	72°3
November - -	72°2	73°8	74°0	73°4	72°2	70°9	70°7	71°5	72°0	72°2	72°5	72°6
December - -	71°1	70°8	71°7	71°7	69°5	69°4	70°8	70°7	71°6	72°0	72°2	72°1
1847.												
January - - -	71°6	71°2	71°0	69°1	69°0	69°9	69°7	69°0	68°9	70°7	70°8	70°8
February - -	65°9	68°0	69°8	69°5	69°5	68°8	67°9	67°9	68°5	68°8	69°0	68°9
March - - -	67°0	69°1	69°7	68°3	67°7	66°8	66°9	67°3	67°4	67°3	67°3	67°5
April - - - -	65°0	65°2	64°8	64°1	64°2	63°9	63°8	64°8	65°6	65°6	65°6	65°9
May - - - - -	64°5	64°5	63°6	63°4	63°9	64°1	63°8	63°6	64°2	64°4	64°4	64°5
June - - - -	64°3	64°6	64°9	64°9	65°2	65°1	64°0	64°2	64°7	64°8	65°0	65°1
July - - - - -	63°5	64°0	63°9	63°7	64°0	63°8	63°1	63°3	63°7	63°9	64°0	64°3
August - - -	62°3	61°6	61°5	62°4	63°8	63°7	62°9	62°6	63°6	63°6	63°8	63°8

NORMALS.

xix

TABLE XIV.—continued.

GÖTTINGEN HOURS.												Periods to which the Hourly Means correspond.	
12	13	14	15	16	17	18	19	20	21	22	23		
ST. HELENA HOURS.													
11	12	13	14	15	16	17	18	19	20	21	22		
Sc. Div.	Sc. Div.	Sc. Div.	Sc. Div.	Sc. Div.	Sc. Div.	Sc. Div.	Sc. Div.	Sc. Div.	Sc. Div.	Sc. Div.	Sc. Div.	Sc. Div.	1846.
81·9	81·6	81·2	81·0	80·7	80·4	80·0	79·4	77·0	76·1	78·5	78·9	78·9	January.
80·9	80·6	80·3	80·4	80·4	80·5	80·7	81·0	78·8	76·0	73·9	73·9	73·9	February.
79·9	79·6	79·4	79·3	79·4	79·5	79·6	80·1	78·2	75·1	74·0	74·6	74·6	March.
77·6	77·8	77·6	77·6	77·7	77·9	78·2	78·7	77·9	75·5	74·6	74·7	74·7	April.
76·7	76·7	76·8	76·9	77·4	77·6	78·2	78·8	79·6	78·6	76·9	76·1	76·1	May.
75·8	76·1	76·0	76·3	76·3	76·5	76·7	77·4	79·3	78·6	77·1	76·5	76·5	June.
74·6	74·9	75·2	75·2	75·3	75·4	75·8	76·6	78·9	78·4	76·6	75·4	75·4	July.
73·7	73·7	73·7	74·2	74·1	74·0	74·4	76·1	78·2	76·7	75·5	73·7	73·7	August.
72·9	72·9	73·0	73·1	73·4	73·5	73·9	75·2	75·8	73·7	71·8	71·4	71·4	September.
72·2	71·7	71·5	71·6	71·7	71·3	71·7	72·0	70·4	69·8	69·4	70·3	70·3	October.
72·3	71·9	71·5	71·4	71·2	71·1	70·9	70·5	67·9	67·4	67·8	70·3	70·3	November.
71·9	71·2	71·1	70·8	70·4	70·3	70·2	70·3	68·6	67·8	69·2	71·0	71·0	December.
													1847.
70·5	70·1	69·9	69·7	69·5	69·2	69·0	68·7	66·3	66·5	65·9	67·9	67·9	January.
68·8	68·6	68·3	68·3	68·4	68·2	68·3	68·5	66·2	63·2	61·6	65·0	65·0	February.
67·4	67·2	67·1	67·1	67·1	67·3	67·2	67·2	65·9	63·0	63·6	65·2	65·2	March.
66·0	66·1	66·0	65·9	66·0	66·2	66·5	67·1	66·6	64·7	62·8	63·3	63·3	April.
64·7	64·8	64·9	65·0	65·0	65·2	65·7	66·3	67·2	65·6	63·7	63·4	63·4	May.
65·3	65·5	65·5	65·6	65·6	65·8	66·1	66·8	68·5	67·3	65·8	65·0	65·0	June.
64·7	64·8	64·9	64·8	64·9	65·2	65·7	66·7	68·1	66·9	64·7	63·5	63·5	July.
63·9	64·0	64·1	64·1	64·3	64·6	64·9	66·1	67·3	66·0	63·7	62·3	62·3	August.

Solar-diurnal Variation.—Tables IV., V., and VI., in Vol. I., exhibited the solar-diurnal variation obtained from the monthly means in the years 1841 to 1845 inclusive; the observations having been 2-hourly in 1841 and until August 31, 1842, and hourly from September 1, 1842, to December 31, 1845. We have now the results from five years of hourly observation, *i. e.* from September 1, 1842, to August 31, 1847, which may be preferred to those previously obtained, as being derived from a more extensive and more complete series of observations. Accordingly, for Table VI., Vol. I., p. 29, we may substitute the following table, which exhibits the mean hourly position of the magnet in each month of the year relatively to its general mean position in the month, derived from the five years from September 1842 to August 1847, inclusive. The sign + signifies that the north end of the magnet is to the east, and — to the west, of the mean position in the month.

TABLE XV.

St. Helena Time.	0h.	1h.	2h.	3h.	4h.	5h.	6h.	7h.	8h.	9h.	10h.	11h.	Astronomical Reckoning.
January -	+1'37	+1'02	+0'42	+0'13	-0'15	-0'31	-0'21	+0'33	+0'70	+0'84	+0'80	+0'68	January.
February -	+1'11	+1'87	+1'76	+1'26	+0'45	-0'03	+0'03	+0'37	+0'51	+0'56	+0'62	+0'57	February.
March -	+1'38	+1'93	+1'46	+0'51	-0'02	-0'07	+0'11	+0'21	+0'19	+0'21	+0'34	+0'35	March.
April -	+1'52	+0'77	-0'11	-0'46	-0'66	-0'66	-0'36	-0'10	-0'11	-0'03	+0'11	+0'20	April.
May -	-0'21	-0'52	-0'41	-0'28	-0'43	-0'72	-0'58	-0'31	-0'26	-0'14	-0'08	-0'01	May.
June -	-0'30	-0'33	-0'18	-0'18	-0'65	-1'08	-0'97	-0'64	-0'50	-0'35	-0'21	-0'07	June.
July -	-0'50	-0'44	-0'26	-0'13	-0'58	-1'08	-1'01	-0'76	-0'58	-0'40	-0'23	-0'06	July.
August -	-0'83	-1'11	-0'65	-0'09	-0'14	-0'66	-0'82	-0'49	-0'35	-0'24	-0'13	-0'05	August.
September -	+0'19	+0'08	-0'02	-0'23	-0'27	-0'40	-0'43	-0'23	-0'13	-0'04	+0'03	+0'03	September.
October -	+2'30	+2'35	+1'52	+0'14	-0'77	-0'73	-0'22	-0'04	+0'08	+0'18	+0'28	+0'23	October.
November -	+1'66	+1'51	+0'92	+0'18	-0'49	-0'51	-0'09	+0'37	+0'60	+0'75	+0'79	+0'72	November.
December -	+1'38	+1'20	+0'36	-0'38	-0'61	-0'39	-0'06	+0'39	+0'72	+0'89	+0'99	+0'80	December.

St. Helena Time.	12h.	13h.	14h.	15h.	16h.	17h.	18h.	19h.	20h.	21h.	22h.	23h.	Astronomical Reckonings.
January -	+0'54	+0'32	+0'12	-0'07	-0'31	-0'40	-0'60	-1'68	-2'35	-1'51	-0'56	+0'84	January.
February -	+0'43	+0'20	+0'20	+0'14	+0'07	+0'08	+0'11	-1'31	-3'02	-3'32	-2'26	-0'46	February.
March -	+0'28	+0'22	+0'13	+0'18	+0'21	+0'20	+0'44	-0'78	-2'66	-3'00	-1'82	+0'06	March.
April -	+0'28	+0'26	+0'23	+0'30	+0'39	+0'50	+0'84	+0'43	-1'08	-1'78	-1'09	+0'69	April.
May -	+0'13	+0'13	+0'18	+0'30	+0'45	+0'74	+1'20	+1'77	+0'70	-0'45	-0'87	-0'42	May.
June -	+0'06	+0'08	+0'16	+0'18	+0'30	+0'50	+1'00	+2'16	+1'55	+0'33	-0'28	-0'48	June.
July -	+0'04	+0'08	+0'13	+0'19	+0'31	+0'57	+1'15	+2'34	+1'73	+0'45	-0'39	-0'53	July.
August -	-0'02	-0'02	+0'08	+0'16	+0'21	+0'54	+1'36	+2'47	+1'55	+0'38	-0'48	-0'73	August.
September -	-0'01	-0'08	-0'08	-0'04	+0'01	+0'29	+1'58	+1'32	+0'22	-0'59	-0'82	-0'33	September.
October -	+0'02	-0'16	-0'23	-0'31	-0'42	-0'40	-0'14	-1'62	-2'08	-1'39	-0'15	+1'49	October.
November -	+0'48	+0'21	+0'01	-0'21	-0'43	-0'58	-0'81	-2'19	-2'39	-1'41	-0'15	+1'01	November.
December -	+0'60	+0'38	+0'11	-0'11	-0'35	-0'55	-0'86	-1'90	-2'16	-1'33	-0'16	+1'03	December.

Table XVI. exhibits the annual and semi-annual means derived from Table XV., the months forming the semi-annual groups being respectively those when the sun is in the northern signs, and those when he is in the southern signs.

TABLE XVI.

St. Helena Time.	0 ^h .	1 ^h .	2 ^h .	3 ^h .	4 ^h .	5 ^h .	6 ^h .	7 ^h .	8 ^h .	9 ^h .	10 ^h .	11 ^h .	
Semi-annual Means. {	April to Sept.	-0.02	-0.26	-0.27	-0.23	-0.45	-0.77	-0.69	-0.42	-0.32	-0.20	-0.08	+0.01
	Oct. to March	+1.53	+1.65	+1.07	+0.31	-0.26	-0.34	-0.07	-0.27	+0.47	+0.57	+0.64	+0.56
Annual Means - -		+0.76	+0.69	+0.40	+0.04	-0.36	-0.55	-0.38	-0.07	+0.07	+0.19	+0.28	+0.28
St. Helena Time.	12 ^h .	13 ^h .	14 ^h .	15 ^h .	16 ^h .	17 ^h .	18 ^h .	19 ^h .	20 ^h .	21 ^h .	22 ^h .	23 ^h .	
Semi-annual Means. {	April to Sept.	+0.08	+0.07	+0.12	+0.18	+0.28	+0.52	+1.19	+1.75	+0.78	-0.28	-0.65	-0.30
	Oct. to March	+0.39	+0.19	+0.06	-0.06	-0.21	-0.27	-0.31	-1.58	-2.44	-1.99	-0.85	+0.65
Annual Means - -		+0.24	+0.13	+0.09	+0.06	+0.04	+0.12	+0.44	+0.08	-0.83	-1.13	-0.75	+0.18

Tables XV. and XVI. represent the whole of the hourly observations, including the disturbances, which at St. Helena (in the case of the declination) are so small as to be almost insignificant in the deduction of the solar-diurnal variation; this will be seen by comparing with Table XIII. the values in the next Table, XIV., in the formation of which, all the disturbances which equalled or exceeded 2.5 scale divisions, or 1'.78 of arc, from the monthly means at the same hours and in the same month, have been omitted.

TABLE XVII.

St. Helena Time.	0 ^h .	1 ^h .	2 ^h .	3 ^h .	4 ^h .	5 ^h .	6 ^h .	7 ^h .	8 ^h .	9 ^h .	10 ^h .	11 ^h .	
Semi-annual Means. {	April to Sept.	-0.05	-0.27	-0.31	-0.22	-0.39	-0.74	-0.70	-0.41	-0.31	-0.20	-0.08	-0.01
	Oct. to March	+1.49	+1.59	+0.99	+0.24	-0.27	-0.33	-0.06	+0.29	+0.48	+0.59	+0.67	+0.61
Annual Means - -		+0.72	+0.66	+0.34	+0.01	-0.33	-0.53	-0.38	-0.06	+0.09	+0.20	+0.29	+0.30
St. Helena Time.	12 ^h .	13 ^h .	14 ^h .	15 ^h .	16 ^h .	17 ^h .	18 ^h .	19 ^h .	20 ^h .	21 ^h .	22 ^h .	23 ^h .	
Semi-annual Means. {	April to Sept.	+0.08	+0.07	+0.11	+0.17	+0.26	+0.50	+1.17	+1.79	+0.81	-0.31	-0.69	+0.02
	Oct. to March	+0.43	+0.24	+0.09	-0.03	-0.17	-0.23	-0.30	-1.59	-2.41	-2.07	-0.89	+0.39
Annual Means - -		+0.25	+0.15	+0.10	+0.07	+0.05	+0.13	+0.43	+0.10	-0.80	-1.19	-0.79	+0.20

Lunar-diurnal Variation.—The observations employed in this investigation are the hourly observations of the declination from September 1, 1842, to August 31, 1847, omitting the months of January and February 1844, in which no observations were made.

All the observations which equalled or exceeded a difference from the normals of the same month and hour of 2·5 scale divisions, or 1'·78 of arc, having been designated for omission in the manner already described (p. x), the retained observations were marked each with the lunar hour to which it was nearest. The *differences* between these observations and the normals of the same month and hour were then entered in lunar monthly tables, each observation being placed in the column headed by the lunar hour to which it most nearly approximated. The differences were marked with a + or - sign, according as the scale reading at the particular hour was greater or less than the normal, the entries having a + sign implying an easterly deflection of the north end of the magnet, and those having a - sign implying the converse. The means were then taken in every month at every lunar hour, the signs being regarded; the monthly means were collected into yearly means, as shown in the following table; and, finally, the means at each lunar hour in the five years of observation were collected, as shown in the table, the values being expressed in seconds of arc.

TABLE XVIII.

Lunar-diurnal Variation in Seconds of Arc.

Lunar Hours.	Year ending August 31,					Means.	Lunar Hours.
	1843.	1844. (10 Months.)	1845.	1846.	1847.		
H. 0	+1'·70	+2'·99	+2'·99	+2'·56	- 0'·43	+1'·93	H. 0
1	+0'·85	+0'·85	+3'·84	+2'·56	- 2'·13	+1'·21	1
2	-2'·13	-2'·13	+0'·43	+1'·70	- 5'·97	-1'·60	2
3	-6'·40	-6'·82	+0'·43	-2'·99	-12'·80	-5'·68	3
4	-5'·97	-6'·40	0'·00	-2'·13	- 5'·97	-4'·01	4
5	-3'·84	-8'·96	-2'·56	-2'·99	- 7'·68	-5'·08	5
6	-1'·28	-4'·69	-1'·28	+0'·85	- 7'·25	-2'·66	6
7	+0'·85	-0'·85	0'·00	+5'·12	- 4'·69	+0'·12	7
8	+3'·84	+1'·70	+2'·99	+5'·12	- 0'·43	+2'·67	8
9	+6'·82	+5'·12	+4'·27	+2'·13	+ 2'·56	+4'·15	9
10	+5'·54	+8'·96	+4'·27	+3'·41	+ 5'·12	+5'·34	10
11	+5'·12	+8'·96	+3'·41	+4'·69	+ 8'·10	+5'·96	11
12	+5'·12	+7'·25	+2'·56	+4'·27	+ 7'·25	+5'·22	12
13	+3'·41	+4'·69	+2'·13	+1'·70	+ 2'·99	+2'·93	13
14	0'·00	-1'·28	-2'·13	-4'·27	+ 1'·70	-1'·19	14
15	-3'·84	-1'·28	-5'·97	-5'·54	- 2'·13	-3'·84	15
16	-5'·12	-4'·27	-6'·40	-5'·97	- 4'·27	-5'·24	16
17	-7'·68	-4'·69	-5'·12	-6'·40	+ 1'·70	-4'·43	17
18	-3'·84	-2'·56	-6'·40	-5'·97	+ 5'·12	-2'·73	18
19	-0'·85	+1'·28	-0'·85	-5'·12	+ 5'·12	-0'·13	19
20	+1'·28	+0'·85	+0'·85	-1'·70	+ 7'·25	+1'·74	20
21	+0'·85	+2'·56	+0'·43	+2'·99	+ 5'·97	+2'·56	21
22	+5'·97	+5'·12	+4'·69	+6'·40	+ 2'·99	+5'·03	22
23	+5'·97	+1'·70	+3'·84	+5'·12	+ 0'·85	+3'·56	23

The regularity and consistency of these results are very striking. Although the whole range of the diurnal variation due to the moon's action is not more than between 11 and 12 seconds of arc in a lunar day, that variation is seen to consist of four equal or nearly equal portions, in which the magnet is attracted alternately to the east and to the west of its mean position. The maxima of westerly deflection take place when the moon is about four hours past her southern culmination, and again when she is about four hours past the opposite point of her daily course. The maxima of easterly deflection occur about two hours before she reaches the southern meridian, and again about the same time before she reaches the northern meridian.

HORIZONTAL FORCE.

Bifilar Magnetometer. Temperature Coefficient.—The observations by which the value of this coefficient may be most advantageously examined are that portion of the hourly series, from March 1844 to August 1847, in which the magnet, enclosed in a double rectangular casing, remained wholly undisturbed, and the connexion of the readings was unbroken. In March 1844 the instrument was thoroughly readjusted, after having been dismounted in the previous December (Vol. I, p. 33). The hourly observations recommenced on April 1, 1844, and were continued, without interruption of any sort, to the 31st of August 1847, a period of three years and four months; they are recorded in detail in the monthly tables in the present volume; and the following table exhibits an abstract of the mean monthly readings of the collimator scale, and of the thermometer enclosed with the magnet in the rectangular case and read coterminously with the collimator scale.

TABLE XIX.

Mean Monthly Scale Readings of the Bifilar Magnetometer, and Temperatures of the Bifilar Magnet, from April 1844 to August 1847 inclusive.

Date.	Mean Scale Reading.	Mean Temperature.	Date.	Mean Scale Reading.	Mean Temperature.	Date.	Mean Scale Reading.	Mean Temperature.
1844.	Sc. Div.		1845.	Sc. Div.		1846.	Sc. Div.	
April -	54°61	71°25	June -	58°08	63°50	August -	43°28	61°77
May -	60°36	67°99	July -	57°87	62°02	September -	39°69	62°88
June -	65°75	64°82	August -	58°14	59°83	October -	40°37	62°55
July -	68°22	61°76	September -	55°47	59°85	November -	40°55	63°58
August -	67°03	60°49	October -	52°20	63°31	December -	40°03	65°39
September -	66°15	60°49	November -	52°93	62°44			
October -	62°47	61°86	December -	49°00	64°06	1847.		
November -	61°56	62°20				January -	37°44	67°15
December -	60°01	64°25	1846.			February -	30°75	70°22
			January -	46°40	68°10	March -	28°59	70°58
1845.			February -	41°09	70°81	April -	26°04	70°34
January -	56°52	65°86	March -	39°17	72°36	May -	27°97	68°82
February -	55°13	68°73	April -	40°69	70°71	June -	35°32	64°11
March -	54°18	68°41	May -	41°20	67°70	July -	34°68	62°83
April -	51°75	69°22	June -	43°16	65°89	August -	36°14	60°28
May -	53°86	66°91	July -	44°26	63°14			

For greater convenience we may collect these into quarterly periods, as follows :—

TABLE XX.

Dates.	Scale Readings.	Thermo- meter.	Dates.	Scale Readings.	Thermo- meter.
1844.			1846.		
April, May, and June - -	Sc. Div. 60·24	68°02	January, February, March -	Sc. Div. 42·22	70°42
July, August, September -	67·13	60·91	April, May, June - -	41·68	68·10
October, November, December -	61·35	62·77	July, August, September -	42·41	62·60
1845.			1847.		
January, February, March -	55·28	67·67	January, February, March -	32·26	69·32
April, May, June - -	54·56	66·54	April, May, June - -	29·78	67·76
July, August, September -	57·16	60·57			
October, November, December -	51·38	63·27			

The arithmetical mean of the observations in the 13 quarters is 48·91 scale divisions at 65°·52 of Fahrenheit, corresponding to November 1845 or to the middle of the fourth quarter of that year.

On inspecting the table, it is obvious that, besides the variation of the scale readings caused by variations of temperature, there took place, from some other cause, a progressive diminution in the amount of the scale readings from the commencement to the close of the series. Assuming, on the most simple supposition, that this diminution was uniformly progressive, we may put x for its value in each quarter of a year, y for the change in the scale reading due to 1° Fahrenheit, S_0 for the mean scale reading of the whole series (48·91), T_0 for the corresponding mean temperature (65°·52), $S_1, S_2, S_3, \&c.$, for the observed scale readings in successive quarters, and $T_1, T_2, T_3, \&c.$, for their temperature ; then each of the 13 quarters will furnish an equation of the form—

$$S_1 - S_0 = ax + by$$

for the determination of the most probable values of x and y ; a being the number of quarters reckoned from the fourth quarter of 1845, — if antecedent, and + if subsequent to that epoch ; and b the difference of temperature from 65°·52, — if less, and + if more than that mean amount.

Combining the 13 equations by the method of least squares, we find $x = -2·63$ scale divisions, and $y = -0·98$ scale divisions.

Substituting these values in the several equations, we obtain the calculated results as in the following table :—

TABLE XXI.

Date.	Mean Scale Divisions.		Calculated-Observed.
	Calculated.	Observed.	
1844. April, May June - - -	62·2	60·2	Sc. Div. +2·0
	66·6	67·1	-0·5
	62·1	61·3	+0·8
1845. January, February, March - - -	54·7	55·3	-0·6
	53·2	54·6	-1·4
	56·4	57·2	-0·8
	51·1	51·4	-0·3
1846. January, February, March - - -	41·5	42·2	-0·7
	41·1	41·7	-0·6
	43·9	42·4	+1·5
	40·1	40·3	-0·2
1847. January, February, March - - -	32·0	32·3	-0·3
	31·0	29·8	+1·2

Assuming $-0\cdot98$ scale divisions, (which has been found to be the most probable value of y .) to be its true value, we have a uniformly progressive diminution in the amount of the scale readings of $2\cdot63$ in each quarter; and farther assuming that the readings of the bifilar were not affected by any instrumental cause, such as the loss of magnetism in the bar, the value found for x would indicate that the horizontal force at St. Helena was diminishing during the period of the observations at a nearly uniform rate of $2\cdot6$ scale divisions in each quarter, equivalent, if one scale division = $\cdot00019$ parts of horizontal force at the station, to $\cdot0005$ parts of the force in each year.

Referring to Vol. I. p. 34, it will be seen that the change in the magnetic moment of the bifilar magnet, resulting from the experiments in January and February 1844, (in which the magnet was immersed successively in water of different temperatures and the variation of its magnetic force measured by the deflections it produced in another magnet suspended horizontally,) was $\cdot000276$ for 1° of Fahrenheit; whence as k (the scale coefficient) = $\cdot00019$, the equivalent change in the scale reading calculated from those experiments would be $(\frac{q}{k} = \frac{\cdot000276}{00019} =) 1\cdot45$ scale divisions.* The difference

* When the experiments to ascertain the temperature coefficient of the St. Helena bifilar magnet were noticed in Vol. I. p. 34., the result only, and not the details of the experiments had been received at Woolwich. The details have since been received; and as the value of q derived from them differs so widely from its value shown by the difference in the scale readings in different temperatures, when the

between this value and 0·98 scale divisions (found by the present examination) is considerable, and makes it desirable to examine the latter conclusion somewhat in detail. The distribution of temperature in the course of the year differs at St. Helena from that which is usual in our latitudes, where seasons of middle temperature interpose in spring and autumn between the hottest and coldest quarters in summer and winter; whereas at St. Helena two hot quarters succeed each other, and are followed by two

magnet was mounted, it may be proper to show the number and consistency of the partial results obtained at St. Helena on different days between the 11th and 16th February 1844.

For the purpose of making these experiments, the bifilar magnet was withdrawn from its suspension, and a 12-inch bar was inserted in its place, to measure the changes of horizontal force during the time occupied in each experiment; this bar was adjusted in the usual manner. The vertical force magnet having been removed from its usual support, the reading telescope of a small declinometer recently received from Woolwich was placed on the support, and the declinometer itself was adjusted on its own portable table, at a proper distance from its telescope. This instrument was used to obtain the changes of declination during the time occupied by each experiment. The observatory declinometer was employed to measure changes of force caused by the variations of temperature of the magnet experimented upon, due to the differences of temperature of the water in which it was immersed. A mahogany slab was supported firmly in a position perpendicular to the magnet of the observatory declinometer, and a line was marked upon it at right angles with the magnet and passing through its centre. The axis of the magnet, whose temperature coefficient was the object of the experiment, was placed in this line, the distance between the centres of the two magnets being about 5 feet 1 inch, their length being each 15 inches.

Simultaneous observations were made on several days with the observatory and the small declinometers, in order to get the proportional value of their respective scales. The differences in the scale readings, corresponding to differences of temperature, in the following table, are corrected for the changes of declination occurring during the experiments.

TABLE XXII.

1844.	Differences.				Result.
	Increase of Temperature.	Decrease of Scale Readings.	Decrease of Temperature.	Increase of Scale Readings.	
		Sc. Div.		Sc. Div.	
Feb. 11 -	+14° 9	-0° 50	-08° 1	+0° 14	$q = \frac{1}{t - t_0} a r \left(1 + \frac{H}{F} \right) \cot u.$ <p>where $t - t_0$ expresses the difference of temperature = 19° 47. r the corresponding change of scale readings = 0° 842. a the arc value of 1 sc. div. in parts of radius = 0° 711 \times 0002909. u the whole angle of deflection = 1° 51' 4.</p> <p>whence $q = \cdot 000276$. and $\frac{q}{k} = \frac{\cdot 000276}{\cdot 00019} = 1\cdot 45$ sc. div.</p>
	+10° 9	-0° 66	-15° 5	+0° 49	
" 12 -	+20° 0	-0° 74	-08° 1	+0° 22	
	+16° 5	-1° 08	-27° 4	+1° 36	
" 13 -	+27° 2	-0° 73	-18° 4	+0° 75	
	+13° 4	-0° 56	-21° 0	+0° 64	
" 14 -	+25° 9	-2° 05	-21° 5	+1° 08	
	+19° 4	-1° 08	-22° 5	+1° 45	
" 15 -	+27° 5	-0° 85	-23° 9	+1° 05	
	+18° 5	-0° 58	-21° 4	+0° 58	
" 16 -	+21° 7	-1° 07	-18° 0	+0° 88	
	+21° 3	-0° 77	-24° 2	+0° 90	
Means -	+19° 77	-0° 89	- 9° 17	+0° 795	

cold quarters, also succeeding one another : the year is thus divided into a hot half-year from January to June, and a cold half-year from July to December. The comparison between the seasons which differ most from each other in temperature is, therefore, at St. Helena a comparison between alternate half-years. Collecting the observed scale readings and temperatures accordingly into half-years, we have as follows :—

TABLE XXIII.

Nos.	Dates.	Mean Scale Readings and Temperatures.		Deductions.			
				Nos.	Differences.		$y =$
		Sc. Div.			Sc. Div.		Sc. Div.
1	1844, July to December	64·24	61°84	1 and 3 with 2 -	4·33	5°22	0·83
2	1845, January to June	54·92	67°10	2 and 4 with 3 -	5·84	6°26	0·93
3	1845, July to December	54·27	61°92	3 and 5 with 4 -	5·86	6°69	0·88
4	1846, January to June	41·95	69°26	4 and 6 with 5 -	4·88	5°68	0·86
5	1846, July to December	41·36	63°22				
6	1847, January to June	31·02	68°54		20·91	23°85	0·88

The half-yearly comparisons show, without exception, an even less value for y than (0·98) the result of the 13 quarters combined by least squares ; (the latter combination includes April, May, and June 1844, not comprehended in the half-yearly comparisons). The tendency, therefore, of the half-yearly comparisons is to confirm in detail, and if anything to increase the difference between the result of the experiments in January and February 1844 and that of the *actual* variation of the scale readings in different temperatures. It might be supposed that the value of y resulting from the half-yearly comparisons might be a combination of two natural effects,—one being the change in the magnetic moment of the bar in different temperatures, and the other an annual variation due to some hitherto unexplained cause, independent of the influence of heat upon the magnet itself. In such case, the annual variation might be conceived to be represented by a curve analogous to that produced by the influence of heat on the magnet, but in an opposite direction, the scale readings being increased by it at the epoch of the September equinox, and diminished at the March equinox, whilst at the solstices the readings would be unaffected by it, or nearly so. The observations, however, do not give any support to this supposition. The comparisons with each other of different months, taken indiscriminately in reference to season, but having a sufficient difference of temperature to justify a conclusion as to its effects, all concur in giving nearly the same equivalent for 1° as that derived from the half-yearly comparisons. Though no satisfactory explanation presents itself for the great difference between the two methods of deduction, there can be no doubt that 0·98, or for convenience, 1·00 (the variations of temperature at St. Helena being extremely

small) is to be preferred to 1.45 as the equivalent of 1° Fahr. in the reductions to an uniform temperature.*

Separation and Analysis of the larger Disturbances.—The observations employed in investigating the disturbance laws of the horizontal force at St. Helena were the hourly observations of the bifilar magnetometer from January 1, 1843, to August 31, 1847, omitting the months of January, February, and March 1844, when the hourly observations were suspended; the number of months of which the observations have been employed is consequently 53. The observations having been reduced individually to a uniform temperature of 65° (1 scale division being taken as the equivalent for 1°

* On a reference to Vol. III. of the Toronto Observations, pp. i. to vi., it will be seen that a similar difference was found in the temperature equivalent of the Toronto bifilar when derived from the same two methods. A corroboration of the equivalent (0.98), derived in the text from the hourly observations ending August 31, 1847, is afforded by a continuation of the series of observations with the bifilar, from September 1, 1847, to April 30, 1849, during which interval observations were made five times in the twenty-four hours, viz., at the St. Helena astronomical hours 0, 4, 8, 16, and 20. The mean monthly scale readings corresponding to these observations have been obtained by correcting each individual observation in the monthly abstracts for the solar-diurnal variation, by means of a table similar to Table XXXVI. of this volume, but in which the values were expressed in scale divisions. The *daily* means are then derived from the five observations in each day so corrected, and the *monthly* means from the mean of the daily means. The monthly means, with the corresponding temperatures of the magnet, were as follows:—

TABLE XXIV.

Months.	Monthly Means.	Mean Temper ^e .	Months.	Monthly Means.	Mean Temper ^e .	Months.	Monthly Means.	Mean Temper ^e .
1847.	Sc. Div.	°	1848.	Sc. Div.	°	1848.	Sc. Div.	°
September - - -	130.77	60.30	January - - -	119.18	67.22	May - - -	117.87	66.76
October - - -	128.89	60.18	February - - -	114.24	71.56	June - - -	121.83	63.89
November - - -	126.68	61.78	March - - -	112.35	72.62	July - - -	119.43	62.78
December - - -	121.29	63.91	April - - -	113.78	70.21	August - - -	121.85	61.35
Means - - -	126.91	61.54	Means - - -	114.89	70.40	Means - - -	120.24	63.70

(continued)

Months.	Monthly Means.	Mean Temperature.	Months.	Monthly Means.	Mean Temperature.
1848.	Sc. Div.	°	1849.	Sc. Div.	°
September - - -	120.58	61.93	January - - -	106.89	70.86
October - - -	113.36	64.01	February - - -	104.98	71.75
November - - -	109.11	65.17	March - - -	106.95	70.76
December - - -	108.00	67.96	April - - -	106.10	70.32
Means - - -	112.76	64.77	Means - - -	106.23	70.92

These results, treated in the same way as those in the text (pp. xxiv and xxv), give $x = -2.3$, the progressive decrease in the bifilar scale readings in each quarter of a year, and y , the temperature equivalent = -0.97 scale divisions. The values derived in the text are $x = -2.6$, and $y = -0.98$.

of Fahrenheit), were rewritten in monthly tables, and four scale divisions having been adopted as a convenient value to be employed in the separation of the larger disturbances, every observation which equalled or exceeded that amount of difference from the mean or normal of the same hour and the same month was marked accordingly. Fresh normals were then computed, omitting the observations marked as disturbed, and the normals thus corrected were then used as standards in a second comparison. This process was repeated, until the hourly normals were strictly the means of all the observations remaining after the separation of those which differed four scale divisions or more from them. The approximate value of 4·0 scale divisions in parts of the horizontal force at St. Helena is ·00076. The number of the bifilar observations in which the amount of disturbance equalled or exceeded 4·0 scale divisions in the four years and five months was 4,192 being nearly 1 in 8 of the whole body of the observations (32,941).

The aggregate values of the disturbed observations of the horizontal force in the different years are as follows:—

TABLE XXV.

1 January to 31 December 1843	-	-	4205·2	Sc. Div.
1 April " " 1844	-	-	4512·8	"
1 January " " 1845	-	-	5497·2	"
1 " " " 1846	-	-	6991·5	"
1 " " August 1847	-	-	6803·9	"
Total in the four years and five months			28010·6	

The year 1844 in this table has only nine months, and 1847 only eight months. For the purpose of bringing the aggregate values in those years into an approximate comparison with the values in the other years, we may add $\left(\frac{4512\cdot8}{3} =\right)$ 1504·3 scale divisions to the value in 1844, and $\left(\frac{6803\cdot9}{2} =\right)$ 3402·0 scale divisions to that in 1847, making the aggregate values in these years respectively 6017·1 and 10205·9. The mean annual value would, in such case, be 6583·4, and hence we obtain the ratios which the aggregate values in the different years bear to the average annual value, as shown in Table XXVI.

TABLE XXVI.

For the Year 1843	-	-	-	0·64 to 1
" 1844	-	-	-	0·91 to 1
" 1845	-	-	-	0·84 to 1
" 1846	-	-	-	1·06 to 1
" 1847	-	-	-	1·55 to 1

The maximum ratio is in 1847, and the minimum in 1843; the intermediate progression is not quite regular, inasmuch as the aggregate value in 1844 somewhat exceeds that in 1845.

Table XXVII. exhibits the aggregate values in the different years, divided into disturbances increasing the force and disturbances decreasing the force; no interpolation is here required for the missing months in 1844 and 1847.

TABLE XXVII.

			Increasing.		Decreasing.	
1 January to 31 December, 1843	-	-	1012·3	-	-	3192·9 Sc. Div.
1 April „ „ 1844	-	-	769·3	-	-	3743·5 „
1 January „ „ 1845	-	-	1016·4	-	-	4480·8 „
1 „ „ „ 1846	-	-	1597·9	-	-	5393·6 „
1 „ to 1 August, 1847	-	-	1372·5	-	-	5431·4 „
Total in the four years and five months			5768·4			22242·2 „

It appears, from this table, that the average operation of the disturbances of larger amount at St. Helena is to diminish the horizontal force more than to increase it. The ratio of the disturbances diminishing the force to those which increased it, on the average of the four years and five months, was nearly as 3·9 to 1.

The next table exhibits the aggregate values of the disturbed observations distributed into the several *months* of their occurrence, with the ratios which the values in the preceding column bear to the mean monthly value or average of all the months.

TABLE XXVIII.

Months.	1843.	1844.	1845.	1846.	1847.	Means.	Ratios.	Months.
January	Sc. Div. 307·5	Sc. Div. —	Sc. Div. 717·1	Sc. Div. 303·6	Sc. Div. 723·9	Sc. Div. 513·0	0·96	January.
February	249·4	—	394·0	319·9	727·0	422·6	0·79	February.
March	366·9	—	369·5	626·0	1344·2	676·6	1·27	March.
April	796·5	856·6	673·5	775·9	1637·2	947·9	1·78	April.
May	993·5	143·2	237·6	751·2	809·0	586·9	1·14	May.
June	62·0	90·4	134·4	179·2	209·0	135·0	0·25	June.
July	327·7	116·0	475·2	351·9	386·7	331·5	0·62	July.
August	175·5	531·6	378·0	403·4	966·9	491·1	0·92	August.
September	255·5	679·4	388·4	1182·2	—	626·3	1·18	September.
October	283·6	676·5	414·8	862·5	—	559·3	1·05	October.
November	150·2	701·4	394·6	938·2	—	546·0	1·03	November.
December	236·9	717·7	920·1	297·5	—	543·1	1·02	December.
Mean monthly value =						531·6 = 1·00		

The equinoxes are the epochs of greatest disturbance, and June the month of least disturbance.

DISTURBANCES.

xxxii

Tables XXIX. and XXX. exhibit the aggregate monthly values in the different years, separated into disturbances increasing the force and disturbances decreasing the force. The inferences from these tables differ very little from those drawn from Table XXVIII. June is, in all cases, a very marked minimum, and the equinoxes epochs of maximum disturbance.

TABLE XXIX.

Disturbances increasing the Force.

Months.	1843.	1844.	1845.	1846.	1847.	Means.	Ratios.	Months.
January -	Sc. Div. 81·5	Sc. Div. —	Sc. Div. 142·3	Sc. Div. 36·6	Sc. Div. 161·4	Sc. Div. 105·4	0·97	January.
February -	87·6	—	83·6	79·8	138·1	97·3	0·89	February.
March -	60·5	—	69·6	89·8	299·3	129·8	1·19	March.
April -	25·9	92·0	31·4	184·1	314·7	129·6	1·19	April.
May -	210·9	44·5	55·9	305·8	137·8	151·0	1·39	May.
June -	12·9	54·3	63·3	101·9	45·8	55·6	0·51	June.
July -	9·8	33·9	65·6	185·6	67·6	72·5	0·67	July.
August -	69·0	205·3	71·5	90·3	207·8	128·8	1·18	August.
September -	116·9	95·2	99·9	200·2	—	128·0	1·17	September.
October -	162·6	102·7	139·6	83·2	—	122·0	1·12	October.
November -	45·9	101·5	66·2	81·8	—	73·8	0·68	November.
December -	128·8	39·9	127·5	158·8	—	113·8	1·04	December.
Mean monthly value						- -	109·0 = 1·00	

TABLE XXX.

Disturbances decreasing the Force.

Months.	1843.	1844.	1845.	1846.	1847.	Means.	Ratios.	Months.
January -	Sc. Div. 226·0	Sc. Div. —	Sc. Div. 574·8	Sc. Div. 267·0	Sc. Div. 562·5	Sc. Div. 407·6	0·96	January.
February -	161·8	—	310·4	240·1	588·9	325·3	0·77	February.
March -	306·4	—	299·9	536·2	1044·9	546·8	1·29	March.
April -	770·6	764·6	642·1	591·8	1322·5	818·3	1·94	April.
May -	782·6	98·7	181·7	445·4	671·2	435·9	1·03	May.
June -	49·1	36·1	71·1	77·3	163·2	79·4	0·19	June.
July -	317·9	82·1	409·6	166·3	319·1	259·0	0·61	July.
August -	106·5	326·3	306·5	313·1	759·1	362·3	0·86	August.
September -	138·6	584·2	288·5	982·0	—	498·3	1·17	September.
October -	121·0	573·8	275·2	779·3	—	437·3	1·03	October.
November -	104·3	599·9	328·4	856·4	—	472·2	1·12	November.
December -	108·1	677·8	792·6	138·7	—	429·3	1·01	December.
Mean monthly value						- -	422·6 = 1·00	

Table XXXI. exhibits the aggregate values of the disturbed observations, distributed into the several *hours* of their occurrence, together with the ratios of the values at the different hours to the mean hourly value or average of all the hours.

TABLE XXXI.

St. Helena Astronomical Hours.	1843.	1844 (9 Months).	1845.	1846.	1847 (8 Months).	Sums in the Four Years and Five Months.	Ratios.	St. Helena Civil Hours.
	Sc. Div.	Sc. Div.	Sc. Div.	Sc. Div.	Sc. Div.	Sc. Div.		
18	80·2	87·4	111·5	112·4	164·0	555·5	0·48	6 a.m.
19	75·4	98·3	106·0	135·1	196·8	611·6	0·52	7 a.m.
20	148·3	142·9	175·1	257·7	268·3	992·3	0·85	8 a.m.
21	249·0	204·7	244·0	319·8	299·8	1317·3	1·13	9 a.m.
22	242·5	286·5	292·7	384·6	351·4	1557·7	1·33	10 a.m.
23	297·0	326·2	390·4	375·7	345·1	1734·4	1·49	11 a.m.
0	302·6	323·4	458·1	446·1	397·0	1927·2	1·65	Noon.
1	286·5	245·4	409·3	470·3	385·7	1797·2	1·54	1 p.m.
2	227·1	256·4	439·0	424·5	354·6	1701·6	1·46	2 p.m.
3	224·6	287·3	331·8	407·0	367·2	1617·9	1·39	3 p.m.
4	201·6	291·4	319·4	400·3	367·2	1579·9	1·35	4 p.m.
5	203·7	266·4	297·8	424·8	334·3	1527·0	1·31	5 p.m.
6	227·4	267·3	309·5	417·0	343·7	1564·9	1·34	6 p.m.
7	229·9	265·0	284·7	418·0	370·8	1568·4	1·34	7 p.m.
8	226·7	205·6	237·8	414·9	311·5	1396·5	1·20	8 p.m.
9	173·8	169·8	205·3	352·1	285·7	1186·7	1·02	9 p.m.
10	165·2	154·7	159·2	338·3	254·9	1071·3	0·92	10 p.m.
11	167·7	146·6	137·3	190·0	220·1	861·7	0·74	11 p.m.
12	94·4	124·0	144·6	158·5	208·2	729·7	0·63	Midnight.
13	75·7	84·5	122·4	154·3	203·0	639·9	0·55	1 a.m.
14	74·7	76·8	105·8	116·8	197·0	571·1	0·49	2 a.m.
15	77·7	60·9	85·8	85·5	186·9	496·8	0·43	3 a.m.
16	84·0	68·2	57·2	90·4	184·2	484·0	0·41	4 a.m.
17	69·5	73·1	73·5	97·4	206·5	520·0	0·45	5 a.m.
Total in the four years and five months						-	28010·6	
Mean hourly value						-	$\frac{28010·6}{24} =$	1167·1 = 1·00

As in the declination, so in the horizontal force, the hours of the day are the hours of principal disturbance. The ratios exceed unity from 9 A.M. to 9 P.M. inclusive, and are below unity from 10 P.M. to 8 A.M. inclusive. The hours of greatest disturbance are from 11 A.M. to 3 P.M. inclusive, and those of least disturbance from 3 to 6 A.M. inclusive. The ratios from 11 A.M. to 2 P.M. are between three and four times greater than those between 3 and 6 A.M.

Tables XXXII. and XXXIII. exhibit the aggregate values at the different hours, separated into disturbances increasing the force and disturbances decreasing the force, and also the ratios of the values at each hour of both kinds of disturbance to their respective mean hourly value.

TABLE XXXII.

Disturbances increasing the Force.

St. Helena Astronomical Hours.	1843.	1844 (9 Months).	1845.	1846.	1847 (8 Months).	Sums in the Four Years and Five Months.	Ratios.	St. Helena Civil Hours.
	Sc. Div.	Sc. Div.	Sc. Div.	Sc. Div.	Sc. Div.	Sc. Div.		
18	23·4	26·7	50·1	36·9	47·5	184·6	0·77	6 a.m.
19	24·0	32·8	50·0	33·5	39·9	180·2	0·75	7 a.m.
20	26·3	18·7	47·8	98·5	58·3	249·6	1·04	8 a.m.
21	84·9	40·9	97·0	120·9	79·1	422·8	1·76	9 a.m.
22	91·9	67·8	95·4	177·5	105·8	538·4	2·24	10 a.m.
23	166·1	84·0	133·5	159·8	111·8	655·2	2·73	11 a.m.
0	88·1	79·1	108·1	169·3	86·2	530·8	2·21	Noon.
1	98·7	72·7	110·1	166·4	130·3	578·2	2·41	1 p.m.
2	85·4	61·0	110·7	111·8	122·5	491·4	2·04	2 p.m.
3	89·7	50·2	47·1	81·1	45·9	314·0	1·31	3 p.m.
4	39·3	12·7	27·5	38·5	74·9	192·9	0·80	4 p.m.
5	26·3	8·4	8·8	41·8	44·6	129·9	0·54	5 p.m.
6	19·7	4·4	—	53·7	51·0	128·8	0·54	6 p.m.
7	14·6	8·2	5·9	45·8	56·3	130·8	0·54	7 p.m.
8	5·7	14·3	11·8	28·8	33·3	93·9	0·39	8 p.m.
9	9·9	12·9	11·2	30·0	35·4	99·4	0·41	9 p.m.
10	8·7	14·2	4·3	34·4	34·3	95·9	0·40	10 p.m.
11	13·5	18·7	14·8	28·8	33·9	109·7	0·46	11 p.m.
12	22·0	27·1	14·8	30·4	18·2	112·5	0·47	Midnight.
13	9·8	31·6	14·0	28·2	25·9	109·5	0·46	1 a.m.
14	13·9	20·6	11·0	22·0	31·9	99·4	0·41	2 a.m.
15	28·5	15·6	9·3	27·4	25·5	106·3	0·44	3 a.m.
16	14·9	20·6	15·1	14·3	26·3	91·2	0·38	4 a.m.
17	7·0	26·1	18·1	18·1	53·7	123·0	0·51	5 a.m.
Total in the four years and five months						- -	5768·4	
Mean hourly value						- - -	$\frac{5768·4}{24} =$	240·3 = 1·00

TABLE XXXIII.

Disturbances decreasing the Force.

St. Helena Astronomical Hours.	1843.	1844 (9 Months).	1845.	1846.	1847 (8 Months).	Sums in the Four Years and Five Months.	Ratios.	St. Helena Civil Hours.
	Sc. Div.	Sc. Div.	Sc. Div.	Sc. Div.	Sc. Div.	Sc. Div.		
18	56·8	60·7	61·4	75·5	116·5	370·9	0·40	6 a.m.
19	51·4	65·5	56·0	101·6	156·9	431·4	0·47	7 a.m.
20	122·0	124·2	127·3	159·2	210·0	742·7	0·80	8 a.m.
21	164·1	163·8	147·0	198·9	220·7	894·5	0·97	9 a.m.
22	150·6	218·7	197·3	207·1	245·6	1019·3	1·10	10 a.m.
23	130·9	242·2	256·9	215·9	233·3	1079·2	1·16	11 a.m.
0	214·5	244·3	350·0	276·8	310·8	1396·4	1·51	Noon.
1	187·8	172·7	299·2	303·9	255·4	1219·0	1·32	1 p.m.
2	141·7	195·4	328·3	312·7	232·1	1210·2	1·31	2 p.m.
3	134·9	237·1	284·7	325·9	321·3	1303·9	1·41	3 p.m.
4	162·3	278·7	291·9	361·8	292·3	1387·0	1·50	4 p.m.
5	177·4	258·0	289·0	383·0	289·7	1397·1	1·51	5 p.m.
6	207·7	262·9	309·5	363·3	292·7	1436·1	1·55	6 p.m.
7	215·3	256·8	278·8	372·2	314·5	1437·6	1·55	7 p.m.
8	221·0	191·3	226·0	386·1	278·2	1302·6	1·41	8 p.m.
9	163·9	156·9	194·1	322·1	250·3	1087·3	1·17	9 p.m.
10	156·5	140·5	153·9	303·9	220·6	975·4	1·05	10 p.m.
11	154·2	127·9	122·5	161·2	186·2	752·0	0·81	11 p.m.
12	72·4	96·9	129·8	128·1	190·0	617·2	0·67	Midnight.
13	65·9	52·9	108·4	126·1	177·1	530·4	0·57	1 a.m.
14	60·8	56·2	94·8	94·8	165·1	471·7	0·51	2 a.m.
15	49·2	45·3	76·5	58·1	161·4	390·5	0·42	3 a.m.
16	69·1	47·6	42·1	76·1	157·9	392·8	0·42	4 a.m.
17	62·5	47·0	55·4	79·3	152·8	397·0	0·43	5 a.m.
Total in the four years and five months						- - 22242·2		
Mean hourly value						- - - $\frac{22242\cdot2}{24} =$	926·8 = 1·00	

On examining Tables XXXII. and XXXIII., we perceive that the disturbances which increase and those which decrease the horizontal force have some distinctive features. Thus the disturbances which increase the force are above unity during 8 hours, viz. from 8 A.M. to 3 P.M. inclusive, whilst those which decrease the force are above unity during 13 hours, viz. from 10 A.M. to 10 P.M. inclusive. In both, the hours of the day are those of principal disturbance, but the ratios of the disturbances increasing the force are much greater from 10 A.M. to 2 P.M. than from 4 P.M. to 10 P.M.,

whilst in the disturbances decreasing the force the ratios from 4 to 7 P.M. are amongst the highest. The maximum is a well marked feature in both progressions, but occurs at very different hours, viz. at 11 A.M. in the disturbances which increase, and at 6 or 7 P.M. in those which decrease the force. There is a great general resemblance between the distribution of the disturbances of the declination and those of the horizontal force. This is particularly seen when the ratios of the disturbances which increase the force are compared with the ratios of the aggregate values of the declination disturbances in Table XII. or with those of the easterly and westerly deflections in Table XIII.

In the method adopted in these volumes for separating a portion of the larger disturbances for the purpose of examining the laws which regulate their mean occurrence, the difference from the normal of the same month and hour, which is held to constitute a large disturbance, and to place the observation in which it occurs within the category of the "larger disturbances," has, in all instances, been assumed in some degree arbitrarily, but after a full consideration of the particular circumstances of the case. No other criterion of a disturbance being recognized except that of the magnitude of its difference from the mean reading of the magnet in the same month and at the same hour, it seems difficult to devise any other method of selecting a sufficient number of disturbed observations for the proposed investigation. In applying it there are two considerations which limit the selection; on the one hand, the value must be near enough to the normal to separate a sufficient body of disturbed observations; and, on the other hand, so far removed from it, that the separated observations may not include those which may be affected only or chiefly by irregularities of the solar-diurnal variation. There will generally be found a sufficiently wide margin between these limits to permit a convenient selection to be made. In all the trials that I have hitherto made, I have found that, when due regard is paid to the considerations referred to above as determining the proper limits, changes in the separating value within those limits may indeed considerably increase or diminish the number of the separated observations, but do not cause any material differences in the ratios. Thus, in the preceding discussion, a difference of 4 scale divisions above or below the normal has been taken as constituting one of the larger disturbances, the number of observations so separated being 4,192, or about 1 in 8 of the whole body of observations. If 5 scale divisions had been taken instead of 4, the number would have been reduced to 2,411, or about 1 in 14 of

the whole body. The number of observations from which the laws of the disturbances are to be sought is nearly double (1·7 to 1·0), when 4 scale divisions are employed instead of 5; but the subjoined table shows that even so great a change would make no material alteration, in a practical point of view, in the *ratios* at the different hours which are respectively obtained on the two suppositions.

TABLE XXXIV.

Ratios of Disturbance at the Different Hours with 4 and with 5 Scale Divisions.

St. Helena Astronomical Hours..	Aggregate Values.		Disturbances increasing the Force.		Disturbances decreasing the Force.		St. Helena Civil Hours.
	4 Sc. Div.	5 Sc. Div.	4 Sc. Div.	5 Sc. Div.	4 Sc. Div.	5 Sc. Div.	
18	0·44	0·41	0·77	0·37	0·40	0·42	6 a.m.
19	0·53	0·46	0·75	0·72	0·47	0·40	7 a.m.
20	0·79	0·70	1·04	1·05	0·80	0·63	8 a.m.
21	1·07	1·17	1·76	1·93	0·97	0·93	9 a.m.
22	1·29	1·25	2·24	2·04	1·10	1·09	10 a.m.
23	1·40	1·58	2·73	2·93	1·16	1·29	11 a.m.
0	1·59	1·58	2·21	2·65	1·51	1·36	Noon.
1	1·58	1·59	2·41	2·55	1·32	1·38	1 p.m.
2	1·43	1·57	2·04	2·07	1·31	1·46	2 p.m.
3	1·48	1·44	1·31	1·26	1·41	1·48	3 p.m.
4	1·36	1·36	0·80	0·75	1·50	1·49	4 p.m.
5	1·33	1·34	0·54	0·52	1·51	1·51	5 p.m.
6	1·33	1·43	0·54	0·66	1·55	1·60	6 p.m.
7	1·37	1·41	0·54	0·64	1·55	1·57	7 p.m.
8	1·24	1·29	0·39	0·74	1·41	1·41	8 p.m.
9	1·04	1·14	0·41	0·33	1·17	1·31	9 p.m.
10	0·96	1·00	0·40	0·31	1·05	1·14	10 p.m.
11	0·76	0·73	0·46	0·55	0·81	0·77	11 p.m.
12	0·62	0·61	0·47	0·36	0·67	0·66	Midnight.
13	0·57	0·51	0·46	0·18	0·57	0·58	1 a.m.
14	0·50	0·43	0·41	0·27	0·51	0·46	2 a.m.
15	0·44	0·38	0·44	0·40	0·42	0·38	3 a.m.
16	0·44	0·32	0·38	0·25	0·42	0·34	4 a.m.
17	0·43	0·34	0·51	0·43	0·43	0·32	5 a.m.
Mean hourly values.	1167·1=1·00	827·0=1·00	240·1=1·00	144·3=1·00	926·8=1·00	682·7=1·00	Mean hourly values.

The disturbances which increase the force are so much fewer and less in value than those which decrease the force, or than the aggregate values, that it is quite possible that the greater irregularity which appears in the comparative ratios of the disturbances increasing the force in Table XXXIV. would disappear on the more extensive induction which would be produced by a longer series.

Normals, or Hourly Means of the Bifilar Magnetometer, in the several Months from January 1843 to August 1847 inclusive.—Table XXXV. exhibits the normals, or hourly mean readings of the bifilar, reduced to an uniform temperature of 65°, in the several months above-mentioned, with the exception of January, February, and March 1844, when no observations were made. In preparing this table, all observations which differed four scale divisions or more from the normals of the same month and hour have been omitted.

ST. HELENA: HORIZONTAL FORCE.

TABLE XXXV.

Periods to which the Hourly Means correspond.	GÖTTINGEN HOURS.											
	0	1	2	3	4	5	6	7	8	9	10	11
	ST. HELENA HOURS.											
	23	0	1	2	3	4	5	6	7	8	9	10
1843.	Sc. Div.	Sc. Div.	Sc. Div.	Sc. Div.	Sc. Div.	Sc. Div.	Sc. Div.	Sc. Div.	Sc. Div.	Sc. Div.	Sc. Div.	Sc. Div.
Jan. 2 to 31 -	65·5	66·0	65·5	64·5	63·1	61·4	60·5	59·5	58·6	58·0	57·5	57·2
Feb. 1 to 28 -	64·1	64·2	63·4	61·8	60·8	59·5	58·3	57·6	57·3	57·2	56·7	56·8
March 1 to 31 -	65·2	65·9	65·3	63·8	62·9	61·2	59·5	58·8	58·1	58·0	58·0	57·9
April 1 to 30 -	67·9	67·7	66·4	63·9	62·2	60·9	59·8	59·3	58·8	58·8	58·1	57·8
May 1 to 31 -	65·4	68·5	63·6	61·4	59·6	60·0	59·7	58·8	57·8	57·8	57·6	57·2
June 1 to 30 -	64·8	65·2	63·8	62·6	61·1	60·0	59·2	58·3	58·1	58·1	58·2	57·7
July 1 to 23 -	63·4	63·4	62·4	60·9	59·8	59·2	58·5	56·9	56·2	56·4	56·0	56·2
July 25 to 31 -	83·9	84·5	83·7	82·2	80·0	79·1	78·1	77·2	77·1	76·3	76·3	76·7
Aug. 1 to 31 -	84·9	85·0	84·2	82·4	80·9	79·8	78·5	77·5	77·4	77·1	76·7	76·8
Sept. 1 to Oct. 1 -	82·7	82·9	82·5	81·7	79·5	78·5	76·4	75·4	74·8	74·1	74·1	74·5
Oct. 2 to 31 -	78·0	80·4	81·0	78·9	77·1	76·0	75·0	74·5	73·8	73·4	73·2	73·3
Nov. 1 to 30 -	78·8	79·2	79·0	77·3	76·1	75·3	74·3	73·1	72·1	71·6	71·1	71·4
Dec. 1 to 31 -	74·3	74·3	74·2	74·4	73·3	72·2	70·9	70·2	68·8	68·7	68·5	69·0
1844.												
April 1 to 30 -	67·9	66·2	65·2	63·9	64·1	62·5	61·0	60·6	59·7	59·2	59·3	59·3
May 1 to 31 -	68·7	68·6	66·9	65·7	64·6	64·1	63·1	62·2	61·8	61·0	61·1	61·0
June 1 to 30 -	70·2	70·2	69·4	68·0	66·7	65·6	64·9	64·5	64·0	63·6	63·4	63·7
July 1 to 31 -	69·5	70·2	69·0	67·5	65·6	64·9	64·5	64·0	63·6	63·4	63·0	63·0
Aug. 1 to Sept. 1 -	66·9	67·2	65·5	63·6	63·1	63·3	62·4	62·1	61·7	60·2	60·5	60·1
Sept. 2 to 30 -	67·2	68·6	66·5	65·3	63·0	61·9	61·0	60·5	60·5	60·7	61·0	60·8
Oct. 1 to 31 -	66·2	66·0	64·7	63·2	61·4	60·5	59·5	58·4	58·3	57·9	57·4	57·6
Nov. 1 to Dec. 1 -	64·7	64·3	63·4	62·7	61·6	60·0	59·3	58·0	57·3	57·4	57·0	57·2
Dec. 2 to 31 -	65·0	64·4	64·4	64·0	62·2	61·9	61·0	59·3	57·7	57·3	57·1	57·2
1845.												
Jan. 1 to 31 -	62·5	64·0	63·4	61·4	60·5	58·8	57·9	57·6	56·6	55·8	55·5	55·7
Feb. 1 to 28 -	64·1	65·0	65·2	62·6	61·8	61·4	60·4	58·6	57·3	56·7	56·2	56·2
March 1 to 31 -	64·3	63·3	63·0	61·6	60·3	58·7	57·5	56·8	56·0	54·8	55·5	55·3
April 1 to 30 -	65·2	64·6	63·6	62·1	59·7	57·7	55·9	54·6	54·3	53·6	53·5	53·5
May 1 to June 1 -	63·2	62·7	60·8	59·0	57·6	56·2	54·4	54·3	53·5	53·6	53·2	52·9
June 2 to 30 -	62·1	62·4	61·5	59·8	58·2	56·7	55·8	55·2	54·8	54·4	54·4	54·1
July 1 to 31 -	60·8	61·9	60·9	59·9	57·5	56·2	55·1	54·3	53·6	53·0	52·7	52·8
Aug. 1 to 31 -	59·2	59·3	58·6	56·8	54·6	53·6	52·4	51·7	51·3	51·1	50·8	50·8
Sept. 1 to 30 -	55·3	55·7	54·9	53·4	51·7	51·0	49·9	49·5	48·8	48·4	48·3	48·6
Oct. 1 to 31 -	56·9	56·8	55·2	54·5	52·9	50·7	50·1	49·4	48·6	48·1	47·8	47·9
Nov. 1 to 30 -	54·5	56·1	55·3	53·7	53·1	52·5	51·0	49·5	48·9	48·5	48·0	47·5
Dec. 1 to 31 -	52·6	53·4	51·3	51·1	50·3	49·5	49·4	48·3	47·6	47·3	46·8	46·5

TABLE XXXV.

GÖTTINGEN HOURS.

12	13	14	15	16	17	18	19	20	21	22	23
----	----	----	----	----	----	----	----	----	----	----	----

ST. HELENA HOURS.

11	12	13	14	15	16	17	18	19	20	21	22
----	----	----	----	----	----	----	----	----	----	----	----

Periods
from which the
Hourly Means
are derived.

Sc. Div.	Sc. Div.	Sc. Div.	Sc. Div.	Sc. Div.	Sc. Div.	Sc. Div.	Sc. Div.	Sc. Div.	Sc. Div.	Sc. Div.	Sc. Div.
57.1	56.8	57.3	57.7	57.8	58.1	58.4	59.1	60.7	62.9	64.0	65.2
56.9	57.2	57.2	57.2	57.3	57.3	57.3	57.7	58.7	60.3	61.7	62.8
58.4	58.5	58.4	58.6	58.7	59.0	59.2	59.6	60.0	61.8	63.3	65.5
59.0	58.6	58.9	59.3	59.4	59.7	59.9	60.0	60.5	62.5	64.3	66.3
57.3	57.5	58.1	58.5	58.7	59.0	59.3	59.1	59.7	61.2	63.4	65.3
57.5	57.4	57.6	58.1	58.1	58.2	58.5	58.7	59.0	60.0	61.8	63.4
56.1	56.4	57.0	56.8	57.2	57.6	57.7	57.8	58.3	59.1	60.5	62.2
77.4	77.8	77.1	77.4	77.1	78.0	78.0	78.6	78.4	79.4	80.3	82.6
77.1	77.0	76.9	77.1	77.5	77.7	77.7	78.2	78.3	79.3	80.6	82.7
74.5	74.9	75.6	76.1	76.1	76.2	76.2	76.2	76.6	77.4	78.8	80.8
73.3	73.9	74.2	74.4	74.4	74.5	74.4	74.4	75.3	76.3	78.0	78.9
71.6	71.9	72.2	72.3	72.0	72.2	72.5	72.9	74.0	75.4	77.3	78.1
69.3	69.2	69.7	69.8	69.9	69.8	70.0	70.3	71.5	72.7	73.8	74.4

1843.
Jan. 2 to 31.
Feb. 1 to 28.
March 1 to 31.
April 1 to 30.
May 1 to 31.
June 1 to 30.
July 1 to 23.
July 25 to 31.
Aug. 1 to 31.
Sept. 1 to Oct. 1.
Oct. 2 to 31.
Nov. 1 to 30.
Dec. 1 to 31.

60.0	59.8	59.7	60.0	60.1	60.6	60.3	60.2	60.8	62.6	65.3	67.6
60.6	61.1	61.0	61.4	61.9	62.2	62.5	62.9	62.9	64.1	66.1	67.3
63.2	63.3	63.6	63.8	63.8	64.0	64.3	64.5	65.1	66.1	67.4	69.4
62.8	62.8	63.2	63.2	63.6	63.6	64.1	64.4	64.6	65.3	67.0	68.5
61.1	60.9	61.2	61.5	61.8	61.8	62.0	62.1	62.0	63.1	64.8	66.0
60.5	60.6	60.7	60.7	61.5	61.1	61.2	61.6	61.6	62.3	64.1	66.3
57.5	57.5	56.9	58.4	57.9	58.2	58.4	57.9	59.2	61.2	63.5	63.8
56.5	57.1	56.7	57.4	57.6	57.5	57.6	58.3	59.3	61.6	62.5	64.5
57.4	58.0	57.8	57.8	58.0	58.2	58.3	59.1	60.6	62.6	63.3	64.8

1844.
April 1 to 30.
May 1 to 31.
June 1 to 30.
July 1 to 31.
Aug. 1 to Sept. 1.
Sept. 2 to 31.
Oct. 1 to 31.
Nov. 1 to Dec. 1.
Dec. 2 to 31.

55.4	55.9	56.2	56.5	56.3	56.5	56.6	56.0	56.8	57.8	58.7	60.7
56.3	56.8	56.4	56.7	56.8	57.0	56.9	56.9	57.8	59.6	61.6	63.6
55.0	55.3	55.5	55.7	55.9	55.6	55.7	56.1	57.1	58.7	61.1	62.4
53.4	53.6	53.6	53.6	54.2	54.7	54.0	54.7	55.1	57.7	60.7	62.7
53.1	53.3	53.2	53.3	53.5	53.8	54.0	54.6	55.0	57.0	59.3	61.4
54.1	54.2	54.3	54.6	54.5	54.7	54.9	55.2	55.9	57.1	58.9	60.5
52.5	52.9	52.9	52.9	53.2	53.4	53.6	53.8	54.1	55.5	57.2	59.3
50.6	50.8	50.9	51.7	52.0	51.9	51.9	52.1	52.2	53.5	55.0	57.4
48.4	48.7	49.1	48.8	49.1	49.0	49.3	49.6	49.6	50.7	52.6	54.3
48.1	48.1	48.4	48.4	48.7	48.6	48.8	48.7	49.9	51.9	53.7	56.0
48.1	48.4	48.3	48.6	48.8	48.9	49.1	49.3	50.5	52.2	53.3	55.0
46.9	47.2	46.9	47.2	47.4	47.0	47.5	48.3	49.7	51.4	52.0	53.2

1845.
Jan. 1 to 31.
Feb. 1 to 28.
March 1 to 31.
April 1 to 30.
May 1 to June 1.
June 2 to 30.
July 1 to 31.
Aug. 1 to 31.
Sept. 1 to 30.
Oct. 1 to 31.
Nov. 1 to 30.
Dec. 1 to 31.

(Continued on p. xl.)

ST. HELENA : HORIZONTAL FORCE.

TABLE XXXV.—*continued.*

Periods to which the Hourly Means correspond.	GÖTTINGEN HOURS.											
	0	1	2	3	4	5	6	7	8	9	10	11
	ST. HELENA HOURS.											
	23	0	1	2	3	4	5	6	7	8	9	10
1846.	Sc. Div.	Sc. Div.	Sc. Div.	Sc. Div.	Sc. Div.	Sc. Div.	Sc. Div.	Sc. Div.	Sc. Div.	Sc. Div.	Sc. Div.	Sc. Div.
Jan. 1 to Feb. 1 -	52·9	53·1	53·4	52·0	51·4	50·3	49·4	48·3	47·6	47·0	46·2	46·0
Feb. 2 to March 1 -	52·1	53·6	52·6	50·8	49·6	48·4	47·2	46·4	46·1	45·5	45·2	44·6
March 2 to 31 -	54·1	55·4	54·0	51·9	50·3	48·0	47·0	45·6	45·4	44·6	44·3	43·8
April 1 to 30 -	55·6	55·0	53·0	51·3	48·4	46·8	46·2	45·0	43·7	44·0	43·4	44·1
May 1 to 31 -	50·8	50·4	49·2	47·1	45·2	45·4	41·8	40·0	40·8	41·4	42·2	41·1
June 1 to 30 -	50·0	50·2	49·3	47·5	45·9	44·7	43·4	41·7	41·4	41·4	40·8	41·4
July 1 to 31 -	47·7	48·0	47·3	45·5	44·1	43·2	42·4	40·5	39·8	39·8	40·0	39·8
August 1 to 31 -	46·3	47·4	46·8	44·7	42·2	40·3	39·4	38·0	37·1	37·4	37·6	36·8
Sept. 1 to 30 -	45·6	45·8	44·9	42·2	40·5	39·0	38·3	38·1	35·3	35·4	36·0	35·8
Oct. 1 to Nov. 1 -	44·9	44·2	43·6	42·9	41·9	39·9	38·8	38·4	37·6	37·3	36·2	36·4
Nov. 2 to 30 -	46·5	46·8	46·5	45·8	44·3	43·3	41·3	39·4	38·7	38·0	37·2	37·5
Dec. 1 to 31 -	43·4	43·8	43·8	43·6	43·1	42·6	41·3	39·7	39·5	38·5	37·7	37·6
1847.												
Jan. 1 to 31 -	47·3	47·5	46·2	44·5	42·5	42·4	40·6	38·9	38·1	37·4	36·9	37·1
Feb. 1 to 28 -	41·1	42·2	41·5	39·9	39·6	38·5	37·7	36·9	36·2	34·4	34·0	33·7
March 1 to 31 -	40·2	42·6	41·8	40·6	40·5	37·1	34·6	32·5	33·0	32·8	32·2	31·2
April 1 to 30 -	41·1	42·3	37·9	36·2	35·8	33·8	32·3	31·2	29·4	29·8	29·6	30·0
May 1 to 31 -	39·2	39·1	36·9	34·7	34·9	32·0	31·5	30·7	29·8	30·3	29·7	29·8
June 1 to 30 -	40·2	40·6	39·9	38·0	36·5	35·3	34·2	33·0	32·2	31·9	32·3	32·1
July 1 to Aug. 1 -	38·7	38·7	38·1	36·3	34·5	32·9	32·3	31·5	30·9	30·8	30·8	30·1
August 2 to 31 -	39·6	40·4	39·3	35·7	34·2	31·6	31·0	30·2	30·4	29·4	29·0	28·6

TABLE XXXV—continued.

GÖTTINGEN HOURS.												Periods from which the Hourly Means are derived.	
12	13	14	15	16	17	18	19	20	21	22	23		
ST. HELENA HOURS.													
11	12	13	14	15	16	17	18	19	20	21	22		
Sc. Div.	Sc. Div.	Sc. Div.	Sc. Div.	Sc. Div.	Sc. Div.	Sc. Div.	Sc. Div.	Sc. Div.	Sc. Div.	Sc. Div.	Sc. Div.	Sc. Div.	1846.
45·6	46·0	46·2	45·9	46·4	47·0	46·9	46·8	47·8	49·5	51·1	52·2	50·6	Jan. 1 to Feb. 1.
44·4	44·7	44·9	45·4	45·0	45·0	45·0	44·7	45·3	46·7	48·3	50·6	50·9	Feb. 2 to Mar. 1.
44·0	44·4	44·5	44·4	44·5	44·5	44·9	44·6	45·4	47·2	49·9	50·9	53·9	March 2 to 31.
43·2	43·2	43·8	44·5	44·3	44·9	44·8	45·5	46·3	48·0	50·9	53·9	49·4	April 1 to 30.
41·3	41·8	42·2	41·9	42·1	42·7	43·0	43·2	43·6	45·4	46·7	49·4	48·6	May 1 to 31.
41·5	41·3	41·4	42·2	42·3	42·5	42·3	42·5	43·2	44·8	46·6	48·6	46·5	June 1 to 30.
39·6	40·0	40·4	40·4	40·6	41·0	41·1	41·0	41·7	42·2	44·1	46·5	44·8	July 1 to 31.
37·5	37·6	37·8	39·4	39·1	38·5	39·1	39·2	39·9	40·7	42·1	44·8	43·3	August 1 to 31.
35·5	36·2	36·9	36·8	37·1	36·9	37·3	37·0	37·7	38·5	41·7	43·3	43·5	Sept. 1 to 30.
36·6	36·4	36·3	36·3	36·6	36·5	36·4	36·3	37·8	39·4	41·6	43·5	44·4	Oct. 1 to Nov. 1.
37·3	37·7	37·8	37·7	37·6	37·9	37·7	37·9	39·4	40·9	43·1	44·4	42·7	Nov. 2 to 30.
37·6	38·0	38·2	38·4	38·6	38·8	38·9	39·3	40·3	41·0	42·4	42·7		Dec. 1 to 31.
													1847.
37·0	37·1	37·4	37·4	37·4	37·2	37·3	37·7	38·5	40·8	43·1	44·9	40·8	Jan. 1 to 31.
33·6	34·1	33·8	34·6	34·3	34·6	34·4	34·3	35·7	37·1	38·9	40·8	38·5	Feb. 1 to 28.
31·7	32·5	32·6	32·7	32·8	33·2	33·5	33·4	34·0	36·4	37·3	38·5	38·7	March 1 to 31.
29·4	30·0	30·8	31·0	30·9	30·9	31·0	31·2	31·6	32·7	35·8	38·7	38·1	April 1 to 30.
30·0	30·0	30·4	30·5	30·8	31·1	31·2	31·4	32·0	33·5	35·5	38·1	39·1	May 1 to 31.
32·0	31·9	32·2	32·4	32·4	32·8	32·8	33·0	33·7	35·1	37·2	39·1	37·4	June 1 to 30.
30·2	30·4	30·7	30·7	31·1	31·4	31·2	31·0	31·2	33·0	35·2	37·4	35·9	July 1 to Aug. 1.
28·7	29·2	29·4	29·9	30·1	30·2	30·3	30·0	30·9	32·8	35·9	38·3		Aug. 2 to 31.

Solar-diurnal Variation.—Tables XI. and XII. in Vol. I, exhibited the solar-diurnal variation of the horizontal force derived from the monthly means of the bifilar magnetometer, reduced to an uniform temperature of the magnet for every month of the years 1841 to 1845 inclusive, the observations having been two hourly until August 31, 1842, and hourly from September 1, 1842, to December 31, 1845. We have now the results of an hourly series from January 1, 1843, to August 31, 1847, inclusive, omitting the months of January, February, and March 1844, when no observations were made. The results may deserve to be preferred to those given in Vol. I., as being derived from a more complete series. Accordingly, Table XXXVI. exhibits the mean solar-diurnal variation of the horizontal force, expressed in parts of the force, at every hour and in every month. This variation is the difference in the particular month and at the particular hour from the mean horizontal force at all the hours during the same month: it is given to six places of decimals, the first two figures (always '00) being placed for convenience in an upper line; the equivalent for 1° of Fahrenheit used in the reduction of the observations to an uniform temperature is 1 scale division, and '00019 has been taken as the scale coefficient throughout. The larger disturbances, or those equalling or exceeding four scale divisions from the normal, have been excluded.

TABLE XXXVI.

Months.	ST. HELENA ASTRONOMICAL HOURS.											
	0h.	1h.	2h.	3h.	4h.	5h.	6h.	7h.	8h.	9h.	10h.	11h.
	'00	'00	'00	'00	'00	'00	'00	'00	'00	'00	'00	'00
January - - - -	+1096	+0994	+0712	+0478	+0259	+0039	-0152	-0312	-0441	-0541	-0549	-0584
February - - - -	+1080	+0970	+0612	+0448	+0258	+0065	-0129	-0261	-0403	-0485	-0520	-0526
March - - - -	+1241	+1092	+0796	+0610	+0185	-0123	-0351	-0412	-0525	-0527	-0616	-0572
April - - - -	+1352	+0987	+0652	+0381	+0056	-0192	-0361	-0542	-0565	-0625	-0590	-0583
May - - - -	+1254	+0798	+0437	+0211	+0054	-0223	-0393	-0482	-0462	-0476	-0542	-0532
June - - - -	+1068	+0887	+0579	+0289	+0065	-0115	-0302	-0383	-0425	-0438	-0438	-0465
July - - - -	+1058	+0901	+0600	+0270	+0078	-0061	-0269	-0381	-0426	-0453	-0480	-0495
August - - - -	+1188	+0999	+0575	+0266	+0021	-0167	-0326	-0387	-0482	-0510	-0567	-0497
September - - - -	+1132	+0929	+0635	+0256	+0055	-0173	-0269	-0467	-0508	-0465	-0456	-0492
October - - - -	+1004	+0876	+0634	+0347	+0048	-0121	-0257	-0367	-0447	-0550	-0522	-0499
November - - - -	+0995	+0903	+0679	+0471	+0276	+0034	-0244	-0387	-0463	-0562	-0553	-0557
December - - - -	+0713	+0603	+0577	+0376	+0246	+0075	-0167	-0351	-0440	-0519	-0510	-0468
Semi-annual Means } April to Sept. -	+1177	+0916	+0578	+0280	+0055	-0156	-0322	-0440	-0477	-0496	-0514	-0511
Means } Oct. to March -	+1021	+0906	+0668	+0455	+0212	-0005	-0217	-0348	-0453	-0526	-0545	-0534
Annual Means - - -	+1099	+0911	+0623	+0368	+0133	-0080	-0270	-0394	-0465	-0511	-0530	-0522

TABLE XXXVI.—continued.

Months.	ST. HELENA ASTRONOMICAL HOURS.											
	12 ^h .	13 ^h .	14 ^h .	15 ^h .	16 ^h .	17 ^h .	18 ^h .	19 ^h .	20 ^h .	21 ^h .	22 ^h .	23 ^h .
	'00	'00	'00	'00	'00	'00	'00	'00	'00	'00	'00	'00
January - - -	-.0554	-.0493	-.0474	-.0455	-.0410	-.0395	-.0376	-.0174	+0165	+0449	+0738	+0978
February - - -	-.0455	-.0475	-.0400	-.0423	-.0400	-.0411	-.0418	-.0227	+0070	+0390	+0733	+0905
March - - - -	-.0499	-.0483	-.0463	-.0445	-.0419	-.0372	-.0356	-.0219	+0143	+0496	+0761	+1074
April - - - -	-.0573	-.0510	-.0446	-.0431	-.0358	-.0389	-.0328	-.0225	+0127	+0637	+1102	+1424
May - - - - -	-.0479	-.0437	-.0410	-.0352	-.0288	-.0237	-.0197	-.0120	+0185	+0558	+0953	+1176
June - - - - -	-.0472	-.0440	-.0363	-.0357	-.0322	-.0295	-.0257	-.0139	+0097	+0430	+0774	+1013
July - - - - -	-.0445	-.0382	-.0424	-.0307	-.0281	-.0253	-.0241	-.0150	+0044	+0360	+0763	+0978
August - - - -	-.0477	-.0445	-.0320	-.0286	-.0297	-.0262	-.0242	-.0177	+0055	+0397	+0807	+1097
September - -	-.0425	-.0333	-.0327	-.0261	-.0291	-.0249	-.0230	-.0179	-.0021	+0385	+0737	+1022
October - - -	-.0485	-.0489	-.0405	-.0401	-.0396	-.0385	-.0416	-.0185	+0122	+0507	+0768	+0946
November - - -	-.0488	-.0488	-.0440	-.0435	-.0409	-.0396	-.0318	-.0095	+0238	+0520	+0800	+0913
December - - -	-.0409	-.0401	-.0371	-.0339	-.0342	-.0300	-.0191	+0050	+0317	+0494	+0669	+0684
Semi-annual Means } April to Sept. -	-.0480	-.0428	-.0384	-.0335	-.0307	-.0282	-.0250	-.0165	+0085	+0464	+0860	+1122
} Oct. to March -	-.0482	-.0471	-.0426	-.0416	-.0396	-.0376	-.0346	-.0142	+0175	+0476	+0745	+0917
Annual Means - -	-.0481	-.0449	-.0405	-.0376	-.0352	-.0329	-.0298	-.0154	+0130	+0470	+0803	+1019

The comparison of the solar-diurnal variation obtained in Vol. I., from observations in which the larger disturbances had been suffered to remain and a different value employed for the temperature equivalent, with that which is now presented, is instructive, in showing the small alteration in the epoch of the turning hours in the two cases. The precise hour of maximum derived from the results in Vol. I. appeared to be "between 23 hours and noon," and of the minimum "9 hours or 10 hours, except in May, June, and July, when it occurs at 11 hours." From the Table now presented, the hour of maximum is seen to be almost precisely at noon and of the minimum between 10 and 11 hours. The semi-diurnal means in Table XXXVI., viz., April to September inclusive and October to March inclusive, agree in these respects with the annual means.

Lunar-diurnal Variation.—The observations employed in this investigation are the hourly observations of the horizontal force from 1843 to 1847 inclusive; all observations having a difference from the normals of the same month and hour of four scale divisions, or about .00076 parts of the horizontal force at St. Helena, having been omitted, the retained observations were marked each with the lunar hour to which it was nearest. The *differences* between these observations and the normals of the same month and hour were then entered in monthly tables, each being placed in the column headed by the lunar hour to which the observation most nearly approximated; the differences were marked with a + or - sign, according as the scale readings were greater or less than the respective normals. The means were

then taken for every lunar hour, the signs being regarded. The monthly means thus obtained were collected into annual means, which are shown in columns 2 to 6 in Table XXXVII.; column 7 exhibits (in scale divisions) the mean of the five years; as in 1844 there were only nine months, and in 1847 only eight months of observations, proportional weight has been given accordingly to the different years in column 7. The variation in the lunar influence as deduced from these observations is shown in column 8, in parts of the horizontal force at St. Helena, one scale division being regarded as the equivalent of $\cdot 00019$ of the force. The horizontal force at St. Helena in absolute measure is approximately $5\cdot 6$ in British units.

TABLE XXXVII.

Lunar Hours.	1843.	1844 (9 Months).	1845.	1846.	1847 (8 Months).	Means.	Variation due to the Lunar Influences.	Lunar Hours.
(1.)	(2.) Sc. Div.	(3.) Sc. Div.	(4.) Sc. Div.	(5.) Sc. Div.	(6.) Sc. Div.	(7.) Sc. Div.	(8.)	(9.)
0	+0 \cdot 16	+0 \cdot 001	-0 \cdot 05	+0 \cdot 03	-0 \cdot 02	+0 \cdot 029	+ \cdot 000006	0
1	+0 \cdot 05	-0 \cdot 04	-0 \cdot 10	+0 \cdot 05	-0 \cdot 08	-0 \cdot 017	- \cdot 000003	1
2	+0 \cdot 07	-0 \cdot 08	-0 \cdot 13	-0 \cdot 07	-0 \cdot 10	-0 \cdot 057	- \cdot 000011	2
3	-0 \cdot 09	-0 \cdot 08	-0 \cdot 10	+0 \cdot 02	-0 \cdot 15	-0 \cdot 075	- \cdot 000014	3
4	-0 \cdot 14	-0 \cdot 21	-0 \cdot 10	-0 \cdot 04	-0 \cdot 02	-0 \cdot 103	- \cdot 000020	4
5	-0 \cdot 15	-0 \cdot 18	-0 \cdot 03	+0 \cdot 05	-0 \cdot 08	-0 \cdot 071	- \cdot 000014	5
6	-0 \cdot 07	-0 \cdot 16	-0 \cdot 02	+0 \cdot 07	-0 \cdot 04	-0 \cdot 037	- \cdot 000007	6
7	-0 \cdot 07	-0 \cdot 04	+0 \cdot 04	+0 \cdot 02	-0 \cdot 09	-0 \cdot 022	- \cdot 000004	7
8	-0 \cdot 13	-0 \cdot 004	+0 \cdot 03	+0 \cdot 10	-0 \cdot 003	-0 \cdot 002	\cdot 000000	8
9	+0 \cdot 10	+0 \cdot 09	+0 \cdot 21	+0 \cdot 11	+0 \cdot 01	+0 \cdot 113	+ \cdot 000022	9
10	+0 \cdot 09	+0 \cdot 10	+0 \cdot 25	+0 \cdot 12	+0 \cdot 30	+0 \cdot 166	+ \cdot 000032	10
11	+0 \cdot 12	+0 \cdot 24	+0 \cdot 21	+0 \cdot 18	+0 \cdot 05	+0 \cdot 162	+ \cdot 000031	11
12	+0 \cdot 12	+0 \cdot 09	+0 \cdot 14	+0 \cdot 07	+0 \cdot 08	+0 \cdot 099	+ \cdot 000019	12
13	+0 \cdot 10	+0 \cdot 09	+0 \cdot 10	+0 \cdot 09	+0 \cdot 05	+0 \cdot 087	+ \cdot 000017	13
14	-0 \cdot 004	+0 \cdot 23	+0 \cdot 09	-0 \cdot 02	+0 \cdot 09	+0 \cdot 066	+ \cdot 000013	14
15	-0 \cdot 01	+0 \cdot 08	+0 \cdot 02	-0 \cdot 24	-0 \cdot 06	-0 \cdot 048	- \cdot 000009	15
16	-0 \cdot 02	-0 \cdot 06	+0 \cdot 01	-0 \cdot 20	+0 \cdot 01	-0 \cdot 055	- \cdot 000011	16
17	-0 \cdot 10	-0 \cdot 06	+0 \cdot 04	-0 \cdot 18	+0 \cdot 15	-0 \cdot 041	- \cdot 000008	17
18	-0 \cdot 05	-0 \cdot 06	-0 \cdot 07	-0 \cdot 12	+0 \cdot 13	-0 \cdot 045	- \cdot 000009	18
19	-0 \cdot 01	-0 \cdot 07	-0 \cdot 11	-0 \cdot 03	+0 \cdot 17	-0 \cdot 020	- \cdot 000004	19
20	+0 \cdot 06	-0 \cdot 04	-0 \cdot 02	-0 \cdot 01	+0 \cdot 11	+0 \cdot 017	+ \cdot 000003	20
21	+0 \cdot 02	+0 \cdot 13	-0 \cdot 02	-0 \cdot 03	+0 \cdot 14	+6 \cdot 033	+ \cdot 000006	21
22	+0 \cdot 08	+0 \cdot 18	+0 \cdot 01	+0 \cdot 04	+0 \cdot 06	+0 \cdot 069	+ \cdot 000013	22
23	+0 \cdot 09	+0 \cdot 10	-0 \cdot 01	+0 \cdot 08	-0 \cdot 07	+0 \cdot 045	+ \cdot 000009	23

The lunar-diurnal variation of the horizontal force manifested in this table is indeed extremely minute, the whole range not amounting to 6 hundred-thousandth parts of the force measured. It is nevertheless extremely consistent and systematic. From 1 to 7 hours (lunar time) the signs are negative (or the horizontal force is *diminished* by the lunar influence); this negative period has a maximum at 4 hours. From 9 to 14 hours the signs are positive (or the horizontal force is increased by the lunar influence); this positive period has a maximum at 10 or 11 hours. The

remaining twelve hours appear to be also divided into two periods of six hours each, characterized in like manner by opposite signs, but with somewhat less regularity.

In comparing Table XXXVII. with the similar Table (XVIII.) of the lunar-diurnal variation of the declination, a very striking correspondence is observed. In both tables the variation falls (virtually) into periods of six hours, and these periods are very nearly the same in both elements, the diminution of the force corresponding to the westerly deflection of the north end of the needle, and conversely the increase of the force corresponding to the easterly deflection of the north end of the needle.

VERTICAL FORCE.

Temperature Equivalent.—The method pursued in this investigation is the same as that employed in determining the temperature equivalent of the bifilar magnetometer.

Collecting in one view the mean monthly scale readings and their corresponding temperatures from the general monthly tables of the vertical force from April 1843 to December 1846 inclusive, we have as follows:—

TABLE XXXVIII.

Date.	Mean Scale Reading.	Mean Temperature.	In Quarterly Periods.	Date.	Mean Scale Reading.	Mean Temperature.	In Quarterly Periods.
1843.	Sc. Div.			1845.	Sc. Div.		
April - -	47° 96	68° 13	Sc. Div. 45° 73 64° 86	January - -	45° 53	65° 71	Sc. Div. 48° 33 67° 47
May - -	38° 55	64° 69		February - -	51° 51	68° 57	
June - -	50° 67	61° 76	42° 37 60° 62	March - -	47° 96	68° 14	44° 72 66° 33
July - -	46° 15	60° 74		April - -	44° 47	68° 91	
August - -	40° 82	60° 70	53° 08 63° 14	May - -	46° 30	66° 65	49° 31 60° 53
September - -	40° 14	60° 41		June - -	43° 40	63° 42	
October - -	49° 21	60° 48	48° 06 69° 75	July - -	50° 39	61° 97	49° 20 63° 21
November - -	56° 21	63° 36		August - -	48° 60	59° 80	
December - -	53° 82	65° 59	45° 48 67° 74	September - -	48° 94	59° 82	47° 62 70° 13
1844.				October - -	51° 73	63° 33	
January - -	46° 06	67° 38	49° 10 60° 86	November - -	47° 40	62° 36	45° 14 67° 70
February - -	no observations			December - -	48° 47	63° 95	
March - -	50° 07	72° 13	48° 64 62° 69	1846.			
April - -	53° 57	70° 95		January - -	48° 96	67° 87	43° 85 62° 52
May - -	43° 45	67° 66	February - -	48° 69	70° 51	45° 73 63° 81	
June - -	39° 41	64° 62	March - -	45° 21	72° 01		
July - -	48° 94	61° 69	45° 16 70° 02	April - -	44° 16	70° 02	43° 85 62° 52
August - -	46° 67	60° 44		May - -	41° 60	67° 42	
September - -	51° 69	60° 46	48° 64 62° 69	June - -	49° 66	65° 67	43° 85 62° 52
October - -	50° 05	61° 84		July - -	40° 08	63° 05	
November - -	48° 82	62° 11	45° 73 63° 81	August - -	45° 97	61° 68	45° 73 63° 81
December - -	47° 04	64° 13		September - -	45° 51	62° 83	
				October - -	42° 28	62° 47	
				November - -	45° 78	63° 71	
				December - -	49° 13	65° 26	

The connexion of the mean monthly scale readings may be presumed to have been the best assured, and subject to the least interruption, between the adjustments in March 1843 and April 1846. If therefore we collect in separate sums the quarters of the year during this period which have a *low* temperature, viz., July to September, and October to December 1843, 1844, and 1845,—and those which have a *high* temperature, viz., April to June 1843, 1844, and 1845, and January to March 1844, 1845, and 1846,—we have as follows:—

Mean of the six quarters of low temperature	-	48°62 scale divisions	at	61°85	of	Fahrenheit.
Mean of the seven quarters of high temperature	-	46°66	„	„	67°71	„
		-1°96			+5°86	
		-1°96			+5°86	

Being a decrease in the scale reading of 1°96 for an increase of 5°86 of Fahrenheit, or a temperature equivalent of -0°33 scale division for an increase of 1° Fahrenheit.

If we compare the alternate half years from the middle of 1843 to March 1846, allowing the first quarter in 1846 to count as a half year, we have—

TABLE XXXIX.

		Sc. Div.	°
July to December 1843 and 1844, compared with January to June 1844	-	-1°53	= +6°92
January to June 1844 and 1845, compared with July to December 1844	-	-2°22	= +6°05
July to December 1844 and 1845, compared with January to June 1845	-	-2°54	= +5°08
January to June 1845, and January to March 1846, with July to December 1845	-	-2°19	= +6°64
Means	-	-2°12	= +6°17
Whence	-	-0°34	= +1°00

We have thus, from the first mode of comparison, a decrease of 0°33 scale division and from the second mode of 0°34 scale division, both corresponding to an increase of 1°0 Fahrenheit.

In Vol. I. p. 49, it is stated, in reference to the coefficient of temperature of the vertical force magnet, that “the experiments which have been made at different times, for the purpose of ascertaining the value of this coefficient, have not yet yielded a conclusive result. The partial results have been nearly as often negative as positive, and always very small; it appears probable, therefore, that the coefficient will ultimately be found to have a very small positive value, although the partial results differ too widely from each other to justify a more precise conclusion.” The result of the present examination is confirmatory, in showing the *small amount* of the temperature equivalent; and as the variations of the temperature at St. Helena were themselves very small, the changes of the vertical force have

been derived, in the subsequent discussion, from the changes in the scale readings of the magnet without any corrections having been made for the temperature of the magnet itself.

Analysis of the Larger Disturbances.—The observations employed in this investigation were the hourly observations of the vertical force magnetometer from January 1, 1843 to December 31, 1846, omitting the months of January, February, and March 1844, in which no observations were made.

The difference from the normal in the same hour and in the same month which has been taken to characterize a large disturbance is 2·5 scale divisions. The number of observations affected to this amount was 4,228, being about 1 in 6·4 of the whole number of observations.

The aggregate values of the disturbed observations in the different years are as follows :—

TABLE XL.

1st January to 31st December 1843	-	-	3328·6	Scale Divisions.
1st April to 31st December 1844	-	-	2074·4	„
1st January to 31st December 1845	-	-	3129·5	„
1st January to 31st December 1846	-	-	9178·7	„
Total in the three years and nine months	-	-	17711·2	„

In this table the aggregate value for 1844 (2074·4 scale divisions) is that derived from nine months only; if we add a third part of 2074·4, viz., 691·5 scale divisions, we have an approximate value for twelve months (2765·9) proportioned to that observed in the nine months, and increasing the total value in three years and nine months (17711·2) by 691·5; we have thus 18402·7 as the corresponding aggregate value in four complete years. Hence we have an average annual value of 4600·7 scale divisions, and the ratios which the aggregate values in the different years bear to the average annual value are shown in Table XLI.

TABLE XLI.

1st January to 31st December 1843	-	-	-	0·72 to 1
1st April to 31st December 1844	-	-	-	0·60 to 1
1st January to 31st December 1845	-	-	-	0·68 to 1
1st January to 31st December 1846	-	-	-	1·99 to 1

ST. HELENA: VERTICAL FORCE.

Table XLII. exhibits the aggregate values in the different years, divided into disturbances increasing the force and disturbances diminishing the force.

TABLE XLII.

	Increasing.	Decreasing.	
1st January to 31st December 1843 - -	1694·3	1634·3	Scale Divisions.
1st April to 31st December 1844 - -	590·6	1483·8	,,
1st January to 31st December 1845 - -	1209·8	1919·7	,,
1st January to 31st December 1846 - -	3812·0	5366·7	,,
Total in the three years and nine months	<u>7306·7</u>	<u>10404·5</u>	,,

It appears from this table that the average operation of the disturbances of larger amount at St. Helena is to diminish the vertical force more than to increase it. The ratio of the disturbances diminishing the force to those which increased it, on the average of the three years and nine months, was as 1·4 to 1. It has been already shown (Table XXVII., p. xxx.) that the disturbances diminishing the HORIZONTAL force are to those which increase it nearly as 3·9 to 1; inasmuch, therefore, as the average operation of the disturbances at St. Helena is to diminish *both* the horizontal and the vertical forces, their general effect is unquestionably to diminish the TOTAL FORCE.

The next table exhibits the aggregate values of the disturbed observations, distributed into the several *months* of their occurrence, with the ratios which the values in the preceding column bear to the mean monthly value or average of all the months.

TABLE XLIII.

Months.	1843.	1844 (9 Months).	1845.	1846.	Means.	Ratios.	Months.
January - -	Sc. Div. 8·4	Sc. Div. —	Sc. Div. 69·5	Sc. Div. 718·1	265·3	0·70	January.
February - -	21·1	—	99·4	148·4	89·6	0·24	February.
March - -	13·2	—	188·2	368·2	189·9	0·50	March.
April - -	145·4	513·4	238·7	1097·8	498·8	1·31	April.
May - -	399·5	616·2	24·1	1064·5	526·1	1·38	May.
June - -	52·2	75·2	14·1	602·1	185·9	0·49	June.
July - -	85·9	228·6	647·3	851·9	453·4	1·19	July.
August - -	649·8	76·9	365·2	346·3	359·5	0·95	August.
September - -	55·9	363·8	420·7	1294·5	533·7	1·40	September.
October - -	1190·8	155·6	360·3	1097·7	701·1	1·84	October.
November - -	389·2	5·4	691·6	1038·7	531·2	1·40	November.
December - -	317·2	39·3	10·4	550·5	229·3	0·60	December.
Mean monthly value - -					380·3 = 1·00		

There is a tendency here, as elsewhere, to a maximum about the epochs of the equinoxes, and to a minimum in the month of June.

Tables XLIV. and XLV. exhibit the aggregate monthly values in the different years, separated into disturbances increasing the force and disturbances decreasing the force.

TABLE XLIV.
Disturbances increasing the Force.

Months.	1843.	1844 (9 Months).	1845.	1846.	Means.	Ratios.	Months.
January	Sc. Div. 0'0	Sc. Div. —	Sc. Div. 5'0	Sc. Div. 640'0	Sc. Div. 215'0	1'35	January.
February	3'6	—	53'7	10'0	22'4	0'14	February.
March	13'2	—	38'4	260'4	104'0	0'65	March.
April	95'3	71'8	124'2	484'5	193'9	1'22	April.
May	387'0	42'9	2'8	448'1	220'2	1'38	May.
June	52'2	2'7	5'5	456'1	129'1	0'81	June.
July	47'4	142'0	168'0	191'3	137'2	0'86	July.
August	636'2	19'0	104'7	70'5	207'6	1'30	August.
September	26'6	219'5	195'0	485'1	231'5	1'45	September.
October	4'7	86'9	217'5	95'2	101'1	0'63	October.
November	307'3	0'0	295'0	570'2	293'1	1'84	November.
December	120'8	5'8	0'0	100'6	56'8	0'36	December.
Mean monthly value					-	-	159'3 = 1'00

TABLE XLV.
Disturbances decreasing the Force.

Months.	1843.	1844 (9 Months).	1845.	1846.	Means.	Ratios.	Months.
January	Sc. Div. 8'4	Sc. Div. —	Sc. Div. 64'5	Sc. Div. 78'1	Sc. Div. 50'3	0'23	January.
February	17'5	—	45'7	138'4	67'2	0'30	February.
March	0'0	—	149'8	107'8	85'9	0'39	March.
April	50'1	441'6	114'5	613'3	304'9	1'38	April.
May	12'5	573'3	21'3	616'4	305'9	1'38	May.
June	0'0	72'5	8'6	146'0	56'8	0'26	June.
July	38'5	86'6	479'3	660'6	316'2	1'43	July.
August	13'6	57'9	260'5	275'8	151'9	0'69	August.
September	29'3	144'3	225'7	809'4	302'2	1'37	September.
October	1186'1	68'7	142'8	1002'5	600'0	2'71	October.
November	81'9	5'4	396'6	468'5	238'1	1'08	November.
December	196'4	33'5	10'4	449'9	172'5	0'78	December.
Mean monthly value					-	-	221'0 = 1'00

ST. HELENA: VERTICAL FORCE.

Table XLVI. exhibits the aggregate values of the disturbed observations, distributed into the several *hours* of their occurrence, together with the ratios of the values at the different hours to the mean hourly value or average of all the hours.

TABLE XLVI.

St. Helena Astronomical Hours.	1843.	1844 (9 Months).	1845.	1846.	Sums in the 3 Years and 9 Months.	Ratios.	St. Helena Civil Hours.
H.	Sc. Div.	Sc. Div.	Sc. Div.	Sc. Div.	Sc. Div.		H.
18	123'2	71'2	116'4	332'3	643'1	0'87	6 a.m.
19	128'3	72'4	99'6	313'0	613'3	0'83	7 a.m.
20	126'7	74'2	87'9	304'6	593'4	0'80	8 a.m.
21	143'9	75'4	113'7	310'0	643'0	0'87	9 a.m.
22	149'3	69'1	97'0	334'0	649'4	0'88	10 a.m.
23	136'7	63'8	107'9	403'9	712'3	0'97	11 a.m.
0	138'6	67'6	101'6	429'7	737'5	1'00	Noon.
1	142'3	87'8	120'4	454'9	805'4	1'09	1 p.m.
2	148'9	82'8	154'3	466'7	852'7	1'16	2 p.m.
3	159'1	92'1	177'8	450'1	879'1	1'19	3 p.m.
4	167'1	106'0	178'7	460'7	912'5	1'24	4 p.m.
5	157'3	109'7	170'3	445'2	882'5	1'20	5 p.m.
6	148'7	114'4	177'0	459'2	899'3	1'22	6 p.m.
7	144'6	110'2	173'6	444'0	872'4	1'18	7 p.m.
8	159'2	92'0	170'4	421'0	842'6	1'14	8 p.m.
9	130'5	94'7	154'3	386'6	766'1	1'04	9 p.m.
10	143'8	85'6	142'2	377'5	749'1	1'01	10 p.m.
11	132'5	91'1	98'8	358'3	680'7	0'92	11 p.m.
12	139'2	91'8	110'9	353'8	695'7	0'94	Midnight.
13	131'7	89'5	109'5	348'9	679'6	0'92	1 a.m.
14	123'7	92'0	116'6	334'2	666'5	0'90	2 a.m.
15	120'9	76'3	119'9	323'7	640'8	0'87	3 a.m.
16	113'8	82'8	114'2	338'8	649'6	0'88	4 a.m.
17	118'6	81'9	116'5	327'6	644'6	0'87	5 a.m.
Total in the three years and nine months					- - -	17711'2	
Mean hourly value -					- - -	$\frac{17711'2}{24} =$	738'0 = 1'00

As in the declination and horizontal force, so in the vertical force, the hours of the *day* are the hours of principal disturbance; the ratios equal or exceed unity from noon to 10 P.M. inclusive, and are less than unity from 11 P.M. to 11 A.M. inclusive. The disturbances are more equably distributed in the several hours than is the case either in the declination or the horizontal force.

DISTURBANCES.

li

Tables XLVII. and XLVIII. exhibit the aggregate values at the different hours separated into disturbances increasing the force and disturbances decreasing the force, and the ratios of the values at each hour of both kinds of disturbance to their respective mean hourly values.

TABLE XLVII.

Disturbances increasing the Force.

St. Helena Astronomical Hours.	1843.	1844. (9 Months.)	1845.	1846.	Sums in the 3 Years and 9 Months.	Ratios.	St. Helena. Civil Hours.
H.	Sc. Div.	Sc. Div.	Sc. Div.	Sc. Div.	Sc. Div.		H.
18	54·4	11·7	58·6	136·9	261·6	0·86	6 a.m.
19	64·0	16·9	40·4	118·5	239·8	0·79	7 a.m.
20	59·9	12·5	31·2	143·6	247·2	0·81	8 a.m.
21	73·7	15·8	41·1	130·3	260·9	0·86	9 a.m.
22	79·6	27·2	33·8	132·7	273·3	0·90	10 a.m.
23	77·5	23·1	33·2	160·6	294·4	0·97	11 a.m.
0	75·9	20·0	30·3	182·8	309·0	1·01	Noon.
1	67·9	30·7	51·7	192·8	343·1	1·13	1 p.m.
2	62·8	26·7	64·8	186·2	340·5	1·12	2 p.m.
3	84·7	32·9	68·9	179·3	365·8	1·20	3 p.m.
4	83·4	35·1	66·9	216·9	402·3	1·34	4 p.m.
5	99·4	40·3	68·4	198·8	406·9	1·33	5 p.m.
6	94·2	41·0	56·2	214·4	405·8	1·33	6 p.m.
7	82·1	32·0	52·1	176·4	342·6	1·12	7 p.m.
8	108·7	28·4	57·3	191·5	385·9	1·27	8 p.m.
9	61·6	28·7	59·2	158·0	307·5	1·01	9 p.m.
10	78·4	29·5	62·4	134·9	305·2	1·00	10 p.m.
11	60·2	20·6	47·6	162·1	290·5	0·95	11 p.m.
12	69·7	25·9	41·9	148·3	285·8	0·94	Midnight.
13	54·7	20·7	44·3	120·1	239·8	0·79	1 a.m.
14	54·1	22·9	46·3	131·7	255·0	0·84	2 a.m.
15	51·5	15·6	52·5	132·6	252·2	0·83	3 a.m.
16	47·8	17·6	51·7	122·4	239·5	0·79	4 a.m.
17	48·1	14·8	49·0	140·2	252·1	0·83	5 a.m.
Total in the three years and nine months - -					7306·7		
Mean hourly value - - - $\frac{7306\cdot7}{24} =$					304·5 = 1·00		

ST. HELENA: VERTICAL FORCE.

TABLE XLVIII.

Disturbances decreasing the Force.

St. Helena Astronomical Hours.	1843.	1844 (9 Months).	1845.	1846.	Sums in the 3 Years and 9 Months.	Ratios.	St. Helena Civil Hours.
H.	Sc. Div.	Sc. Div.	Sc. Div.	Sc. Div.	Sc. Div.		H.
18	68·8	59·5	57·8	195·4	381·5	0·88	6 a.m.
19	64·3	55·5	59·2	194·5	373·5	0·86	7 a.m.
20	66·8	61·7	56·7	161·0	346·2	0·80	8 a.m.
21	70·2	59·6	72·6	179·7	382·1	0·88	9 a.m.
22	69·7	44·9	63·2	201·3	376·1	0·87	10 a.m.
23	59·2	40·7	74·7	243·3	417·9	0·96	11 a.m.
0	62·7	47·6	71·3	246·9	428·5	0·99	Noon.
1	74·4	57·1	68·7	262·1	462·3	1·07	1 p.m.
2	86·1	56·1	89·5	280·5	512·2	1·18	2 p.m.
3	74·4	59·2	108·9	270·8	313·3	1·18	3 p.m.
4	83·7	70·9	111·8	243·8	510·2	1·18	4 p.m.
5	57·9	69·4	101·9	246·4	475·6	1·10	5 p.m.
6	54·5	73·4	120·8	244·8	493·5	1·14	6 p.m.
7	62·5	78·2	121·5	267·6	529·8	1·22	7 p.m.
8	50·5	63·6	113·1	229·5	456·7	1·05	8 p.m.
9	68·9	66·0	95·1	228·6	458·6	1·06	9 p.m.
10	65·4	56·1	79·8	242·6	443·9	1·02	10 p.m.
11	72·3	70·5	51·2	196·2	390·2	0·90	11 p.m.
12	69·5	65·9	69·0	205·5	409·9	0·94	Midnight.
13	77·0	68·8	65·2	228·8	439·8	1·01	1 a.m.
14	69·6	69·1	70·3	202·5	411·5	0·95	2 a.m.
15	69·4	60·7	67·4	191·1	388·6	0·90	3 a.m.
16	66·0	65·2	62·5	216·4	410·13	0·95	4 a.m.
17	70·5	67·1	67·5	187·4	92·5	0·90	5 a.m.
Total in the three years and nine months					- -	10404·5	
Mean hourly value					- - -	$\frac{10404·5}{24} =$	433·5 = 1·00

The results of the disturbances increasing the force, and of those decreasing the force, do not differ materially from those of the aggregate values in Table XLVI. The principal occurrence of both is during the hours of the day from about noon to 10 P.M.

Normals, or Hourly Means of the Vertical Force Magnetometer in the several Months from January 1843 to December 1846 inclusive.—Table XLIX. exhibits the normals or hourly mean readings of the vertical force magnetometer reduced to an uniform temperature of 65° in the several months above mentioned, with the exception of January, February, and March 1844, when no observations were made. In preparing this table, all observations which differed 2·5 scale divisions from the normals have been omitted.

ST. HELENA : VERTICAL FORCE.

TABLE XLIX.

Periods to which the Hourly Means correspond.	GÖTTINGEN HOURS.											
	0	1	2	3	4	5	6	7	8	9	10	11
	ST. HELENA HOURS.											
	23	0	1	2	3	4	5	6	7	8	9	10
1843.	Sc. Div.	Sc. Div.	Sc. Div.	Sc. Div.	Sc. Div.	Sc. Div.	Sc. Div.	Sc. Div.	Sc. Div.	Sc. Div.	Sc. Div.	Sc. Div.
Jan. 5 to 15 -	47'6	47'5	47'4	47'6	47'8	47'8	47'6	47'6	47'5	47'7	47'8	47'9
Jan. 16 to 30 -	43'2	43'3	43'6	44'1	44'3	44'5	44'5	44'5	44'5	44'4	44'3	44'3
Feb. 2 to 16 -	42'1	42'3	43'6	43'2	43'4	43'6	43'5	43'5	43'4	43'3	43'1	43'1
Feb. 17 to 28 -	38'5	38'7	38'9	39'1	39'5	39'5	39'6	39'6	39'6	39'7	39'5	39'4
March 1 to 8 -	36'1	36'1	36'4	36'5	36'7	36'8	36'8	36'8	36'7	36'6	36'3	36'4
March 9 to 23 -	33'4	33'4	33'6	33'8	33'9	34'0	34'0	34'0	34'0	34'0	33'7	33'7
March 24 to 31 -	29'4	29'6	29'7	30'0	30'2	30'1	30'1	30'0	30'1	30'0	30'0	30'0
April 3 to 16 -	50'6	51'2	51'4	52'4	52'3	52'4	52'0	52'4	51'9	51'8	51'8	51'7
April 17 to May 3 -	43'9	44'2	44'6	44'7	44'8	44'8	44'9	44'9	44'8	44'6	44'5	44'4
May 4 to 14 -	40'0	40'2	40'5	40'4	40'3	40'2	40'2	39'9	39'7	39'1	40'5	40'2
May 15 to 31 -	35'2	36'3	36'4	36'3	35'4	35'4	35'5	35'6	35'9	35'6	35'4	35'4
June 2 to 18 -	51'9	52'1	52'5	52'4	52'3	52'2	52'2	52'3	52'4	52'2	52'4	52'2
June 19 to 30 -	48'5	48'5	48'4	48'6	48'6	48'7	48'8	48'9	49'0	48'9	48'7	48'7
July 1 to 20 -	46'7	46'9	47'3	47'4	47'7	47'5	47'5	47'8	47'8	47'7	47'7	47'2
July 21 to Aug. 6.	44'2	44'4	44'6	44'9	45'0	45'0	45'0	44'9	44'8	44'7	44'5	44'4
Aug. 7 to 22 -	36'4	36'7	36'9	36'6	37'5	37'2	37'4	37'5	37'7	37'8	37'7	37'4
Aug. 23 to 31 -	41'4	41'7	41'9	42'3	42'6	42'6	42'4	42'4	42'7	42'6	42'3	42'1
Sept. 1 to 17 -	40'3	40'5	40'8	41'1	41'0	41'1	41'1	41'1	41'2	41'0	40'7	40'7
Sept. 18 to 28 -	39'2	39'1	39'7	41'1	40'7	40'7	39'9	40'0	39'8	39'7	39'4	39'2
Oct. 1 to 16 -	50'8	51'2	51'6	52'1	52'4	52'5	52'5	52'6	52'5	52'1	51'9	52'1
Oct. 17 to 29 -	50'2	50'4	50'5	50'7	51'0	51'0	51'0	50'8	50'7	50'4	50'4	50'4
Nov. 4 to 29 -	55'1	55'4	55'6	56'0	56'1	57'5	56'5	56'6	57'0	55'3	56'5	56'0
Dec. 1 to 30 -	53'3	53'6	54'2	54'6	54'7	55'0	55'1	54'9	54'9	54'3	54'4	54'1
1844.												
April 1 to 16 -	54'5	55'0	55'7	56'1	56'1	57'5	57'4	57'3	57'0	57'1	56'8	55'9
April 17 to 29 -	52'7	52'9	53'4	53'6	54'4	53'3	53'4	53'5	54'4	53'7	53'5	53'3
May 2 to 16 -	45'7	46'1	46'5	46'6	46'4	46'5	46'5	46'5	46'2	46'4	45'9	45'7
May 17 to June 9 -	43'0	43'2	43'2	43'3	43'4	43'4	43'5	43'6	43'5	43'1	42'9	42'7
June 10 to 30 -	37'9	38'2	38'4	38'6	38'7	38'7	39'0	39'2	38'9	39'0	38'9	38'9
July 1 to 31 -	48'7	48'7	49'1	49'1	49'3	49'4	49'1	49'3	49'4	49'4	49'0	48'9
Aug. 1 to Sept. 8 -	46'6	47'0	47'0	47'3	47'3	47'4	47'4	47'3	47'2	46'9	46'7	46'7
Sept. 9 to Oct. 6 -	52'7	52'9	52'9	53'4	53'4	53'6	53'9	53'6	53'4	52'5	52'5	52'5
Oct. 7 to 30 -	48'4	48'6	49'0	49'4	49'6	49'9	49'8	49'7	49'5	49'4	49'3	49'0
Nov. 7 to Dec. 1 -	48'2	48'3	48'7	48'9	49'2	49'4	49'5	49'5	49'4	49'2	49'1	48'9
Dec. 2 to 31 -	46'8	47'0	47'3	47'5	47'8	48'0	47'8	47'8	47'8	47'6	47'4	47'3
1845.												
Jan. 1 to 16 -	46'0	46'3	46'4	46'6	47'5	47'7	47'4	47'4	47'4	47'3	46'9	46'6
Jan. 17 to 31 -	43'9	44'1	44'6	45'0	45'3	45'7	45'9	45'8	45'9	45'6	45'4	45'0
Feb. 4 to 28 -	51'0	51'3	51'7	52'0	52'3	52'2	52'2	52'2	52'3	52'2	51'8	52'0
March 1 to 16 -	48'3	48'6	48'4	48'7	49'4	49'5	49'6	51'0	50'3	49'6	49'2	49'0
March 17 to Apr. 6 -	47'2	47'5	48'0	48'2	48'3	48'2	48'3	48'4	48'5	48'4	48'1	48'1

NORMALS.

TABLE XLIX.

GÖTTINGEN HOURS.												Periods from which the Hourly Means are derived.	
12	13	14	15	16	17	18	19	20	21	22	23		
St. HELENA HOURS.													
11	12	13	14	15	16	17	18	19	20	21	22		
St. Div.	Sc. Div.	Sc. Div.	Sc. Div.	Sc. Div.	Sc. Div.	Sc. Div.	Sc. Div.	Sc. Div.	Sc. Div.	Sc. Div.	Sc. Div.	Sc. Div.	1843.
48°0	47°9	47°7	47°5	47°4	47°4	47°5	47°5	47°4	47°2	47°5	47°5	47°5	Jan. 5 to 15.
44°3	44°1	44°0	43°9	43°8	43°7	43°6	43°5	43°4	43°3	43°4	43°2	43°2	Jan. 16 to 30.
42°9	42°7	42°6	42°5	42°4	42°5	42°4	42°4	42°3	42°2	42°2	42°3	42°9	Feb. 2 to 16.
39°3	39°1	39°0	39°0	38°9	38°8	38°9	38°8	38°8	38°7	38°7	38°5	38°2	Feb. 17 to 28.
36°4	36°4	36°3	36°3	36°3	36°2	36°3	36°2	36°3	36°3	36°1	36°0	35°9	March 1 to 8.
33°5	33°4	33°4	33°4	33°4	33°3	33°3	33°5	33°5	33°4	33°2	33°2	33°1	March 9 to 23.
30°0	29°9	29°7	30°0	30°0	29°7	30°3	30°1	29°6	29°6	29°6	29°2	29°1	March 24 to 30.
51°4	50°9	51°3	51°5	51°7	52°1	51°9	51°9	51°2	51°2	51°1	50°7	50°8	April 3 to 16.
44°2	44°2	44°0	44°2	44°2	43°9	44°0	44°0	43°8	43°7	43°7	43°6	43°6	April 17 to 3 May.
40°1	39°9	39°8	39°8	39°8	39°6	39°6	39°6	39°6	39°5	39°5	39°7	39°7	May 4 to 14.
35°3	35°3	35°2	35°2	35°0	34°9	34°8	34°9	34°6	34°7	34°7	34°7	34°4	May 15 to 31.
52°2	52°2	52°1	52°0	51°9	51°9	51°8	51°8	51°6	51°7	51°4	51°6	51°6	June 2 to 18.
48°7	48°6	48°6	48°6	48°4	48°4	48°5	48°5	48°4	48°3	48°3	48°4	48°5	June 19 to 30.
47°1	47°3	47°2	47°0	46°8	46°9	46°6	46°7	46°6	46°6	46°6	46°6	46°6	July 1 to 20.
44°5	44°0	44°0	43°9	43°9	43°9	43°8	43°6	43°6	43°5	43°6	43°7	43°7	July 21 to Aug. 6.
37°4	37°2	37°1	37°0	36°9	36°9	36°8	36°7	36°6	36°6	36°6	36°6	36°5	Aug. 7 to 22.
42°0	41°7	41°6	41°5	41°4	41°3	41°2	41°3	41°1	41°0	41°0	40°9	40°9	Aug. 23 to 31.
40°6	40°4	40°3	40°2	40°2	40°2	40°2	40°1	40°0	39°8	40°1	40°1	40°1	Sept. 1 to 17.
39°2	39°1	39°0	39°0	39°0	39°0	38°9	38°9	38°9	38°8	38°9	39°0	39°0	Sept. 18 to 28.
52°1	52°1	52°2	52°2	52°1	51°8	51°9	51°8	51°7	51°4	51°3	51°0	51°0	Oct. 1 to 16.
50°2	50°3	50°2	50°2	50°2	50°1	50°0	50°1	49°9	49°6	49°5	49°7	49°7	Oct. 17 to 29.
56°2	55°5	55°7	55°6	55°4	55°5	55°5	55°2	55°0	55°7	54°7	54°8	54°8	Nov. 4 to 29.
54°1	53°8	54°0	53°8	53°6	53°4	53°5	53°4	53°3	52°9	52°9	53°0	53°0	Dec. 1 to 30.
													1844.
55°4	55°5	55°3	55°2	54°4	54°5	54°2	53°7	53°8	54°9	54°1	53°8	53°8	April 1 to 16.
53°0	52°8	52°5	52°4	52°1	52°1	52°3	52°0	51°9	51°7	51°9	52°1	52°1	April 17 to 29.
45°8	45°7	45°6	45°8	45°4	45°3	45°5	45°2	45°1	45°1	45°8	44°4	44°4	May 2 to 16.
42°4	42°3	42°3	42°3	42°0	42°0	41°9	42°0	42°1	42°2	42°4	42°7	42°7	May 17 to June 9.
38°8	38°4	38°3	38°3	38°2	38°1	38°1	38°0	37°8	37°6	37°7	37°8	37°8	June 10 to 30.
48°7	48°6	48°6	48°4	48°5	48°5	48°4	48°3	48°2	48°0	48°4	48°3	48°3	July 1 to 31.
46°7	46°5	46°5	46°5	46°4	46°4	46°2	46°2	46°2	46°2	46°4	46°8	46°8	Aug. 1 to Sept. 8.
52°5	52°4	52°3	52°2	52°7	52°4	52°3	53°0	51°8	51°8	52°2	52°5	52°5	Sept. 9 to Oct. 6.
49°5	49°2	49°3	49°3	49°3	48°9	48°9	48°8	48°5	48°4	48°5	48°5	48°5	Oct. 7 to 30.
48°8	48°8	48°7	48°6	48°5	48°5	48°5	48°5	48°3	48°1	48°2	48°2	48°2	Nov. 7 to Dec. 1.
47°3	47°1	46°8	46°7	46°6	46°5	46°3	46°7	46°4	46°2	46°3	46°6	46°6	Dec. 2 to 31.
													1845.
46°4	46°4	46°2	46°1	45°9	45°9	45°8	46°1	45°8	45°7	45°9	45°8	45°8	Jan. 1 to 16.
44°8	44°6	44°5	44°4	44°3	44°2	44°2	44°2	44°1	43°7	44°0	43°9	43°9	Jan. 17 to 31.
51°8	51°7	51°5	51°5	51°2	51°1	51°0	51°1	51°1	50°9	50°8	50°9	50°9	Feb. 4 to 28.
48°6	48°6	48°7	48°7	48°6	48°0	48°1	46°9	46°8	47°3	47°0	46°7	46°7	March 1 to 16.
48°1	48°0	48°0	47°9	47°9	47°8	47°8	47°6	47°4	47°3	47°3	47°4	47°4	Mar. 17 to Apr. 6.

(Continued on p. lvi.)

ST. HELENA: VERTICAL FORCE.

TABLE XLIX.—*continued.*

Periods to which the Hourly Means correspond.	GÖTTINGEN HOURS.											
	0	1	2	3	4	5	6	7	8	9	10	11
	ST. HELENA HOURS.											
	23	0	1	2	3	4	5	6	7	8	9	10
1845.	Sc. Div.	Sc. Div.	Sc. Div.	Sc. Div.	Sc. Div.	Sc. Div.	Sc. Div.	Sc. Div.	Sc. Div.	Sc. Div.	Sc. Div.	Sc. Div.
April 7 to 30 -	43'6	43'9	44'0	43'8	44'4	44'5	44'3	44'0	44'7	44'4	48'3	43'9
May 2 to 14 -	48'9	49'3	49'6	49'8	50'2	50'4	50'4	50'5	50'2	50'0	49'5	49'4
May 15 to June 1 -	44'5	44'7	44'8	44'8	44'9	44'9	44'8	44'8	44'7	44'6	44'5	44'3
June 2 to 21 -	41'5	41'8	42'1	42'1	42'2	42'1	42'0	42'0	42'0	41'8	41'6	41'6
June 22 to July 3 -	47'1	47'6	48'4	48'7	48'7	48'7	48'9	48'9	47'7	47'8	47'9	47'7
July 4 to 15 -	51'9	52'2	53'4	55'0	55'3	55'2	55'4	55'4	55'0	54'7	54'5	54'2
July 16 to 30 -	51'1	51'1	50'1	50'8	50'9	50'6	50'5	51'3	51'4	49'8	49'5	49'4
Aug. 1 to 15 -	47'8	48'3	48'5	48'7	48'6	48'3	48'3	48'2	48'2	48'0	47'9	47'6
Aug. 16 to 31 -	49'2	49'2	49'6	48'5	48'5	48'6	48'9	49'8	51'1	50'8	50'4	49'3
Sept. 1 to 16 -	46'8	47'5	48'5	48'5	48'4	48'2	47'5	47'7	47'4	47'1	47'0	46'9
Sept. 17 to 30 -	49'7	50'1	50'6	51'6	51'7	51'5	51'6	51'6	51'6	52'0	51'9	51'9
Oct. 1 to 17 -	53'6	54'0	53'7	54'1	54'4	54'4	54'6	54'5	54'2	53'6	53'5	53'2
Oct. 18 to 31 -	49'3	49'5	49'7	50'0	50'2	50'6	50'7	50'7	50'1	49'9	49'7	49'0
Nov. 1 to 16 -	46'6	46'5	46'7	46'9	47'1	47'3	47'3	47'3	47'2	47'0	46'8	46'7
Nov. 17 to 30 -	48'6	48'7	48'6	49'4	48'6	50'2	50'3	49'9	48'6	48'3	48'0	47'9
Dec. 1 to 31 -	48'0	48'3	48'6	48'9	49'3	49'4	49'5	49'3	49'2	48'8	48'6	48'5
1846.												
Jan. 1 to 16 -	48'2	48'5	48'9	49'2	49'5	49'0	49'3	49'4	49'1	48'8	48'8	48'6
Jan. 17 to Feb. 1 -	46'9	47'3	47'4	47'6	49'6	50'3	51'1	50'8	50'5	47'7	47'5	47'3
Feb. 2 to 15 -	49'8	49'8	49'7	50'4	50'7	51'0	50'8	50'8	50'2	50'1	49'9	49'8
Feb. 16 to Mar. 1 -	47'9	48'1	48'2	48'4	48'7	49'1	49'2	49'3	49'0	48'7	48'5	48'1
March 2 to 17 -	45'7	45'9	46'3	46'8	47'6	47'2	47'2	45'9	46'7	46'2	46'0	45'9
March 18 to 31 -	43'7	44'0	44'3	44'6	44'8	44'7	44'7	44'8	44'4	44'1	43'5	43'9
April 8 to 30 -	45'0	45'3	45'5	45'7	45'0	44'6	45'0	45'1	44'7	44'6	44'3	44'5
May 1 to 20 -	43'8	44'4	44'7	46'6	46'6	44'8	44'6	44'3	46'0	44'2	45'3	44'9
May 21 to 31 -	37'5	37'2	37'7	38'7	38'9	38'8	38'8	38'8	39'2	38'7	38'4	38'3
June 4 to 15 -	48'3	49'3	50'4	50'9	51'4	51'2	50'2	49'1	49'8	49'4	48'9	48'4
June 16 to 30 -	50'5	51'2	51'4	50'5	50'1	49'5	49'3	50'9	50'6	50'6	49'8	49'6
July 1 to 15 -	46'7	46'3	46'7	47'3	47'4	47'5	48'0	48'0	48'0	47'5	47'9	47'6
July 16 to 31 -	35'1	35'8	36'4	36'5	36'9	37'2	37'1	37'0	36'5	36'0	36'2	35'8
Aug. 3 to 16 -	45'9	46'5	47'1	47'3	47'2	47'3	47'3	46'8	46'7	46'2	45'9	45'4
Aug. 17 to 31 -	46'1	46'9	47'9	49'2	49'3	48'4	48'2	46'9	46'7	46'5	46'3	46'3
Sept. 1 to 15 -	49'7	50'0	50'0	50'7	51'1	50'7	49'5	48'8	50'2	49'6	49'2	48'7
Sept. 16 to 30 -	43'5	43'2	43'5	44'2	45'0	45'1	45'9	45'2	44'7	44'4	43'8	43'3
Oct. 1 to 15 -	43'3	43'2	43'9	44'5	44'8	44'9	44'6	44'2	44'0	43'7	43'2	43'0
Oct. 16 to Nov. 1 -	42'1	42'6	45'3	45'6	45'4	45'7	45'2	44'8	44'3	44'2	43'7	43'9
Nov. 2 to 18 -	41'2	42'0	42'0	42'5	42'7	42'2	42'1	41'8	41'7	41'7	41'7	42'6
Nov. 19 to 30 -	52'0	52'1	52'3	52'8	51'8	52'0	51'8	52'2	51'6	51'8	51'3	51'9
Dec. 1 to 6 -	51'7	52'4	53'4	54'3	54'9	55'3	55'5	55'3	55'0	53'7	52'9	52'5
Dec. 7 to 31 -	48'6	49'0	49'6	50'0	50'6	51'0	50'9	51'2	51'1	50'4	49'9	50'2

TABLE XLIX.—*continued.*

GÖTTINGEN HOURS.												Periods from which the Hourly Means are derived.	
12	13	14	15	16	17	18	19	20	21	22	23		
ST. HELENA HOURS.													
11	12	13	14	15	16	17	18	19	20	21	22		
Sc. Div.	Sc. Div.	Sc. Div.	Sc. Div.	Sc. Div.	Sc. Div.	Sc. Div.	Sc. Div.	Sc. Div.	Sc. Div.	Sc. Div.	Sc. Div.	Sc. Div.	1845.
43·7	43·7	43·6	43·5	43·4	43·5	43·1	43·2	43·2	43·4	43·2	43·5	43·3	April 7 to 30.
49·1	49·0	48·9	48·7	48·6	48·5	48·6	48·1	48·1	48·0	48·1	48·3	48·1	May 2 to 14.
44·2	44·1	44·0	43·9	43·9	43·8	43·8	43·7	43·7	43·7	43·7	43·9	44·1	May 15 to June 1.
41·6	41·5	41·4	41·3	41·3	41·2	41·1	41·1	41·0	40·9	40·8	40·8	41·1	June 2 to 21.
47·2	47·2	47·0	46·9	46·7	46·6	46·5	46·4	46·2	46·3	46·5	46·7	46·7	June 22 to July 3.
52·6	52·4	52·1	52·0	51·7	51·6	51·4	51·3	51·3	50·6	50·9	51·3	51·3	July 4 to 15.
49·8	49·7	49·5	49·4	49·2	49·1	49·2	49·1	49·8	49·9	50·0	50·2	50·2	July 16 to 30.
47·5	47·4	47·3	47·2	47·1	47·1	47·1	47·0	47·0	47·1	47·2	47·3	47·3	Aug. 1 to 15.
49·1	50·6	50·5	50·5	50·4	50·2	50·4	50·2	50·2	50·2	50·0	48·9	48·9	Aug. 16 to 31.
46·7	46·7	46·7	46·6	46·5	46·5	46·6	46·5	46·5	46·5	46·5	46·8	46·6	Sept. 1 to 16.
51·4	51·2	51·1	50·9	50·8	50·8	50·2	50·1	50·1	49·7	49·9	50·2	50·2	Sept. 17 to 30.
53·5	53·4	53·3	53·5	53·4	53·4	53·2	53·0	52·8	52·6	52·7	53·2	53·2	Oct. 1 to 17.
48·3	48·6	48·5	48·4	48·3	48·4	49·0	48·4	48·4	48·2	48·8	49·2	49·2	Oct. 18 to 31.
46·8	46·8	46·8	46·7	46·7	46·7	46·7	46·5	46·7	46·5	46·6	46·6	46·6	Nov. 1 to 16.
48·6	48·4	48·0	47·7	47·5	47·3	47·2	47·1	46·7	47·4	47·6	48·8	48·8	Nov. 17 to 30.
48·5	48·5	48·3	48·3	48·1	48·0	47·9	47·9	47·8	47·8	47·7	47·7	47·7	Dec. 1 to 31.
													1846.
48·4	48·2	48·0	48·0	48·0	47·7	47·7	47·6	48·1	48·0	48·5	47·9	47·9	Jan. 1 to 16.
47·3	47·5	47·3	47·2	47·1	47·0	47·0	47·0	46·6	46·3	46·6	46·7	46·7	Jan. 17 to Feb. 1.
49·7	49·7	49·6	49·5	49·4	49·4	49·3	50·1	50·0	49·9	49·5	49·6	49·6	Feb. 2 to 15.
48·2	48·1	47·2	47·9	47·8	47·6	47·5	47·4	47·4	47·3	47·5	47·6	47·6	Feb. 16 to Mar. 1.
46·0	46·0	45·7	45·7	45·6	45·5	45·5	46·1	45·9	45·2	45·6	45·6	45·6	March 2 to 17.
43·9	43·6	43·5	44·2	44·1	44·2	44·1	43·8	43·8	43·6	42·8	43·4	43·4	March 18 to 31.
44·4	44·6	44·5	44·7	44·6	44·6	44·7	44·5	44·4	43·5	43·5	43·5	43·5	April 8 to 30.
44·1	44·5	44·5	44·3	43·5	43·3	43·3	43·0	42·9	42·9	43·0	43·1	43·1	May 1 to 20.
37·8	37·7	37·6	37·5	37·4	37·3	37·2	36·9	37·0	36·2	36·2	36·6	36·6	May 21 to 31.
47·8	47·6	47·5	47·4	47·2	47·0	46·7	46·4	46·2	45·9	46·4	46·9	46·9	June 4 to 15.
49·3	49·2	49·1	49·4	49·1	49·3	49·0	48·8	48·7	48·6	48·9	49·6	49·6	June 16 to 30.
45·9	45·8	46·8	46·7	46·4	46·2	46·0	45·7	45·4	45·3	45·8	46·1	46·1	July 1 to 15.
34·9	34·8	34·3	34·7	33·9	34·1	33·7	33·6	33·4	33·2	33·4	33·9	33·9	July 16 to 31.
45·2	45·1	44·8	44·9	44·9	44·9	44·8	44·5	44·5	44·4	44·5	44·6	44·6	Aug. 3 to 16.
46·2	46·2	46·1	46·1	45·9	46·1	45·5	45·5	45·4	45·5	46·3	46·1	46·1	Aug. 17 to 31.
48·3	48·2	47·8	47·6	47·3	46·9	46·7	46·8	46·6	46·5	47·2	48·2	48·2	Sept. 1 to 15.
42·8	42·8	44·9	42·6	42·1	45·2	42·3	40·3	40·3	40·5	41·3	42·6	42·6	Sept. 16 to 30.
42·9	42·8	42·6	42·6	42·6	42·5	42·4	42·4	42·4	42·7	43·0	43·0	43·0	Oct. 1 to 15.
43·6	43·6	43·5	43·4	43·5	43·2	43·0	43·2	43·2	43·2	43·3	43·3	43·3	Oct. 16 to Nov. 1.
41·5	41·5	41·2	41·0	41·0	40·9	40·8	40·7	40·8	40·7	41·4	41·3	41·3	Nov. 2 to 18.
51·6	52·1	51·8	51·5	51·4	51·3	51·1	51·0	50·8	50·9	51·2	51·3	51·3	Nov. 19 to 30.
52·1	51·9	51·7	51·6	51·4	51·2	51·1	51·0	50·9	51·1	51·1	51·5	51·5	Dec. 1 to 6.
48·9	48·5	48·3	47·8	47·7	47·0	47·0	47·7	47·9	47·4	47·0	48·1	48·1	Dec. 7 to 31.

Solar-diurnal Variation.—Table L. exhibits the solar-diurnal variation of the vertical force derived from the hourly observations from January 1, 1843, to December 31, 1846, omitting the disturbed observations (differing 2·5 scale divisions or more from the normal of the same month and hour). The values are expressed in parts of the vertical force, one scale division being regarded as equal to ·00079 of the force.

TABLE L.

Months.		ST. HELENA ASTRONOMICAL HOURS.											
		0 ^h .	1 ^h .	2 ^h .	3 ^h .	4 ^h .	5 ^h .	6 ^h .	7 ^h .	8 ^h .	9 ^h .	10 ^h .	11 ^h .
		·000	·000	·000	·000	·000	·000	·000	·000	·000	·000	·000	·000
January	-	-270	-054	+215	+675	+794	+881	+828	+774	+383	+261	+133	+054
February	-	-238	000	+286	+507	+615	+644	+675	+547	+448	+224	+190	+119
March	-	-136	+040	+252	+587	+484	+527	+473	+516	+334	+079	+074	+003
April	-	+051	+288	+462	+656	+590	+593	+600	+600	+500	+241	+118	-029
May	-	+195	+404	+556	+590	+353	+386	+472	+563	+206	+272	+123	-001
June	-	+201	+446	+456	+443	+381	+377	+511	+385	+335	+209	+138	+064
July	-	+048	+359	+582	+727	+827	+726	+877	+562	+270	+301	+117	-233
August	-	+088	+315	+424	+514	+404	+434	+391	+489	+300	+145	-007	-050
September	-	+043	+503	+863	+877	+793	+510	+396	+461	+216	+065	-043	-141
October	-	-122	+092	+361	+485	+571	+615	+543	+311	+180	+129	-150	+014
November	-	-033	+072	+322	+331	+907	+665	+679	+538	+046	+161	+114	+014
December	-	-139	+223	+512	+752	+936	+918	+876	+816	+456	+504	+124	+063
Semi-annual Means	April to Sept.	+104	+386	+557	+635	+558	+504	+541	+510	+305	+206	+074	-065
	Oct. to March	-148	+072	+335	+551	+730	+712	+682	+580	+296	+232	+073	+043
Annual Means	-	-022	+229	+446	+593	+638	+608	+611	+545	+300	+219	+074	-011
<i>(continued.)</i>													
Months.		12 ^h .	13 ^h .	14 ^h .	15 ^h .	16 ^h .	17 ^h .	18 ^h .	19 ^h .	20 ^h .	21 ^h .	22 ^h .	23 ^h .
		·000	·000	·000	·000	·000	·000	·000	·000	·000	·000	·000	·000
January	-	-045	-182	-250	-320	-414	-454	-445	-476	-638	-414	-595	-434
February	-	+017	-116	-165	-301	-346	-411	-357	-366	-496	-516	-530	-405
March	-	-048	-105	-063	-088	-215	-212	-394	-311	-459	-515	-558	-269
April	-	-141	-217	-189	-285	-233	-296	-488	-602	-608	-711	-711	-281
May	-	-112	-163	-158	-344	-388	-380	-523	-567	-658	-466	-457	+088
June	-	+034	-167	-203	-288	-322	-381	-469	-571	-552	-496	-361	-097
July	-	-303	-227	-333	-439	-467	-548	-608	-578	-708	-503	-443	-012
August	-	-094	-122	-165	-217	-257	-353	-447	-456	-493	-367	-348	-165
September	-	-271	-232	-384	-244	-365	-466	-546	-653	-758	-327	-191	-102
October	-	-102	-120	-148	-137	-216	-227	-290	-397	-450	-331	-150	-361
November	-	-055	-164	-281	-330	-335	-372	-472	-493	-382	-452	-303	-190
December	-	-067	-162	-308	-446	-570	-645	-527	-614	-784	-782	-582	-373
Semi-annual Means	April to Sept.	-148	-188	-239	-303	-338	-404	-513	-574	-629	-478	-418	-095
	Oct. to March	-053	-142	-209	-275	-353	-391	-416	-451	-535	-504	-437	-334
Annual Means	-	-100	-165	-224	-289	-345	-398	-465	-513	-582	-491	-427	-214

The solar-diurnal variations of both the horizontal and vertical forces at St. Helena are single progressions, both in the annual and semi-annual means. The horizontal force has its maximum at 2 hours, and its minimum at midnight. The vertical force has its maximum at 4 hours, and its minimum at 20 hours, in the annual means; but from April to September the maximum is at 3 hours, and from October to March between 4 and 5 hours.

Lunar-diurnal Variation.—The observations employed in this investigation are the hourly observations from January 1, 1843, to December 31, 1846, omitting the months of January, February, and March 1844, when no observations were made. The disturbed observations, or all those which differed 2·5 scale divisions from the normals of the same month and hour, have been omitted. The process through which the observations have been passed, for the purpose of deriving the lunar influence, is described in the cases of the declination and horizontal force. Table LI. exhibits, in columns 2 to 5, the mean hourly variation of the vertical force at the different lunar hours in each of the four years, and in column 6 in the mean of the four years. In 1844 there were only nine months of observation; proportional weight has been given to this year in deriving the mean values in column 6. The lunar influence at the several hours is shown in columns 2 to 6 in decimals of a scale division, and in column 7 in parts of the vertical force.

TABLE LI.

Lunar Hours.	1843.	1844 (9 months).	1845.	1846.	Means of the 4 Years.	Variation due to the Lunar Influence.	Lunar Hours.
(1.)	(2.)	(3.)	(4.)	(5.)	(6.)	(7.)	(8.)
	Sc. Div.	Sc. Div.	Sc. Div.	Sc. Div.	Sc. Div.		
0	-0·07	+0·08	-0·01	-0·01	-0·007	-·000005	0
1	-0·05	+0·16	+0·02	+0·06	+0·038	+·000027	1
2	-0·01	+0·07	+0·05	+0·07	+0·043	+·000031	2
3	-0·03	+0·08	+0·08	+0·13	+0·064	+·000044	3
4	+0·07	+0·10	+0·04	+0·21	+0·105	+·000072	4
5	+0·06	-0·02	+0·04	+0·14	+0·062	+·000041	5
6	+0·08	0·00	+0·05	+0·15	+0·073	+·000050	6
7	+0·05	-0·08	+0·03	+0·17	+0·049	+·000028	7
8	-0·04	-0·05	-0·02	+0·05	-0·010	-·000012	8
9	+0·04	-0·13	-0·01	+0·03	-0·010	-·000011	9
10	-0·04	-0·08	-0·01	+0·04	-0·017	-·000017	10
11	0·00	-0·10	-0·04	-0·08	-0·051	-·000037	11
12	+0·01	+0·02	-0·02	-0·03	-0·006	-·000003	12
13	+0·05	+0·05	-0·04	-0·04	+0·002	+·000005	13
14	+0·06	+0·06	-0·03	+0·02	+0·025	+·000019	14
15	+0·07	+0·07	+0·02	+0·10	+0·066	+·000048	15
16	+0·11	+0·10	+0·04	0·00	+0·060	+·000051	16
17	+0·09	+0·05	-0·01	+0·03	+0·037	+·000029	17
18	+0·03	-0·02	+0·03	0·00	+0·015	+·000013	18
19	-0·03	+0·05	+0·02	-0·13	-0·024	-·000011	19
20	-0·09	-0·07	-0·04	-0·08	-0·070	-·000053	20
21	-0·09	-0·04	-0·02	-0·14	-0·071	-·000050	21
22	-0·07	-0·07	-0·03	-0·13	-0·076	-·000054	22
23	-0·09	-0·01	-0·06	-0·21	-0·099	-·000067	23

In viewing Table LI., it must be remembered that the amount of variation at each of the hours in column 7 is a wholly independent result, and unaffected by the observations employed in the calculation of the results at other hours. When this is duly considered, the consistency and systematic character of the body of results which constitute the lunar-diurnal variation exhibited in column 7 are very striking and impressive, and place in a strong light the capabilities of the magnetometer by which they were obtained. The variation of the vertical force at the different hours in the lunar day due to the influence of the moon comes out thus consistently and systematically on the mean of only four years of observation, although the whole amount of the variation in the course of the lunar day is not more than 11 or 12 hundred-thousandth parts of the vertical force, which at St. Helena is itself extremely small. When the scheme of the British system of magnetic observation was originally promulgated in the Report of the Committee of Physics of the Royal Society, there were some magneticians who thought that the vertical force magnetometer of Dr. Lloyd would fail in fulfilling the purposes for which it was devised. Opinions to that effect, expressed by individuals who possessed great general weight and influence, but had had no practical experience in the use of the instrument, prevailed, unfortunately, in deterring the greater part of the continental observatories from the adoption and employment of this valuable auxiliary in the investigation of the periodical variations of the inclination and total force, and in thus greatly limiting the beneficial results which were expected to follow from the extension of the system to other observatories than those of Britain.

The close connexion between the lunar-diurnal variation of the horizontal and of the vertical forces is obvious on the first inspection of Tables XXXVII. and LI. In both, the lunar day is divided into four alternating periods of nearly equal duration, in two of which the force is increased, and in the other two diminished, by the lunar influence. The hours when the horizontal force is increased are those in which the vertical force is diminished, and *vice versâ*. The manifest connexion between the lunar-diurnal variation of the declination and horizontal force has already been pointed out in the remarks on Table XXXVII. The accordance of the phenomena of the lunar influence thus manifested in the three elements by wholly distinct and independent instruments, places it beyond doubt that the lunar-diurnal magnetic variation is due to the action of a true natural force, although we are as yet unable to explain the mode or process of operation by which the effects are produced; this now unquestionable fact is in a high degree encouraging towards the extension of researches by which the laws of the moon's magnetic influence on the earth may be generalised.

INCLINATION AND TOTAL FORCE.

The solar and lunar-diurnal variations of the inclination ($\Delta\theta$) and total force ($\frac{\Delta\phi}{\phi}$) are derived from those of the horizontal ($\frac{\Delta X}{X}$) and vertical ($\frac{\Delta Y}{Y}$) forces by the formulæ—

$$\Delta\theta = \sin\theta \cos\theta \left(\frac{\Delta Y}{Y} - \frac{\Delta X}{X} \right); \text{ and } \frac{\Delta\phi}{\phi} = \cos^2\theta \frac{\Delta X}{X} + \sin^2\theta \frac{\Delta Y}{Y}$$

Solar-diurnal Variation.—Table XXXVI. contains the values of $\frac{\Delta X}{X}$, and Table L. of $\frac{\Delta Y}{Y}$, from which are obtained the values of $\Delta\theta$ and $\frac{\Delta\phi}{\phi}$ for the semi-annual periods, April to September inclusive, and October to March inclusive, and for the whole year, as shown in Table LII. : in which θ has been taken = $-22^\circ 0'$.

TABLE LII.

St. Helena Astronomical Hours.	Inclination $\Delta\theta$			Total Force $\frac{\Delta\phi}{\phi}$			St. Helena Civil Hours.
	Semi-annual Means.		Annual Means.	Semi-annual Means.		Annual Means.	
	April to September.	October to March.		April to September.	October to March.		
H.				Parts of Force.	Parts of Force.	Parts of Force.	H.
12	+ 23	+ 31	+ 27	—'00044	—'00042	—'00043	Midnight.
13	+ 17	+ 23	+ 20	—'00040	—'00042	—'00041	1 a.m.
14	+ 10	+ 15	+ 12	—'00036	—'00040	—'00038	2 a.m.
15	+ 2	+ 10	+ 6	—'00033	—'00040	—'00036	3 a.m.
16	— 1	+ 3	+ 1	—'00031	—'00039	—'00035	4 a.m.
17	— 9	— 1	— 5	—'00030	—'00038	—'00034	5 a.m.
18	— 19	— 5	— 12	—'00029	—'00035	—'00032	6 a.m.
19	— 29	— 22	— 25	—'00022	—'00018	—'00020	7 a.m.
20	— 50	— 50	— 50	—'00001	+ '00008	+ '00003	8 a.m.
21	— 67	— 69	— 68	+ '00034	+ '00034	+ '00034	9 a.m.
22	— 91	— 83	— 87	+ '00068	+ '00058	+ '00063	10 a.m.
23	— 86	— 88	— 87	+ '00095	+ '00075	+ '00085	11 a.m.
0	— 75	— 83	— 79	+ '00103	+ '00087	+ '00095	Noon.
1	— 37	— 59	— 48	+ '00084	+ '00080	+ '00082	1 p.m.
2	— 1	— 23	— 12	+ '00058	+ '00062	+ '00060	2 p.m.
3	+ 25	+ 7	+ 16	+ '00033	+ '00047	+ '00040	3 p.m.
4	+ 35	+ 37	+ 36	+ '00012	+ '00028	+ '00020	4 p.m.
5	+ 47	+ 51	+ 49	—'00007	+ '00009	+ '00001	5 p.m.
6	+ 61	+ 63	+ 62	—'00021	—'00009	—'00015	6 p.m.
7	+ 68	+ 66	+ 67	—'00031	—'00022	—'00026	7 p.m.
8	+ 55	+ 53	+ 54	—'00037	—'00035	—'00036	8 p.m.
9	+ 49	+ 54	+ 52	—'00040	—'00042	—'00041	9 p.m.
10	+ 42	+ 44	+ 43	—'00044	—'00046	—'00045	10 p.m.
11	+ 31	+ 41	+ 36	—'00045	—'00045	—'00045	11 p.m.

The solar-diurnal variations of the inclination and of the total force at St. Helena are each single progressions, having each one maximum and one minimum in the 24 hours of solar time, with much regularity in the progression from the maximum to the minimum and from the minimum to the maximum. The mean dip of the south end of the magnet is diminished by the solar-diurnal variation 1' 27'' between 10 and 11 A.M., and increased by it 1' 7'' at 7 P.M.; these being the hours of minimum and maximum. The mean or average amount of the total force is increased by about its .00095th part at noon, and diminished by about its .00045th part between 10 and 11 P.M. The inclination passes through its mean diurnal value about 4 A.M. and between 2 and 3 P.M. The total force about 8 A.M. and 5 P.M. The diurnal range of the inclination is 2' 34'' on the annual mean, and very nearly the same on each of the semi-annual means. When the solstitial months of December and June are separately examined, no significant difference appears in the range of the solar-diurnal variation in those months. The diurnal range of the total force is about .0014 parts of the force, and is nearly the same on the annual and on each of the semi-annual means.

Lunar-diurnal Variation.—Table XXXVII. contains the values of $\frac{\Delta X}{X}$, and Table LI. of $\frac{\Delta Y}{Y}$, from which are obtained the values of $\Delta\theta$ and $\frac{\Delta\phi}{\phi}$ in Table LIII.

TABLE LIII.

Lunar		Lunar-diurnal Variation		Lunar		Lunar-diurnal Variation		Lunar		Lunar-diurnal Variation	
Hours.	of the Inclination $\Delta\theta$	of the Total Force $\frac{\Delta\phi}{\phi}$	Hours.	of the Inclination $\Delta\theta$	of the Total Force $\frac{\Delta\phi}{\phi}$	Hours.	of the Inclination $\Delta\theta$	of the Total Force $\frac{\Delta\phi}{\phi}$	Hours.	of the Inclination $\Delta\theta$	of the Total Force $\frac{\Delta\phi}{\phi}$
0	-0'8	Parts of the Force. + .000005	8	-0'9	Parts of the Force. - .000002	16	+4'4	Parts of the Force. - .000002			
1	+2'3	- .000001	9	-2'4	+ .000018	17	+2'7	- .000003			
2	+3'0	- .000005	10	-3'6	+ .000025	18	+1'6	- .000006			
3	+4'2	- .000006	11	-4'8	+ .000022	19	-0'6	- .000005			
4	+6'6	- .000007	12	-1'6	+ .000016	20	-4'0	- .000005			
5	+3'9	- .000006	13	-0'9	+ .000015	21	-4'0	- .000002			
6	+4'2	+ .000001	14	+0'4	+ .000014	22	-4'8	+ .000004			
7	+2'3	+ .000001	15	+4'1	- .000001	23	-5'4	- .000001			

The lunar-diurnal variation of the inclination is a double progression, having two maxima and two minima, with alternate periods of increase and decrease, each of

about six hours. The turning hours are *approximately* 4, 10, 16, and 22; the 1st and 3rd being the epochs of greatest increase of south dip, and the 2nd and 4th epochs of greatest decrease of the same. The range of the variation is about five seconds on either side of the mean. Greater precision in the turning hours and amount of the variation than is shown by the table might be attained by a series of observations extending over a greater length of time than four years.

The lunar-diurnal variation of the total force is also a double progression, having two maxima and two minima, and with alternate periods of increased and diminished force. The turning hours appear to be about the same as those of the inclination, the force increasing as the south dip diminishes, and *vice versa*. It will be seen by the table that the turning hours and amount of the variation of the total force are somewhat less precisely determined than in the case of the inclination, a circumstance that need not excite surprise, seeing the exceeding minuteness of the variation itself, and the shortness of the period (for conclusions of so much delicacy) during which the observations were permitted to be continued.

MAGNETIC INCLINATION.

It has been already noticed in the first volume of the St. Helena Observations, p. 58, that the direct observations of the inclination at that station exhibit a less satisfactory correspondence with each other than could be wished. The observations of the bifilar and vertical force magnetometers give reason to believe that the irregularities, which appear in the direct observations of the inclinometer on different days, must be ascribed to instrumental or observational errors in the latter, rather than to actual changes in the magnetic inclination itself. The irregularities by no means disappear in the monthly, or even in the annual means, notwithstanding the great number of partial results which these represent. They may have been in part occasioned by the employment of different needles in the course of the series as related in Vol. I. p. 55; but they caused much anxiety at the time, both to Captain Smythe, director of the observatory, and to myself; and the irregularities will appear still more striking *now*, when great improvements have been made in British inclinometers by the addition of microscopes and verniers, and by the employment of much shorter and lighter needles, in which the magnetic moment bears a much greater proportion to the inertia than was previously the case. One important particular appears to have been carefully attended to,—the whole series was made *precisely on the same spot*,—a precaution of primary importance at St. Helena, where local influences prevail to an extent which offers a serious objection to the comparison of observations in which the locality has not been absolutely identical.

The observatory series, of which the monthly means to the end of 1845 are contained in Vol. I. Table XVI., was continued with the 9-inch inclinometer by Barrow and its two needles, to May 1849, when the detachment of the Artillery was withdrawn. The monthly means from June 1845 to May 1849 are contained in the following table, and with those in Vol. I. Table XVI. complete the whole series.

TABLE LIV.

Months.	1845-6.	1846-7.	1847-8.	1848-9.
June - - -	-21 56'5	-21 58'7	-22 42'8	-22 41'5
July - - -	21 58'3	21 59'7	22 45'8	22 48'5
August - - -	21 59'9	22 27'6	22 45'7	22 48'0
September - - -	21 58'2	22 29'2	22 40'5	22 46'9
October - - -	21 59'9	22 30'8	22 43'7	22 48'0
November - - -	21 55'8	22 24'1	22 43'4	22 41'8
December - - -	21 57'9	22 26'3	22 44'9	22 58'2
January - - -	21 58'7	22 34'6	22 42'7	22 56'0
February - - -	21 59'1	22 43'7	22 53'1	23 07'8
March - - -	22 00'7	22 43'4	22 50'4	23 02'5
April - - -	21 57'9	22 42'6	22 45'0	22 57'8
May - - -	-21 59.1	-22 44'4	-22 42'1	-23 02'9

Secular change.—We have now therefore to consider the secular change as it may be derived from the monthly means of the Observatory Series from June 1841 to May 1849 inclusive. February and March 1844 were the only months during these eight years in which observations were not made. The values for those months have been interpolated from the months of the same name in 1843 and 1845. From the monthly means we have the following annual values:—

TABLE LV.

Year ending May 31, 1842	- - - - -	-21 23'9
" " 1843	-	-21 32'1
" " 1844	- - - - -	-21 49'7
" " 1845	- - - - -	-21 54'4
" " 1846	- - - - -	-21 58'5
" " 1847	- - - - -	-22 28'8
" " 1848	- - - - -	-22 45'0
" " 1849	- - - - -	-22 53'3

Whence we obtain by the usual process $\theta = -22^{\circ} 05' \cdot 7$, corresponding in epoch to November 30, 1845, and y , the annual secular change = $-13' \cdot 3$, or an increase of south dip in each year of $13' \cdot 3$.

To compare with this last value we have the results of wholly independent observations made at the same spot with other instruments; viz., with Mr. Fox's apparatus, employed by Sir James Ross at Longwood on the 2d of February 1840, giving $-20^{\circ} 53' \cdot 1$ at that date; and monthly observations made at the observatory in 1847 and 1848 (of which the means are given in Table LVI.), with a 6-inch circle and its two needles which had been carefully examined at Woolwich before it was sent to St. Helena.

TABLE LVI.

1847.	September,	Needle 1	-	-	-	-	-	$-22^{\circ} 46' \cdot 6$
„	October	„ 1	-	-	-	-	-	$-22 44 \cdot 9$
1848.	January	„ 1	-	-	-	-	-	$-22 48 \cdot 8$
„	February	„ 1	-	-	-	-	-	$-22 48 \cdot 5$
„	March	„ 1	-	-	-	-	-	$-22 55 \cdot 1$
„	April	„ 2	-	-	-	-	-	$-22 59 \cdot 6$
„	May	„ 2	-	-	-	-	-	$-23 01 \cdot 4$
„	June	„ 2	-	-	-	-	-	$-23 05 \cdot 6$
„	July	„ 2	-	-	-	-	-	$-23 07 \cdot 4$
„	August	„ 2	-	-	-	-	-	$-23 04 \cdot 3$
„	September	„ 2	-	-	-	-	-	$-23 05 \cdot 6$
„	October	„ 2	-	-	-	-	-	$-23 08 \cdot 3$
„	November	„ 2	-	-	-	-	-	$-23 09 \cdot 0$
„	December	„ 2	-	-	-	-	-	$-23 07 \cdot 9$
Mean corresponding to April 1848								$-22 58 \cdot 5$

From this series and Sir James Ross' determination in February 1840 we obtain a difference of $2^{\circ} 05' \cdot 4$ of inclination, corresponding to an interval of 8 years and 2 months, or an annual secular change of $-15' \cdot 3$.

To compare with these values of θ and y at Longwood we may derive the values of the inclination and of the secular change at St. Helena from the observations made by several distinguished French and British officers, well known as good magnetic observers and furnished with excellent instruments, whose observations were made either in "Sister's Walk" (near the anchorage) or in its immediate vicinity. It has been shown, in Vol. I., p. 60, 61, that the inclination at the Longwood Observatory was greater than at Sister's Walk by between 2° and 3° ; but whilst we have reason to suppose that this difference is chiefly due to the influence of the igneous rocks of which the island is principally composed, we have none for believing that this local influence would affect the amount of secular change in different parts of the island; we should therefore expect to find the same value (or nearly so) of y , though not of θ , at Longwood and at Sister's Walk. Confining ourselves to the few years preceding and following the establishment of the observatory at Longwood, we have the following

well recorded observations of the inclination, by thoroughly competent observers, in the vicinity of the anchorage.

TABLE LVII.

Year.	Observer.	Inclination.
1825·0 - - - -	Duperrey - - - -	-14 56·0
1835·5 - - - -	Fitz-Roy - - - -	-18 01·2
1839·4 - - - -	Du Petit Thouars - - - -	-17 55·0
1840·1 - - - -	Ross - - - -	-18 16·1
1842·3 - - - -	Belcher - - - -	-17 01·0
1846·8 - - - -	Smythe - - - -	-19 23·5
1838·2 - - - -	Means - - - -	-17 35·5

Whence, by the usual process, we obtain the annual secular change $y = -14'·3$.

We have thus for the inclination and secular change at Longwood and Sister's Walk, at the respective epochs:—

	Epoch.	θ	y
Longwood Observatory - - - -	1845·9	-22° 05·7	-13·3
Sister's Walk - - - -	1838·2	-17 35·5	-14·3

If no local influence existed to cause a difference in the inclination at Longwood and Sister's Walk, we should have its value at Sister's Walk in 1838·2, as it might be derived from the values of θ and y at Longwood in 1845·9, = $-20^{\circ} 10'$; the inclination at Sister's Walk derived from actual observations, as shown in Table LVII., was = $-17^{\circ} 35'·5$ in 1838·2; the difference ($20^{\circ} 10' - 17^{\circ} 35'·5 =$) $2^{\circ} 34'·5$ is therefore an approximate measure of the local influence between Longwood and Sister's Walk.

To compare with this we have the direct observation at both stations with the same circle and needle, both made on the same day, February 2, 1840, by Sir James Ross (St. Helena Observations, Vol. I. p. 60):—

At Sister's Walk - - - -	-18 21·2
At Longwood - - - -	-20 53·1
Difference, Longwood greater - - - -	- 2 31·9

which is an almost identical result with that already given, $2^{\circ} 34'·5$. Sir James Ross employed the circle and needle of his Fox's apparatus, and observed at Longwood on the site on which the observatory was subsequently built.

Again, Captain Smythe, on the 14th of October 1846, observed at Sister's Walk, with Barrow's 6-inch inclinometer, brought down from the Longwood Observatory, an inclination of $-19^{\circ} 23' \cdot 5$: the Sister's Walk series in Table LVII. would give, with the Longwood value of y , a result for the 14th October 1846 differing only $6' \cdot 4$ from the above, viz. $-19^{\circ} 29' \cdot 9$.

On the whole, perhaps, it may be concluded that, when due allowance is made for the effect of local influence, the amount of which appears to be pretty well assured, the values of θ and y obtained at the two stations are mutually corroborative. The Longwood value of y is probably to be preferred, as being obtained from a much greater number of observations, all certainly, and precisely, at the same spot.

It seems more difficult to decide what should be considered as the inclination due to the *geographical position* of St. Helena apart from local influence. Mr. Fox's apparatus, which Sir James Ross had employed in the comparative determinations at Longwood and Sister's Walk on the 2d February, having been taken to its usual position on board the "Erebus," anchored in St. Helena Roads, the dip was observed with it on February the 6th, with the ship's head successively on the eight principal points of the compass. These observations gave the inclination as follows:—

TABLE LVIII.

With the ship's head N.	-	-	-	$-19^{\circ} 34'$
„ N.E.	-	-	-	$-19^{\circ} 27'$
„ E.	-	-	-	$-20^{\circ} 06'$
„ S.E.	-	-	-	$-20^{\circ} 32'$
„ S.	-	-	-	$-20^{\circ} 26'$
„ S.W.	-	-	-	$-20^{\circ} 35'$
„ W.	-	-	-	$-20^{\circ} 10'$
„ N.W.	-	-	-	$-19^{\circ} 46'$
Mean of the eight directions of the ship's head	-	-	-	$-20^{\circ} 04' \cdot 5$

This result is much nearer the value obtained at Longwood than that at Sister's Walk with the same instrument, tending so far to show that there is less local influence (as distinguished from geographical position) at Longwood than at Sister's Walk. Also, the declination at Longwood is much more accordant with the isogonic lines derived from observations on shipboard in the general vicinity of the island than is the declination observed at Sister's Walk. It does seem probable, therefore, that the inclination due to the geographical locality is nearer to the value obtained at Longwood than to that given by the observations at Sister's Walk or in the vicinity of the anchorage.

The above stated large amount of the secular change of dip at St. Helena naturally connects itself with the still greater amount of change which is known to have prevailed

for some years past on the adjacent coast of Africa between the parallel of St. Helena ($15^{\circ} 55'$ S.) and the equator, a circumstance first made known, I believe, by my own observations in May 1822, at the island of St. Thomas, in $0^{\circ} 45'$ N. Lat. and $6^{\circ} 45'$ E. Long. These observations, repeated on different days at the Pendulum Station on the island of St. Thomas, and at a small island in the offing, made the mean dip $0^{\circ} 04'$ S., showing the proximity of the line of no dip to the place of observation. This was in May 1822. In Mr. Hansteen's excellent map of the inclination in 1780 (Plate VII. of the Atlas of the Magnetismus der Erde), the position and course of the isoclinal lines of that epoch, in that portion of the globe, were laid down with great care by a co-ordination of very trustworthy observations by Le Gentil, Ekeberg, King, Abercrombie, and La Perouse, between 1771 and 1785; in this map the isoclinal line of $+10^{\circ}$ cuts the equator in the meridian of St. Thomas ($6^{\circ} 45'$ E.) or about $25'$ of latitude south of the station where the line of no dip was observed by myself in 1822. Now as it is well known that near the equator we may allow $2'$ of dip as the equivalent for $1'$ of latitude, we must add $2 \times 25' = 50'$ of dip to 10° , making together $10^{\circ} 50'$ as the change of dip corresponding to the difference of the epochs 1780 and 1822, or 42 years; and hence we should obtain $15' \cdot 5$ as the annual secular change shown by the motion of the line of no dip northward during the interval.

The observations which have been made since 1822 by Captain William Allen, R.N., and by Dr. Baikie, R.N., in the Bight of Benin and on the banks of the rivers flowing into it, are in general accordance with this rapid northerly movement of the line of no dip on the west coast of Africa.

Pursuing the investigation from the African coast to St. Helena itself, we find in Mr. Hansteen's isoclinal map of 1780 the line of 10° of south dip just touching the north coast of St. Helena at that epoch; and if we take the St. Helena value of θ in 1845·9 as it is given in the Observatory Series in Table LVI., viz. $-22^{\circ} 05' \cdot 7$, we have a difference of dip between 1780 and 1845·9 of $12^{\circ} 05' \cdot 7$ in 65·9 years; whence we should obtain an annual secular change of $11' \cdot 0$. This is perhaps as near an approach to the observatory value of $13' \cdot 3$ between 1841 and 1849 as we are entitled to expect, since the materials from which our inferences are drawn can only be regarded as in some measure approximate, and there is also some difference of epoch. The smaller amount of the secular change at St. Helena than in the Bight of Benin is in conformity with the general fact that the distance between the isoclinal lines widens in receding on either side from the line of no dip, for which reason a less secular change should be produced under a dip of 20° than under a dip of 0 by a general movement of the isoclinal lines in which their parallelism should undergo little or no disturbance. The two islands of St. Thomas and St. Helena are but little removed from the meridian of Greenwich, in which meridian the motion of the isoclinal lines is, and has been for several years past, a general

movement of translation from south to north, extending without interruption from the Cape of Good Hope in the southern hemisphere to the British islands in the northern, over the whole of which space the north dip has been diminishing and the south dip increasing, the rate of change being everywhere in approximate inverse proportion to the distance from the dividing line, or line of no dip.

A parallel to this remarkable change in the geographical position of the isoclinal lines, which is now in progress in and about the meridian of Greenwich, is shown by a comparison of the positions of the line of no dip and of the neighbouring isoclinals, at the commencement and at the close of the last century, in meridians from 120° to 130° east of that of Greenwich. In eastern Asia and Japan the north dip increased, and in the vicinity of the Straits of Sunda and New Holland the south dip decreased, in the interval referred to. The line of no dip, which about the commencement of the last century was in 19° north latitude, had moved about 10 degrees nearer to the geographical equator before the close of the century. The reader acquainted with the Halleyan generalization of the phenomena of the magnetic secular change will not fail to recognize the conformity of these remarkable features in the secular change of the inclination to the theoretical inferences drawn at so early a period (1692) by that eminently sagacious philosopher.

CAPE OF GOOD HOPE.

The expectation expressed in the Proceedings of the Royal Society, March 5, 1857, that the laws of the disturbances and of the lunar-diurnal variation at the Cape of Good Hope would be investigated by Mr. Pierce Morton, the magnetic assistant to Mr. Maclear, having been disappointed by the failure of Mr. Morton's health, it has appeared to me that the deduction of the results, during at least the earlier period when the Cape magnetic establishment was under my superintendence, should no longer be delayed, more particularly as the comparison of the results at the Cape with those at St. Helena and Hobarton had manifested, in so many important points, the far greater *magnetic proximity* of the Cape to St. Helena than to Hobarton, in opposition to what might have been expected from the respective positions of the three stations in reference to their geographical *latitudes*, in which respect the Cape is much nearer to Hobarton than it is to St. Helena. The conclusions to which the facts thus referred to conduct us, and which indeed may be said to be established by them, are so important towards the formation of a correct theory of terrestrial magnetism as to make it additionally desirable that the discussion of the St. Helena and of the Cape results should be contained in the same volume.

Analysis of the larger Disturbances.—The observations which have been considered as most applicable for this analysis are the hourly observations of the declinometer from October 1, 1841, to March 31, 1843, and from July 1, 1843, to June 30, 1846; the series having been interrupted during the months of April, May, and June 1843, to admit of experiments being made on the temperature coefficient of the bifilar and balance magnetometers. The difference from the normal of the same hour and month which has been considered to constitute one of the larger disturbances, is 2·5 scale divisions or 1'·88 of arc. The number of observations which were found to differ from the normals by this amount, either in excess or in defect, in the four and a half years is 3451, being nearly 1 in 10 of the whole body, which amounted to 33,592 observations.

The aggregate values of the disturbed observations in the different years are shown in the following table:—

TABLE LIX.

6 Months ending March 31, 1842	-	-	1746·0 minutes of arc.
12 „ March 31, 1843	-	-	1789·6 „
12 „ June 30, 1844	-	-	1642·5 „
12 „ June 30, 1845	-	-	1945·1 „
12 „ June 30, 1846	-	-	2579·7 „

Total in the four and a half years	-	-	9702·9 „

Mean annual value (proportional weight being given to the six months ending March 31, 1842)	-	-	2289·8 „

The ratios in each year to the mean annual value are as follows:—

TABLE LX.

6 Months ending March 31, 1842	-	-	-	1·53 to 1·00
Year ending March 31, 1843	-	-	-	0·78 to 1·00
„ June 30, 1844	-	-	-	0·72 to 1·00
„ June 30, 1845	-	-	-	0·85 to 1·00
„ June 30, 1846	-	-	-	1·13 to 1·00

The year ending June 30, 1844 exhibits a minimum of general disturbance. The hourly observations were discontinued before the following maximum was attained.

Table LXI. shows the aggregate values in the different years, divided into easterly and westerly deflections.

TABLE LXI.

	Easterly.	Westerly.
6 Months ending March 31, 1842	736 ¹ ·1	1009 ⁹ minutes of arc.
Year ending March 31, 1843	870 ⁹	918 ⁷ "
" June 30, 1844	641 ⁵	1001 ⁰ "
" June 30, 1845	723 ³	1221 ⁸ "
" June 30, 1846	892 ³	1687 ⁴ "
Total in the four and a half years	3864¹	5838⁸ "

The general effect of the large disturbances is, therefore, to increase the westerly declination at the Cape of Good Hope ; the westerly values preponderate in the ratio of 1·5 to 1.

Table LXII. exhibits the aggregate values of the disturbances distributed into the different *months* of their occurrence, with the ratios which the values in each of the months bear to the mean monthly value or average of all the months.

TABLE LXII.

Months.	1841.	1842.	1843.	1844.	1845.	1846.	Monthly Means.	Ratios.	Months.
January	—	363 ³	119 ⁹	253 ²	386 ⁴	348 ³	294 ²	1·7	January.
February	—	469 ⁷	153 ⁰	166 ⁹	210 ²	293 ⁴	258 ⁶	1·5	February.
March	—	172 ²	64 ⁶	266 ⁵	121 ⁰	215 ⁶	168 ⁰	1·0	March.
April	—	236 ⁹	No Obs.	204 ⁹	206 ⁰	404 ³	263 ⁰	1·5	April.
May	—	71 ⁸	"	58 ⁵	34 ⁴	292 ⁷	114 ⁴	0·6	May.
June	—	82 ⁵	"	67 ⁰	48 ²	84 ⁰	70 ⁴	0·4	June.
July	—	234 ⁴	93 ³	39 ⁴	68 ⁹	—	109 ⁰	0·6	July.
August	—	96 ¹	56 ³	71 ⁰	80 ⁶	—	76 ⁰	0·4	August.
September	—	152 ⁷	128 ⁰	145 ⁹	181 ⁴	—	152 ⁰	0·9	September.
October	163 ³	200 ⁸	104 ³	255 ⁹	199 ⁰	—	184 ⁷	1·1	October.
November	308 ⁸	175 ¹	129 ⁸	229 ²	143 ⁷	—	196 ³	1·1	November.
December	273 ⁷	201 ⁸	113 ⁸	197 ⁵	267 ⁸	—	210 ⁹	1·2	December.
Sum of the monthly means							2097 ⁵		
Mean monthly value -							$\frac{2097\cdot5}{12} =$	174 ⁸	= 1·00

Table LXIII. exhibits the aggregate monthly means in the four and a half years separated into easterly and westerly means, with the ratios in each case to the respective monthly mean, and also the ratios in the different months of the westerly to the easterly means.

TABLE LXIII.

Months.	Easterly Means.		Westerly Means.		Ratios of the Westerly to the Easterly Mean.	Months.
	Monthly Means.	Ratios to the Mean Monthly Value.	Monthly Means.	Ratios to the Mean Monthly Value.		
January -	142·8	2·1	151·4	1·4	1·1	January.
February -	116·7	1·7	141·9	1·3	1·2	February.
March - -	50·1	0·7	117·9	1·1	2·3	March.
April - -	92·5	1·3	170·5	1·6	1·8	April.
May - -	19·7	0·3	94·7	0·9	4·8	May.
June - -	22·8	0·3	47·6	0·4	2·1	June.
July - -	43·8	0·6	65·2	0·6	1·5	July.
August - -	30·3	0·4	45·7	0·4	1·5	August.
September -	53·5	0·8	98·5	0·9	1·8	September.
October - -	82·9	1·2	101·8	1·0	1·2	October.
November -	85·0	1·2	111·3	1·0	1·3	November.
December -	85·1	1·2	125·8	1·2	1·5	December.
Sum of the monthly means }	825·2		1272·3			
Mean monthly value - }	68·8 = 1·00		106·0 = 1·00			

In both the easterly and westerly disturbances, as well as in their aggregate values, the months adjacent to the June solstice are a minimum, and those adjacent to the December solstice a maximum. There is also a tendency towards increased disturbance about March and April. The westerly disturbances preponderate over the easterly in every month of the year.

DISTURBANCES.

lxxiii

Table LXIV. exhibits the aggregate values of the disturbed observations distributed into the different hours of their occurrence, with the ratios which the values at each hour bear to the mean hourly value or average of all the hours.

TABLE LXIV.

Cape of Good Hope Astronomical Time.		Years ending					Sums in the 4½ Years.	Ratios.	Cape of Good Hope Civil Time.	
		(¼ year) March, 1842.	March, 1843.	June, 1844.	June, 1845.	June, 1846.				
18	34	43·3	77·5	57·9	60·1	110·9	349·7	0·9	6	34 a.m.
19	34	72·4	115·0	103·2	110·4	171·4	572·4	1·4	7	34 a.m.
20	34	80·8	140·4	126·5	134·7	219·7	702·1	1·7	8	34 a.m.
21	34	125·2	133·9	162·4	142·3	215·3	779·1	1·9	9	34 a.m.
22	34	147·0	170·3	142·3	188·9	204·9	853·4	2·1	10	34 a.m.
23	34	153·1	182·9	130·6	197·5	188·7	852·8	2·1	11	34 a.m.
0	34	137·5	153·8	99·0	166·9	185·0	742·2	1·8	0	34 p.m.
1	34	121·0	118·0	72·9	140·8	165·6	618·3	1·5	1	34 p.m.
2	34	72·8	94·4	79·1	113·0	141·0	500·3	1·2	2	34 p.m.
3	34	62·4	43·7	68·9	70·9	102·3	348·2	0·9	3	34 p.m.
4	34	34·3	58·2	57·6	57·1	91·3	298·5	0·7	4	34 p.m.
5	34	28·5	31·7	45·0	53·9	62·9	222·0	0·6	5	34 p.m.
6	34	35·8	43·7	66·4	50·7	62·9	259·5	0·6	6	34 p.m.
7	34	49·2	51·7	65·7	75·7	65·8	308·1	0·8	7	34 p.m.
8	34	57·3	58·6	50·3	70·8	76·4	313·4	0·8	8	34 p.m.
9	34	56·8	60·8	57·6	50·9	99·5	325·6	0·8	9	34 p.m.
10	34	85·5	48·7	51·2	37·2	70·4	293·0	0·7	10	34 p.m.
11	34	59·5	32·6	35·6	20·5	78·2	226·4	0·6	11	34 p.m.
12	34	68·8	24·7	40·3	30·9	51·3	216·0	0·5	0	34 a.m.
13	34	47·2	39·2	34·4	36·4	51·4	208·6	0·5	1	34 a.m.
14	34	55·7	22·5	24·5	35·3	40·0	178·0	0·4	2	34 a.m.
15	34	56·5	25·6	28·4	30·9	37·7	179·1	0·4	3	34 a.m.
16	34	49·4	31·1	22·5	36·7	38·2	177·9	0·4	4	34 a.m.
17	34	46·0	30·6	20·2	32·6	48·9	178·3	0·4	5	34 a.m.
Total in the four years and a half							- - -	9702·9		
Mean hourly value							- - -	$\frac{9702·9}{24} =$	404·3 = 1·00	

Table LXV. exhibits the aggregate values separated into their easterly and westerly constituents, with the ratios at each hour to the mean hourly value or average of all the hours.

TABLE LXV.

Cape of Good Hope Astronomical Time.	Disturbances.		Ratios.		Cape of Good Hope Civil Time.
	Easterly.	Westerly.	Easterly.	Westerly.	
H. M.					H. M.
18 34	158·5	191·2	1·0	0·8	6 34 a.m.
19 34	289·0	283·4	1·8	1·2	7 34 a.m.
20 34	365·6	336·5	2·3	1·4	8 34 a.m.
21 34	370·4	408·7	2·3	1·7	9 34 a.m.
22 34	409·4	444·0	2·5	1·8	10 34 a.m.
23 34	442·3	410·5	2·7	1·7	11 34 a.m.
0 34	342·0	400·2	2·1	1·6	0 34 p.m.
1 34	330·9	287·4	2·1	1·2	1 34 p.m.
2 34	253·7	246·6	1·6	1·0	2 34 p.m.
3 34	159·7	188·5	1·0	0·8	3 34 p.m.
4 43	132·0	166·5	0·8	0·7	4 34 p.m.
5 34	63·0	159·0	0·4	0·6	5 34 p.m.
6 34	61·3	198·2	0·4	0·8	6 34 p.m.
7 34	23·0	285·1	0·1	1·2	7 34 p.m.
8 34	18·2	295·2	0·1	1·2	8 34 p.m.
9 34	28·8	296·8	0·2	1·2	9 34 p.m.
10 34	22·0	271·0	0·1	1·1	10 34 p.m.
11 34	26·3	200·1	0·2	0·8	11 34 p.m.
12 34	44·0	172·0	0·3	0·7	0 34 a.m.
13 34	69·7	138·9	0·4	0·6	1 34 a.m.
14 34	38·0	140·0	0·2	0·6	2 34 a.m.
15 34	59·5	119·6	0·4	0·5	3 34 a.m.
16 34	72·6	105·3	0·4	0·4	4 34 a.m.
17 34	84·2	94·1	0·5	0·4	5 34 a.m.
Total in the four years and a half . . . }	3864·1	5838·0			
Mean hourly values	161·0	243·3			

The easterly and westerly disturbances have obviously distinct laws which regulate their occurrence. The ratios of the easterly are above unity during the hours of the day from about 7 A.M. to 3 P.M.; they are excessive from 8 A.M. to 1.30 P.M. and obtain a maximum about 11 A.M.; they are below unity during the hours of the evening and night from 4 P.M. to 5.30 A.M., and the easterly deflections almost entirely disappear between 7.30 P.M. and 10.30 P.M. The westerly disturbances, on the other hand, have *two* decided maxima in the 24 hours, viz., about 10 A.M. and about 8 P.M., the latter

maximum occurring at an hour when the easterly disturbances have, as already stated, almost entirely disappeared. The westerly minima are about 5 A.M. and 5 P.M. The aggregate values (Table LXIV.), which are formed by the superposition of the easterly and westerly values, exhibit a principal maximum about 11 A.M., towards which both easterly and westerly values concur; a subordinate maximum from 7.30 P.M. to 9.30 P.M., due wholly to the westerly disturbances; a principal minimum between 2.30 A.M. and 5.30 A.M., due to the low values of both easterly and westerly disturbances at those hours, and a subordinate minimum at 6 P.M., traceable chiefly to the low values of the westerly disturbances at that hour. The predominance of westerly over easterly deflections is in accordance with the phenomena observed at St. Helena (*ante*, p. xi). There is also, in many respects, a very striking accord between the separated easterly and westerly deflections at the Cape and at St. Helena, as may be seen in detail by comparing Tables XIII. and LXV. The principal effect of the disturbances, both easterly and westerly, is experienced at nearly the same hours at both stations, these hours being those of the *day*, whereas at Toronto and Hobarton the principal disturbances occur during the hours of the night. At both the Cape and St. Helena the easterly deflections almost entirely disappear from 6 or 7 P.M. to 3 or 4 A.M., whilst the westerly deflections continue to prevail during those hours, though to a less extent than during the hours of the day; at both stations there is also a tendency towards a secondary maximum in the westerly deflections, whilst the easterly are quite in abeyance. This resemblance in so many particulars is the more deserving of notice inasmuch as it is an additional feature of magnetic approximation between the two stations; the accord is also valuable in the testimony it incidentally affords of the satisfactory nature of the mode by which the disturbance laws have been investigated at the colonial observatories.

Normals, or Hourly Means of the Readings of the Declinometer in the several Months from October 1841 to June 1846, inclusive, omitting April, May, and June 1843, when the Observations were suspended.—Table LXVI. exhibits the normals, or hourly mean readings, in the several months above-mentioned. In preparing this table, all observations whose differences from the normals of the same month and hour equalled or exceeded 2.5 scale divisions, or 1'.88 of arc, have been omitted.

CAPE OF GOOD HOPE : DECLINATION.

TABLE LXVI.

Periods to which the Hourly Means correspond.	GÖTTINGEN HOURS.											
	0h.	1h.	2h.	3h.	4h.	5h.	6h.	7h.	8h.	9h.	10h.	11h.
	CAPE OF GOOD HOPE HOURS.											
	0h 34'.	1h 34'.	2h 34'.	3h 34'.	4h 34'.	5h 34'.	6h 34'.	7h 34'.	8h 34'.	9h 34'.	10h 34'.	11h 34'.
1841.	Sc. Div.	Sc. Div.	Sc. Div.	Sc. Div.	Sc. Div.	Sc. Div.	Sc. Div.	Sc. Div.	Sc. Div.	Sc. Div.	Sc. Div.	Sc. Div.
October -	54°3	55°2	55°3	54°6	53°6	52°9	52°5	52°8	52°8	53°0	53°0	52°7
November -	54°3	55°4	55°7	54°8	53°7	52°9	52°9	53°3	53°3	53°5	53°3	53°7
December -	45°5	45°9	45°9	45°7	44°4	44°2	44°0	44°2	44°4	44°6	44°3	44°4
1842.												
January -	45°8	46°4	47°2	45°7	45°5	45°4	45°0	45°3	45°7	45°0	45°9	44°9
February -	44°5	45°4	45°9	45°2	44°0	43°9	44°4	44°9	44°3	44°5	45°0	44°0
March -	45°4	46°1	46°3	45°2	44°2	43°7	43°8	44°1	44°0	43°9	43°8	43°7
April -	44°6	45°1	43°6	43°8	43°7	43°0	42°9	43°2	43°4	43°3	43°2	43°4
May -	44°0	44°8	45°1	45°2	44°7	44°0	44°1	44°6	44°7	44°9	44°9	44°9
June -	44°5	45°3	45°7	45°8	45°2	44°7	44°7	44°8	44°9	45°1	45°1	45°5
July -	44°7	44°9	45°8	46°1	45°3	44°7	44°7	44°8	45°1	45°2	45°4	45°6
August -	43°0	44°1	45°7	46°3	46°0	45°2	45°4	45°3	45°6	45°8	45°4	45°5
September -	43°3	45°2	46°4	47°3	46°9	46°1	46°1	46°3	46°4	46°3	46°2	46°0
October -	45°7	46°5	46°3	46°0	44°6	44°0	44°1	44°7	45°0	44°9	44°8	44°7
November 1 to 18	45°8	45°9	46°9	46°1	45°2	44°4	44°5	45°3	45°3	45°2	45°2	45°3
November 19 to 30	41°3	42°6	42°9	43°1	43°0	42°9	43°2	43°3	43°9	43°6	43°0	42°9
December -	42°7	44°4	44°3	43°7	43°1	43°4	43°2	43°3	43°6	43°5	43°7	43°6
1843.												
January -	43°4	44°4	44°0	43°0	43°0	43°3	43°4	43°2	43°3	43°6	43°7	43°5
February -	43°1	45°4	45°6	45°2	44°0	43°3	43°0	43°1	43°3	43°4	43°4	43°3
March -	42°0	43°8	43°9	43°6	42°9	42°5	42°3	42°3	42°3	42°3	42°1	42°3
July -	52°3	53°4	54°0	54°2	53°8	53°4	53°4	53°3	53°6	53°6	54°0	54°3
August -	51°0	52°3	52°8	53°7	53°5	52°9	53°1	53°2	53°3	53°7	53°8	54°0
September -	52°2	53°1	53°1	52°9	52°7	52°3	52°7	52°8	53°1	52°9	53°0	53°0
October -	53°2	54°4	54°6	54°1	53°0	52°4	52°6	53°0	53°2	53°3	53°4	53°3
November -	52°8	54°8	55°9	55°5	54°7	54°4	54°0	54°4	54°4	54°5	54°4	54°5
December -	53°1	54°2	54°6	54°7	54°4	54°2	53°9	54°0	54°4	54°6	54°3	54°5
1844.												
January -	53°2	54°6	54°7	53°9	54°0	53°8	53°0	53°2	53°7	53°6	53°7	53°2
February -	51°5	55°4	56°5	55°9	54°6	52°7	51°9	52°9	52°9	53°0	52°8	52°7
March -	51°6	53°1	54°2	54°0	53°2	52°4	52°9	52°9	52°9	52°9	52°6	52°9
April -	51°9	53°3	53°0	52°4	52°1	51°7	51°6	51°7	51°7	51°8	52°0	51°9
May -	51°7	52°2	52°2	52°2	51°5	51°4	51°6	51°5	51°7	51°9	52°2	52°1
June -	51°4	52°2	53°7	53°7	52°9	52°6	52°7	52°7	52°8	53°0	53°0	53°3
July -	52°0	52°8	54°0	54°3	53°6	52°8	53°0	53°1	53°2	53°4	53°7	53°8
August -	49°7	51°1	52°7	54°1	53°4	52°4	52°3	52°7	52°8	52°9	52°7	52°8
September -	51°4	52°1	53°0	53°2	52°9	52°4	52°7	52°9	52°9	52°9	52°9	52°9
October -	53°2	53°9	54°3	53°2	51°6	51°2	51°7	52°0	52°0	51°9	52°0	52°0
November -	51°6	53°1	53°1	52°8	51°7	51°0	51°0	51°7	51°6	51°8	51°7	51°8
December -	52°0	53°0	53°0	51°3	50°8	50°8	51°1	51°7	52°1	51°9	52°0	52°0

NORMALS.

TABLE LXVI.

GÖTTINGEN HOURS.												Periods to which the Hourly Means correspond.	
12 ^h .	13 ^h .	14 ^h .	15 ^h .	16 ^h .	17 ^h .	18 ^h .	19 ^h .	20 ^h .	21 ^h .	22 ^h .	23 ^h .		
CAPE OF GOOD HOPE HOURS.													
12 ^h 34'.	13 ^h 34'.	14 ^h 34'.	15 ^h 34'.	16 ^h 34'.	17 ^h 34'.	18 ^h 34'.	19 ^h 34'.	20 ^h 34'.	21 ^h 34'.	22 ^h 34'.	23 ^h 34'.		
Sc. Div.	Sc. Div.	Sc. Div.	Sc. Div.	Sc. Div.	Sc. Div.	Sc. Div.	Sc. Div.	Sc. Div.	Sc. Div.	Sc. Div.	Sc. Div.	Sc. Div.	1841.
53° 3'	53° 3'	53° 0'	52° 6'	52° 3'	51° 8'	50° 7'	49° 1'	47° 8'	48° 1'	49° 7'	52° 0'		October.
58° 6'	58° 4'	58° 0'	52° 6'	51° 9'	50° 7'	48° 7'	47° 0'	46° 2'	47° 6'	49° 8'	52° 1'		November.
44° 8'	43° 9'	43° 6'	43° 0'	42° 6'	41° 8'	40° 6'	39° 0'	38° 9'	39° 0'	41° 4'	43° 9'		December.
													1842.
44° 6'	44° 1'	44° 0'	43° 5'	43° 3'	42° 6'	42° 3'	41° 0'	40° 1'	40° 6'	41° 9'	43° 6'		January.
44° 2'	44° 0'	44° 3'	43° 7'	43° 3'	43° 1'	42° 1'	40° 3'	38° 2'	36° 6'	39° 8'	42° 0'		February.
43° 9'	44° 5'	44° 0'	44° 0'	43° 6'	43° 3'	42° 4'	39° 9'	38° 2'	38° 7'	41° 0'	43° 8'		March.
43° 7'	44° 0'	43° 8'	44° 2'	44° 1'	44° 2'	44° 0'	43° 1'	41° 1'	39° 7'	40° 3'	42° 4'		April.
45° 0'	45° 2'	45° 2'	45° 4'	45° 4'	45° 5'	46° 0'	46° 3'	44° 0'	44° 0'	42° 1'	42° 7'		May.
45° 6'	45° 9'	46° 0'	46° 2'	46° 0'	45° 9'	46° 7'	47° 5'	46° 4'	44° 3'	43° 4'	43° 5'		June.
46° 1'	46° 2'	46° 2'	46° 3'	46° 6'	46° 6'	46° 7'	47° 3'	46° 8'	45° 4'	44° 7'	44° 3'		July.
45° 9'	46° 2'	46° 5'	46° 8'	46° 7'	47° 2'	48° 0'	48° 4'	47° 0'	43° 9'	42° 2'	41° 8'		August.
46° 2'	46° 5'	46° 6'	46° 8'	46° 7'	47° 0'	48° 9'	48° 6'	46° 6'	42° 9'	41° 3'	41° 1'		September.
44° 7'	44° 7'	44° 5'	44° 2'	43° 8'	43° 7'	43° 3'	40° 5'	38° 8'	39° 2'	40° 2'	43° 0'		October.
45° 4'	45° 2'	45° 1'	44° 7'	44° 2'	43° 2'	41° 1'	38° 2'	35° 4'	37° 7'	40° 2'	42° 5'		November 1 to 18.
42° 6'	42° 4'	42° 2'	41° 6'	40° 8'	39° 6'	38° 0'	36° 3'	35° 4'	36° 8'	39° 5'	40° 8'		November 19 to 30
43° 2'	42° 9'	42° 6'	42° 2'	41° 8'	40° 7'	39° 0'	37° 6'	38° 2'	40° 1'	41° 0'	42° 2'		December.
													1843.
43° 3'	43° 0'	42° 7'	42° 3'	41° 9'	41° 4'	40° 1'	39° 5'	39° 3'	40° 5'	42° 1'	42° 8'		January.
43° 3'	43° 3'	43° 0'	42° 8'	42° 6'	42° 2'	41° 6'	39° 5'	37° 2'	36° 8'	39° 0'	41° 0'		February.
42° 1'	42° 3'	42° 4'	42° 0'	42° 1'	41° 9'	41° 5'	40° 2'	37° 9'	36° 5'	37° 5'	39° 9'		March.
54° 4'	54° 9'	55° 1'	55° 1'	55° 7'	55° 7'	55° 8'	56° 2'	54° 9'	52° 6'	51° 4'	51° 4'		July.
54° 1'	54° 3'	54° 3'	54° 6'	54° 8'	55° 0'	55° 8'	56° 5'	54° 9'	52° 8'	50° 8'	49° 9'		August.
53° 2'	53° 2'	53° 2'	53° 2'	53° 0'	53° 3'	54° 2'	54° 7'	52° 9'	51° 0'	50° 5'	50° 7'		September.
53° 1'	53° 2'	52° 9'	52° 8'	52° 7'	52° 2'	51° 6'	49° 9'	48° 1'	47° 7'	49° 0'	51° 5'		October.
54° 3'	54° 0'	53° 9'	53° 3'	52° 9'	52° 1'	50° 7'	48° 4'	47° 2'	48° 0'	49° 9'	52° 1'		November.
54° 2'	53° 7'	53° 5'	53° 0'	52° 5'	51° 9'	50° 7'	49° 7'	49° 3'	48° 9'	50° 9'	52° 2'		December.
													1844.
53° 1'	52° 7'	52° 3'	52° 2'	52° 0'	51° 3'	50° 4'	49° 2'	48° 5'	48° 5'	49° 1'	51° 0'		January.
52° 9'	52° 7'	52° 6'	52° 5'	52° 3'	52° 1'	51° 8'	49° 2'	46° 1'	43° 9'	44° 7'	47° 5'		February.
52° 9'	52° 6'	52° 9'	52° 4'	52° 3'	52° 7'	51° 6'	49° 4'	46° 0'	44° 2'	45° 8'	49° 4'		March.
52° 0'	52° 0'	52° 4'	52° 4'	52° 5'	52° 9'	52° 4'	51° 0'	47° 9'	46° 5'	47° 8'	49° 9'		April.
52° 3'	52° 5'	52° 6'	53° 1'	53° 2'	53° 2'	53° 5'	53° 7'	52° 0'	50° 2'	49° 4'	50° 0'		May.
53° 2'	53° 5'	53° 6'	54° 0'	53° 8'	54° 1'	54° 6'	55° 4'	54° 2'	52° 1'	50° 8'	51° 0'		June.
54° 1'	54° 2'	54° 3'	54° 4'	54° 5'	54° 5'	55° 1'	55° 9'	54° 8'	53° 0'	51° 4'	50° 8'		July.
53° 0'	53° 0'	53° 3'	53° 7'	53° 9'	54° 0'	55° 1'	55° 9'	53° 8'	51° 1'	49° 2'	48° 8'		August.
53° 0'	53° 0'	53° 0'	53° 2'	53° 2'	53° 5'	55° 1'	55° 3'	51° 7'	49° 6'	48° 5'	49° 5'		September.
51° 9'	51° 8'	51° 6'	51° 4'	51° 5'	51° 0'	49° 9'	49° 0'	47° 1'	47° 0'	49° 3'	50° 5'		October.
51° 5'	51° 4'	50° 9'	50° 7'	50° 1'	49° 4'	47° 8'	45° 3'	45° 1'	44° 3'	46° 6'	48° 2'		November.
51° 9'	51° 8'	51° 5'	50° 9'	50° 1'	48° 7'	46° 6'	45° 2'	45° 2'	45° 6'	48° 3'	50° 7'		December.

(Continued on p. lxxviii.)

CAPE OF GOOD HOPE: DECLINATION.

TABLE LXVI.—continued.

Periods to which the Hourly Means correspond.	GÖTTINGEN HOURS.											
	0 ^h .	1 ^h .	2 ^h .	3 ^h .	4 ^h .	5 ^h .	6 ^h .	7 ^h .	8 ^h .	9 ^h .	10 ^h .	11 ^h .
	CAPE OF GOOD HOPE HOURS.											
	0 ^h 34'.	1 ^h 34'.	2 ^h 34'.	3 ^h 34'.	4 ^h 34'.	5 ^h 34'.	6 ^h 34'.	7 ^h 34'.	8 ^h 34'.	9 ^h 34'.	10 ^h 34'.	11 ^h 34'.
1845.	Sc. Div.	Sc. Div.	Sc. Div.	Sc. Div.	Sc. Div.	Sc. Div.	Sc. Div.	Sc. Div.	Sc. Div.	Sc. Div.	Sc. Div.	Sc. Div.
January - -	49°6	50°4	51°6	52°3	52°0	50°5	50°0	50°6	51°0	50°5	50°6	50°5
February - -	51°4	53°2	55°6	54°9	53°0	52°4	51°7	51°9	52°0	52°1	51°9	51°6
March - - -	50°6	52°2	52°9	52°3	51°4	50°5	49°9	50°1	50°0	50°2	50°1	50°3
April - - -	51°7	52°1	52°2	51°2	50°7	50°3	50°1	50°4	50°2	50°1	50°2	50°2
May - - - -	49°8	51°2	51°9	52°2	51°8	51°1	51°2	51°4	51°5	51°5	51°5	51°3
June - - - -	50°6	51°1	51°8	52°1	51°5	51°0	51°1	51°2	51°4	51°5	51°7	51°6
July - - - -	49°3	50°8	52°2	52°4	51°4	50°6	50°6	50°7	50°8	51°0	51°2	51°5
August - - -	49°6	50°6	51°7	53°0	52°7	51°3	51°2	51°7	51°7	51°9	51°8	51°9
September -	50°3	51°2	52°5	52°4	52°2	51°5	51°6	51°8	51°7	51°7	51°9	51°8
October - - -	53°2	55°2	54°7	53°5	52°0	51°1	51°5	51°8	51°9	52°0	51°8	51°6
November - -	49°8	50°9	51°0	50°5	50°2	49°5	50°0	50°6	50°9	50°8	50°7	50°6
December - -	49°8	50°9	50°3	49°7	48°7	47°9	47°8	48°9	49°0	49°0	49°1	49°0
1846.												
January - - -	50°3	52°5	52°1	50°8	49°1	49°1	49°2	49°7	50°2	49°8	49°5	49°5
February - - -	48°0	51°2	53°3	53°2	52°5	51°0	50°0	50°3	50°3	50°4	50°1	49°8
March - - - -	48°0	50°5	52°4	51°9	49°5	49°2	48°9	49°2	49°2	48°9	49°0	49°0
April - - - -	47°1	49°4	50°5	50°0	49°4	49°1	48°2	48°5	48°4	48°6	48°2	48°2
May - - - - -	48°0	48°8	49°6	49°7	49°5	48°8	49°1	48°8	49°1	49°3	49°1	49°1
June - - - - -	49°4	50°1	50°4	50°3	49°8	49°2	49°3	49°3	49°5	49°7	49°4	50°0

TABLE LXVI.—continued.

GÖTTINGEN HOURS.

12h.	13h.	14h.	15h.	16h.	17h.	18h.	19h.	20h.	21h.	22h.	23h.
------	------	------	------	------	------	------	------	------	------	------	------

CAPE OF GOOD HOPE HOURS.

12h 34'.	13h 34'.	14h 34'.	15h 34'.	16h 34'.	17h 34'.	18h 34'.	19h 34'.	20h 34'.	21h 34'.	22h 34'.	13h 34'.
----------	----------	----------	----------	----------	----------	----------	----------	----------	----------	----------	----------

Periods
to which the
Hourly Means
correspond.

Sc. Div.	Sc. Div.	Sc. Div.	Sc. Div.	Sc. Div.	Sc. Div.	Sc. Div.	Sc. Div.	Sc. Div.	Sc. Div.	Sc. Div.	Sc. Div.	Sc. Div.
50·2	50·0	49·8	49·6	49·3	49·2	49·1	48·3	46·4	43·4	44·6	47·0	
51·6	51·4	51·1	51·0	51·1	51·1	50·7	48·5	45·8	44·2	45·8	48·9	
50·0	50·2	50·4	50·5	50·4	50·2	49·6	47·3	44·2	42·5	44·7	47·3	
50·3	50·2	50·5	50·3	50·4	50·4	50·1	49·0	46·1	45·4	45·0	47·8	
51·4	51·7	51·5	51·6	51·6	51·9	52·4	52·7	50·4	48·0	47·2	48·0	
51·7	52·0	51·8	51·9	52·0	52·2	52·7	53·9	53·1	51·0	49·9	50·0	
51·6	51·7	51·6	51·5	51·8	52·1	52·7	53·9	52·9	51·1	49·8	48·8	
51·9	51·9	52·0	52·5	52·7	52·8	53·9	54·9	53·7	50·8	49·0	48·5	
51·8	52·0	52·0	51·9	52·2	52·3	54·7	54·7	51·8	50·3	48·0	48·7	
51·4	51·6	51·1	51·0	51·0	50·5	49·5	46·2	44·0	45·3	47·0	50·1	
50·6	50·2	49·7	49·2	48·8	48·0	45·8	43·1	41·7	43·4	46·3	48·5	
48·8	48·8	48·4	48·0	47·8	46·2	44·3	41·7	40·9	41·5	44·0	47·2	
1845.												
												January.
												February.
												March.
												April.
												May.
												June.
												July.
												August.
												September.
												October.
												November.
												December.
1846.												
49·4	49·0	48·8	48·7	48·0	46·9	45·0	43·1	43·0	44·7	46·3	48·4	January.
49·6	49·5	49·5	49·8	49·6	49·5	49·6	47·4	43·3	40·3	39·1	42·7	February.
48·9	49·1	48·8	49·0	49·0	48·9	48·9	46·6	42·1	39·9	40·4	44·1	March.
47·5	48·2	48·3	48·0	48·1	48·3	48·9	47·2	44·2	41·2	41·4	44·0	April.
49·2	49·4	49·4	49·6	50·1	50·0	51·0	51·9	48·8	47·0	45·5	46·2	May.
50·3	50·8	50·5	51·0	51·2	51·2	51·5	52·3	51·6	50·0	49·0	48·9	June.

Solar-diurnal Variation.—Table LXVII. exhibits the mean hourly position of the declinometer in each month of the year relatively to its general mean position in the month, derived from the hourly observations from October 1, 1841, to June 30, 1846, inclusive, omitting all observations which differed 2·5 scale divisions, or 1'·88 of arc, from the respective normals in the same month and at the same hour. The table exhibits also the annual and semi-annual means; those from April to September showing the mean solar-diurnal variation during the months in which the sun is in the northern signs, and those from October to March the solar-diurnal variation when the sun is in the southern signs. The deflections in opposite directions in the early morning and in the afternoon, according as the sun is north or south of the equator, characterize the solar-diurnal variation at the Cape of Good Hope as being that of a *magnetically equatorial* station. The + signs in this table indicate that the north end of the magnet was to the east, and the — signs to the west of its mean position.

TABLE LXVII.

Months.	CAPE OF GOOD HOPE ASTRONOMICAL HOURS.												
	0 ^h 34'	1 ^h 34'	2 ^h 34'	3 ^h 34'	4 ^h 34'	5 ^h 34'	6 ^h 34'	7 ^h 34'	8 ^h 34'	9 ^h 34'	10 ^h 34'	11 ^h 34'	
January	+0'83	+1'73	+1'91	+1'33	+1'00	+0'77	+0'57	+0'78	+1'06	+0'86	+0'98	+0'72	
February	+0'22	+2'04	+2'97	+2'61	+1'67	+0'95	+0'59	+0'90	+0'86	+0'95	+0'91	+0'66	
March	+0'52	+1'73	+2'35	+1'96	+1'07	+0'62	+0'58	+0'70	+0'66	+0'63	+0'53	+0'62	
April	+0'62	+1'49	+1'37	+1'01	+0'73	+0'39	+0'13	+0'34	+0'34	+0'34	+0'31	+0'31	
May	-0'60	+0'05	+0'41	+0'50	+0'16	-0'25	-0'14	-0'08	+0'05	+0'17	+0'20	+0'13	
June	-0'81	-0'29	+0'24	+0'30	-0'17	-0'53	-0'46	-0'44	-0'30	-0'17	-0'19	+0'03	
July	-1'16	-0'49	+0'26	+0'45	-0'10	-0'58	-0'56	-0'49	-0'35	-0'24	-0'06	+0'11	
August	-1'94	-1'04	-0'13	+0'65	+0'35	-0'34	-0'31	-0'13	-0'05	+0'13	+0'01	+0'11	
September	-1'08	-0'25	+0'40	+0'53	+0'32	-0'11	+0'04	+0'16	+0'21	+0'13	+0'20	+0'14	
October	+1'36	+2'20	+2'19	+1'62	+0'64	+0'16	+0'29	+0'57	+0'64	+0'69	+0'66	+0'59	
November	+0'84	+1'79	+2'14	+1'74	+1'17	+0'71	+0'74	+1'14	+1'20	+1'25	+1'14	+1'21	
December	+1'03	+1'82	+1'80	+1'33	+0'76	+0'62	+0'56	+0'87	+1'09	+1'10	+1'08	+1'06	
Semi-annual Means.	April to Sept.	-0'83	-0'09	+0'43	+0'57	+0'21	-0'24	-0'22	-0'11	-0'02	+0'06	+0'08	+0'14
	Oct. to March	+0'80	+1'89	+2'23	+1'77	+1'05	+0'64	+0'56	+0'83	+0'92	+0'91	+0'88	+0'81
Annual Means	-0'01	+0'90	+1'33	+1'17	+0'63	+0'20	+0'17	+0'36	+0'45	+0'49	+0'48	+0'47	

TABLE LXVII.—*continued.*

Months.	CAPE OF GOOD HOPE ASTRONOMICAL HOURS.												
	12 ^h 34'	13 ^h 34'	14 ^h 34'	15 ^h 34'	16 ^h 34'	17 ^h 34'	18 ^h 34'	19 ^h 34'	20 ^h 34'	21 ^h 34'	22 ^h 34'	23 ^h 34'	
January	+0'56	+0'29	+0'11	-0'08	-0'36	-0'81	-1'49	-2'36	-2'94	-2'86	-1'93	-0'59	
February	+0'68	+0'56	+0'51	+0'40	+0'28	+0'15	-0'18	-1'82	-3'96	-5'31	-4'31	-2'24	
March	+0'56	+0'68	+0'67	+0'58	+0'50	+0'44	-0'02	-1'62	-3'85	-4'86	-3'70	-1'43	
April	+0'27	+0'46	+0'55	+0'53	+0'59	+0'71	+0'64	-0'32	-2'39	-3'63	-3'28	-1'49	
May	+0'23	+0'39	+0'39	+0'57	+0'69	+0'73	+1'19	+1'47	-0'26	-1'75	-2'47	-1'84	
June	+0'10	+0'36	+0'31	+0'54	+0'52	+0'58	+0'98	+1'67	+0'93	-0'53	-1'34	-1'31	
July	+0'29	+0'47	+0'50	+0'51	+0'76	+0'82	+1'07	+1'64	+0'92	-0'47	-1'45	-1'73	
August	+0'23	+0'31	+0'47	+0'76	+0'84	+1'00	+1'71	+2'27	+1'06	-0'92	-2'34	-2'73	
September	+0'25	+0'33	+0'35	+0'43	+0'42	+0'60	+1'86	+1'97	+0'01	-1'72	-2'74	-2'43	
October	+0'57	+0'59	+0'39	+0'23	+0'11	-0'19	-0'82	-2'37	-3'73	-3'49	-2'30	-0'51	
November	+1'12	+0'95	+0'68	+0'36	-0'03	-0'74	-2'10	-3'85	-4'72	-3'95	-2'16	-0'65	
December	+0'92	+0'73	+0'51	+0'11	-0'29	-0'06	-2'26	-3'47	-3'56	-3'17	-1'60	0'00	
Semi-annual Means.	April to Sept.	+0'23	+0'39	+0'43	+0'56	+0'64	+0'74	+1'24	+1'45	+0'05	-1'50	-2'27	-1'92
	Oct. to March	+0'73	+0'63	+0'48	+0'27	+0'04	-0'37	-1'14	-2'58	-3'79	-3'94	-2'67	-0'90
Annual Means		+0'48	+0'51	+0'45	+0'41	+0'34	+0'19	+0'05	-0'57	-1'87	-2'72	-2'47	-1'41

Lunar-diurnal Variation.—The observations employed in this investigation are the hourly observations of the declinometer from October 1, 1841, to March 31, 1843, and from July 1, 1843, to June 30, 1846, the observations having been suspended during the months of April, May, and June 1843. The observations which differed 2·5 scale divisions, or 1'·88 in arc, from the normals of the same month and hour have been omitted. Table LXVIII. contains the results of the four and a half years, the values being expressed in seconds of arc: the + signs indicate that the north end of the magnet was to the east, and the — signs to the west of its mean place.

TABLE LXVIII.

Lunar Hours.	Periods ending					Means of the 4½ Years.	Lunar Hours.
	(6 Months) March 31, 1842.	(12 Months) March 31, 1843.	(12 Months) June 30, 1844.	(12 Months) June 30, 1845.	(12 Months) June 30, 1846.		
H. 0	+11'4	+ 6'0	+ 3'0	- 1'2	+ 4'8	+ 7'1	H. 0
1	+10'2	+ 3'0	+ 2'4	+ 6'6	+ 4'2	+ 7'3	1
2	+ 3'0	+ 1'2	+ 3'0	+ 3'0	+ 3'0	+ 3'2	2
3	- 7'2	- 3'0	- 4'8	+ 1'2	- 0'6	- 4'3	3
4	-11'4	- 7'8	- 3'0	+ 1'2	- 1'2	- 7'2	4
5	-10'8	- 9'6	- 3'0	+ 1'2	- 2'4	- 7'1	5
6	-12'0	- 8'4	- 2'4	+ 1'8	- 4'8	- 7'6	6
7	-14'4	- 3'6	- 2'4	+ 1'8	- 1'8	- 7'0	7
8	- 1'2	+ 3'0	+ 3'0	+ 4'8	+ 1'2	+ 1'9	8
9	+ 6'6	+ 4'8	+ 4'8	+ 4'8	+ 3'0	+ 6'1	9
10	+ 4'8	+ 6'6	+ 7'2	+ 3'6	+ 4'8	+ 6'4	10
11	+10'8	+ 9'0	+ 7'8	+ 3'0	+ 4'2	+ 9'1	11
12	+13'2	+ 7'2	+10'2	+ 7'8	+ 4'2	+11'2	12
13	+15'0	+ 3'0	+ 6'0	+ 1'2	- 3'0	+ 7'4	13
14	+ 9'0	- 1'2	+ 1'8	- 4'8	- 3'6	+ 2'0	14
15	+ 0'6	- 6'6	- 3'0	- 8'4	- 6'6	- 4'7	15
16	- 3'0	- 9'6	- 7'2	- 8'4	- 5'4	- 7'3	16
17	- 9'0	- 9'0	-11'4	-10'2	- 4'2	-10'6	17
18	-10'2	- 7'8	-11'4	- 8'4	- 3'0	-10'2	18
19	- 4'8	- 0'6	- 7'2	- 3'0	- 0'6	- 4'2	19
20	-12'6	+ 3'0	- 3'0	- 6'6	0'0	- 6'4	20
21	- 3'0	+ 3'6	+ 4'8	- 1'8	+ 4'2	+ 1'0	21
22	+ 9'6	+ 8'4	+ 6'0	+ 7'8	+ 6'0	+ 9'5	22
23	+13'2	+10'2	+ 2'4	+ 3'0	+ 6'6	+ 9'7	23

The results in Table LXVIII. exhibit the same regularity and consistency as those in the corresponding Table (XVIII. p. 22) of the lunar-diurnal variation of the declination at St. Helena. The variation appears to consist of four nearly equal divisions, the north end of the magnet being deflected alternately to the east and to the west, each phase occupying about six hours. The range somewhat exceeds that at St. Helena, being about 20 seconds of arc (twice) in the lunar day. The turning hours at the Cape are in all cases about an hour later than those at St. Helena, the maxima of westerly deflection occurring when the moon is about five hours from her southern culmination, and again when she is about five hours from the opposite point of her daily course; and the maxima of easterly deflection occurring about one hour before the culminations. The systematic consistency of the results at St. Helena with those at the Cape appears to leave no doubt that the facts thus brought to notice are true representative phenomena, well deserving of being followed up by more extended observation.

HORIZONTAL FORCE.

Analysis of the larger Disturbances.—The observations employed in this investigation are the hourly observations of the bifilar magnetometer from October 1, 1841, to March 31, 1843, and from July 1, 1843, to June 30, 1846; the observations having been suspended during April, May, and June 1843.

The coefficients employed in the reductions were—

From Oct. 1, 1841 to Sept. 30, 1843; $k = \cdot 00018$; $q = \cdot 00028$

From Oct. 1, 1843 to Sept. 30, 1844; $k = \cdot 00035$; $q = \cdot 00028$

From Oct. 1, 1844 to June 30, 1846; $k = \cdot 00022$; $q = \cdot 00022$

The usual process was followed in separating the larger disturbances for analysis; all observations which, after the reduction to an uniform temperature, equalled or exceeded a difference of 5 scale divisions from the normals of the same month and hour were separated to form a body of disturbances from which the laws of their occurrence might be derived.

The number of observations in which the amount of disturbance equalled or exceeded 5·0 scale divisions in the four and a half years was 2,291, being about 1 in 14 of the whole body of the observations (33,414).

The aggregate values of the disturbed observations of the horizontal force in the different years are as follow:—

TABLE LXIX.

Six months ending 31 March 1842	-	-	4929·2	Sc. Div.
Year ending 31 March 1843	-	-	5059·1	„
„ 30 June 1844	-	-	1511·9	„
„ „ 1845	-	-	2745·4	„
„ „ 1846	-	-	3073·6	„
Total in the four and a half years	-	-	17319·2	„
Mean annual value (proportional weight being given to the six months ending 31 March 1842)	}		4449·7	„

The ratios in each year to the mean annual value are as follow:—

TABLE LXX.

Six months ending 31 March 1842	-	-	-	2·21 to 1
Year ending 31 March 1843	-	-	-	1·14 to 1
„ 30 June 1844	-	-	-	0·34 to 1
„ „ 1845	-	-	-	0·62 to 1
„ „ 1846	-	-	-	0·69 to 1

The year ending 30 June 1844 is the year of least disturbance.

Table LXXI. exhibits the aggregate values in the different years, divided into disturbances increasing the force and disturbances diminishing the force.

TABLE LXXI.

		Increasing.	Decreasing.	
Six months ending 31 March 1842	- -	1476·3	- -	3452·9 Sc. Div.
Year ending 31 March 1843	- -	1069·1	- -	3990·0 „
„ 30 June 1844	- -	439·5	- -	1072·4 „
„ „ 1845	- -	920·9	- -	1824·5 „
„ „ 1846	- -	692·8	- -	2380·8 „
Total in the four and a half years	- -	<u>4598·6</u>	- -	<u>12720·6</u> „

The ratio of the disturbances decreasing the force to those which increased it, on the average of the four and a half years, is nearly as 2·8 to 1. The average operation of the disturbances of larger amount at the Cape of Good Hope is therefore to diminish the horizontal force more than to increase it. The effect is the same in kind as at St. Helena, but somewhat less in degree.

The next table exhibits the aggregate values of the disturbed observations distributed into the several *months* of their occurrence, with the ratios which the means of the values in the preceding columns bear to the general mean monthly value or average of all the months.

TABLE LXXII.

Months.	1841.	1842.	1843.	1844.	1845.	1846.	Monthly Means.	Ratios.	Months.	
	Sc. Div.	Sc. Div.	Sc. Div.	Sc. Div.	Sc. Div.	Sc. Div.	Sc. Div.			
January -	—	473·8	235·7	23·3	309·4	52·1	218·9	0·69	January.	
February -	—	674·9	167·9	5·0	162·5	360·2	274·1	0·87	February.	
March -	—	347·2	427·8	67·6	190·6	176·6	242·0	0·77	March.	
April -	—	882·5	No Obs.	244·8	131·9	212·1	367·8	1·16	April.	
May -	—	423·6	„	5·0	138·2	427·3	248·5	0·79	May.	
June -	—	365·8	„	0·0	117·6	55·9	134·8	0·43	June.	
July -	—	821·5	590·0	0·0	401·3	—	453·2	1·44	July.	
August -	—	277·5	169·2	74·4	169·9	—	172·7	0·55	August.	
September -	—	429·6	212·3	96·6	256·9	—	248·8	0·79	September.	
October -	880·9	208·4	165·4	887·4	191·1	—	466·6	1·48	October.	
November -	1464·8	604·8	10·6	386·3	281·7	—	549·6	1·74	November.	
December -	1087·6	214·0	18·7	250·5	488·5	—	411·9	1·30	December.	
Sum of the monthly means							- - -	3788·9		
Mean monthly value -							-	$\frac{3788·9}{12} =$	315·7 = 1·00	

DISTURBANCES.

lxxxv

Tables LXXIII. and LXXIV. exhibit the aggregate monthly values in the different years, separated into disturbances increasing and decreasing the force.

TABLE LXXIII.
Disturbances increasing the Force.

Months.	1841.	1842.	1843.	1844.	1845.	1846.	Monthly Means.	Ratios.	Months.
	Sc. Div.	Sc. Div.	Sc. Div.	Sc. Div.	Sc. Div.	Sc. Div.	Sc. Div.		
January -	—	191·1	109·2	11·1	133·9	24·6	94·0	1·14	January.
February -	—	184·5	50·0	0·0	84·4	151·4	94·1	1·14	February.
March -	—	64·6	71·2	0·0	15·5	13·4	32·9	0·40	March.
April -	—	107·8	—	6·7	10·1	4·9	32·4	0·39	April.
May -	—	0·0	—	5·0	10·7	229·3	61·2	0·74	May.
June -	—	172·8	—	0·0	0·0	55·9	57·2	0·70	June.
July -	—	32·6	30·3	0·0	50·2	—	28·3	0·34	July.
August -	—	26·9	139·7	0·0	42·1	—	52·2	0·63	August.
September -	—	265·4	135·5	0·0	38·2	—	109·8	1·33	September.
October -	237·8	36·0	98·3	407·3	32·4	—	162·4	1·97	October.
November -	410·0	181·1	0·0	124·6	5·3	—	144·2	1·75	November.
December -	388·3	16·1	12·9	134·4	45·1	—	119·4	1·45	December.
Sum of the monthly means							- -	988·1	
Mean monthly value							-	$\frac{988·1}{12} =$	82·3 = 1·00

TABLE LXXIV.
Disturbances decreasing the Force.

Months.	1841.	1842.	1843.	1844.	1845.	1846.	Monthly Means.	Ratios.	Months.
	Sc. Div.	Sc. Div.	Sc. Div.	Sc. Div.	Sc. Div.	Sc. Div.	Sc. Div.		
January -	—	282·7	126·5	12·2	175·5	27·5	124·9	0·53	January.
February -	—	490·4	117·9	5·0	78·1	208·8	180·0	0·77	February.
March -	—	282·6	356·6	67·6	175·1	163·2	209·0	0·89	March.
April -	—	774·7	—	238·1	121·8	207·2	335·5	1·44	April.
May -	—	423·6	—	0·0	127·5	198·0	187·3	0·80	May.
June -	—	193·0	—	0·0	117·6	0·0	77·6	0·33	June.
July -	—	788·9	559·7	0·0	351·1	—	424·9	1·82	July.
August -	—	250·6	29·5	74·4	127·8	—	120·6	0·52	August.
September -	—	164·2	76·8	96·6	218·7	—	139·1	0·60	September.
October -	643·1	172·4	67·1	480·1	158·7	—	304·3	1·30	October.
November -	1054·8	423·7	10·6	261·7	276·4	—	405·4	1·74	November.
December -	699·3	197·9	5·8	116·1	443·4	—	292·5	1·25	December.
Sum of the monthly means							- -	2801·1	
Mean monthly value							-	$\frac{2801·1}{12} =$	233·4 = 1·00

June is the month of least disturbance, and there is a general tendency towards a preponderating occurrence about the epochs of the equinoxes.

Table LXXV. exhibits the aggregate values of the disturbances distributed into the different *hours* of their occurrence, with the ratios of the values at each hour to the mean hourly value or average of all the hours.

TABLE LXXV.

Cape of Good Hope Astronomical Time.	Six Months ending 31st March 1842.	Year ending 31st March 1843.	Year ending 30th June 1844.	Year ending 30th June 1845.	Year ending 30th June 1846.	Sums in the 4½ Years.	Ratios.	Cape of Good Hope Civil Time.
H. M.	Sc. Div.	Sc. Div.	Sc. Div.	Sc. Div.	Sc. Div.	Sc. Div.		H. M.
18 34	118·8	67·9	19·3	70·1	28·4	304·5	0·42	6 34 a.m.
19 34	131·0	178·7	19·2	84·0	67·9	480·8	0·67	7 34 a.m.
20 34	190·9	206·4	47·5	91·7	80·0	616·5	0·85	8 34 a.m.
21 34	178·9	218·5	39·3	102·1	99·2	638·0	0·88	9 34 a.m.
22 34	247·2	230·0	83·8	120·6	120·9	802·5	1·11	10 34 a.m.
23 34	273·8	257·1	73·1	166·0	156·4	926·4	1·28	11 34 a.m.
0 34	293·9	263·8	95·1	127·0	205·1	984·9	1·36	0 34 p.m.
1 34	283·7	295·7	86·6	137·1	209·6	1012·7	1·40	1 34 p.m.
2 34	309·9	291·5	97·5	137·1	199·4	1035·4	1·43	2 34 p.m.
3 34	312·6	307·8	108·7	159·2	206·3	1094·6	1·52	3 34 p.m.
4 34	308·0	328·8	107·0	140·2	179·3	1063·3	1·47	4 34 p.m.
5 34	277·2	364·3	131·8	151·4	197·3	1122·0	1·55	5 34 p.m.
6 34	275·9	311·5	160·8	179·4	233·4	1161·0	1·61	6 34 p.m.
7 34	232·5	335·9	100·3	208·8	182·0	1059·5	1·47	7 34 p.m.
8 34	220·6	273·8	87·3	162·0	168·4	912·1	1·26	8 34 p.m.
9 34	223·8	218·7	66·7	128·8	163·1	801·1	1·11	9 34 p.m.
10 34	199·4	157·4	41·4	102·5	115·6	616·3	0·85	10 34 p.m.
11 34	165·5	132·2	31·8	83·6	109·0	522·1	0·72	11 34 p.m.
12 34	106·2	109·8	33·0	79·3	63·9	392·2	0·54	0 34 a.m.
13 34	101·9	90·7	23·4	74·7	72·2	362·9	0·50	1 34 a.m.
14 34	99·0	111·7	11·8	63·2	54·9	340·6	0·47	2 34 a.m.
15 34	121·5	95·7	12·5	56·8	70·5	357·0	0·49	3 34 a.m.
16 34	142·8	101·1	15·6	60·2	45·5	365·2	0·51	4 34 a.m.
17 34	114·2	110·1	18·4	59·6	45·3	347·6	0·48	5 34 a.m.
Total in the four years and a half						17319·2		
Mean hourly value						$\frac{17319·2}{24} =$	721·6 = 1·00	

Tables LXXVI. and LXXVII. exhibit the aggregate hourly values in the different years separated into disturbances increasing the force and disturbances decreasing the force, with the ratios at each hour to the respective mean hourly value.

TABLE LXXVI.

Disturbances increasing the Force.

Cape of Good Hope Astronomical Time.	Six Months ending 31st March 1842.	Year ending 31st March 1843.	Year ending 30th June 1844.	Year ending 30th June 1845.	Year ending 30th June 1846.	Sums in the 4½ Years.	Ratios.	Cape of Good Hope Civil Time.
H. M.	Sc. Div.	Sc. Div.	Sc. Div.	Sc. Div.	Sc. Div.	Sc. Div.		H. M.
18 34	41·3	28·6	12·8	43·9	12·8	139·4	0·73	6 34 a.m.
19 34	46·8	65·9	12·3	53·2	34·6	212·8	1·11	7 34 a.m.
20 34	69·7	61·6	25·1	41·2	31·4	229·0	1·19	8 34 a.m.
21 34	96·1	63·2	33·5	49·4	23·2	265·4	1·38	9 34 a.m.
22 34	118·6	53·0	39·9	77·2	35·1	323·8	1·69	10 34 a.m.
23 34	111·2	30·1	25·5	81·0	57·4	305·2	1·59	11 34 a.m.
0 34	114·2	27·4	38·5	51·7	74·8	306·6	1·60	0 34 p.m.
1 34	60·3	54·2	12·5	53·9	63·5	244·4	1·28	1 34 p.m.
2 34	43·9	66·7	29·2	36·8	24·3	200·9	1·05	2 34 p.m.
3 34	68·7	53·4	28·5	59·8	17·5	227·9	1·19	3 34 p.m.
4 34	90·3	73·2	27·7	40·3	11·7	243·2	1·27	4 34 p.m.
5 34	99·6	63·2	29·1	34·5	14·7	241·1	1·26	5 34 p.m.
6 34	75·6	39·1	28·9	34·7	15·0	193·3	1·01	6 34 p.m.
7 34	52·4	33·5	22·1	11·2	16·0	135·2	0·71	7 34 p.m.
8 34	15·9	20·4	22·1	29·0	20·6	108·0	0·56	8 34 p.m.
9 34	21·7	29·5	0·0	28·9	25·9	106·0	0·55	9 34 p.m.
10 34	11·5	45·3	0·0	18·3	31·9	107·0	0·56	10 34 p.m.
11 34	5·2	41·3	0·0	23·2	28·6	98·3	0·51	11 34 p.m.
12 34	42·4	23·8	5·4	31·1	19·1	121·8	0·64	0 34 a.m.
13 34	44·3	34·2	13·6	18·9	34·0	145·0	0·76	1 34 a.m.
14 34	29·5	45·6	6·5	24·4	18·7	124·7	0·65	2 34 a.m.
15 34	68·5	29·2	6·7	19·6	32·6	156·6	0·82	3 34 a.m.
16 34	77·1	49·3	7·6	24·8	19·3	178·1	0·93	4 34 a.m.
17 34	71·5	37·4	12·0	33·9	30·1	184·9	0·96	5 34 a.m.
Total in the four and a half years						- -	4598·6	
Mean hourly value						- -	$\frac{4598·6}{24} =$	191·6 = 1·00

TABLE LXXVII.

Disturbances decreasing the Force.

Cape of Good Hope Astronomical Time.	Six Months ending 31st March 1842.	Year ending 31st March 1843.	Year ending 30th June 1844.	Year ending 30th June 1845.	Year ending 30th June 1846.	Sums in the 4½ Years.	Ratios.	Cape of Good Hope Civil Time.
H. M.	Sc. Div.	Sc. Div.	Sc. Div.	Sc. Div.	Sc. Div.	Sc. Div.		H. M.
18 34	77·5	39·3	6·5	26·2	15·6	165·1	0·31	6 34 a.m.
19 34	84·2	112·8	6·9	30·8	33·3	268·0	0·51	7 34 a.m.
20 34	121·2	144·8	22·4	50·5	48·6	387·5	0·73	8 34 a.m.
21 34	82·8	155·3	5·8	52·7	76·0	372·6	0·70	9 34 a.m.
22 34	128·6	177·0	43·9	43·4	85·8	478·7	0·90	10 34 a.m.
23 34	162·6	227·0	47·6	85·0	99·0	621·2	1·17	11 34 a.m.
0 34	179·7	236·4	56·6	75·3	130·3	678·3	1·28	0 34 p.m.
1 34	223·4	241·5	74·1	83·2	146·1	768·3	1·45	1 34 p.m.
2 34	266·0	224·8	68·3	100·3	175·1	834·5	1·57	2 34 p.m.
3 34	243·9	254·4	80·2	99·4	188·8	866·7	1·64	3 34 p.m.
4 34	217·7	255·6	79·3	99·9	167·6	820·1	1·55	4 34 p.m.
5 34	177·6	301·1	102·7	116·9	182·6	880·9	1·66	5 34 p.m.
6 34	200·3	272·4	131·9	144·7	218·4	967·7	1·83	6 34 p.m.
7 34	180·1	302·4	78·2	197·6	166·0	924·3	1·74	7 34 p.m.
8 34	204·7	253·4	65·2	133·0	147·8	804·1	1·52	8 34 p.m.
9 34	202·1	189·2	66·7	99·9	137·2	695·1	1·31	9 34 p.m.
10 34	187·9	112·1	41·4	84·2	83·7	509·3	0·96	10 34 p.m.
11 34	160·3	90·9	31·8	60·4	80·4	423·8	0·80	11 34 p.m.
12 34	63·8	86·0	27·6	48·2	44·8	270·4	0·51	0 34 a.m.
13 34	57·6	56·5	9·8	55·8	38·2	217·9	0·41	1 34 a.m.
14 34	69·5	66·1	5·3	38·8	36·2	215·9	0·41	2 34 a.m.
15 34	53·0	66·5	5·8	37·2	37·9	200·4	0·38	3 34 a.m.
16 34	65·7	51·8	8·0	35·4	26·2	187·1	0·35	4 34 a.m.
17 34	42·7	72·7	6·4	25·7	15·2	162·7	0·31	5 34 a.m.
Total in the four and a half years						-	-	12720·6
Mean hourly value						-	$-\frac{12720·6}{24} =$	530·0 = 1·00

The disturbances which increase and those which decrease the horizontal force have distinctive features. Thus, whilst the ratios of both are above unity for eleven or twelve hours, the hours of the greater prevalence of the disturbances increasing the force are from 7.30 A.M. to 6 P.M., and of those which decrease the force from 11.30 A.M. to 9.30 P.M. In both classes of disturbance the prevalence may be said to belong to the hours of the day; but in the disturbances increasing the force the chief prevalence belongs to the forenoon and noon, whilst in those decreasing the

force the chief prevalence is in the afternoon, or from 3.30 P.M. to 8 P.M. The maximum of the one occurs about 11 A.M., and of the other about 6 or 7 P.M. The minimum of the disturbances increasing the force is from 8.30 P.M. to 11.30 P.M., and of those which decrease it about 5 or 6 A.M. In all these particulars the disturbances of the horizontal force at the Cape have a marked resemblance to those at St. Helena, as may be seen by comparing Tables XXXII. and XXXIII. with Tables LXXVI. and LXXVII.

Solar-diurnal Variation.—Table LXXVIII. exhibits the solar-diurnal variation of the horizontal force derived from the monthly means of the bifilar magnetometer reduced to a uniform temperature, and after the exclusion of the observations which differed 5 scale divisions or more from the normals of the same month and hour. The variation is expressed in parts of the force, and is given to six places of decimals, the first three figures (always .000) being placed for convenience in an upper line. The semi-annual means, April to September inclusive, and October to March inclusive, are shown in the table together with the annual means.

TABLE LXXVIII.

Months.	CAPE OF GOOD HOPE ASTRONOMICAL HOURS.											
	0 ^h .	1 ^h .	2 ^h .	3 ^h .	4 ^h .	5 ^h .	6 ^h .	7 ^h .	8 ^h .	9 ^h .	10 ^h .	11 ^h .
	.000	.000	.000	.000	.000	.000	.000	.000	.000	.000	.000	.000
January - - -	-.058	-.003	+.020	+.027	+.027	-.025	-.083	-.159	-.228	-.245	-.174	-.178
February - - -	-.080	-.102	-.011	+.010	-.039	-.028	-.072	-.186	-.182	-.157	-.113	-.084
March - - -	-.006	-.005	+.027	+.074	+.060	+.061	-.098	-.202	-.248	-.231	-.183	-.125
April - - -	-.004	-.035	+.041	+.035	-.029	-.065	-.079	-.181	-.270	-.253	-.252	-.173
May - - -	+.159	-.047	-.104	-.087	-.056	-.032	-.088	-.180	-.242	-.262	-.253	-.211
June - - -	+.065	-.026	-.113	-.043	+.152	+.122	+.016	-.124	-.186	-.283	-.273	-.242
July - - -	+.049	+.021	+.003	+.098	+.155	+.134	+.063	-.035	-.202	-.258	-.321	-.266
August - - -	+.340	+.071	-.168	-.210	-.134	-.021	-.116	-.208	-.308	-.286	-.300	-.251
September - -	+.299	+.060	+.003	-.058	-.138	-.205	-.262	-.359	-.357	-.391	-.327	-.241
October - - -	-.022	+.090	+.192	+.115	-.011	-.160	-.267	-.198	-.298	-.235	-.178	-.161
November - - -	-.135	-.022	+.009	+.038	+.002	-.098	-.128	-.209	-.266	-.266	-.268	-.126
December - - -	-.025	+.051	-.045	-.047	-.068	-.095	-.183	-.319	-.340	-.273	-.254	-.180
Semi-annual Means } April to Sept.	+.151	+.007	-.056	-.044	-.008	-.011	-.078	-.181	-.261	-.289	-.288	-.231
	-.054	+.002	+.032	+.036	-.005	-.057	-.139	-.212	-.260	-.235	-.195	-.142
Annual Means - -	+.048	+.004	-.012	-.004	-.007	-.034	-.108	-.197	-.261	-.262	-.241	-.186

TABLE LXXVIII.—continued.

Months.		CAPE OF GOOD HOPE ASTRONOMICAL HOURS.											
		12 ^h .	13 ^h .	14 ^h .	15 ^h .	16 ^h .	17 ^h .	18 ^h .	19 ^h .	20 ^h .	21 ^h .	22 ^h .	23 ^h .
		'000	'000	'000	'000	'000	'000	'000	'000	'000	'000	'000	'000
January	-	-125	-097	-043	-001	+029	+160	+318	+373	+356	+192	-033	-112
February	-	-025	+026	+039	+043	+032	+037	+179	+301	+315	+161	000	-115
March	-	-074	-009	000	-014	+005	+005	+098	+333	+399	+213	-004	-089
April	-	-099	-015	+016	+044	+017	+031	+064	+302	+337	+292	+247	+087
May	-	-169	-105	-082	-068	-034	-013	+077	+275	+431	+473	+373	+224
June	-	-187	-157	-149	-086	-075	-059	+011	+195	+388	+469	+372	+211
July	-	-253	-204	-143	-124	-075	-084	-010	+196	+349	+364	+344	+181
August	-	-217	-155	-110	-079	-067	-075	-041	+198	+445	+587	+554	+473
September	-	-157	-106	-030	-025	-028	-050	-024	+190	+493	+632	+609	+476
October	-	-097	-047	+016	+016	+077	+056	+201	+333	+395	+190	+015	-038
November	-	-108	-039	+016	+014	+013	+151	+429	+533	+430	+232	-100	-113
December	-	-128	-152	-125	-085	-058	+120	+358	+528	+645	+423	+162	+069
Semi-annual Means	April to Sept.	-180	-124	-083	-056	-044	-042	+013	+226	+407	+469	+416	+275
	Oct. to March	-093	-053	-016	-004	+016	+088	+264	+400	+423	+235	+007	-066
Annual Means	-	-137	-088	-050	-030	-014	+023	+138	+313	+415	+352	+212	+105

Lunar-diurnal Variation.—The observations employed in this investigation are the hourly bifilar readings from October 1, 1841, to March 31, 1843, and from July 1, 1843, to June 30, 1846, after the omission of the larger disturbances, as described in page lxxxiii. The process of investigation was the same as that pursued at St. Helena, and described in page xliii (*ante*). As the values in column 2 of the following table are derived from six months only, and in columns 3 to 6 from twelve months, proportional weight has been given to these values in the mean shown in column 7. The variation in the moon's influence at the different lunar hours is given in column 8 in parts of the horizontal force at the Cape, which in absolute measure is approximately 4.46 in British units. The lunar-diurnal variation exhibited in Table LXXIX. although extremely small (as at St. Helena) is equally remarkable for its consistency and systematic character. It has two periods in the lunar day, of nearly equal duration, in which the horizontal force is increased, and two periods, also of nearly equal duration, in which the force is diminished by the moon's influence: the maxima of increase take place about the lunar hours of 2 and 14, and those of decrease about 8 and 20 hours. It has been noticed, in page xlv, that at St. Helena the hours of

increased horizontal force (from lunar action) correspond with those in which an easterly deflection of the north end of the magnet is produced, and conversely that the hours of diminished horizontal force are nearly the same with those of the westerly deflection of the magnet. Assuming therefrom that a relation may subsist between the increase of the force and the easterly deflection, and the converse, it may be proper to notice here that at the Cape the maxima of increased horizontal force occur about three (lunar) hours later than the maxima of easterly deflection, and the maxima of diminished force about three hours later than those of westerly deflection. The variation of the horizontal force is not, however, as will be remembered, a *simple* effect, but is compounded of two variations, viz., of those of the inclination and of those of the total force.

TABLE LXXIX.

Lunar Hours.	1841-2 (6 Months).	1842-3.	1843-4.	1844-5.	1845-6.	Means of the $4\frac{1}{2}$ Years.	Variation due to the Lunar Influences.	Lunar Hours.
(1.)	(2.) Sc. Div.	(3.) Sc. Div.	(4.) Sc. Div.	(5.) Sc. Div.	(6.) Sc. Div.	(7.) Sc. Div.	(8.) In parts of the Force.	(9.)
0	+0.27	+0.09	+0.02	+0.07	-0.02	+0.07	+0.00012	0
1	+0.27	+0.08	+0.07	+0.20	+0.11	+0.13	+0.00028	1
2	+0.27	+0.14	+0.20	+0.16	+0.12	+0.17	+0.00035	2
3	+0.37	+0.07	+0.18	+0.11	+0.03	+0.13	+0.00027	3
4	+0.16	+0.01	+0.10	+0.04	+0.02	+0.06	+0.00012	4
5	+0.11	+0.04	0.00	+0.11	-0.07	+0.03	+0.00005	5
6	-0.05	-0.14	-0.03	+0.04	-0.02	-0.04	-0.00007	6
7	+0.04	-0.12	-0.09	+0.01	-0.01	-0.04	-0.00010	7
8	-0.19	-0.21	-0.13	-0.14	-0.06	-0.14	-0.00028	8
9	-0.19	-0.10	-0.17	-0.12	+0.09	-0.09	-0.00018	9
10	-0.37	+0.05	-0.08	-0.06	+0.07	-0.05	-0.00009	10
11	-0.17	+0.18	-0.08	-0.18	+0.07	-0.02	-0.00006	11
12	-0.05	+0.07	+0.03	+0.11	+0.01	+0.04	+0.00012	12
13	+0.03	+0.16	+0.08	+0.06	-0.05	+0.06	+0.00013	13
14	+0.17	+0.13	+0.11	+0.07	+0.19	+0.13	+0.00028	14
15	+0.13	+0.15	+0.15	+0.07	+0.11	+0.12	+0.00026	15
16	0.00	0.00	+0.12	-0.04	+0.06	+0.03	+0.00007	16
17	-0.24	-0.12	+0.06	+0.04	-0.04	-0.04	-0.00008	17
18	-0.28	-0.06	+0.02	-0.06	-0.02	-0.06	-0.00010	18
19	-0.19	-0.01	-0.06	-0.12	-0.13	-0.09	-0.00021	19
20	-0.16	-0.16	-0.14	-0.25	-0.11	-0.16	-0.00037	20
21	-0.09	-0.06	-0.12	-0.10	-0.10	-0.09	-0.00023	21
22	+0.15	-0.11	-0.12	+0.06	-0.11	-0.05	-0.00009	22
23	+0.10	+0.10	+0.01	+0.08	-0.01	+0.05	+0.00012	23

VERTICAL FORCE.

Analysis of the larger Disturbances.—The observations employed in this investigation are the hourly observations of the vertical force magnetometer from May 1, 1843, to June 30, 1846, inclusive, omitting the months of October and November 1844, in which the series was much broken.

The difference from the normal at the same hour and in the same month which has been taken to characterize a large disturbance is 4·0 scale divisions or about ·0006 parts of the vertical force. The number of observations affected to this amount in the the three years was 1702, being about 1 in 13 of the whole number of observations.

The aggregate values of the disturbed observations of the vertical force in the different years were as follows:—

TABLE LXXX.

From May 1, 1843 to April 30, 1844	-	-	1913·0	Scale Divisions.
From May 1, 1844 to June 30, 1845	-	-	3990·0	”
From July 1, 1845 to June 30, 1846	-	-	3709·3	”
Total in the three years	-	-	<u>9612·3</u>	”
Mean annual value	-	-	$\frac{9612·3}{3}$	= 3204·1

The ratios in each year to the mean annual value are as follows:—

TABLE LXXXI.

Year ending April 30, 1844	-	-	-	0·60
” June 30, 1845	-	-	-	1·24
” June 30, 1846	-	-	-	1·16

Table LXXXII. exhibits the aggregate values in the different years, divided into disturbances increasing the force and disturbances diminishing the force.

TABLE LXXXII.

			Increasing.		Decreasing.	
Year ending April 30, 1844	-	-	1108·1	-	804·9	Scale Divisions.
” June 30, 1845	-	-	2734·9	-	1255·1	”
” June 30, 1846	-	-	2526·4	-	1182·9	”
Total in the three years	-	-	<u>6369·4</u>	-	<u>3242·9</u>	”

The ratio of the value of the disturbances increasing the force to those which diminished it was, on the average of the three years, nearly as 2 to 1. In the case of the *horizontal* force (p. lxxxiv) the disturbances *decreasing* the force preponderated in the ratio of 2·8 to 1; whence it may be inferred that the disturbances of the *inclination* were more influential than those of the *total force* in producing the disturbances of the horizontal and vertical components.

Table LXXXIII. exhibits the aggregate values of the disturbed observations, distributed into the several *months* of their occurrence, and the ratios which the values in the preceding columns bear to the mean monthly value or average of all the months.

TABLE LXXXIII.

Months.	1843.	1844.	1845.	1846.	Monthly Means.	Ratios.	Months.
	Sc. Div.	Sc. Div.	Sc. Div.	Sc. Div.	Sc. Div.		
January - -	—	154·7	751·5	385·9	430·7	1·6	January.
February - -	—	91·8	373·1	330·6	265·2	1·0	February.
March - -	—	237·3	582·3	222·7	347·4	1·3	March.
April - -	—	205·5	254·8	586·5	348·9	1·3	April.
May - -	85·2	228·4	95·6	310·4	179·9	0·7	May.
June - -	52·9	57·9	200·0	102·4	103·3	0·4	June.
July - -	206·7	29·9	184·1	—	140·2	0·5	July.
August - -	87·1	510·4	154·6	—	250·7	0·9	August.
September - -	309·0	287·5	317·3	—	304·6	1·1	September.
October - -	131·6	—	304·8	—	218·2	0·8	October.
November - -	290·1	—	176·5	—	233·3	0·9	November.
December - -	61·1	618·6	633·5	—	437·7	1·6	December.
Sum of the monthly means - -					3260·1		
Mean monthly value - - $\frac{3260·1}{12} =$					271·7 = 1·0		

The June solstice is a minimum, the December solstice a maximum, and there is a tendency towards secondary maxima at the equinoxes.

Tables LXXXIV. and LXXXV. show the aggregate monthly values in different years, separated into disturbances increasing and diminishing the force.

TABLE LXXXIV.
Disturbances increasing the Force.

Months.	1843.	1844.	1845.	1846.	Monthly Means.	Ratios.	Months.
January	Sc. Div. —	Sc. Div. 69·7	Sc. Div. 429·9	Sc. Div. 234·3	Sc. Div. 244·6	1·4	January.
February	—	69·7	218·9	188·7	159·1	0·9	February.
March	—	148·7	498·9	164·2	270·6	1·5	March.
April	—	149·7	233·5	389·4	257·5	1·4	April.
May	47·6	201·5	76·5	229·6	138·8	0·8	May.
June	52·9	57·9	134·6	49·0	73·6	0·4	June.
July	151·1	21·2	106·8	—	93·0	0·5	July.
August	22·8	491·4	99·9	—	204·7	1·2	August.
September	88·9	105·3	167·4	—	120·5	0·7	September.
October	81·9	—	165·1	—	123·5	0·7	October.
November	178·2	—	138·6	—	158·4	0·9	November.
December	46·9	265·3	593·4	—	301·9	1·7	December.
Sum of the monthly means					2146·2		
Mean monthly value					$\frac{2146·2}{12} =$	178·8 = 1·0	

TABLE LXXXV.
Disturbances decreasing the Force.

Months.	1843.	1844.	1845.	1846.	Monthly Means.	Ratios.	Months.
January	Sc. Div. —	Sc. Div. 85·0	Sc. Div. 321·6	Sc. Div. 151·6	Sc. Div. 186·1	2·0	January.
February	—	22·1	154·2	141·9	106·1	1·1	February.
March	—	88·6	83·4	58·5	76·8	0·8	March.
April	—	55·8	21·3	197·1	91·4	1·0	April.
May	37·6	26·9	19·1	80·8	41·1	0·4	May.
June	0·0	0·0	65·4	53·4	29·7	0·3	June.
July	55·6	8·7	77·3	—	47·2	0·5	July.
August	64·3	19·0	54·7	—	46·0	0·5	August.
September	220·1	182·2	149·9	—	184·1	2·0	September.
October	49·7	—	139·7	—	94·7	1·0	October.
November	111·9	—	37·9	—	74·9	0·8	November.
December	14·2	353·3	40·1	—	135·9	1·5	December.
Sum of the monthly means					1114·0		
Mean monthly value					$\frac{1114·0}{12} =$	92·8 = 1·0	

The inferences from Tables LXXXIV. and LXXXV. do not differ materially from those derived from Table LXXXIII.

Table LXXXVI. exhibits the aggregate values of the disturbances distributed into the different *hours* of their occurrence, with the ratios of the values at each hour to the mean hourly value or average of all the hours.

TABLE LXXXVI.

Cape Astronomical Time.	1843-4.	1844-5	1845-6.	Sums in the 3 Years.	Ratios.	Cape Civil Time.
H. M.	Sc. Div.	Sc. Div.	Sc. Div.	Sc. Div.		H. M.
18 34	53·2	81·2	50·0	184·4	0·46	6 34 a.m.
19 34	56·4	147·1	93·4	296·9	0·74	7 34 a.m.
20 34	118·0	173·2	112·9	404·1	1·01	8 34 a.m.
21 34	127·7	179·2	237·1	544·0	1·36	9 34 a.m.
22 34	167·3	211·3	350·5	729·1	1·82	10 34 a.m.
23 34	184·3	279·8	364·6	828·7	2·07	11 34 a.m.
0 34	196·0	346·8	304·4	847·2	2·12	0 34 p.m.
1 34	136·5	327·5	237·1	701·1	1·75	1 34 p.m.
2 34	111·3	226·1	255·0	592·4	1·48	2 34 p.m.
3 34	85·2	156·5	235·6	477·3	1·19	3 34 p.m.
4 34	94·6	178·4	192·6	465·6	1·16	4 34 p.m.
5 34	73·0	181·0	157·8	411·8	1·03	5 34 p.m.
6 34	62·8	168·0	150·2	381·0	0·95	6 34 p.m.
7 34	60·8	170·9	150·4	382·1	0·95	7 34 p.m.
8 34	52·3	141·5	109·2	303·0	0·76	8 34 p.m.
9 34	57·6	131·9	121·0	310·5	0·77	9 34 p.m.
10 34	58·0	120·0	110·1	288·1	0·72	10 34 p.m.
11 34	87·7	76·0	85·3	249·0	0·62	11 34 p.m.
12 34	20·5	123·5	82·0	226·0	0·57	0 34 a.m.
13 34	38·3	135·3	83·8	257·4	0·64	1 34 a.m.
14 34	25·3	131·8	54·1	211·2	0·53	2 34 a.m.
15 34	13·3	117·2	74·1	204·6	0·51	3 34 a.m.
16 34	15·4	95·0	52·1	162·5	0·41	4 34 a.m.
17 34	17·5	90·8	46·0	154·3	0·39	5 34 a.m.
Total in the three years				- -	9612·3	
Mean hourly value				-	$\frac{9612·3}{24} =$	400·5 = 1·00

The ratios are above unity from 8·30 A.M. to 5·30 P.M., and below unity from 6·30 P.M. to 7·30 A.M.; higher consequently during the hours of the day than during the hours of the night. The hour of greatest disturbance is about noon, and of least about 5 A.M. The progression is continuous from the maximum to the minimum, and from the minimum to the maximum.

CAPE OF GOOD HOPE : VERTICAL FORCE.

Tables LXXXVII. and LXXXVIII. exhibit the hourly values in the different years separated into disturbances increasing and disturbances diminishing the force, with the ratios of each at the different hours to the respective mean hourly values.

TABLE LXXXVII.

Disturbances increasing the Force.

Cape Astronomical Time.	1843-4.	1844-5.	1845-6.	Sums in the 3 Years.	Ratios.	Cape Civil Time.
H. M.	Sc. Div.	Sc. Div.	Sc. Div.	Sc. Div.		H. M.
18 34	30·4	66·7	30·4	127·5	0·48	6 34 a.m.
19 34	18·7	114·9	47·8	181·4	0·68	7 34 a.m.
20 34	27·2	144·5	73·7	245·4	0·93	8 34 a.m.
21 34	32·0	117·8	81·3	231·1	0·87	9 34 a.m.
22 34	68·7	145·0	234·3	448·0	1·69	10 34 a.m.
23 34	94·5	199·7	202·5	496·7	1·87	11 34 a.m.
0 34	108·7	236·5	188·4	533·6	2·00	0 34 p.m.
1 34	89·2	256·5	112·9	458·6	1·73	1 34 p.m.
2 34	80·9	112·9	141·9	335·7	1·27	2 34 p.m.
3 34	79·2	80·4	168·9	328·5	1·24	3 34 p.m.
4 34	74·1	125·4	173·8	373·3	1·41	4 34 p.m.
5 34	56·9	143·3	151·7	351·9	1·32	5 34 p.m.
6 34	53·4	140·2	127·1	320·7	1·21	6 34 p.m.
7 34	60·8	106·4	127·7	294·9	1·11	7 34 p.m.
8 34	48·1	89·9	95·7	233·7	0·88	8 34 p.m.
9 34	43·6	78·8	98·3	220·7	0·83	9 34 p.m.
10 34	44·4	76·6	91·4	212·4	0·80	10 34 p.m.
11 34	68·8	51·1	69·7	189·6	0·71	11 34 p.m.
12 34	8·9	79·1	69·2	157·2	0·59	0 34 a.m.
13 34	8·2	81·0	66·6	155·8	0·59	1 34 a.m.
14 34	6·8	85·0	54·1	145·9	0·55	2 34 a.m.
15 34	0·0	74·1	45·5	119·6	0·45	3 34 a.m.
16 34	0·0	64·0	37·2	101·2	0·38	4 34 a.m.
17 34	4·6	65·1	36·3	106·0	0·40	5 34 a.m.
Total in the three years - - - -				6369·4		
Mean hourly value - - - $\frac{6369·4}{24}$ =				265·4 = 1·00		

DISTURBANCES.

xcvii

TABLE LXXXVIII.

Disturbances decreasing the Force.

Cape of Good Hope Astronomical Time.	1843-4.	1844-5.	1845-6.	Sums in the 3 Years.	Ratios.	Cape of Good Hope Civil Time.
H. M.	Sc. Div.	Sc. Div.	Sc. Div.	Sc. Div.		H. M.
18 34	22·8	14·5	19·6	56·9	0·42	6 34 a.m.
19 34	37·7	32·2	45·6	115·5	0·85	7 34 a.m.
20 34	90·8	28·7	39·2	158·7	1·18	8 34 a.m.
21 34	95·7	61·4	155·8	312·9	2·32	9 34 a.m.
22 34	98·6	66·3	116·2	281·1	2·08	10 34 a.m.
23 34	89·8	80·1	162·1	332·0	2·46	11 34 a.m.
0 34	87·3	110·3	116·0	313·6	2·32	0 34 p.m.
1 34	47·3	71·0	124·2	242·5	1·79	1 34 p.m.
2 34	30·4	113·2	113·1	256·7	1·90	2 34 p.m.
3 34	6·0	76·1	66·7	148·8	1·10	3 34 p.m.
4 34	20·5	53·0	18·8	92·3	0·69	4 34 p.m.
5 34	16·1	37·7	6·1	59·9	0·44	5 34 p.m.
6 34	9·4	27·8	23·1	60·3	0·45	6 34 p.m.
7 34	0·0	64·5	22·7	87·2	0·65	7 34 p.m.
8 34	4·2	51·6	13·5	69·3	0·51	8 34 p.m.
9 34	14·0	53·1	22·7	89·8	0·66	9 34 p.m.
10 34	13·6	43·4	18·7	75·7	0·56	10 34 p.m.
11 34	18·9	24·9	15·6	59·4	0·44	11 34 p.m.
12 34	11·6	44·4	12·8	68·8	0·51	0 34 a.m.
13 34	30·1	54·3	17·2	101·6	0·75	1 34 a.m.
14 34	18·5	46·8	0·0	65·3	0·48	2 34 a.m.
15 34	13·3	43·1	28·6	85·0	0·63	3 34 a.m.
16 34	15·4	31·0	14·9	61·3	0·45	4 34 a.m.
17 34	12·9	25·7	9·7	48·3	0·35	5 34 a.m.
Total in the three years				- - - -	3242·9	
Mean hourly value				- - - -	$\frac{3242·9}{24} =$	135·1 = 1·00

The greatest prevalence, both of the disturbances increasing the force and of those which diminish it, takes place during the hours of the day; the night hours are comparatively tranquil: in this the three elements concur at the Cape as they do at St. Helena, the effect being the converse of that which prevails at Toronto and Hobarton. The maximum both of the disturbances which increase and of those which diminish the force occurs about noon, and the minimum about 6 a.m. The ratios are above unity two hours earlier, and fall below unity four hours earlier, in the disturbances which decrease than in those which increase the force.

Solar-diurnal Variation.—Table LXXXIX. exhibits the solar-diurnal variation of the vertical force in the different months of the year, in parts of the force, after the separation and omission of the larger disturbances.

TABLE LXXXIX.

Months.		CAPE OF GOOD HOPE ASTRONOMICAL HOURS.											
		0h 34'	1h 34'	2h 34'	3h 34'	4h 34'	5h 34'	6h 34'	7h 34'	8h 34'	9h 34'	10h 34'	11h 34'
		'000	'000	'000	'000	'000	'000	'000	'000	'000	'000	'000	'000
January	-	-657	-665	-259	-161	-069	+074	+102	+047	+051	+097	+089	+081
February	-	-995	-960	-711	-301	-030	+139	+176	+119	+113	+117	+095	+097
March	-	-902	-894	-600	-224	+059	+247	+254	+257	+172	+143	+113	+097
April	-	-860	-662	-290	+002	+137	+202	+290	+251	+179	+154	+079	+066
May	-	-416	-351	-210	-059	+128	+120	+141	+122	+135	+121	+080	+064
June	-	-124	-187	-178	-021	+121	+145	+162	+144	+112	+119	+064	+050
July	-	-136	-147	-179	-052	+134	+169	+170	+110	+134	+081	+035	-006
August	-	-111	-154	-141	-088	+076	+177	+134	+123	+105	+049	+057	+048
September	-	-253	-355	-244	+025	+136	+221	+146	+140	+108	+106	+050	-001
October	-	-780	-681	-371	+013	+319	+325	+261	+123	+117	+103	+090	+071
November	-	-682	-668	-430	-183	-010	+148	+083	+060	+084	+106	+106	+090
December	-	-552	-517	-288	-046	+104	+053	+057	+101	+080	+072	+065	+072
Semi-annual Means.	April to Sept.	-317	-309	-207	-032	+122	+172	+174	+148	+129	+105	+061	+037
	Oct. to March	-761	-731	-443	-150	+062	+164	+156	+118	+103	+106	+093	+085
Annual Means	-	-539	-520	-325	-091	+092	+168	+165	+133	+116	+106	+077	+061

(continued.)

Months.		12h 34'	13h 34'	14h 34'	15h 34'	16h 34'	17h 34'	18h 34'	19h 34'	20h 34'	21h 34'	22h 34'	23h 34'
		'000	'000	'000	'000	'000	'000	'000	'000	'000	'000	'000	'000
		January	-	+071	+103	+118	+143	+150	+221	+301	+389	+350	+135
February	-	+105	+127	+115	+092	+132	+169	+315	+552	+709	+490	-118	-548
March	-	+108	+108	+065	+077	+098	+092	+224	+466	+594	+399	-184	-756
April	-	+038	-015	-022	000	-008	-013	+076	+199	+499	+414	-065	-648
May	-	+031	-012	-015	-012	-055	-104	-211	-113	+264	+343	+197	-189
June	-	+015	-022	-011	-054	-046	-060	-181	-271	-008	+154	+126	-043
July	-	-005	-046	-029	-070	-110	-122	-200	-234	-015	+258	+228	-040
August	-	+010	-011	-062	-106	-127	-176	-377	-306	+107	+289	+304	+181
September	-	+017	+003	-025	-068	-064	-135	-300	-143	+103	+332	+233	-055
October	-	+087	+067	+082	+088	+073	+114	+267	+452	+392	+117	-520	-820
November	-	+106	+128	+145	+151	+203	+343	+470	+498	+363	-068	-432	-595
December	-	+118	+134	+140	+181	+237	+330	+383	+343	+163	-121	-496	-615
Semi-annual Means.	April to Sept.	+018	-017	-027	-052	-068	-102	-199	-145	+158	+298	+170	-132
	Oct. to March	+099	+111	+111	+122	+149	+212	+327	+450	+428	+159	-326	-641
Annual Means	-	+058	+047	+042	+035	+040	+055	+064	+153	+293	+228	-078	-387

Lunar-diurnal Variation.—The observations employed in this investigation are the hourly observations of the vertical force magnetometer from May 1, 1843, to June 30, 1846, inclusive, omitting the months of October and November 1844 (when the series was much broken), and the larger disturbances, or those observations in which the difference from the normal of the same month and hour equalled or exceeded 4·0 scale divisions. Table XC. exhibits, in columns 2 to 4, the lunar-diurnal variation thus obtained in the years May 1, 1843, to April 30, 1844; May 1, 1844, to June 30, 1845 (omitting October and November 1844); and July 1, 1845, to June 30, 1846. Column 5 exhibits (in scale divisions) the mean of the three years; and column 6 the same in parts of the vertical force, which at the Cape of Good Hope is in absolute value, approximately, 6·0 in British units.

TABLE XC.

Lunar Hours.	1843-4.	1844-5.	1845-6.	Means.	Variation due to the Lunar Influence.	Lunar Hours.
(1.)	(2.) Sc. Div.	(3.) Sc. Div.	(4.) Sc. Div.	(5.) Sc. Div.	(6.) Parts of Force.	(7.)
0	+0·07	+0·05	+0·20	+0·11	+·000011	0
1	+0·13	-0·22	+0·07	-0·01	+·000001	1
2	+0·01	-0·17	-0·13	-0·10	-·000013	2
3	+0·03	-0·25	-0·12	-0·11	-·000016	3
4	0·00	-0·20	-0·15	-0·12	-·000016	4
5	-0·05	-0·21	-0·08	-0·11	-·000014	5
6	-0·05	-0·15	-0·11	-0·10	-·000016	6
7	-0·17	-0·03	-0·05	-0·08	-·000015	7
8	-0·06	+0·12	+0·24	+0·10	+·000013	8
9	0·00	+0·28	+0·24	+0·17	+·000025	9
10	-0·05	+0·29	+0·12	+0·12	+·000018	10
11	+0·01	+0·25	+0·22	+0·16	+·000022	11
12	-0·04	+0·21	+0·16	+0·11	+·000015	12
13	-0·09	+0·08	+0·04	+0·01	+·000001	13
14	-0·05	+0·15	-0·13	-0·01	-·000003	14
15	0·00	+0·09	-0·08	0·00	·000000	15
16	+0·08	+0·03	-0·18	-0·02	-·000003	16
17	+0·03	-0·12	-0·10	-0·06	-·000009	17
18	-0·02	-0·08	-0·12	-0·07	-·000010	18
19	+0·03	-0·10	-0·01	-0·03	-·000003	19
20	+0·11	-0·03	-0·05	+0·01	+·000004	20
21	+0·06	-0·06	+0·01	0·00	+·000003	21
22	+0·16	-0·02	+0·10	+0·08	+·000014	22
23	+0·06	+0·09	+0·14	+0·10	+·000015	23

The lunar-diurnal variation shown in columns 5 and 6 exhibits the same consistent and systematic character as has been found elsewhere; viz., two periods in the lunar day of nearly equal duration in which the force is increased, alternating with two periods in

which it is diminished. The maxima of increased force occur about the lunar hours of 11 and 22 or 23, and of diminished force about 5 and 17 or 18 hours. The whole range of the variation occasioned by the lunar influence is about 30 millionth parts of the force measured; and this takes place twice in the 24 hours.

INCLINATION AND TOTAL FORCE.

The solar and lunar diurnal variations of the Inclination and of the Total Force are derived by the usual formulæ from those of the horizontal and vertical components in Tables LXXVIII. and LXXXIX. (solar) and Tables LXXIX. and XC. (lunar); θ being taken = $-53^{\circ} 22'$.

The Solar-diurnal Variation is shown in Table XCI. on the annual and semi-annual means.

TABLE XCI.

Cape of Good Hope Astronomical Time.	INCLINATION.			TOTAL FORCE.			Cape of Good Hope Civil Time.
	Semi-annual Means.		Annual Means.	Semi-annual Means.		Annual Means.	
	April to September.	October to March.		April to September.	October to March.		
H. M.				Parts of Force.	Parts of Force.	Parts of Force.	H. M.
12 34	+20	+18	+19	-00005	+00003	-00001	0 34 a.m.
13 34	+10	+16	+13	-00005	+00005	00000	1 34 a.m.
14 34	+5	+13	+9	-00005	+00007	+00001	2 34 a.m.
15 34	+1	+13	+7	-00005	+00008	+00001	3 34 a.m.
16 34	-3	+13	+5	-00006	+00010	+00002	4 34 a.m.
17 34	-6	+12	+3	-00008	+00017	+00004	5 34 a.m.
18 34	-21	+7	-7	-00012	+00030	+00009	6 34 a.m.
19 34	-37	+5	-16	-00001	+00043	+00021	7 34 a.m.
20 34	-25	+1	-12	+00025	+00043	+00034	8 34 a.m.
21 34	-17	-7	-12	+00036	+00018	+00027	9 34 a.m.
22 34	-25	-33	-29	+00026	-00020	+00003	10 34 a.m.
23 34	-40	-57	-49	+00001	-00043	-00021	11 34 a.m.
0 34	-46	-70	-58	-00015	-00051	-00033	0 34 p.m.
1 34	-31	-73	-52	-00019	-00047	-00033	1 34 p.m.
2 34	-15	-47	-31	-00015	-00027	-00021	2 34 p.m.
3 34	+1	-19	-9	-00004	-00008	-00006	3 34 p.m.
4 34	+13	+7	+10	+00008	+00004	+00006	4 34 p.m.
5 34	+18	+22	+20	+00011	+00009	+00010	5 34 p.m.
6 34	+25	+29	+27	+00008	+00005	+00007	6 34 p.m.
7 34	+32	+32	+32	+00003	00000	+00001	7 34 p.m.
8 34	+38	+36	+37	-00001	-00003	-00002	8 34 p.m.
9 34	+39	+33	+36	-00004	-00002	-00003	9 34 p.m.
10 34	+34	+28	+31	-00006	-00001	-00004	10 34 p.m.
11 34	+26	+22	+24	-00006	00000	-00003	11 34 p.m.

The solar-diurnal variation of the inclination at the Cape of Good Hope has one maximum and one minimum in the 24 hours, with a continuous progression from the minimum to the maximum, and a nearly continuous progression (interrupted only at 19h. 34m.) from the maximum to the minimum. The dip of the south end of the magnet is diminished by the solar-diurnal variation 58'' at about 1 P.M., and increased 37'' between 8 and 9 P.M., these being the hours of maximum and minimum. The inclination passes through its mean diurnal value about 4 P.M., and about 6 A.M. The diurnal range of the inclination is 1' 35'' on the annual mean; a few seconds less on the semi-annual mean from April to September, and a few seconds more on the semi-annual mean from October to March. The interruption to the continuous progression from the maximum to the minimum which is noticed above as taking place in the annual mean is more conspicuous in the semi-annual mean from April to September, but disappears altogether in the semi-annual mean from October to March.

The total force has a principal minimum about 1 P.M. (being the same hour as that of the minimum of the inclination as due to diurnal variation), and a principal maximum at 8.30 A.M.; there is a secondary minimum about 10.30 P.M., and a secondary maximum about 5.30 P.M., but the secondary minimum and maximum are very inferior to the principal, and might possibly disappear wholly if the whole of the disturbances of the horizontal and vertical forces were eliminated: the secondary maximum and minimum appear in both the semi-annual means. The diurnal range of the total force is .00067 parts of the force itself, and is somewhat greater in the semi-annual mean from October to March, and less in the semi-annual mean from April to September.

Lunar-diurnal Variation.—Tables LXXIX. and XC. exhibit respectively the lunar-diurnal variations of the horizontal and vertical components, from which those of the inclination and total force in the following Table (XCII.) are derived:—

TABLE XCII.

Lunar Hours.	Lunar-Diurnal Variation		Lunar Hours.	Lunar-Diurnal Variation	
	of the Inclination.	of the Total Force.		of the Inclination.	of the Total Force.
		Parts of the Force.			Parts of the Force.
0	-0'1	+000012	12	+0'3	+000014
1	-2'7	+000011	13	-1'2	+000006
2	-4'7	+000004	14	-3'1	+000008
3	-4'2	-000001	15	-2'6	+000009
4	-2'8	-000006	16	-1'0	+000001
5	-1'9	-000007	17	-0'1	-000008
6	-0'9	-000013	18	0'0	-000010
7	-0'5	-000013	19	+1'8	-000009
8	+4'0	-000002	20	+4'0	-000011
9	+4'2	+000010	21	+2'6	-000006
10	+2'7	+000008	22	+2'3	+000006
11	+2'8	+000012	23	+0'3	+000014

The lunar-diurnal variation of the inclination is a double progression having two maxima and two minima, with alternate nearly equal periods of increase and decrease. The turning hours are approximately between 2 and 3 (lunar) hours, and 15 hours, being the epochs of greatest diminution of south dip due to the moon's influence, and 9h. and 20h., those of its greatest increase. The whole diurnal range of the inclination, taking place twice in each lunar day, is between 8 and 9 seconds of arc. Greater precision both in the turning hours and in the magnitude of the daily range might doubtless be obtained by a more extensive series of observations.

The lunar-diurnal variation of the total force is also a double progression, having two maxima and two minima, with alternate equal or nearly equal periods of increased and diminished force. The turning hours are approximately 0, 6, 12, and 18 lunar hours; the 1st and 3d being the epochs of greatest increase, and the 2d and 4th of greatest diminution of the force. The whole diurnal range of the total force (taking place twice in the lunar day) appears to be about 27 millionth parts of the force itself. The variation is so small, and the duration of the observations from which it is derived so short, that a more precise determination could scarcely be expected; but the values of the maxima and minima are remarkably accordant, considering that they are determinations wholly independent of each other.

THE FALKLAND ISLANDS.

In the course of the Antarctic Expedition under Sir James Clark Ross in 1839—1843 for the magnetic survey of the southern seas, the magnetometers were landed, in April 1842, at Port Louis, in Berkeley Sound, in the Falkland Islands, in Lat. $51^{\circ} 32'$ S., and Long. $58^{\circ} 07'$ W., where hourly observations were made with them, without interruption, from May 1st to November 26th of that year, being seven months of continuous observation. Now, although seven months is too short a period on which to establish a claim to a *satisfactory* determination of the laws of the disturbances, it appeared probable that it might nevertheless afford an approximate insight into those laws, and thus furnish a valuable comparison, particularly with the similar deductions at the Cape of Good Hope. The geographical position of the two stations is in many respects similar; both are situated in the southern hemisphere, on opposite sides of the same ocean, and each near the southern extremity of a great continent. The difference in geographical latitude is between 17° and 18° ; but in respect to magnetical peculiarities the amount of south dip was very nearly the same at the two Stations in 1842, viz., $52\frac{1}{2}^{\circ}$ at the Falklands and 53° at the Cape; and the difference in magnetic latitude, estimated by the relative distances from the line of least intensity of the magnetic force, is not so great as might be imagined from the

difference of geographical latitude ; the Cape is *within* the magnetically-equatorial region ; the Falkland Islands are near its southern limit.

On reviewing the observations, 2·5 scale divisions, corresponding to 1'·82 of arc, appeared a suitable amount to be taken as characterizing one of the larger disturbances.

The whole number of observations was 4,464, of which 501, being nearly one ninth of the whole number, differed from their respective normals by an amount equalling or exceeding 1'·82.

The aggregate amount of disturbance, counted from the respective normals, was 1409'·1, of which 879'·1 was easterly, and 530'·0 westerly disturbance.

TABLE XCIII.

Aggregate Values of the Disturbances of the Declination distributed into the different Hours of their Occurrence.

Local Astronomical Time.		Disturbances.	Ratios.	Local Civil Time.	
H.	M.			H.	M.
18	28	45'·1	0'·77	6	28 a.m.
19	28	28'·0	0'·48	7	28 a.m.
20	28	32'·2	0'·55	8	28 a.m.
21	28	39'·0	0'·66	9	28 a.m.
22	28	33'·1	0'·56	10	28 a.m.
23	28	62'·9	1'·07	11	28 a.m.
0	28	83'·8	1'·43	12	28 p.m.
1	28	84'·1	1'·43	1	28 p.m.
2	28	56'·2	0'·96	2	28 p.m.
3	28	32'·2	0'·55	3	28 p.m.
4	28	37'·9	0'·64	4	28 p.m.
5	28	39'·8	0'·68	5	28 p.m.
6	28	53'·5	0'·91	6	28 p.m.
7	28	67'·7	1'·15	7	28 p.m.
8	28	75'·5	1'·29	8	28 p.m.
9	28	84'·4	1'·44	9	28 p.m.
10	28	83'·9	1'·43	10	28 p.m.
11	28	84'·8	1'·44	11	28 p.m.
12	28	81'·2	1'·38	12	28 a.m.
13	28	60'·9	1'·04	1	28 a.m.
14	28	50'·2	0'·85	2	28 a.m.
15	28	62'·5	1'·06	3	28 a.m.
16	28	52'·1	0'·89	4	21 a.m.
17	28	78'·1	1'·33	5	28 a.m.
Total -		1409'·1	—		
Mean $\frac{1409'·1}{24} =$		58'·7 =	1'·00		

TABLE XCIV.

Aggregate Values of the Disturbances separated into their Easterly and Westerly Constituents, with the Ratios at each Hour to the Mean Hourly Easterly or Westerly Value, or to the Sums of all the Hours.

Local Astronomical Time.		Disturbance Values.		Ratios.		Local Civil Time.
		Easterly.	Westerly.	Easterly.	Westerly.	
H.	M.					H. M.
18	28	31'3	13'8	0'85	0'62	6 28 a.m.
19	28	15'3	12'7	0'42	0'57	7 28 a.m.
20	28	14'5	17'7	0'40	0'80	8 28 a.m.
21	28	21'5	17'5	0'59	0'79	9 28 a.m.
22	28	17'7	15'4	0'48	0'70	10 28 a.m.
23	28	24'4	38'5	0'67	1'74	11 28 a.m.
0	28	35'3	48'5	0'96	2'19	12 28 p.m.
1	28	35'9	48'2	0'98	2'18	1 28 p.m.
2	28	20'0	36'2	0'55	1'64	2 28 p.m.
3	28	18'8	13'4	0'51	0'61	3 28 p.m.
4	28	15'9	22'0	0'43	0'99	4 28 p.m.
5	28	27'3	12'5	0'74	0'56	5 28 p.m.
6	28	33'8	19'7	0'92	0'89	6 28 p.m.
7	28	61'3	6'4	1'67	0'29	7 28 p.m.
8	28	55'8	19'7	1'52	0'89	8 28 p.m.
9	28	49'5	34'9	1'35	1'58	9 28 p.m.
10	28	61'4	22'5	1'68	1'02	10 28 p.m.
11	28	63'9	20'9	1'75	0'95	11 28 p.m.
12	28	56'6	24'6	1'55	1'11	12 28 a.m.
13	28	46'1	14'8	1'26	0'67	1 28 a.m.
14	28	36'9	13'3	1'01	0'60	2 28 a.m.
15	28	44'5	18'0	1'22	0'81	3 28 a.m.
16	28	35'8	16'3	0'98	0'74	4 28 a.m.
17	28	55'6	22'5	1'52	1'02	5 28 a.m.
Total -		879'1	530'0			

Mean hourly values - $\left\{ \begin{array}{l} \text{Easterly} = 36'6 = 1'00 \\ \text{Westerly} = 22'1 = 1'00 \end{array} \right.$

The easterly and westerly disturbances have different laws; the easterly preponderate greatly during the hours of the night, or from 5 or 6 P.M. to 5 or 6 A.M., whilst the westerly values have a maximum about noon. The easterly ratios are above unity during the hours of the night, and below unity from 6 A.M. to 6 P.M.; they have a principal maximum about midnight, and a secondary maximum about noon. The westerly disturbances have also two maxima; the principal being about the same hour as the secondary maximum of the easterly, and the secondary about the same time as

the principal maximum of the easterly. In comparing the easterly disturbances at the Cape of Good Hope with those at the Falklands, we cannot fail to be struck by the contrast presented by the hours of the night at the two stations; at the Cape the easterly disturbances almost entirely disappear at those hours, whilst at the Falklands the night hours are those of principal easterly disturbance.

CARLTON FORT.

In the spring of 1857, Her Majesty's Government, designing to send an expedition to examine and survey the yet unsettled country on the north of the boundary line of the British territories, and comprised between Canada on the east and the Rocky Mountains on the west, notified their intention to the Royal Society, and invited suggestions regarding any objects of physical research for which the Royal Society might deem this to be a fitting occasion.

Amongst the objects to which attention was called in reply, the expediency of repeating and extending the magnetic survey of British North America, which at the instigation of the Royal Society was made in 1843 and 1844, and of which the results are contained in the Philosophical Transactions for 1846, Art. XVII., was not forgotten, and Lieutenant (now Captain) Blakiston of the Royal Artillery was in consequence appointed to accompany the expedition, having special charge of the magnetic observations, and with directions to assist generally in geographical determinations. The magnetic instruments were provided under the superintendence of the Director of the Observatory of the British Association at Kew; where also Captain Blakiston received instruction in their use and acquired practical experience in their manipulation.

The hourly observations of the declination which had been made by Captain Rochfort Maguire and the officers of H. M. S. "Plover" at Point Barrow in 1852, 1853, and 1854 (Phil. Trans. 1857, Art. XXIV.), having manifested the importance of observations of this nature, and the desirability of obtaining them at other stations on the North American continent not far removed from Point Barrow, the attention of Captain Blakiston was specially drawn to the subject by a memorandum supplied to him by the Royal Society through the Colonial Office.

In the winter and spring of 1857-58, Captain Blakiston availed himself of an opportunity, afforded by the sojourn of the expedition at Fort Carlton during the part of the year not favourable to field operations, to carry into execution this part of his instructions, by conducting a series of hourly observations with the unifilar magnetometer at that station, in latitude $52^{\circ} 52'$ N. and longitude $106^{\circ} 30'$ W., commencing

November 12, 1857, and terminating April 15, 1858. Captain Blakiston was enabled to accomplish this laborious work by the assistance voluntarily rendered to him by Dr. Hector, Mr. Sullivan, and M. Bourgeau, which last gentleman had accompanied the expedition as botanist, and, actuated by a disinterested and most praiseworthy zeal for the advancement of science (though in a branch foreign from his own department), divided with Captain Blakiston the labour of maintaining the hourly observations unintermittingly during two of the five months. The records of the observations transmitted through the Colonial Office have been received at Woolwich, and submitted to the same process as those from Point Barrow; the original records of both will be ultimately deposited in the archives of the Royal Society.

On reviewing the Carlton Fort observations, 6 scale divisions, corresponding to 6'·0 of arc, appeared a suitable amount to be taken as characterizing one of the larger disturbances. The whole number of observations was 3,716, of which 776 differed from their respective normals of the same month and hour by an amount equalling or exceeding 6'·0, being about 1 in 4·8, or nearly one fifth of the whole number; a proportion very nearly the same as at Point Barrow, where a difference from the normals of 22'·87 was adopted as constituting a large disturbance.

The aggregate amount of disturbance, computed from the respective normals, was 12095 minutes of arc in the five months, of which 7676'·9 was easterly and 4418'·1 was westerly disturbance, the easterly preponderating in the proportion of 1·74 to 1·0. The aggregate values in the different months were as follows:—

TABLE XCV.

November 1857	19 days	-	-	-	-	1958·0 minutes of arc.
December	„ 31	„	-	-	-	2320·7 „
January 1858	31	„	-	-	-	1047·6 „
February	„ 28	„	-	-	-	1534·4 „
March	„ 31	„	-	-	-	2909·6 „
April	„ 15	„	-	-	-	2324·7 „
Total	<u>155</u>	„	-	-	-	<u>12095·0</u>

Table XCVI. exhibits the aggregate values of the disturbances distributed into the different *hours* of their occurrence, and the ratios which the values at the different hours bear to the mean of all the hours.

DISTURBANCES OF THE DECLINATION.

cvij

TABLE XCVI.

Local Astronomical Hours.	Disturbances.	Ratios.	Local Civil Hours.
H.			H.
18	603 ¹ ·2	1·20	6 a.m.
19	470·7	0·93	7 a.m.
20	373·0	0·74	8 a.m.
21	317·8	0·63	9 a.m.
22	613·0	1·22	10 a.m.
23	410·8	0·82	11 a.m.
0	262·7	0·52	Noon.
1	316·8	0·63	1 p.m.
2	189·7	0·38	2 p.m.
3	333·2	0·66	3 p.m.
4	282·5	0·56	4 p.m.
5	286·3	0·57	5 p.m.
6	231·7	0·46	6 p.m.
7	374·4	0·74	7 p.m.
8	389·8	0·77	8 p.m.
9	536·9	1·07	9 p.m.
10	578·5	1·15	10 p.m.
11	561·7	1·11	11 p.m.
12	735·6	1·46	Midnight.
13	809·6	1·61	1 a.m.
14	1011·0	2·01	2 a.m.
15	852·7	1·69	3 a.m.
16	898·4	1·78	4 a.m.
17	655·0	1·30	5 a.m.
Total	- 12095·0		
Mean hourly value	$\frac{12095\cdot0}{24}$	= 504·0 = 1·00	

We perceive in this table, as everywhere else, unmistakable evidence of the existence of laws regulating the occurrence and the mean effects of the disturbances according to the hours of solar time. We perceive also that this regularity is so systematic, that at Fort Carlton even the short period of five months of hourly observation is sufficient to yield an approximate representation of the ratio of disturbance at different hours.

In Table XCVII. the aggregate values of the disturbances are separated into their respective easterly and westerly constituents.

TABLE XCVII.

Local Astronomical Hours.	Disturbances.		Ratios.		Local Civil Hours.
	Easterly.	Westerly.	Easterly.	Westerly.	
H.					H.
18	439·3	163·9	1·37	0·89	6 a.m.
19	262·5	208·2	0·82	1·13	7 a.m.
20	193·0	180·0	0·60	0·98	8 a.m.
21	196·4	121·4	0·61	0·66	9 a.m.
22	352·9	260·1	1·10	1·41	10 a.m.
23	171·6	239·2	0·54	1·30	11 a.m.
0	128·8	133·9	0·40	0·73	Noon.
1	98·2	218·6	0·31	1·19	1 p.m.
2	59·8	129·9	0·19	0·71	2 p.m.
3	164·4	168·8	0·51	0·92	3 p.m.
4	84·7	197·8	0·26	1·07	4 p.m.
5	123·2	163·1	0·39	0·88	5 p.m.
6	95·6	136·1	0·30	0·74	6 p.m.
7	239·0	135·4	0·75	0·74	7 p.m.
8	282·1	107·7	0·89	0·58	8 p.m.
9	464·9	72·0	1·45	0·39	9 p.m.
10	364·7	213·8	1·14	1·16	10 p.m.
11	349·3	212·4	1·09	1·15	11 p.m.
12	465·2	270·4	1·45	1·47	Midnight.
13	450·4	359·2	1·44	1·95	1 a.m.
14	774·1	236·9	2·42	1·29	2 a.m.
15	749·5	103·2	2·34	0·56	3 a.m.
16	836·0	62·4	2·61	0·34	4 a.m.
17	331·3	323·7	1·04	1·76	5 a.m.
Total	- 7676·9	4418·1			
Mean hourly value	- 319·9	184·1			

In reviewing Table XCVII. we perceive, as we might indeed expect, that as the easterly disturbances preponderate at Carlton Fort in the proportion of nearly one and three quarters to one, so the easterly ratios bear a more decidedly systematic appearance than those of the westerly disturbances; both are indeed remarkable examples of the degree of regularity which may be manifested by the results of even so short a period of observation as five months, when conducted with the requisite care and fidelity; but a longer period would be desirable, particularly for the westerly deflections. The easterly and westerly disturbances have obviously distinct laws in respect to their times of occurrence; the easterly have their principal development from 2 to 4 A.M., and their ratios are above unity from 9 P.M. to 6 A.M., whilst, with a single exception (*viz.* at 10 A.M. which is probably accidental), the ratios are below unity

from 7 A.M. to 8 P.M. In comparing the easterly ratios at Carlton with the easterly at the arctic station of Point Barrow, (the latter being taken from the Phil. Trans. 1857, Art. XXIV. p. 504),—a comparison to which we may be led by the circumstance that the easterly disturbances predominate at both stations (at Point Barrow in the proportion of 1·63 to 1, and at Carlton of 1·74 to 1,)—we find, as seen in Table XCVIII., (with a general resemblance in other respects,) this remarkable difference, that the ratios are above unity about five hours earlier at Carlton than at Point Barrow; that they also descend below unity about five hours earlier; and that there is the same amount of difference of five hours between the respective epochs of principal development, viz. 2 to 4 A.M. at Carlton, and 7 to 9 A.M. at Point Barrow. It is obvious, however, that the data regarding the laws of the disturbances are yet insufficient for an attempt to generalize beyond the mere pointing out of certain decided resemblances and differences.

Table XCVIII. exhibits the comparison of the ratios of the disturbances which produce easterly deflections at Carlton Fort and Point Barrow.

TABLE XCVIII.

Local Astronomical Hours.	Easterly Disturbances.		Local Civil Hours.
	Carlton Fort Ratios.	Point Barrow Ratios.	
H.			H.
18	1·37	1·65	6 a.m.
19	0·82	2·82	7 a.m.
20	0·60	3·22	8 a.m.
21	0·61	3·88	9 a.m.
22	1·10	1·93	10 a.m.
23	0·54	1·03	11 a.m.
0	0·40	0·40	Noon.
1	0·31	0·34	1 p.m.
2	0·19	0·27	2 p.m.
3	0·51	0·15	3 p.m.
4	0·26	0·14	4 p.m.
5	0·39	0·08	5 p.m.
6	0·30	0·09	6 p.m.
7	0·75	0·13	7 p.m.
8	0·59	0·15	8 p.m.
9	1·45	0·48	9 p.m.
10	1·14	0·57	10 p.m.
11	1·09	0·81	11 p.m.
12	1·45	0·96	Midnight.
13	1·44	0·96	1 a.m.
14	2·42	1·07	2 a.m.
15	2·34	0·93	3 a.m.
16	2·61	1·22	4 a.m.
17	1·04	1·69	5 a.m.

Aurora.—When each hourly observation was recorded at Carlton Fort, an examination was made whether aurora was visible or not; and if visible the hourly observation was marked by an asterisk. There are 460 observations so marked out of the whole number of 3,716, or aurora was seen at about one eighth part of the whole number of hourly observations in the five months. When the 460 observations of the aurora are distributed into the different *hours* of their occurrence, we find them to have been as follows :—

TABLE XCIX.

Showing the Number of Times that the Aurora is recorded to have been seen at the several Observation Hours in the Months of November and December 1857, January, February, March, and April 1858.

Hours of Local Civil Time.	Number of Auroras observed.	Hours of Local Civil Time.	Number of Auroras observed.	Hours of Local Civil Time.	Number of Auroras observed.	Hours of Local Civil Time.	Number of Auroras observed.
6 a.m.	10	Noon.	0	6 p.m.	5	Midnight.	59
7 a.m.	1	1 p.m.	0	7 p.m.	13	1 a.m.	56
8 a.m.	0	2 p.m.	0	8 p.m.	26	2 a.m.	46
9 a.m.	0	3 p.m.	0	9 p.m.	35	3 a.m.	46
10 a.m.	0	4 p.m.	0	10 p.m.	41	4 a.m.	40
11 a.m.	0	5 p.m.	3	11 p.m.	53	5 a.m.	26

We perceive by this table that the most frequent appearance of aurora was between midnight and 1 A.M., and that the progression of frequency decreases without interruption from that hour to 7 A.M. on the one side, and to 5 P.M. on the other; whilst between 8 A.M. and 4 P.M. (both hours included) not a single appearance of aurora is recorded. In all this the phenomena bear a marked resemblance to those at Point Barrow, as may be seen by the following tabular comparison.

TABLE C.

Showing the Number of Times that the Aurora is recorded to have been seen at the several Observation Hours at Point Barrow in the Months of December, January, and February 1852-1853, and in the same months in the following Year.

Local Civil Hours.	Number of Auroras.	Local Civil Hours.	Number of Auroras.	Local Civil Hours.	Number of Auroras.	Local Civil Hours.	Number of Auroras.
6 a.m.	66	Noon.	0	6 p.m.	30	Midnight.	85
7 a.m.	54	1 p.m.	0	7 p.m.	56	1 a.m.	103
8 a.m.	28	2 p.m.	0	8 p.m.	56	2 a.m.	96
9 a.m.	10	3 p.m.	0	9 p.m.	60	3 a.m.	95
10 a.m.	2	4 p.m.	5	10 p.m.	77	4 a.m.	80
11 a.m.	0	5 p.m.	15	11 p.m.	88	5 a.m.	71

The principal difference at the two stations consists in there being more manifestation of aurora at the early hours of the morning, viz. from 6 to 10 A.M., at Point Barrow than was the case at Carlton Fort.

Solar-diurnal Variation.—The solar-diurnal variation shown by the five months of hourly observation at Carlton Fort, after the omission of the larger disturbances or those which equalled or exceeded a difference of 6'.0 from the respective normals, is exhibited in Table CI.

TABLE CI.

ASTRONOMICAL HOURS.											
0 ^h .	1 ^h .	2 ^h .	3 ^h .	4 ^h .	5 ^h .	6 ^h .	7 ^h .	8 ^h .	9 ^h .	10 ^h .	11 ^h .
2' 31 W.	3' 50 W.	4' 75 W.	4' 20 W.	3' 69 W.	3' 14 W.	2' 03 W.	1' 16 W.	0' 17 W.	0' 23 W.	0' 46 W.	0' 06 E.
(continued)											
12 ^h .	13 ^h .	14 ^h .	15 ^h .	16 ^h .	17 ^h .	18 ^h .	19 ^h .	20 ^h .	21 ^h .	22 ^h .	23 ^h .
0' 84 E.	0' 90 E.	1' 64 E.	0' 74 E.	0' 88 E.	1' 16 E.	1' 96 E.	3' 72 E.	5' 08 E.	4' 63 E.	3' 47 E.	0' 58 E.

The declination magnet reaches its extreme easterly deflection a little before 8 A.M., and its extreme westerly a little after 2 P.M. The progression from the extreme easterly to the extreme westerly, and from the extreme westerly to the extreme easterly is continuous, with the exception of a slight interruption at 8 and 9 P.M., when the easterly disturbance variation is most considerable, and from 15^h to 18^h when the westerly deflection caused by the semi-annual inequality, (October to March), interferes.

The range of the solar-diurnal variation at Carlton Fort is only a very little greater than the range in the same months at Toronto; whilst, on the other hand, the magnitude and frequency of the disturbances are *much* greater than at Toronto. The latitude of Carlton Fort is about a degree north of the latitude of London; but in comparing the relative frequency of aurora in the southern parts of Britain and at Carlton Fort we become fully sensible of the fact that auroral frequency is not simply a function of the geographical latitude, but that both Carlton and Point Barrow are in a part of the globe where magnetic disturbances, and their concomitant phenomena of auroral displays, prevail to a much greater extent than in the corresponding latitudes of Europe.

GENERAL REMARKS.

Disturbances of the Declination.—At every station at which the disturbances have hitherto been analysed, the results have confirmed the announcement made in the Philosophical Transactions for 1851, Art. V., that these phenomena are subject in their *mean* effects to *periodical laws*, which determine their relative frequency of occurrence and amount at different hours of the day and night; and further, that the disturbances which occasion easterly, and those which occasion westerly, deflections of the compass needle have distinct and different laws, as have also those which increase and those which decrease the dip of the needle, as well as those which increase and those which decrease the total magnetic force. The results at every station, and in each of the three magnetic elements, have also been found to confirm the announcement which was made in the Philosophical Transactions for 1852, Art. VIII., of the existence of a periodical variation in the relative amount of disturbance in different *years*, corresponding precisely, both in period and epoch, with the variation in the frequency of occurrence and magnitude of the *solar spots*, which variation had then been recently made known by Schwabe as the result of his systematic and long continued observations of the latter phenomena (Cosmos, English Translation, Vol. III. p. 291–293).

The details of the investigation into the various periodical laws of the Declination, Dip, and Force will be found—for Toronto in the Third Toronto Volume, for Hobarton in the Fourth Hobarton Volume, and for St. Helena and the Cape of Good Hope in preceding parts of the present volume. A detailed statement of the results of a similar examination of the hourly observations of a single element (the declination) during a few months sojourn made by Sir James Ross's Antarctic Expedition at the Falkland Islands are given in the present volume (pp. cii to cv); as are also the results of five months of hourly observation of the declination made by Captain Blakiston of the Royal Artillery, at Carlton Fort in British North America (pp. cv to cxi). To these may be added an analysis of a very valuable series of hourly observation during seventeen months passed by H.M.S. the "Plover," commanded by Captain Rochfort Maguire, of the Royal Navy, at Point Barrow on the shores of the Polar Sea, printed in the Philosophical Transactions for 1857. Art. xxiv.

A first step towards the generalization of the laws which, in different parts of the globe, regulate the distribution and relative amount of the disturbances of the magnetic elements at the different hours of the solar day, was made in the discussion of a part of the results above noticed in a note printed in the English translation of the Fourth Volume of M. de Humboldt's Cosmos,* wherein it was shown, that whilst the periodical variations at the several stations which had been then examined presented the same general and systematic characters, their hours of maximum and minimum

* Cosmos Vol. IV. (Longman) Editor's Note, No. 2. pp. 485–495.

exhibited the utmost possible diversity in different parts of the globe ; contrasting, in that respect, in the most marked manner, with the phenomena of the solar-diurnal variation, which (when taken apart from the influence of the disturbances) appears, as far as is yet known, to have in the same hemisphere the same hours of maximum and minimum throughout.

Although the number of stations at which these laws have hitherto been investigated is too few to afford a foundation for that more full generalization which the progress of magnetical science requires, and by which we may expect to advance towards a knowledge of the mode of physical operation of the disturbing causes, it may be possible, by arranging the facts which we already possess in groups according to their several accordances or differences, to indicate the direction or directions in which further researches may be most advantageously prosecuted, in the view of arriving at theoretical conclusions founded on a sufficiently wide basis of inductive inquiry. A theory which should comprise within its scope the laws of phenomena which, simultaneously excited, prevail, with varied intensity and phase, over the whole surface of the globe, could scarcely be expected to be derived from observations at so small a number of points on the globe as are supplied by seven stations, at three of which, moreover, the observations were limited to a single element and to a few months only. It may not, however, be too much to say, that the indications of a general and systematic character pervading the whole of the results already obtained, and thus manifesting themselves at the very threshold of the inquiry, hold out the fullest encouragement for its further prosecution.

If we represent by unity the *mean* hourly amount of disturbance in the solar day, (*viz.* the mean of the disturbances observed at all the hours of solar time divided by twenty-four), and employ this *mean* hourly value as a term of comparison for the amount of disturbance at each of the hours of the day and night,—and if in like manner we also represent by unity the mean hourly amount of *easterly* disturbance, and employ it as a term of comparison for the *easterly* disturbances at the several hours,—and the mean hourly amount of *westerly* disturbance as the unit of comparison for the *westerly* disturbances at the several hours,—we find that the easterly disturbances at Toronto and the Falkland Islands, and the westerly disturbances at Hobarton and Point Barrow are above unity during the hours of the *night*, or from 6 to 8 P.M. until 3 to 4 A.M., and are below unity at all the other hours ; that at the Cape of Good Hope and St. Helena both the easterly and westerly disturbances are above unity during the hours of the *day*, or from 7 to 8 A.M. until 2 to 4 P.M., and are less than unity at all the other hours (with the exception of the westerly at the Cape, which have a second period above unity from 7 to 11 P.M.); and that the westerly disturbances at Toronto and the easterly at Point Barrow are above unity from midnight to noon, or more exactly from 1 to 2 A.M. until 11 P.M., and are below unity at all the other hours.

The easterly disturbances at Toronto, Point Barrow, Carlton Fort, St. Helena, and the Cape of Good Hope, and the westerly disturbances at St. Helena and Hobarton, are characterized by having a single maximum, with an amount of disturbance at the other hours diminishing progressively on either side to a minimum; whilst the westerly disturbances at Toronto, Point Barrow, Carlton Fort, and the Cape, together with the easterly disturbances at Hobarton, have all more or less the character of a double progression with two maxima and two minima.

The preponderance of easterly or of westerly deflections appears to be a characteristic rather than an accidental feature; at the three stations on the American continent the easterly deflection values preponderate,—at Toronto in the proportion of 1·4 to 1·0, at Point Barrow of 1·6 to 1·0, and at Carlton Fort of 1·7 to 1·0. At St. Helena, the Cape, and Hobarton, the westerly deflection values preponderate—at Hobarton in the proportion of 1·4 to 1·0, at the Cape of 1·5 to 1·0, and at St. Helena of 1·3 to 1·0. The three last are all stations in the southern hemisphere, and as the three American stations are all in the northern hemisphere, it might have been supposed that the preponderance of easterly or westerly disturbance was a characteristic of stations in *opposite magnetic hemispheres*, had it not been found that the Falkland Islands participate with the stations in the North American continent in the predominance of easterly deflections. As far as the phenomena are yet known, the classification might rather be into *eastern* and *western* than into northern and southern hemispheres, the easterly deflections prevailing in the western or American hemisphere, and the westerly at the stations in the eastern hemisphere; but the inquiry is yet in its infancy, and it is remarkable that we do not yet know, by an analysis of the observations in any part of the European or Asiatic continents, whether the easterly or the westerly deflections are therein greatest in amount.*

In the comparison of the disturbances at Toronto and Point Barrow which was made in the Philosophical Transactions for 1858, Art. XXIV., it was shown that the *easterly* deflections at Point Barrow and *westerly* at Toronto have their greatest development nearly at the same hour, namely, about 8 or 9 in the morning; and that the opposite deflections, viz., the westerly at Point Barrow and the easterly at Toronto, also synchronize in the time at which *their* greatest development occurs, which is between 9 P.M. and midnight; or otherwise stated, and looking at the same facts from another point of view and connecting thereby the deflections which have the *same* direc-

* Since the above has been in print, the hourly observations of three years and ten months made at Pekin have been analysed; and, as will be seen in a later part of the volume, the westerly deflections have been found to preponderate in the proportion of 1·21 to 1. On the other hand, it appears by the analysis of two years, 1858 and 1859, of hourly observations at the Kew Observatory (tabulated from the photographic traces) that the easterly deflections preponderate there in the proportion of 1·08 to 1.

tion at the two stations, that the easterly disturbances at the two localities have their greatest development at epochs which are nearly 12 hours apart, and that the westerly disturbances have, in a similar manner, their greatest development at the one station in the forenoon, and at the other in the evening. The difference in geographical position of the two stations is about 28° of latitude and 77° of longitude.

Since these facts were communicated in the Philosophical Transactions for 1858, a series of five months of hourly observation has been received from Captain Blakiston of the Royal Artillery, from Carlton Fort, which is in a geographical meridian nearly midway between the meridians of Toronto and Point Barrow. The results of the analysis of the disturbances obtained in the usual manner from these observations has been given in a preceding part of this volume, where it has been shown that the epoch of greatest development, of both the easterly and westerly deflections, is nearly midway between the epochs at Toronto and Point Barrow, strengthening the impression that such differences of epoch are in some way connected with differences of geographical longitude.

The easterly disturbances at Carlton Fort have also, as already stated, the same superiority in frequency and value over the westerly as at Toronto and Point Barrow.

There is no other station in the northern hemisphere at which a similar separation and analysis of the disturbances has been made; but, in the absence of more conclusive evidence, it may be permissible to refer to the less precise indications which may be derived from the observations of Admiral Löwenorn and of MM. Lottin and Bravais, of the approximate epochs of greatest easterly and greatest westerly diurnal disturbance at Reikiavik, in Iceland. Admiral Löwenorn, whose experience in magnetic observations had been considerable, was greatly surprised to find that the turning hours of the diurnal variation at Orfars-öe near Reikiavik differed widely from those which Cassini had found at Paris. Löwenorn's observations were made on several days in May and June 1786, during the hours of the day, but were not continued through the night. From these observations it appeared that the westerly extreme of the diurnal movement, which at Paris takes place regularly about 2 P.M., occurred at Reikiavik *frequently* as late as from 8 to 10 P.M., and that the easterly extreme, which at Paris takes place at 8 A.M., was frequently transferred at Reikiavik to noon or even later. After an interval of 50 years, the apparently anomalous facts observed by Löwenorn were confirmed by MM. Lottin and Bravais, who, during the "Voyage Scientific du Nord" of M. Paul Gaimard, made hourly observations of the declination at Reikiavik for several days in August 1836, and found the diurnal variation substantially the same as that stated by Löwenorn. From the recent progress of our magnetic knowledge we may perhaps derive an explanation of this apparent anomaly, and at the same time obtain an approximate indication of the hours of greatest easterly and of greatest westerly *dis-*

turbance at Reikiavik. It is now, I believe, generally recognized that the regular solar-diurnal variation, when freed from the influence of disturbances, has the same or nearly the same turning hours in all parts of the northern hemisphere which are beyond the magnetically equatorial region, viz., an extreme easterly elongation about 8 A.M., and an extreme westerly about 2 P.M.; and that whenever the actual turning hours of the diurnal march differ considerably from these (as they are sometimes found to do at particular stations) the apparent anomaly is probably due to the superposition of the *disturbance* diurnal variation, which in such localities may equal, and does frequently *exceed*, the regular solar-diurnal variation in the amount of deflection which it produces, and has its own hours of easterly and westerly prevalence. Thus interpreted, the phenomena observed by Admiral Löwenorn, and by MM. Lottin and Bravais, indicate the existence at Reikiavik of a maximum development of *westerly disturbance* about 8 or 9 P.M., and of *easterly* about noon; and thus explained, the solar-diurnal variation, which if it existed alone would cause a continuous easterly motion of the north end of the magnet from 2 P.M. to 8 A.M. the following morning, is overpowered by the preponderance of the opposite or westerly *disturbance* variation from 4 P.M. to between 8 and 10 P.M. when the latter attains its maximum, and subsequently diminishes; the *regular* easterly movement is then resumed, and continues till the following morning; the westerly motion which succeeds, and which by the solar-diurnal action prevails (in what may be regarded as the normal condition) from the early morning to 2 P.M., is overpowered at Reikiavik by the preponderance of easterly disturbance, which, according to Admiral Löwenorn, would seem to reach its maximum development about 11 A.M., or, according to the observations of MM. Lottin and Bravais, occasionally even later. Thus, instead of a single westerly extreme (which may be regarded as the normal condition), there are at Reikiavik two westerly extremes, one at 9 P.M. occasioned wholly by the preponderance of the westerly disturbances, and a second at 10 A.M., when the westerly movement due to the regular solar-diurnal variation, which would otherwise commence about 8 A.M. and continue until 2 P.M., is interrupted by a preponderance of easterly disturbance. And in like manner there are two easterly extremes, one in the morning hours, due to the solar-diurnal variation, and a second about noon, due to the preponderance at that hour of the easterly disturbances.*

Considering how few were the days of observation from which our knowledge of the phenomena at Reikiavik is drawn, we cannot look for much precision in the turning hours derived; but we may infer, with some measure of confidence, that the westerly disturbances have their maximum development from 8 to 10 in the evening, and the

* If it were not building too much on so scanty a basis of observation as is furnished by the observations of Löwenorn, Lottin, and Bravais, it might be inferred that the westerly disturbances at Reikiavik have a small secondary maximum about 9 A.M.

easterly theirs about noon or perhaps a little later. We should have thus the maximum development of easterly deflections at Point Barrow at 8 or 9 A.M., at Toronto at 9 P.M., and at Reikiavik about noon ; and of westerly deflections, at Point Barrow about 12 P.M., at Toronto about 8 A.M., and at Reikiavik about 8 or 9 P.M.*

So far, therefore, as the observations at Reikiavik and the inferences derived from them may have weight, they correspond to and so far confirm the conclusions previously drawn, viz. that the easterly and westerly disturbances have different hours for their principal development,—that these hours differ most widely in different parts of the globe,—and that we may already perceive some indications of a connection existing between the epochs of greatest development and differences of geographical longitude.

Solar-diurnal Variation of the Declination.—A first and indispensable step towards the accurate investigation of the phenomena of what may be properly termed the solar-diurnal variation consists in the separation and elimination of the effects of the larger magnetic disturbances. These in all cases influence, and in extreme cases will even altogether mask, the regular phenomena. It is true that the influence of the disturbances is not wholly removed by the separation of those of principal magnitude, and that whilst any portion of disturbance remains in the observations which are employed in the investigation the result must be *pro tanto* affected. But as it may be generally presumed that the smaller disturbances which are not removed have approximately the same laws as the larger, and as these laws become known by the treatment to which the larger disturbances are subjected, an approximate allowance can always be made, if it is wished to form a more precise judgment of what would be the consequence of an entire removal of the disturbing influence.

The next step in the investigation is to separate the solar-diurnal variation into the two parts of which (as I shall proceed to explain) it is found to be composed, one of which respects the magnetic latitude of the station, while the other is nearly independent of place, and respects the sun's position in the heavens, according as he is north or south of the terrestrial equator, or of some line not far removed therefrom. The first part, which is represented by the *annual* curve of the diurnal variation, is obtained for each station, by a very simple process, from hourly observations of the direction of an horizontal magnet continued (as was the case at the Colonial Observatories) through several years, yielding (after the larger disturbances are omitted) the mean monthly values of the declination at every hour of the 24 in each of the months included in the series of observations ; the mean monthly values at each hour in the 12 months of each year are then put together, and a mean taken for every

* The maximum development of easterly disturbance deflection at Pekin appears to be a little before noon, and at Kew about an hour before midnight : and of westerly disturbance deflection at Pekin about 10 A.M., and at Kew about 6 or 7 A.M.

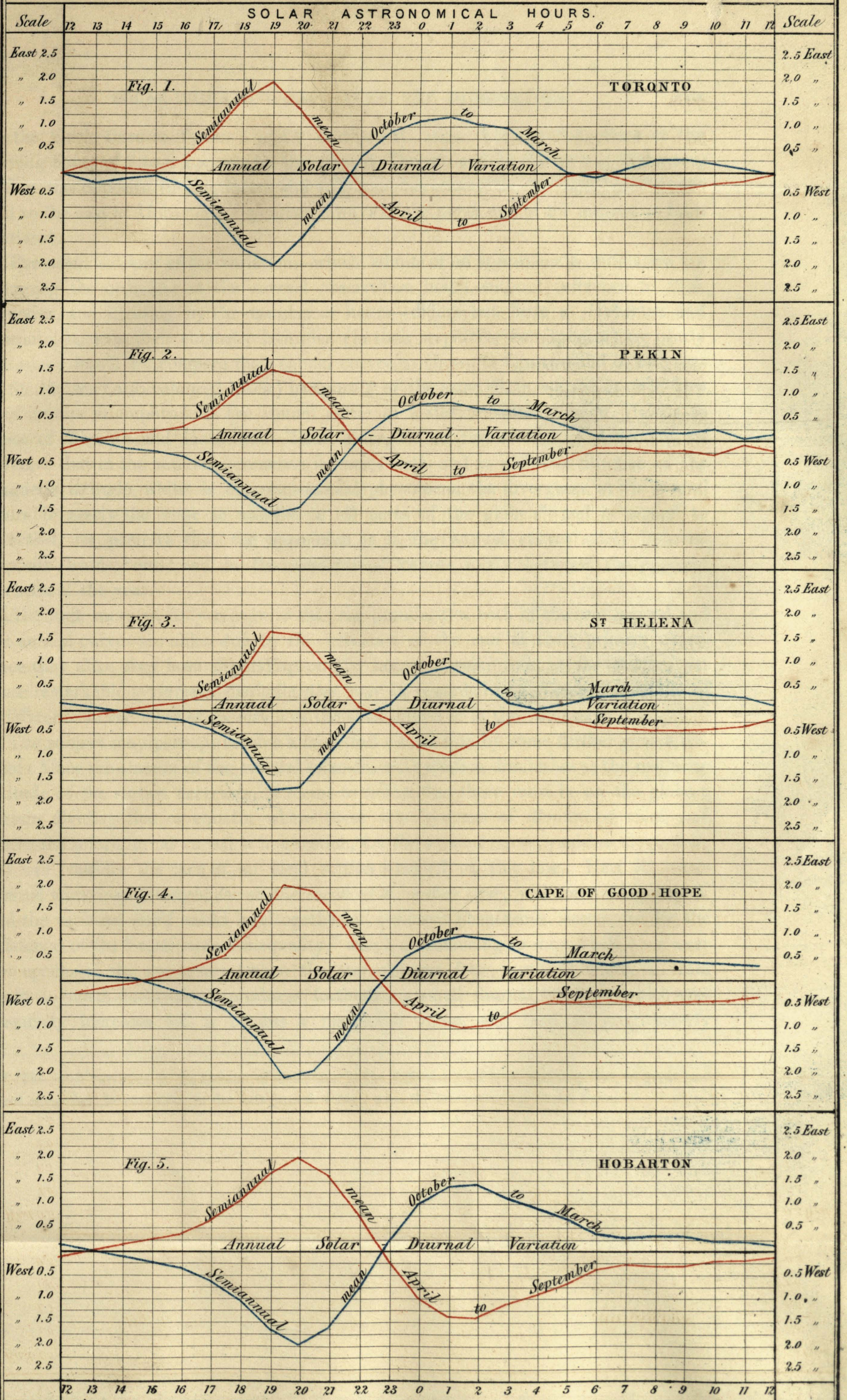
hour; the mean of these 24 means constitutes the mean declination in the year; and the differences between this value and the several hourly means supply the materials for either a tabular or a graphical representation of the *annual* solar-diurnal curve at the station. In this deduction the semi-annual differences from the annual curve are merged. The other part, or that which is dependent on the sun's declination, is obtained from the same observations, by collecting into one table the mean hourly values in each of the months when the sun is in the northern signs, and in another table the mean hourly values in each of the months when he is in the southern signs, yielding *semi-annual curves* for the six months from April to September, and the six months from October to March.


To speak first of the characteristic features of these semi-annual curves; on looking at them at every station for which they have yet been obtained, and distinguishing them by different colours,—red for April to September, and blue for October to March, while the intermediate annual curve is drawn in black,—we find that the divergence in opposite directions of the red and blue lines varies in the 24 hours in a systematic and astonishingly similar manner at all stations. This is exemplified in Plate I. where these curves are drawn for Toronto in America, Pekin in Asia,* St. Helena in the Mid-Atlantic, the Cape of Good Hope in Africa, and Hobarton in Tasmania. The divergence at the several hours of mean time at each station is shown by the ordinates measured from the curve of annual solar-diurnal variation at the station, which is represented for this purpose in this plate as a straight line in each of the five figures. We see that although the stations which the figures severally represent are some in the northern and some in the southern hemisphere, yet the *direction* of the divergence of either the red or the blue curve, at any particular hour, from the annual curve represented by the straight black line, is the same in all the figures; for example, at 7 or 8 A.M. the divergence is in every figure above the line, or to the east, in the red curve representing April to September,—and below the line, or to the west, in the blue line representing October to March;—and at 2 P.M. conversely the divergence in every figure is to the west in April to September,—and to the east in October to March. Also, although some of the stations are in what may be termed high, and others in what may be termed low magnetic latitudes, the *magnitude* of the divergence at the particular hours, as well as the direction, is nearly the same at all the stations.

When, on the other hand, we turn to the phenomena represented by the annual curves, we find that they exhibit a systematic *opposition* in the direction of the deflections at the same solar hours at places situated in opposite hemispheres. Thus the annual curves for Toronto and Hobarton, *represented in their true declination values*

* From the hourly observations of the unifilar magnetometer, 1852 to 1855 inclusive, published in the *Annales de l'Observatoire Physique Central de Russie*.

SEMIANNUAL INEQUALITY OF THE SOLAR-DIURNAL VARIATION OF THE DECLINATION





by the black lines in figures 1 and 3 of Plate II., show that the deflections at the turning hours of 7 to 8 A.M. are to the east at Toronto and to the west at Hobarton, and at the opposite turning hours of 2 to 3 P.M., conversely, to the west at Toronto and to the east at Hobarton; (speaking always of the *north* end of the magnet at both stations).

The *mean amount* of the variation—which admits of an approximate estimation by summing the ordinates at the several observation hours, without reference to their direction, and dividing by the number of hours—differs but little at Hobarton and Toronto, because their magnetic latitudes (in their respective hemispheres) are nearly the same; but if we compare their annual curves, as shown in figures 1 and 3, with that of St. Helena (also coloured black) in figure 2 of the same plate, we see at once how very inferior in amplitude is the annual curve of a station situated as St. Helena to those of Toronto and Hobarton. Thus, in regard to the *amount* of deflection, we perceive that in the annual phenomena it varies with and is a certain function of the magnetic latitude, whilst in the semi-annual phenomena the divergence at the several hours is nearly the same in amount in all parts of the globe;* and in regard to *direction*, we perceive that the opposition is in the annual curves solely between opposite hemispheres, and in the semi-annual curves solely between the opposite portions of the year.

Although we must fully recognize that the peculiarities both of the semi-annual and the annual curves are alike due to the influence of the sun as their primary cause, since they alike obey laws depending on the hours of solar time at the station, yet these remarkable systematic dissimilarities may be regarded as sufficient indications of a difference in the *mode of operation* of the solar influence in the two cases.

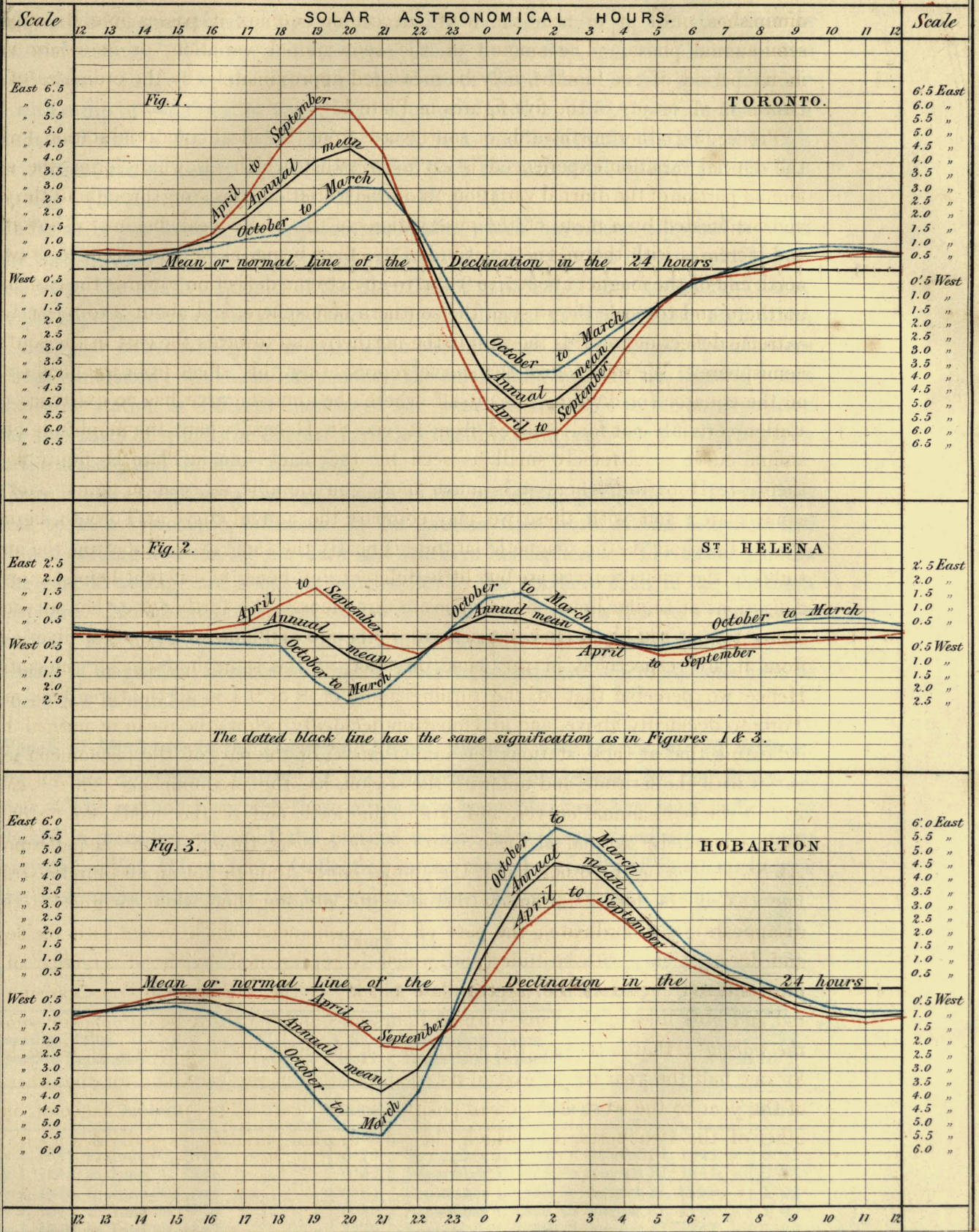
The subject may perhaps receive a more full elucidation by some further generalization. Since the amount of the *annual* solar-diurnal variation diminishes as the magnetic latitude of the station decreases, it seems to follow that there must be on the globe a certain dividing line or equator where these two systems of diminution meet, and where the solar-diurnal variation in question, *i.e.* the *annual* curve, vanishes altogether. We will consider the case of an ideal station situated on this line. Here all solar-diurnal variation, *if sought for on the mean of the entire year*, will have disappeared, and the variation itself would be altogether an unknown phenomena, were it not for the existence of the “semi-annual inequality,” which commencing to show itself at or near the epochs of the equinoxes (when the sun changes from north to south, or from south to north declination) produces forthwith a small diurnal variation, which progressively increases till it attains a maximum value, and then as progressively

* The small variation in the amount of deflection at the different stations is probably due, in great part if not altogether, to variations in the antagonistic force; *viz.*, the terrestrial horizontal force.

diminishes, until at or near the next succeeding equinox it passes into its opposite semi-annual phase. The amount of the semi-annual variation, or its *mean* value in its period of six months, may be measured approximately by the ordinates of the curves in all or any of the five figures in Plate I.

Proceeding either northwards or southwards from this ideal equatorial station, (where the diurnal variation experienced is *exclusively* that which elsewhere forms the semi-annual portion of the diurnal variation,) a diurnal variation subsisting throughout the year, and manifested by a mean of the observations of the whole year, begins to show itself, and increases with the magnetic latitude; its effect being, as we have seen, to draw the north end of the magnet about 7 to 9 A.M. to an extreme deflection towards the east in the northern and towards the west in the southern hemisphere, and about 2 to 3 P.M. to an extreme deflection towards the west in the northern and towards the east in the southern hemisphere. We may follow the curve representing this effect from the ideal station on the equator (or dividing line) itself, where the annual curve has no existence, to a station certainly not far removed from it, viz. St. Helena, where the amplitude of the annual curve is extremely small, as seen by the black line in Plate II. figure 2, and thence to Hobarton, where it is much more considerable, as seen in figure 3 of the same plate; and with these we may compare the annual curve at Toronto, figure 1, Plate II., where, as the magnetic latitude is nearly the same as at Hobarton, the amplitudes of the annual curves are but little different, but being in different hemispheres the deflections at similar hours are in opposite directions. We further see that at each of these stations the black curve carries with it the red and blue curves, whose divergences from it are respectively in the same direction at the same hours at all the stations. Hence we perceive that at the turning hours of 8 or 9 A.M. all the three lines are at Toronto decidedly above, and at Hobarton decidedly below, the mean or normal line; indicating that at these stations the annual curve, or the part of the phenomena which varies with the latitude and not with the season, has the predominance, since it carries with it the semi-annual curves, and causes the north end of the needle to be on the same side of the normal at these hours *at all seasons*, though to an unequal amount. At St. Helena on the other hand, the annual curve, though not an absolutely straight line (as at the ideal station on the absolute dividing line where magnetic latitude disappears), is subordinate; the part of the phenomena which varies with the season and does not vary with latitude (and which is represented by the divergence of the blue and red lines from the intermediate black) is the predominant one, causing the red and blue lines at the same turning hours of 8 and 9 A.M. to be on *opposite sides of the normal*; that is to say, the north end of the magnet is deflected at these hours for one half the year to the east of its mean position in the year, and for the other half of the year to the west of its mean position in the year. The predominance of one or other of the two parts, into which the solar-diurnal variation thus divides itself, may

ANNUAL AND SEMI-ANNUAL MEANS OF THE DIURNAL VARIATION OF THE DECLINATION.





perhaps advantageously serve to discriminate between two classes of stations, one of which may be characterized as (magnetic) middle latitude stations, and the other as equatorial stations. Toronto and Hobarton belong to the first, and St. Helena to the second class. Judged by this criterion, the Cape of Good Hope, in 34° south latitude and with a dip of -53° 22' in 1845, is an equatorial station, and Algiers, in 36° north latitude and with a dip of +57° 20' in 1842, is a middle-latitude station; although these stations are so nearly equi-distant from both the terrestrial equator and the line of no dip. (Explor. Scientifique de l'Algérie II. p. 21).

As far as is yet known, the apparent anomalies which have been supposed to exist in the turning hours of the solar-diurnal variation at stations in the high or middle latitudes, where the relative amount of the disturbance variation is very considerable, arise from the superposition of the disturbance and solar-diurnal variations upon each other, and disappear either wholly or in part when the influence of the larger disturbances has been eliminated; whilst, in like manner, the small differences in the turning hours at the same station in different months of the year are traceable to the superposition of the two parts of which the diurnal variation itself is composed, one of which varies with the season, and the other does not.

There is one exception to the last remark in the preceding paragraph. There does appear to be a systematic difference in the precise time both of the forenoon and afternoon turning hours in the northern and southern hemispheres. The turning hours on the general average are about an hour earlier in the northern than in the southern hemisphere. No adequate physical explanation presents itself for this very remarkable difference; and it is desirable that the fact itself should be further investigated by the extension of magnetical observations in the southern hemisphere, where stations have as yet been few in number.

Epoch of Minimum in the Decennial Period, deduced from the Ratios in different Years of the aggregate Values of the Disturbances occasioned by the Magnetic Storms.—The method by which these ratios have been obtained has been sufficiently explained in preceding pages of the present volume, as well as elsewhere. (Toronto Observations, Vol. III. p. ix.) Collecting in one view the results of the disturbances of the *declination* obtained at the four colonial observatories, we have as follows:—

TABLE CII.

Toronto.			St. Helena.		
Separating Value	- - -	5'0	Separating Value	- - -	1'78
Proportion Separated	- - -	1 in 17	Proportion Separated	- - -	1 in 13'7
Intervals.	Ratios.	Intervals.	Ratios.		
July 1, 1842, to June 30, 1843	- - -	0'74	September 1, 1842, to August 31, 1843	- - -	0'91
July 1, 1843, to June 30, 1844	- - -	0'52	September 1, 1843, to August 31, 1844	- - -	0'75
July 1, 1844, to June 30, 1845	- - -	0'64	September 1, 1844, to August 31, 1845	- - -	1'02
July 1, 1845, to June 30, 1846	- - -	0'82	September 1, 1845, to August 31, 1846	- - -	1'02
July 1, 1846, to June 30, 1847	- - -	1'39	September 1, 1846, to August 31, 1847	- - -	1'29
July 1, 1847, to June 30, 1848	- - -	1'63			

TABLE CII.—*continued.*

Cape of Good Hope.				Hobarton.					
Separating Value	-	-	-	1'88	Separating Value	-	-	-	2'48
Proportion Separated	-	-	-	1 in 10	Proportion Separated	-	-	-	1 in 10'5
Intervals.		Ratios.		Intervals.		Ratios.			
October 1, 1841, to March 31, 1842	-	-	1'53	January 1, 1841, to December 31, 1841	-	-	1'49		
April 1, 1842, to March 31, 1843	-	-	0'78	January 1, 1842, to December 31, 1842	-	-	0'99		
July 1, 1843 to June 30, 1844	-	-	0'72	January 1, 1843, to December 31, 1843	-	-	0'50		
July 1, 1844, to June 30, 1845	-	-	0'85	January 1, 1844, to December 31, 1844	-	-	0'78		
July 1, 1845, to June 30, 1846	-	-	1'13	January 1, 1845, to December 31, 1845	-	-	0'63		
				January 1, 1846, to December 31, 1846	-	-	0'96		
				January 1, 1847, to December 31, 1847	-	-	1'38		
				January 1, 1848, to December 31, 1848	-	-	1'34		

In Table CIII., which exhibits the ratios of the aggregate values of the disturbances of the *Horizontal Force* in different years, it may be proper to explain why the disturbances at the Cape of Good Hope are not included. In deriving the ratios of disturbance in different years by the method pursued in these volumes, viz. by the employment of a separating value of constant amount throughout the whole interval comprised in the comparison, it is obviously pre-supposed that the value of the scale-coefficient has remained the same (or nearly the same) throughout the interval. By a reference to page lxxxii of this volume it will be seen that in the bifilar observations at the Cape the coefficient had three different values between October 1841 and June 1846; these changes are not such as to affect the inter-comparisons of the *monthly*, still less of the *hourly* values, or to interfere with the deduction of the corresponding monthly and hourly ratios; but they are far too great to admit of the comparative ratios in different *years*, being as satisfactorily deduced as at the other stations, except by the introduction of somewhat complicated as well as laborious corrections, which would not be required for any other purpose. It is not, however, difficult to perceive, from a consideration of the ratios shown in Table LXX. (p. lxxxiii of the present volume), that if such a process of correction had been carried out, the inferences from the Cape bifilar would not have been dissimilar in their general effect from those at the other stations.*

* The adoption of a *constant* value, as the measure of a disturbance to be included in the category of the larger disturbances at a particular observatory, is an essential feature in the method whereby the comparative amount of disturbance in different years is assigned: it is a distinctive peculiarity of the method which I have pursued in investigating the periodical laws of these phenomena, and which, so far as I am aware, has not been employed elsewhere. Its efficacy in assigning numerical proportions of the amount of disturbance in different years caused by the magnetic storms, was early foreseen, and was pointed out in the Phil. Trans. for 1851, Art. V. p. 127; when as yet observations to the end of 1845 were the latest available for the comparison, and when, from the observations at Toronto and Hobarton, 1843 was indicated as less disturbed than other years. It was anticipated in that memoir that by pursuing this method, the question of the greater prevalence of disturbance in particular years, or otherwise, must

TABLE CIII.

Toronto.			St. Helena.		
Separating Value $\cdot 0012$ parts of the Force. Proportion Separated, 1 in 12 $\cdot 5$.			Separating Value $\cdot 00076$ parts of the Force. Proportion Separated, 1 in 8.		
Intervals.		Ratios.	Intervals.		Ratios.
July 1, 1843, to June 30, 1844	- -	0 \cdot 35	January 1, 1843, to December 31, 1843	-	0 \cdot 64
July 1, 1844, to June 30, 1845	- -	0 \cdot 47	April 1, 1844, to December 31, 1844	-	0 \cdot 91
July 1, 1845, to June 30, 1846	- -	0 \cdot 55	January 1, 1845, to December 31, 1845	-	0 \cdot 84
July 1, 1846, to June 30, 1847	- -	1 \cdot 14	January 1, 1846, to December 31, 1846	-	1 \cdot 06
July 1, 1847, to June 30, 1848	- -	2 \cdot 49	January 1, 1847, to December 31, 1847	-	1 \cdot 55

Hobarton.		
Separating Value $\cdot 00088$ parts of the Force. Proportion Separated - - - 1 in 9.		
Intervals.		Ratios.
October 1, 1843, to September 30, 1844	-	0 \cdot 64
October 1, 1844, to September 30, 1845	- -	0 \cdot 47
October 1, 1845, to September 30, 1846	- -	0 \cdot 73
October 1, 1846, to September 30, 1847	- -	1 \cdot 20
October 1, 1847, to September 30, 1848	-	1 \cdot 95

Table CIV. exhibits the ratios of disturbance of the *Vertical Force* in different years at Toronto, St. Helena, and the Cape of Good Hope. The Hobarton observations are still in process of reduction.

In deducing the ratio at Toronto for the year ending June 30, 1844, the months of October 1842 to February 1843 have been substituted for October 1843 to February 1844, in consequence of the *Vertical Force* observations having been suspended in the latter interval. To this cause may possibly be due the slight excess in the ratio for 1843-1844 compared with that for 1844-1845. (Tor. vol. iii. p. xxix.)

receive its solution; and by adopting a similar method at observatories situated in different parts of the globe, the further question would be solved, whether the greater prevalence of disturbances of this class in particular years, should such be found to take place, were a local or a general phenomenon. It was the continued employment of this method in subsequent years which conducted to the discovery of the *decennial period* as one of the most striking of the periodical laws to which the magnetic storms are subject, and of its coincidence with the decennial period of the solar spots, as announced in the *Phil. Trans.* for 1852, Art. VIII. The object of this note is to show that the discovery referred to was by no means an accidental one, but was a consequence of a mode of research expressly devised in order to make known such a period if it existed; and for which purpose the *constancy* of the measure by which a large disturbance should be characterised is a necessary feature.

TABLE CIV.

TORONTO.		ST. HELENA.	
Separating value, '00026 parts of the Force. Proportion separated, 1 in 7.		Separating value, '0020 parts of the Force. Proportion separated, 1 in 6'4.	
Intervals.	Ratios.	Intervals.	Ratios.
July 1, 1843, to June 30, 1844	- 0'65	Jan. 1, 1843, to Dec. 31, 1843	- 0'72
July 1, 1844, to June 30, 1845	- 0'58	Apr. 1, 1844, to Dec. 31, 1844	- 0'60
July 1, 1845, to June 30, 1846	- 0'73	Jan. 1, 1845, to Dec. 31, 1845	- 0'68
July 1, 1846, to June 30, 1847	- 1'23	Jan. 1, 1846, to Dec. 31, 1846	- 1'99
July 1, 1847, to June 30, 1848	- 1'80		

CAPE OF GOOD HOPE.	
Separating value, '0006 parts of the Force. Proportion separated, 1 in 13.	
Intervals.	Ratios.
May 1, 1843, to April 30, 1844	- 0'60
May 1, 1844, to June 30, 1845	- 1'24
July 1, 1845, to June 30, 1846	- 1'16

The conclusion arrived at in the 2d Toronto Volume, p. xxii. (published in 1853),—when discussing the periodical characters exhibited by the larger disturbances as far as they had been then examined, viz. that 1843, 1844, and 1845 were years in which the amount of disturbance was considerably less than in the preceding years 1841 and 1842, or than in the following years 1846, 1847, and 1848,—appears to be confirmed by the more extensive scrutiny which has been since made, and of which the results are collected in Tables CII, CIII, and CIV. For the higher ratios in the years 1841 and 1842 we have to look to the disturbances of the Declination contained in Table CII, inasmuch as it was not until the second half of 1842 or the commencement of 1843, that the instruments and methods of observation of the horizontal and vertical forces were rendered such as to give systematic results in reference to the present subject. The constancy of the scale coefficient of the Declinometer, and the independence of its scale readings of effects arising from variations of the temperature of its magnet, give greater certainty and precision to the results of this element than can be claimed for the horizontal and vertical forces; but the general conclusion from them all is to the same effect, viz. that the ratios of disturbance in 1843, 1844, and 1845 are less than those in 1846, 1847, and 1848.

For the reasons already assigned for preferring in point of precision the declination results, and also because they have the advantage of comprehending the whole period

from the middle of 1842 to the middle of 1845, we may arrange the results in Table CII. so as to obtain from them a more precise approximation to the epoch of minimum which they indicate.

TABLE CV.

Ratios of Disturbances of the Declination caused by the Magnetic Storms from the middle of 1842 to the middle of 1845.

Station.	Middle of 1842 to Middle of 1843.		Middle of 1843 to Middle of 1844.		Middle of 1844 to Middle of 1845.	
	Intervals.	Ratios.	Intervals.	Ratios.	Intervals.	Ratios.
Toronto -	July 1 to June 30	0·74	July 1 to June 30	0·52	July 1 to June 30	0·64
St. Helena -	Sept. 1 to Aug. 31	0·91	Sept. 1 to Aug. 31	0·75	Sept. 1 to Aug. 31	1·02
Cape of Good Hope -	April 1 to Mar. 31	0·78	July 1 to June 30	0·72	July 1 to June 30	0·85
Hobarton -	July 1 to June 30	0·74	July 1 to June 30	0·64	July 1 to June 30	0·75
Means - -	- - -	0·79	- - -	0·66	- - -	0·81

The general and concurrent testimony of the disturbances of the declination at the four colonial Observatories appears, therefore, to mark the epoch of minimum as having occurred between the middle of 1843 and the middle of 1844.

By a reference to the Table in which Schwabe has recorded the results of his observations on the Solar Spots from 1826 to 1850 (Cosmos, vol. 3. p. 292, Longman's edition), it will be seen that the number of days free from spots visible on the sun's disk was much greater in 1843 and 1844 than in any of the years between 1835 on the one side, and 1850 (the termination of the Table) of the other side. The epoch of minimum of the solar spots and of the magnetic storms appears thus to be coincident.

From Table CII. we may obtain approximate values for the ratios of disturbance at the epochs of minimum and maximum of the magnetic storms; so far at least as the ratio at the epoch of maximum may be inferred from the observations at Toronto and Hobarton, which terminate (unfortunately), Toronto on June 30, 1848, and Hobarton on December 31, 1848; and do not, therefore, afford quite as satisfactory a result for the ratio at the epoch of maximum as at the epoch of minimum. The mean ratio at Toronto and Hobarton from the middle of 1843 to the middle of 1844 is $\left(\frac{0\cdot52 + 0\cdot64}{2} =\right)$ 0·58; and for the last year of observation at the same observatories $\left(\frac{1\cdot63 + 1\cdot34}{2} =\right)$ 1·485; the proportion of these two numbers to each other is as 1 to 2·56; whence we may infer that, as for the reason above

stated, it is probable that the ratio at the maximum might have somewhat exceeded 1.485 if the observations had extended to the middle or end of 1849, the amount of disturbance caused by the magnetic storms at the epoch of their maximum may be taken approximately as being about two and a half times greater than at the epoch of minimum.

Epoch of minimum in the Decennial Period, deduced from the comparative magnitude in different years of the extent or range of the Solar-diurnal Variation.—The series of longest duration from which comparative values of the extent of the solar-diurnal variation may be derived, is that furnished by the scale-readings of the Hobarton Declinometer, observed at the hours of 6h. 10m. A.M., 2h. 10m. P.M., and 10h. 10m. P.M. from January 1, 1841, to December 31, 1854, with no other interruption than during the month of April 1853. By deducting the mean scale-readings in each year at 6h. 10m. A.M., and at 10h. 10m. P.M., severally from those at 2h. 10m. P.M., we obtain the values by which the easterly declination at Hobarton at 2h. 10m. P.M. exceeded the amount at each of the two other observation hours, in the successive years from 1841 to 1854 inclusive. This should give a strictly comparative measure of these values; and furnish a result subject only to the influence of the disturbances which are not eliminated in the record from which the scale-readings are taken. It does not profess to represent, and does not furnish in either case, the *absolute* magnitudes of the diurnal range, inasmuch as the hours of 6h. 10m. A.M., 2h. 10m. P.M., and 10h. 10m. P.M. are not strictly those of the greatest westerly or greatest easterly deflections of the diurnal variation. Those hours are, however, sufficiently near the turning hours to afford by their inter-comparison results suitable to the purpose in view; viz., that of furnishing a *comparative* measure of the extent of the solar-diurnal variation in different years between certain fixed hours, and of exhibiting thereby evidence, of a distinct character to that contained in the preceding pages, of a systematic coincidence between the phenomena of the solar spots, and of those of the magnetic affections which exhibit in other ways their connexion with and dependence on the sun, as well as of supplying a distinct indication of the particular time which should be regarded as the epoch of minimum in the so-called decennial period of the magnetic phenomena. Table CVI., in which these results are embodied, does not appear to require any special explanation.

TABLE CVI.

Hobarton.—Comparative extent of the range, in different years, of the Solar-diurnal variations of the declination between the hours of 6h. 10m. A.M., 2h. 10m. P.M., and 10h. 10m. P.M. of local time; the larger disturbances not being eliminated.

Years.	2 ^h . 10 ^m . P.M.— 6 ^h . 10 ^m . A.M.	2 ^h . 10 ^m . P.M.— 10 ^h . 10 ^m . P.M.	Mean of the two Comparisons.
1841	5·95	6·28	6·12
1842	5·20	5·67	5·43
1843	5·18	5·15	5·17
1844	5·13	5·66	5·39
1845	5·76	5·68	5·72
1846	5·86	6·13	6·00
1847	6·28	6·40	6·34
1848	7·92	7·27	7·60
1849	7·67	6·72	7·20
1850	8·64	6·14	7·39
1851	6·07	6·19	6·13
1852	6·50	6·99	6·74
1853	5·89	6·55	6·22
1854	5·49	5·93	5·71

The year 1843 is the epoch of minimum; 1848, or, upon a general view, between 1848 and 1849, the epoch of maximum. The slight differences from a regular progression are not more than might, with probability, be ascribed to the influence of the magnetic disturbances which are not eliminated from the values in this Table.

The series of next longest duration is that furnished by the Declinometer observations at Toronto, which were maintained at the hours of 6 A.M., 2 P.M., and 10 P.M., from January 1, 1841, to December 31, 1851, inclusive. The results are contained in Table CVII., showing, in the respective columns, how much, in the several years, the westerly declination at 2 P.M. exceeded that at 6 A.M. and at 10 P.M.

TABLE CVII.

Toronto.—Comparative extent of the range, in different years, of the Solar-diurnal Variation of the Declination between the hours of 6 A.M., 2 P.M., and 10 P.M. of local time; the larger disturbances not being eliminated.

Years.	2 P.M.—6 A.M.	2 P.M.—10 P.M.	Mean of the two Comparisons.
1841	8 ¹ ·23	7 ¹ ·25	7 ¹ ·74
1842	7 ¹ ·22	6 ¹ ·01	6 ¹ ·61
1843	7 ¹ ·02	5 ¹ ·48	6 ¹ ·25
1844	7 ¹ ·10	6 ¹ ·24	6 ¹ ·67
1845	7 ¹ ·53	5 ¹ ·79	6 ¹ ·66
1846	7 ¹ ·38	8 ¹ ·85	7 ¹ ·11
1847	8 ¹ ·72	6 ¹ ·50	7 ¹ ·61
1848	9 ¹ ·24	6 ¹ ·87	8 ¹ ·05
1849	9 ¹ ·61	7 ¹ ·38	8 ¹ ·49
1850	9 ¹ ·00	6 ¹ ·80	7 ¹ ·90
1851	8 ¹ ·63	6 ¹ ·40	7 ¹ ·52

The year 1843 is again the year of minimum, and 1849 is the year of maximum. The progression is quite as regular as in the Hobarton Table (CVI.), if not more so.

A third series is furnished by the Declinometer observations at St. Helena at the hours of 8 A.M. and noon, from January 1, 1841, to June 30, 1849, when the detachment of artillery was withdrawn from the Island. The results are shown in Table CVIII.

TABLE CVIII.

St. Helena.—Comparative extent of the range, in different years, of the Solar-diurnal Variation of the Declination between the local hours of 8 A.M. and noon; the larger disturbances not being eliminated.

Years.	Difference between 8 a.m. and Noon.
1841	2 ¹ ·64
1842	2 ¹ ·74
1843	2 ¹ ·55
1844	2 ¹ ·81
1845	3 ¹ ·08
1846	2 ¹ ·78
1847	3 ¹ ·37
1848	3 ¹ ·48
1849	(Six Months)3 ¹ ·68

The year 1843 is again the year of minimum; and 1848 or 1849 (the latter being an incomplete year) that of maximum. The progression is somewhat less regular than at Hobarton or Toronto, which may be explained by there having been only a single comparison at St. Helena, instead of a double comparison as at the other two stations.

In the preceding Tables CVI., CVII., and CVIII., the deficiencies in magnitude of the diurnal range of the declination in different years have been derived from the comparison of observations at certain hours of local time continued through the whole series, and subject to magnetic disturbances not eliminated, and for which no correction has been made. But as the hours of comparison were in no instance those of the extreme limits of the diurnal range, it may be desirable to exhibit also a comparison of the extreme diurnal range of the solar variation in each year; and to take these from the tables of normals, computed after the separation and omission of the larger disturbances,—because these latter are themselves subject, as has been shown, to a periodical variation of the same character as that which is sought to be investigated by the comparisons of the solar-diurnal range; the combination may, therefore, to a certain degree, affect (and at stations where the mean effects of the magnetic storms are considerable, even wholly mask,) the characters of the solar-diurnal variation upon which they are superposed. The authority for the results in the tables which follow and which show the *extreme* ranges, is contained in the several tables of corrected normals for every month and hour, computed after the separation of the larger disturbances.

TABLE CIX.

Hobarton.—Extreme range of the Solar-diurnal Variation of the Declination in different years, derived from hourly observations from which the larger disturbances have been excluded.

Years.	April to September.	October to March.	Mean of the Year.
1841	5'75	11'05	8'40
1842	5'11	10'58	7'84
1843	5'22	10'12	7'67
1844	5'04	10'42	7'73
1845	5'40	11'50	8'45
1846	5'75	12'00	8'88
1847	6'60	13'35	9'98
1848	8'20	13'45	10'82
Means { 1843 to 1848. }	6'03	11'81	8'92

TABLE CX.

Toronto.—Extreme range of the Solar-diurnal Variation of the Declination in different years, derived from hourly observations from which the larger disturbances have been excluded.

Year ending.	April to September.	October to March.	Mean of the Year.
June 30, 1844 -	11'32	6'02	8'67
" 1845 -	12'33	6'42	9'38
" 1846 -	12'11	6'70	9'41
" 1847 -	12'26	7'61	9'94
" 1848 -	14'41	9'78	12'09
Means -	12'40	7'31	9'90

TABLE CXI.

St. Helena.—Extreme Range of the Solar-diurnal Variation of the Declination in different years, derived from hourly observations from which the larger disturbances have been excluded.

Years.	April to September.	October to March.	Mean of the Year.	—
1841	3'27	3'79	3'53	8 Months only.
1842	3'09	4'20	3'64	
1843	2'84	4'16	3'50	
1844	3'02	4'53	3'78	
1845	3'25	4'62	3'93	
1846	3'65	4'86	4'25	
1847	3'33	4'89	4'11	
Means -	3'21	4'44	3'82	

The conclusions from Tables CIX., CX., and CXI. differ in no respect from those previously drawn from Tables CVI., CVII., and CVIII. The details exhibit, as might be expected, a somewhat greater degree of regularity, but the years of minimum and maximum are, as before, 1843 and 1848. If we take from Tables CIX. and CX.

the *extreme* range at Hobarton in 1843—1844 as 7'·70, and in 1848 as 10'·82; and at Toronto in 1843—1844 as 8'·67, and in 1848 as 12'·09; we may obtain from these values the ratios of the ranges at the epochs of minimum and maximum; viz., at Hobarton as 1 to 1·41, and at Toronto as 1 to 1·39. The *comparative* ranges taken from Tables CVI., CVII., and CVIII. give nearly the same ratios; viz., Hobarton, 1843—1844, 5'·28; 1848—1849, 7'·40; ratio, 1·40: Toronto, 1843—1844, 6'·46; 1848—1849, 8'·27; ratio, 1·28: St. Helena, 1843—1844, 2'·68; 1848—1849, 3'·58; ratio, 1·34. The range of the solar-diurnal variation of the declination appears, therefore, by the observations at the three stations, to be between one third and one half greater at the epoch of maximum than at that of minimum. The proportionate increase in the disturbances produced by the magnetic storms at the two epochs is considerably greater than is here derived from the comparison of the solar-diurnal ranges at the same epochs; being (at Toronto and Hobarton) approximately as 2·5 to 1. Should this difference be confirmed by subsequent observation, the magnitude of the variation in the amount of the ratios should give a preference to the conclusions drawn from the magnetic storms over those derived from the variation of the solar-diurnal ranges.

Tables CXII. and CXIII. exhibit the average magnitudes of the extreme daily ranges of the inclination and total force at Toronto and Hobarton in the years from 1843 to 1848, derived from the hourly observations of the horizontal and vertical force magnetometers, from which the larger disturbances have been excluded.

TABLE CXII.

TORONTO.						
Years ending June 30.	Inclination.			Total Force.		
	April to September.	October to March.	Mean of the whole Year.	April to September.	October to March.	Mean of the whole Year.
1844	1·21	0·64	0·93	Parts of Force. ·00038	Parts of Force. ·00022	Parts of Force. ·00030
1845	1·46	0·90	1·17	·00037	·00026	·00031
1846	1·36	0·78	1·08	·00037	·00025	·00031
1847	1·63	1·01	1·32	·00045	·00023	·00034
1848	1·75	1·46	1·60	·00039	·00033	·00036
Means - -	1·48	0·96	1·22	·00038	·00026	·00032

TABLE CXIII.

HOBARTON.						
Years ending Sept. 30.	Inclination.			Total Force.		
	April to September.	October to March.	Mean of the whole Year.	April to September.	October to March.	Mean of the whole Year.
1844	0·76	1·25	1·00	Parts of Force. ·00039	Parts of Force. ·00044	Parts of Force. ·00041
1845	0·78	1·27	1·03	·00038	·00044	·00041
1846	0·95	1·65	1·29	·00038	·00048	·00043
1847	1·22	1·56	1·39	·00043	·00046	·00044
1848	1·44	2·08	1·77	·00048	·00062	·00055
Means - -	1·03	1·56	1·30	·00041	·00049	·00045

Tables CXII. and CXIII. exhibit the same phenomenon of an increase in the range of the solar-diurnal variations of the inclination and of the total force, between 1843 and 1848, as the preceding tables had shown in respect to the declination. The ratios of the increase between the years of minimum and of maximum have also about the same average value as those of the declination specified in the comments on Tables CIX., CX., and CXI.

As the general result of this investigation, it may therefore be concluded, both from the phenomena of the magnetic storms and from those of the variation in the magnitude of the range of the solar-diurnal variation, that the epoch of the minimum of the decennial period of the magnetic variations took place towards the end of 1843 or beginning of 1844, and that of the maximum between the middle of 1848 and middle of 1849.

It has been customary from the commencement of the investigation of the solar-diurnal variation, to represent the phenomena of the declination, whether in the northern or southern hemispheres, as deflections of the *north* end of the magnet to the east or west of its mean position in the 24 hours; whilst in the case of the inclination the phenomena have been expressed, in the northern hemisphere as an increase or decrease of the dip of the *north* end, and in the southern hemisphere as an increase or decrease of the dip of the *south* end. This difference in the mode of representing cognate phenomena seems to be at the least unsymmetrical, and may have the further inconvenience of causing additional perplexity in attempts to generalize them. It is obvious that the phenomena of the declination, equally with those of the dip, admit of a representation referred to the north end in the northern hemisphere, and to the south end in the southern hemisphere. Adopting this language, and limiting our view

for the moment to the middle latitudes of each hemisphere, we may describe the solar-diurnal variation of the declination as consisting (in its most striking features) of an extreme deflection of the north end in the northern, and of the south end in the southern hemisphere, to the east in the forenoon and to the west in the afternoon; the solar-diurnal variation of the inclination will then be similarly described as an extreme increase of north dip in the northern and of south dip in the southern hemisphere in the forenoon, and an extreme decrease of north dip in the northern and of south dip in the southern hemisphere in the afternoon. Pursuing still the same mode of representation, we may describe the solar-diurnal variation of the total force as presenting a minimum of northern force in the northern and of southern force in the southern hemisphere in the forenoon, and a maximum of northern force in the northern and of southern force in the southern hemisphere in the afternoon.

So far we have spoken of the middle latitudes of either hemisphere; but it is known that as the dividing line between the two magnetic hemispheres is approached, we find that the phenomena of the declination which have been thus described, which belong to one portion of the solar-diurnal variation of that element, diminish in amount, whilst those which belong to the other portion, (*i.e.* the phases of what has been called the semi-annual inequality,) constitute more and more exclusively the solar-diurnal variation of the declination in the equatorial zone. These phases are distinguished (as the name imports) by *semi-annual* characteristics, and do not present, like the phenomena previously described, any *hemispherical* opposition of character. The deflection of the north end of the magnet to the east in the forenoon and to the west in the afternoon, described above as taking place *throughout the year* in the middle latitudes of the northern hemisphere, here takes place only during the months from *April to September*; and similarly the deflection of the south end to the east in the forenoon and to the west in the afternoon, described above as taking place *throughout the year* in the middle latitudes of the southern hemisphere, here takes place only during the months from *October to March*. These phenomena of the semi-annual inequality are common to both hemispheres, and prevail, with comparatively little difference of amount, generally over the globe. But while their absolute magnitude is everywhere nearly the same (presenting only such differences as may be ascribed to the variations in amount of the antagonistic force, namely the terrestrial horizontal force), they constitute, as we have seen, in the magnetically equatorial zone, the *paramount* characteristic of the solar-diurnal variation of the declination; whilst in the extra-tropical regions they are *subordinate*, and manifest themselves, in the northern hemisphere, in the form of an increase in the amount of the forenoon and afternoon deflections of the north end of the magnet from April to September, and, in the southern hemisphere, in the form of an increase in the amount of forenoon and afternoon deflections of the south end from October to March. From Tables CXII. and CXIII. we may learn that a corresponding semi-annual inequality takes place in the solar-diurnal variations of the inclination and of the total force: the mean amount

of the diurnal range of the dip of the north end of the magnet is increased from April to September and decreased from October to March in the northern hemisphere; whilst, in the southern hemisphere, the mean diurnal range of the south end is increased from October to March and decreased from April to September: and in the total force, the mean diurnal range is increased from April to September and decreased from October to March in the northern hemisphere; and in the southern hemisphere the mean diurnal range is increased from October to March and decreased from April to September.

Present duration of the so-called Decennial Period of the Terrestrial Magnetic Variations dependent on the Sun.—By the preceding investigation, the latter part of 1843 or the early part of 1844 is indicated by the concurrent testimony of the observations at the British colonial observatories between the years 1841 and 1851, as having been the epoch of minimum both of the magnetic storms and of the range of the solar-diurnal variations of the three magnetic elements.

The mean monthly determinations of the diurnal variation of the declination at Paris between 1820 and 1830, derived by MM. Barrat and Thomon from the registers of M. Arago's observations, preserved in the Library of the Institute, have enabled a corresponding conclusion to be drawn in regard to the epoch of minimum of the range of the diurnal variation of that element between those years. A *resumé* of these observations was first published in 1854, after M. Arago's decease, in the volume in which his Meteorological Essays were collected. Neither the editors of that volume, MM. Barrat and Thomon, nor M. Arago himself, appear to have been aware of the importance of M. Arago's observations in their bearing on the subject of the variation of the diurnal range which we are now considering. The monthly results were arranged in such manner as to exhibit the mean variation of the range in the *different months of the year*; but no conclusion was drawn, nor was any reference whatsoever made to the existence of a variation in the diurnal range in *different years*. This application was supplied by myself in an editor's note to the English translation of Arago's Meteorological Essays, published in 1855, in which the mean diurnal variation in the different years between 1821 and 1830 was derived from the general *resumé* which had been published by MM. Barrat and Thomon, and was shown to be as follows: (*Arago's Meteorological Essays*, English translation, p. 355–357)—

TABLE CXIV.

	Years.	Mean Diurnal Range.
	1821	9
1822	8	49·7
1823	8	09·4
1824	8	12·0
1825	9	40·1
1826	9	45·7
1827	11	18·6
1828	11	36·2
1829	13	43·7
1830	12	23·7

The minimum is here shown to have been in 1823—1824, and the maximum in 1829. The effects of the disturbances remain in the results in Table CXIV, nor does the *resumé* afford any means of eliminating them, or of making a correction for them.

I am not aware that there exists any series of observations from which the corresponding intermediate epoch of minimum (in 1833—1834) may be concluded; but from the observations between 1820 and 1830, and those between 1840 and 1850, giving in one case 1823—1824, and in the other case 1843—1844 as the decided epoch of minimum, the designation of a *decennial* period would appear to be so far applicable.

Anxious to extend the investigation to the succeeding epoch presumed to be likely to occur in 1853—1854, (previous to which epoch the British colonial observatories had unfortunately terminated,) I have availed myself of the series of hourly observations of the declination made at Pekin from January 1, 1852, to October 31, 1855, under the superintendence of M. Scatchkoff, attached to the Russian Mission at Pekin, by Chinese observers trained by himself. These observations are published by M. Kupffer in the “*Annales de l’Observatoire Physique Central de Russie.*” Proceeding with them precisely in the manner described in the case of those of the British observatories, and employing 2′·25 of arc as a separating value for the larger disturbances, the number of observations so separated during the 3 years and 10 months is 1864, being 1 in 17·5 of the whole body of observations (32,669). The aggregate value of the disturbances in each year was as follows:

1852 ; 12 months ;	1678·4 minutes of arc.
1853 ; 12 months ;	1365·8 ”
1854 ; 12 months ;	1313·1 ”
1855 ; 10 months ;	1905·5 ”

Enlarging the aggregate value for 1855 by its fifth part (to supply the deficiency of the two missing months of that year), we have as its representative value 2286·6 minutes of arc; and substituting 2286·6 for 1905·5, we have a total aggregate value of disturb-

ance in the 4 years of 6643'9, and an average annual value of 1661'0. Putting then $1661'0 = 1'00$, we have the ratios of disturbance in the different years to the mean annual value as follows:—

1852; 1'01 to 1'00
 1853; 0'82 to 1'00
 1854; 0'79 to 1'00
 1855; 1'38 to 1'00;

whence we may infer that the epoch of minimum took place in the latter part of 1853, or early in 1854. We have thus three epochs of recurring minimum:

1823—1824
 (wanting)
 1843—1844
 1853—1854;

and we are thus led to infer, from all the concurrent testimony that has been adduced, that the period in question, so far as the solar magnetic variations are concerned in its determination, is at present entitled to the appellation of “decennial” as the nearest representative of the number of terrestrial years which it includes; and that in that respect it corresponds strictly with the conclusion announced by Schwabe in regard to the solar spots, that “the numbers in the table” (containing the results of his observations) “leave no reason to doubt that, at least from 1826 to 1850 the solar spots have shown a period of about *ten years*, with maxima in 1828, 1837 and 1848, and minima in 1833 and 1843. (*Cosmos*, English translation, Vol. III. p. 291, Longman's edition.)

PEKIN.

Having been induced by the interest of the preceding investigation to examine the hourly observations of the declination at Peking, with a view to the deduction of the laws of the disturbances at that station, it has appeared desirable to take the present opportunity of communicating the general results of that examination, on account of their connexion in so many points with the discussions in this volume.

Analysis of the larger disturbances.—The separating value of 2'25 having been decided upon, as already stated, the number of separated observations, forming the body from which the laws of the disturbances were to be inferred, was found to amount to 1864 in the 3 years and 10 months; and the aggregate value of disturbance

occasioned by them, computed in every case from the normals of the same month and hour, to 6262·8 minutes of arc, occurring in the different years as follows :

1852—12 months	-	-	-	1678·4 minutes of arc.
1853—12	„	-	-	1365·8 „
1854—12	„	-	-	1313·1 „
1855—10	„	-	-	1905·5 „

Giving weights to the different years proportioned to the number of months of observation in each, the ratios are as follows :—

1852	-	-	-	1·01 to 1
1853	-	-	-	0·82 to 1
1854	-	-	-	0·78 to 1
1855	-	-	-	1·38 to 1

The aggregate values in the different years being divided into easterly and westerly deflections, the values of each are shown in Table CXV.

TABLE CXV.

1852	-	-	-	732·8 Easterly	-	945·6 Westerly.
1853	-	-	-	563·0 „	-	802·8 „
1854	-	-	-	631·6 „	-	681·5 „
1855	-	-	-	998·3 „	-	907·2 „
Total in the 3 years and 10 months				} 2925·7	„	- 3337·1

The westerly deflections preponderate in the ratio of 1·21 to 1; consequently the general effect of the larger disturbances is slightly to increase the present west declination at Pekin.

Table CXVI. exhibits the aggregate values distributed into the several *months* of their occurrence, together with the ratios which the values in each month bear to the mean monthly value, or average of all the months.

TABLE CXVI.

Months.	1852.	1853.	1854.	1855.	Monthly Means.	Ratios.	Months.
January - -	46·0	17·4	114·5	15·9	48·4	0·37	January.
February - -	263·2	52·7	126·1	44·1	121·5	0·92	February.
March - -	147·2	217·9	323·4	90·2	194·7	1·47	March.
April - -	186·9	121·0	166·1	78·3	138·1	1·04	April.
May - -	191·7	131·7	62·0	444·1	207·4	1·56	May.
June - -	174·6	137·9	46·4	470·8	207·4	1·56	June.
July - -	177·6	189·6	205·4	311·1	220·9	1·67	July.
August - -	92·6	141·3	69·5	106·9	102·6	0·77	August.
September - -	179·0	167·9	93·4	90·8	132·8	1·00	September.
October - -	67·4	72·0	62·3	253·3	113·8	0·86	October.
November - -	69·5	60·3	19·2	—	49·7	0·37	November.
December - -	82·7	56·1	24·8	—	54·5	0·41	December.
Sum of the monthly means - -					1591·8		
Mean monthly value - - $\frac{1591·8}{12} =$					132·6		

The disturbances at Peking have a maximum at or about the June solstice, and a minimum at or about the December solstice.

In the first respect, viz., in having a maximum at or about the June solstice, they differ from the results obtained at any other station which has been hitherto examined; the June solstice being, on the contrary, the epoch of *minimum* at Toronto, Hobarton, St. Helena, and the Cape of Good Hope.

In having an epoch of minimum at or about the December solstice, Peking agrees with Toronto only. At Hobarton, St. Helena, and the Cape, the December solstice is the epoch of maximum.

Peking otherwise participates in the general feature of a tendency to increased disturbance at the equinoxes, when compared with the months on either side of them. At Toronto this tendency becomes a more than usually marked feature, the ratios in April and September much exceeding those in June and December, thus rendering April and September the months of absolute maximum at that station.

To afford a satisfactory conclusion at any station in regard to the *months* most affected by disturbance, however, it is desirable that the observations should extend over a period of at least five or six years.

DISTURBANCES OF THE DECLINATION.

cxxxix

Table CXVII. exhibits the aggregate values of the disturbances distributed into the different *hours* of their occurrence; and Table CXVIII., the same separated into their easterly and westerly constituents; together with, in each case, the ratios at the several hours to their respective mean hourly values.

TABLE CXVII.

Aggregate Values.

Pekin Astronomical Time.	1852.	1853.	1854.	1855.	Sums in the 3 Years and 10 Months.	Ratios.	Pekin Civil Time.	
H. M.							H. M.	
18 06	80·6	49·7	60·9	47·3	238·5	0·9	6 06 a.m.	
19 06	119·9	34·8	72·6	61·7	289·0	1·1	7 06 a.m.	
20 06	126·5	61·6	80·4	102·9	371·4	1·4	8 06 a.m.	
21 06	169·1	76·7	114·2	114·6	474·6	1·8	9 06 a.m.	
22 06	136·6	106·0	113·9	125·0	481·5	1·8	10 06 a.m.	
23 06	100·5	122·2	87·0	146·7	456·4	1·7	11 06 a.m.	
0 06	74·7	78·8	81·1	136·9	371·5	1·4	0 06 p.m.	
1 06	77·8	51·0	47·6	138·4	314·8	1·2	1 06 p.m.	
2 06	72·7	56·5	34·1	129·9	293·2	1·1	2 06 p.m.	
3 06	68·6	61·7	46·7	94·5	271·5	1·0	3 06 p.m.	
4 06	58·6	57·6	54·1	81·4	251·7	1·0	4 06 p.m.	
5 06	67·4	87·4	57·8	67·9	280·5	1·1	5 06 p.m.	
6 06	64·9	57·6	42·5	68·8	233·8	0·9	6 06 p.m.	
7 06	68·7	69·1	51·0	55·9	244·7	0·9	7 06 p.m.	
8 06	36·2	67·5	42·5	54·3	200·5	0·8	8 06 p.m.	
9 06	38·9	23·0	25·0	47·0	133·9	0·5	9 06 p.m.	
10 06	29·8	47·7	34·8	49·0	161·3	0·6	10 06 p.m.	
11 06	43·9	20·6	18·6	51·6	134·7	0·5	11 06 p.m.	
12 06	30·6	26·0	41·2	54·3	152·1	0·6	0 06 a.m.	
13 06	24·1	21·9	44·8	53·7	144·5	0·6	1 06 a.m.	
14 06	48·6	34·3	38·4	60·5	181·8	0·7	2 06 a.m.	
15 06	30·0	63·9	43·8	67·2	204·9	0·8	3 06 a.m.	
16 06	38·4	37·6	43·1	49·9	169·0	0·7	4 06 a.m.	
17 06	71·3	52·6	37·0	46·1	207·0	0·8	5 06 a.m.	
Total in the Three Years and 10 Months					-	6262·8		
Mean hourly value					-	$\frac{6262·8}{24}$	=	260·9

CXVIII.

Easterly and Westerly Deflections.

Pekin Astronomical Time.		Disturbances.		Ratios.		Pekin Civil Time.
		Easterly.	Westerly.	Easterly.	Westerly.	
H.	M.					H. M.
18	06	86·3	152·2	0·7	1·1	6 06 a.m.
19	06	90·1	198·9	0·7	1·4	7 06 a.m.
20	06	134·0	237·4	1·1	1·7	8 06 a.m.
21	06	183·1	291·5	1·5	2·1	9 06 a.m.
22	06	153·8	327·7	1·3	2·4	10 06 a.m.
23	06	174·9	281·5	1·4	2·0	11 06 a.m.
0	06	177·5	194·0	1·5	1·3	0 06 p.m.
1	06	143·7	171·1	1·2	1·2	1 06 p.m.
2	06	139·8	153·4	1·1	1·1	2 06 p.m.
3	06	104·2	167·3	0·9	1·2	3 06 p.m.
4	06	88·6	163·1	0·7	1·2	4 06 p.m.
5	06	110·0	170·5	0·9	1·2	5 06 p.m.
6	06	130·3	103·5	1·1	0·7	6 06 p.m.
7	06	142·4	102·3	1·2	0·7	7 06 p.m.
8	06	146·2	54·3	1·2	0·4	8 06 p.m.
9	06	80·1	53·8	0·7	0·4	9 06 p.m.
10	06	118·2	43·1	1·0	0·3	10 06 p.m.
11	06	98·3	36·4	0·8	0·3	11 06 p.m.
12	06	100·2	51·9	0·8	0·4	0 06 a.m.
13	06	89·4	55·1	0·7	0·4	1 06 a.m.
14	06	111·7	70·1	0·9	0·5	2 06 a.m.
15	06	135·2	69·7	1·1	0·5	3 06 a.m.
16	06	92·6	76·4	0·8	0·6	4 06 a.m.
17	06	95·1	111·9	0·8	0·8	5 06 a.m.
Total in the 3 Years } and 10 Months - }		2925·7	3337·1			
Mean hourly value -		121·9	139·0			

In viewing Table CXVII. the most striking feature which presents itself to notice is, that the hours of principal disturbance are those of the *day* exclusively. From 7 A.M. to 5 P.M. inclusive the ratios are above unity, and from 6 P.M. to 6 A.M. below unity. In this remarkable character, Pekin agrees with St. Helena and the Cape of Good Hope, and differs from Toronto and Hobarton, where the hours of the *night* are unmistakably those which are most disturbed. In Table CXVIII. we see that the

inferiority of disturbance during the hours of the night is a common feature both of the easterly and the westerly deflections at Pekin; as is also the case at St. Helena and the Cape. On comparing Table CXVIII. with Table LXV. in this volume, the resemblance is seen to be particularly striking between the ratios of the westerly deflections at Pekin, and of the easterly at the Cape; and conversely between the easterly at Pekin and the westerly at the Cape. The description of the phenomena at the one station, in the last few lines of the remarks in p. lxxv, is almost precisely applicable to those at the other station, substituting only easterly for westerly, and westerly for easterly.

Solar-diurnal Variation.—Table CXIX. exhibits, for the several months, the mean deflection of the magnet at every hour of mean solar time from its general mean position in the month, derived from the hourly observations from January 1, 1852, to October 31, 1855, omitting all the observations which differed 2'·25 of arc or more from the respective normals of the same month and of the same hour. The table exhibits also the annual and the semi-annual means. The sign + indicates that the north end of the magnet was to the east, and the sign — to the west, of its mean position.

TABLE CXIX.

Months.	PEKIN ASTRONOMICAL HOURS.											
	0h. 6 ^m .	1h. 6 ^m .	2h. 6 ^m .	3h. 6 ^m .	4h. 6 ^m .	5h. 6 ^m .	6h. 6 ^m .	7h. 6 ^m .	8h. 6 ^m .	9h. 6 ^m .	10h. 6 ^m .	11h. 6 ^m .
January - - -	-0'·65	-1'·24	-1'·35	-1'·05	-0'·40	+0'·11	+0'·14	+0'·11	+0'·23	+0'·29	+0'·42	+0'·45
February - - -	-0'·42	-1'·16	-1'·57	-1'·47	-0'·98	-0'·56	-0'·32	0'·00	+0'·07	+0'·06	+0'·39	+0'·48
March - - -	-0'·88	-2'·43	-2'·96	-2'·51	-1'·73	-1'·13	-0'·66	-0'·38	-0'·09	+0'·05	+0'·25	+0'·51
April - - -	-1'·85	-3'·21	-3'·60	-3'·14	-2'·25	-1'·46	-0'·51	-0'·22	-0'·19	-0'·04	+0'·08	+0'·31
May - - -	-2'·50	-3'·39	-3'·21	-2'·84	-1'·84	-1'·03	-0'·27	-0'·21	-0'·39	-0'·36	-0'·29	+0'·01
June - - -	-1'·96	-2'·80	-3'·38	-3'·12	-2'·60	-1'·67	-0'·73	-0'·44	-0'·47	-0'·42	-0'·37	-0'·25
July - - -	-2'·32	-2'·99	-3'·14	-2'·96	-2'·34	-1'·36	-0'·69	-0'·44	-0'·44	-0'·29	-0'·30	-0'·23
August - - -	-2'·84	-3'·37	-2'·83	-1'·93	-1'·27	-0'·62	-0'·30	-0'·30	-0'·49	-0'·40	-0'·44	-0'·29
September - -	-2'·58	-2'·75	-2'·22	-1'·21	-0'·41	+0'·02	-0'·06	-0'·41	-0'·41	-0'·24	-0'·23	-0'·01
October - - -	-1'·23	-1'·85	-1'·80	-1'·06	-0'·59	-0'·35	-0'·36	-0'·34	-0'·31	-0'·18	-0'·03	+0'·18
November - - -	-0'·68	-1'·27	-1'·15	-0'·67	-0'·25	-0'·07	-0'·07	-0'·13	+0'·04	+0'·06	+0'·15	+0'·28
December - - -	-0'·67	-0'·68	-0'·57	-0'·29	+0'·13	+0'·38	+0'·31	+0'·28	+0'·17	+0'·27	+0'·39	+0'·41
Semi-annual Means } April to Sept.	-2'·34	-3'·09	-3'·06	-2'·53	-1'·79	-1'·02	-0'·43	-0'·34	-0'·40	-0'·29	-0'·26	-0'·08
} Oct. to March	-0'·76	-1'·44	-1'·58	-1'·18	-0'·64	-0'·27	-0'·16	-0'·08	+0'·02	+0'·09	+0'·26	+0'·39
Annual Means - - -	-1'·55	-2'·26	-2'·32	-1'·85	-1'·21	-0'·65	-0'·29	-0'·21	-0'·19	-0'·10	0'·00	+0'·15

TABLE CXIX.—continued.

Months.	PEKIN ASTRONOMICAL HOURS.													
	12h.6m.	13h.6m.	14h.6m.	15 .6m.	16h.6m.	17h.6m.	18h.6m.	19h.6m.	20h.6m.	21h.6m.	22h.6m.	23h.6m.		
January	-	-	+0.50	+0.40	+0.30	+0.14	+0.06	-0.15	-0.22	-0.40	+0.04	+0.98	+1.05	+0.22
February	-	-	+0.59	+0.49	+0.32	+0.32	+0.22	+0.05	-0.30	-0.23	+0.59	+1.52	+1.35	+0.59
March	-	-	+0.61	+0.71	+0.53	+0.55	+0.36	+0.18	+0.05	+0.85	+1.99	+2.64	+2.58	+0.93
April	-	-	+0.58	+0.78	+1.02	+0.92	+0.84	+0.75	+1.10	+1.92	+3.07	+3.19	+1.97	+0.02
May	-	-	+0.26	+0.53	+0.71	+0.77	+0.91	+1.33	+2.34	+3.23	+3.41	+2.86	+0.95	-0.98
June	-	-	+0.02	+0.51	+0.64	+0.76	+0.92	+1.57	+2.64	+3.47	+3.71	+3.20	+1.39	-0.60
July	-	-	-0.15	+0.26	+0.49	+0.82	+0.95	+1.47	+2.64	+3.60	+3.79	+2.80	+1.32	-0.49
August	-	-	-0.13	+0.12	+0.35	+0.48	+0.70	+1.00	+2.38	+3.68	+4.04	+2.98	+0.84	-1.32
September	-	-	+0.20	+0.39	+0.59	+0.63	+0.73	+0.77	+1.29	+2.36	+2.74	+1.75	+0.42	-1.20
October	-	-	+0.41	+0.45	+0.37	+0.41	+0.53	+0.25	+0.13	+0.57	+1.32	+1.91	+1.54	+0.10
November	-	-	+0.35	+0.41	+0.35	+0.28	+0.14	-0.08	-0.33	-0.32	+0.41	+1.12	+1.10	+0.31
December	-	-	+0.30	+0.35	+0.26	+0.14	-0.04	-0.27	-0.44	-0.59	-0.38	+0.24	+0.34	0.00
Semi-annual Means.	}	April to Sept.	+0.13	+0.43	+0.63	+0.73	+0.84	+1.15	+2.07	+3.04	+3.46	+2.80	+1.15	-0.76
		Oct. to March	+0.46	+0.47	+0.36	+0.31	+0.21	0.00	-0.19	-0.02	+0.66	+1.40	+1.33	+0.36
Annual Means	-	-	+0.30	+0.45	+0.49	+0.52	+0.53	+0.57	+0.94	+1.51	+2.06	+2.10	+1.24	-0.20

The solar-diurnal variation at Pekin has several characteristic features, which give it a particular value in theoretical respects. Viewing first the annual march of the variation, derived from the mean of 32669 recorded observations distributed equably over 46 months, we may regard it as an instructive example and illustration of the true normal character of the solar-diurnal variation (properly so called) at a station in the middle latitudes of the northern hemisphere. As the larger disturbances at Pekin occur chiefly in the hours of the *day*, and as their opposite (easterly and westerly) deflections at those hours in a considerable measure balance each other, (as may be seen in Table CXVIII.,) their influence on the mean diurnal march is comparatively insignificant. There is here, then, to be seen no "nocturnal episode," as it has been sometimes called; no "retrogressive" motion of the magnet during the night, such as shows itself at stations where an unbalanced maximum of disturbance—deflection in one or the other direction takes place during the hours of the night, and produces, by the superposition of its mean effects, an interruption of the otherwise continuous progression from the one extreme in the afternoon to the opposite extreme in the following forenoon. The normal character, viz. a single easterly extreme attained between 8 and 9 in the forenoon, and a single westerly extreme attained about midway between 1 and 2 in the afternoon, with an uninterrupted continuous motion of the magnet from each of the extremes to the other, is the diurnal variation which we see in the annual means in Table CXIV.; the motion comparatively

rapid during the hours of the day, to the west from the early morning to between 1 and 2 P.M., and to the east in the hours of the afternoon, but still preserving through the night an unbroken continuity of easterly progression (though with a much diminished rapidity compared with that of the hours of the day) until the easterly extreme is reached in the next forenoon. Here, then, nature presents us with what may be regarded as the equivalent of a *crucial experiment*, to decide between the conflicting explanations which have been proposed for the so-called "nocturnal episode." At Pekin we find a station, bordering at least upon the middle magnetic latitudes, where the nocturnal disturbances are comparatively insignificant, and where no nocturnal retrogression exists. It must remain for those whose theories of the sun's action would *necessitate* the existence of duplicate phenomena in the solar day, to explain why the solar-diurnal variation at Pekin is a *single* progression having but one maximum and one minimum.

Nor are the *semi-annual* means at Pekin without instruction to those who desire, by a careful study of the phenomena, to obtain a key to the true understanding of the diurnal variation in different regions, and under varied circumstances. In the semi-annual mean from April to September we see again repeated the features already described of the annual mean, but re-inforced by the *semi-annual inequality of kindred* character with itself; the range becomes thereby enlarged, but the characteristics are unchanged; the progression is a single one, as in the annual mean; there is but one easterly and but one westerly extreme, the hours of which are slightly earlier than those of the annual mean, but the motion of the magnet from the one to the other is continuous and uninterrupted. Not so, however, when we direct our attention to the phenomena of the semi-annual mean from October to March; here we at once perceive the consequences of the superposition and commixture of the normal phases of the diurnal variation of the one hemisphere with the semi-annual inequality of *opposite character* to itself. The deflection of the *north* end of the magnet to the *west* between the hours of 2 A.M. and 6 A.M., which forms so conspicuous a feature in the semi-annual inequality from October to March, represented in Plate 1, here manifests its influence on the conjoint phenomena of that semi-annual period with those of the annual mean, by an interruption during those hours of the otherwise normal continuity of easterly motion from the afternoon of the one day to the forenoon of the following day. The influence of this discordance in the characters of the superposed phenomena is always recognizable, when, in the northern hemisphere, the *northern* normal variation is conjoined with the semi-annual inequality characteristic of the sun's presence in the *southern* signs; and vice versâ, when, in the southern hemisphere, the *southern* normal variation is conjoined with the semi-annual inequality characteristic of the sun's presence in the *northern* signs. The general effect of this superposition of opposite influences is to cause an interruption of the regular progression at the hours when the discordances are excessive, marked usually by a simple diminution of the differences between the annual and semi-annual means at those hours; but the

situation of Pekin is so near the confines of the magnetic equatorial zone, that at the hours of 18 and 19, when the westerly deflection is greatest in the October to March inequality, the ordinary normal direction of the variation at those hours is overridden, and the conjoint resultant variation is an actual deflection (though very small) of the north end of the magnet to the *east* of the mean declination in the 24 hours. Perhaps, according to a rigid classification, Pekin might be deemed to be placed thereby just within the limits of the magnetic equatorial zone.

The turning hours of the mean variation from October to March occur somewhat later than is the case either in the semi-annual mean from April to September, or in the annual mean. This is a consequence of the retardation of the turning hours in the semi-annual inequality in the months when the sun is in the southern signs; a retardation which is also a characteristic of the solar-diurnal variation in the southern hemisphere. No explanation has yet been assigned for this remarkable and apparently systematic difference in the times of extreme elongation.

The mean extent of the diurnal variation in the half-year from April and September, derived from Table CXIX. is $6' \cdot 55$; and in the half-year from October to March $2' \cdot 98$; when derived from the extreme range in each month taken separately, it is $6' \cdot 7$ and $3' \cdot 3$. The mean annual range is in the one case $4' \cdot 76$, and in the other $5' \cdot 0$. As the easterly and westerly disturbance deflections are nearly balanced at the hour of extreme westerly elongation, and are not far from being so at the hour of the opposite extreme, the extent of the range, taken from the observations from which the larger abnormal deflections have been omitted, may be practically considered as independent of disturbing influence.

Lunar-diurnal Variation.—The observations employed in this investigation were the hourly series from January 1852 to October 1855, omitting those which differed $2' \cdot 25$ or more from the normals of the same month and hours. The scale-coefficient employed is $0' \cdot 575$ in 1852, 1853, and 1854, and $0' \cdot 563$ in 1855. The + signs indicate that the north end of the magnet was to the east, and the — signs to the west, of its mean direction. The variation is expressed in seconds of arc.

TABLE CXX.

Lunar Hours.	1852.	1853.	1854.	1855.	Means.	Lunar Hours.
0	-3'0	-6'6	0'0	-6'6	-4'1	0
1	-2'4	-5'4	0'0	-3'6	-2'9	1
2	-0'6	-1'8	+1'8	-4'8	-1'4	2
3	+0'6	-1'2	+3'0	+0'6	+0'7	3
4	+3'6	+0'6	+3'6	+1'2	+2'3	4
5	+4'2	+6'0	+4'8	-4'8	+2'5	5
6	+3'6	+10'8	+4'2	-1'8	+4'2	6
7	+0'6	+6'0	+3'0	+1'2	+2'7	7
8	+0'6	+6'0	+3'0	+1'8	+2'9	8
9	-3'6	+3'6	-1'8	-1'8	-0'9	9
10	-2'4	+1'8	-1'8	-1'8	-1'1	10
11	-6'6	-0'6	-4'8	-4'8	-4'2	11
12	-7'8	-3'6	-4'8	-1'2	-4'3	12
13	-1'8	-3'0	-0'6	-3'0	-2'1	13
14	+0'6	+1'8	+3'0	+2'4	+1'9	14
15	+1'2	+4'2	+1'8	+0'6	+1'9	15
16	+6'6	+4'2	+0'6	+6'0	+4'3	16
17	+6'6	+6'0	+1'2	+7'8	+5'4	17
18	+4'2	+4'8	+0'6	+6'0	+3'9	18
19	+3'6	+3'0	+0'6	+8'4	+3'9	19
20	+1'2	-3'0	+3'6	+6'6	+2'1	20
21	-0'6	-7'8	-0'6	-0'6	-2'4	21
22	0'0	-7'8	-1'2	-2'4	-2'9	22
23	-0'6	-6'6	-3'6	-2'4	-3'3	23

The lunar-diurnal variation at Pekin consists, as usual, of four equal or nearly equal portions, in which the magnet is attracted alternately to the east and to the west of its mean position. The maxima of easterly deflection take place when the moon is between five and six hours past her southern culmination, and when she is between five and six hours past the opposite point of her daily course. The maxima of westerly deflection occur about half an hour before she reaches the southern meridian, and about the same time before she reaches the northern meridian. The regularity and consistency of the results in Table CXX. is the best evidence of the fidelity with which the observations have been made and recorded, and are assuredly highly creditable to M. Scatchkoff and his Chinese assistants.

Lunar-diurnal Variation. General Summary.—It may be useful to bring into one view the results of the lunar-diurnal variation which have been severally discussed in these volumes. The four British colonial observatories have been completed in the three elements of Declination, Inclination, and Force, with the single exception of the lunar-diurnal variation of the force at Hobarton, the calculation of which is still in progress. To these eleven results are added the lunar-diurnal variation of the declination at Pekin and at Kew: derived at Pekin from the hourly observations from 1852 to 1855, published in the “*Annales de l’Observatoire physique Central de Russie*;” and at Kew from the hourly readings tabulated from the photographic traces of the Kew declinometer in 1858 and 1859. The references in the subjoined list will enable those who may desire to do so to consult the records of the direct results at the several stations in the volumes in which they are contained. The formulæ by which these are here represented are the equivalents of the well-known formulæ of sines and co-sines, in which a , corresponding to x (the lunar time for which the lunar-diurnal variation is desired) is counted in hours and parts of an hour (multiplied by 15°) from the epoch of the moon’s upper culmination. The co-efficients are seconds of arc in the Declination and Inclination, and millionth parts of the Force in the horizontal and total forces.

DECLINATION.

Toronto:—Derived from six years, 1843 to 1848; 40,543 observations. Toronto Observations, Vol. III. p. lxxix—lxxx.

$$\Delta x = 0'' - 1'' \cdot 05 (a + 348^\circ \cdot 9) + 19'' \cdot 19 \sin (2a + 271^\circ \cdot 4).$$

St. Helena:—Four years and ten months, 1843 to 1847; about 33,270 observations. St. Helena Observations, Vol. II. p. xxii.

$$\Delta x = + 0'' \cdot 24 + 0'' \cdot 88 \sin (a + 278^\circ \cdot 2) - 5 \cdot 08 \sin (2a + 320^\circ \cdot 4).$$

Cape of Good Hope:—Four and a half years, 1842 to 1846; about 30,140 observations. St. Helena Observations, Vol. II. p. lxxxii.

$$\Delta x = + 0'' \cdot 22 + 1'' \cdot 21 \sin (a + 337^\circ \cdot 0) - 9'' \cdot 76 \sin (2a + 289^\circ \cdot 6).$$

Hobarton:—Eight years, 1841 to 1848; about 52,000 observations. MSS.

$$\Delta x = 0'' \cdot 25 + 0'' \cdot 97 \sin (a + 318^\circ \cdot 8) + 8'' \cdot 73 \sin (2a + 45^\circ \cdot 8).$$

Pekin:—Three years and ten months, 1852 to 1855; about 30,800 observations. St. Helena Observations, Vol. II. p. cxlv.

$$\Delta x = + 0'' \cdot 38 - 0'' \cdot 81 \sin (a + 54^\circ \cdot 2) + 4'' \cdot 1 \sin (2a + 285^\circ \cdot 4).$$

Kew:—Two years, 1858 and 1859; about 15,900 observations. MSS.

$$\Delta x = + 0'' \cdot 82 - 2'' \cdot 04 \sin (a + 21^\circ \cdot 0) - 8'' \cdot 97 \sin (2a + 47^\circ \cdot 1).$$

Making about 202,600 observations at the six stations.

INCLINATION.

Toronto:—1844 to 1848. Toronto Observations, Vol. III. p. lxxxiv.

$$\Delta x = - 0''\cdot23 - 1''\cdot14 \sin (a + 353^{\circ}\cdot9) - 1''\cdot37 \sin (2 a + 18^{\circ}\cdot3).$$

St. Helena:—1843 to 1847. St. Helena Observations, Vol. II. p. lxii.

$$\Delta x = + 0''\cdot25 + 1''\cdot32 \sin (a + 8^{\circ}\cdot1) + 4''\cdot55 \sin (2 a + 329^{\circ}\cdot4).$$

Cape of Good Hope:—1841 to 1846. St. Helena Observations, Vol. II. p. ci.

$$\Delta x = - 0''\cdot03 - 0''\cdot94 \sin (a + 53^{\circ}\cdot2) - 3''\cdot34 \sin (2 a + 3^{\circ}\cdot5).$$

Hobarton:—1843 to 1848. MSS.

$$\Delta x = - 0''\cdot13 - 0''\cdot48 \sin (a + 303^{\circ}\cdot0) - 1''\cdot7 \sin (2 a + 335^{\circ}\cdot7).$$

FORCE.

Toronto:—Total force, 1844 to 1848. Absolute value, 13·9 in British units. Toronto Observations, Vol. III. p. lxxxiv. [^M signifies millionth parts of the force.]

$$\Delta x = 0 - 2\cdot2 \sin (a + 7^{\circ}\cdot1) + 4\cdot5 \sin (2 a + 347^{\circ}\cdot2).$$

St. Helena:—Horizontal force*, 1843 to 1847. Absolute value, 5·6 in British units. St. Helena Observations, Vol. II. p. xlv.

$$\Delta x = + 2\cdot4 - 9\cdot2 \sin (a + 85^{\circ}\cdot6) - 17\cdot0 \sin (2 a + 312^{\circ}\cdot3).$$

Cape of Good Hope:—Total force, 1841 to 1846. Absolute value, 7·5 in British units. St. Helena Observations, Vol. II. p. ci.

$$\Delta x = 0 - 1 \sin (a + 89^{\circ}\cdot4) - 11\cdot7 \sin (2 a + 86^{\circ}\cdot6).$$

In the Declination formulæ in this summary, the + signs indicate throughout (whether the station be in the Northern or in the Southern hemisphere) a deflection of the North end of the magnet to the East of its mean place; and the — signs the converse.†

In the Inclination formulæ, the + signs indicate an increase of the North dip, if the dip be North; and of the South dip, if the dip be South; and the — signs the converse.

In the formulæ of the Force, the + signs indicate an increase of force, and the — signs a decrease of force, whether the station be in the Northern or in the Southern hemisphere.

* As at St. Helena, the horizontal force constitutes nearly the whole of the magnetic force, (being 5·6, whilst the total force is 6·0), and as the variation of the horizontal force is obtained directly from the observations of a single instrument, (the bifilar,) its value is given at this station in preference to that of the total force.

† By an inadvertence for which I alone am to blame, the signification of the signs is erroneously stated in the Toronto Observations, Vol. III. p. lxxix., and in Table LXI. of the same Volume, West having been printed for East, and East for West. In all the formulæ of the lunar-diurnal variation of the Declination, the sign + should be understood as invariably signifying a deflection of the North end of the magnet to the East, and the — sign a deflection to the West.

Table CXXI. shows the lunar-diurnal variation at the several hours of lunar time computed by the preceding formulæ.

TABLE CXXI.

Lunar Hours.	Declination.						Inclination.				Force.			Lunar Hours.
	Toronto.	Kew.	Pekin.	St. Helena.	Cape.	Hobarton.	Toronto.	St. Helena.	Cape.	Hobarton.	Toronto. Total Force.	St. Helena. Horizontal Force.	Cape. Total Force.	
	"	"	"	"	"	"	"	"	"	"	Millionths of the Force.			
0	18°9 W.	6°5 W.	4°2 W.	2°6 E.	8°9 E.	5°9 E.	-0°5	-1°9	-1°0	+1°0	-1	+6	+11	0
1	16°5 W.	9°1 W.	3°3 W.	0°3 E.	6°4 E.	8°3 E.	-1°4	+0°7	-2°8	0°0	0	-2	+10	1
2	9°5 W.	9°4 W.	1°5 W.	2°2 W.	2°1 E.	8°5 E.	-2°0	+3°3	-4°0	-0°9	+2	-10	+6	2
3	0°1 W.	7°2 W.	0°7 E.	4°2 W.	2°6 W.	6°4 E.	-2°3	+5°2	-4°3	-1°6	+3	-16	0	3
4	9°2 E.	3°2 W.	2°6 E.	5°1 W.	6°5 W.	2°7 E.	-2°1	+6°0	-3°3	-1°9	+2	-19	-6	4
5	15°9 E.	1°4 E.	3°7 E.	4°6 W.	8°4 W.	1°6 W.	-1°6	+5.2	-2°3	-1°7	+1	-17	-10	5
6	18°1 E.	5°5 E.	3°9 E.	2°9 W.	7°9 W.	5°3 W.	-0°9	+3°9	-0°4	-1°1	-1	-11	-12	6
7	15°3 E.	7°9 E.	3°0 E.	0°3 W.	4°9 W.	7°3 W.	-0°3	+1°5	+1°5	-0°3	-3	-1	-10	7
8	8°2 E.	8°1 E.	1°3 E.	2°6 E.	0°3 W.	7°2 W.	+0°1	-0°9	+2°8	+0°4	-5	+10	-6	8
9	0°4 W.	6°1 E.	0°6 W.	4°9 E.	4°7 E.	4°9 W.	+0°2	-2°9	+3°4	+0°9	-6	+20	0	9
10	10°7 W.	2°5 E.	2°2 W.	6°1 E.	8°6 E.	1°0 W.	0°0	-3°8	+3°1	+1°1	-5	+26	+6	10
11	17°3 W.	2°0 W.	3°1 W.	5°9 E.	10°6 E.	3°4 E.	-0°4	-2°6	+2°0	+0°8	-3	+28	+11	11
12	19°4 W.	5°0 W.	2°9 W.	4°4 E.	9°9 E.	7°2 E.	-0°8	-2°2	+0°5	+0°2	-1	+24	+13	12
13	16°3 W.	6°7 W.	1°7 W.	1°9 E.	6°7 E.	9°1 E.	-1°1	-0°3	-1°0	-0°6	+2	+17	+12	13
14	8°9 W.	6°2 W.	0°2 E.	0°8 W.	1°8 E.	8°8 E.	-1°1	+1°7	-2°1	-1°3	+4	+7	+8	14
15	1°0 E.	3°4 W.	2°3 E.	3°1 W.	3°5 W.	6°3 E.	-0°8	+3°1	-2°4	-1°8	+6	-2	+2	15
16	10°8 E.	0°8 E.	4°0 E.	4°4 W.	7°9 W.	2°1 E.	-0°2	+3°6	-2°0	-1°8	+6	-9	-5	16
17	17°8 E.	5°5 E.	5°0 E.	4°4 W.	10°3 W.	2°7 W.	+0°6	+2°9	-0°8	-1°4	+5	-11	-9	17
18	20°2 E.	9°3 E.	4°8 E.	3°1 W.	10°1 W.	6°7 W.	+1°3	+1°3	+0°7	-0°6	+3	-9	-12	18
19	17°4 E.	11°2 E.	3°5 E.	1°0 W.	7°3 W.	9°1 W.	+1°9	-0°9	+2°2	+0°4	+1	-4	-11	19
20	10°2 E.	10°7 E.	1°5 E.	1°5 E.	2°7 W.	9°1 W.	+2°1	-3°0	+3°1	+1°3	-2	+2	-7	20
21	0°4 E.	7°8 E.	0°8 W.	3°5 E.	2°4 E.	6°8 W.	+1°9	-4°5	+3°2	+1°9	-3	+8	-1	21
22	9°3 W.	3°1 E.	2°9 W.	4°4 E.	6°7 E.	2°8 W.	+1°3	-4°8	+2°4	+2°0	-4	+11	+4	22
23	15°9 W.	1°6 W.	4°1 W.	4°1 E.	9°2 E.	1°8 E.	+0°5	-3°9	+0°9	+1°7	-3	+10	+9	23

It may be useful to subjoin the geographical and magnetical elements of the several stations; the values of the Horizontal and Total Forces are approximate and expressed in British units.

Stations.	Latitude.	Longitude.	Declination.	Inclination.	Horizontal Force.	Total Force.
Toronto - -	43 39'5 N.	79 21'5 W.	1 20 W.	75 16 N.	3.5	13.9
Kew - - -	51 29 N.	0 12 W.	21 25 W.	68 20 N.	3.7	10.3
Pekin - -	39 54 N.	106 26 E.	1 48 W.	56 0 N.	6.0	11.0
St. Helena -	15 56'7 S.	5 40'5 W.	23 0 W.	22 0 S.	5.6	6.0
Cape - - -	33 56 S.	18 28'7 E.	29 0 W.	53 12 S.	4.5	7.5
Hobarton -	42 52'5 S.	147 27'5 E.	9 55 E.	70 37 S.	4.5	13.6

ST. HELENA, 1844 to 1847.

MAGNETICAL OBSERVATIONS.

DECLINATION.												
Angular Value of one Scale Division of the Declinometer = 0'711. Increasing Numbers denote decreasing Westerly Declination.												
Mean Göttingen Time. } }	0h.	1h.	2h.	3h.	4h.	5h.	6h.	7h.	8h.	9h.	10h.	11h.
	Sc. Div.	Sc. Div.	Sc. Div.	Sc. Div.	Sc. Div.	Sc. Div.	Sc. Div.	Sc. Div.	Sc. Div.	Sc. Div.	Sc. Div.	Sc. Div.
JANUARY.	1	14'0	12'0	10'9	9'1	8'1	8'7	10'0	10'4	10'0	10'8	10'5
	2	11'1	11'7	11'0	9'2	7'3	7'0	8'9	10'0	9'0	9'3	9'7
	3	12'4	13'2	12'0	9'3	9'1	9'1	8'9	8'9	9'8	10'9	11'0
	4	8'2	9'1	12'0	11'0	10'3	9'7	11'5	11'3	10'8	11'6	11'1
	5	9'0	8'9	10'0	9'5	8'5	7'8	8'5	8'2	8'9	9'7	9'5
	6	12'0	10'8	10'1	8'4	7'4	7'8	8'0	8'1	9'6	9'5	10'9
	7	—	—	—	—	—	—	—	—	—	—	—
	8	11'6	11'6	11'7	10'2	8'8	8'0	6'8	8'3	9'9	10'4	9'7
	9	12'3	14'4	14'3	12'6	10'4	11'5	11'1	8'2	9'0	10'0	10'2
	10	8'1	11'2	13'2	13'8	12'1	9'1	7'0	7'1	8'4	8'9	8'9
	11	9'2	8'4	10'1	12'5	13'2	10'0	8'0	7'3	8'2	9'2	10'0
	12	11'9	11'9	11'7	11'7	13'9	10'0	7'2	6'3	8'9	9'9	10'7
	13	9'9	11'9	11'8	13'9	14'7	13'1	9'9	8'2	10'0	10'6	10'8
	14	—	—	—	—	—	—	—	—	—	—	—
	15	12'2	10'1	8'8	9'2	11'9	11'9	11'9	10'5	10'6	11'1	11'4
	16	12'3	12'4	11'0	11'6	12'0	11'8	10'8	10'2	10'9	11'5	12'0
	17	15'4	13'9	8'0	6'0	8'1	11'0	12'0	11'0	10'4	10'9	11'3
	18	10'8	16'6	14'2	12'1	11'5	9'5	9'9	10'9	10'9	11'0	11'5
	19	—	—	—	—	—	—	—	—	—	—	—
	20	—	—	—	—	—	—	—	—	—	—	—
	21	—	—	—	—	—	—	—	—	—	—	—
	22	—	—	—	—	—	—	—	—	—	—	—
	23	—	—	—	—	—	—	—	—	—	—	—
	24	—	—	—	—	—	—	—	—	—	—	—
	25	—	—	—	—	—	—	—	—	—	—	—
	26	—	—	—	—	—	—	—	—	—	—	—
	27	—	—	—	—	—	—	—	—	—	—	—
	28	—	—	—	—	—	—	—	—	—	—	—
	29	—	—	—	—	—	—	—	—	—	—	—
	30	—	—	—	—	—	—	—	—	—	—	—
	31	—	—	—	—	—	—	—	—	—	—	—
Hourly Means	11'27	11'77	11'30	10'63	10'46	9'75	9'40	9'06	9'71	10'33	10'57	10'53
FEBRUARY. ^a	1	—	—	—	—	—	—	—	—	—	—	—
	2	—	—	—	—	—	—	—	—	—	—	—
	3	—	—	—	—	—	—	—	—	—	—	—
	4	—	—	—	—	—	—	—	—	—	—	—
	5	—	—	—	—	—	—	—	—	—	—	—
	6	—	—	—	—	—	—	—	—	—	—	—
	7	—	—	—	—	—	—	—	—	—	—	—
	8	—	—	—	—	—	—	—	—	—	—	—
	9	—	—	—	—	—	—	—	—	—	—	—
	10	—	—	—	—	—	—	—	—	—	—	—
	11	—	—	—	—	—	—	—	—	—	—	—
	12	—	—	—	—	—	—	—	—	—	—	—
	13	—	—	—	—	—	—	—	—	—	—	—
	14	—	—	—	—	—	—	—	—	—	—	—
	15	—	—	—	—	—	—	—	—	—	—	—
	16	—	—	—	—	—	—	—	—	—	—	—
	17	—	—	—	—	—	—	—	—	—	—	—
	18	—	—	—	—	—	—	—	—	—	—	—
	19	—	—	—	—	—	—	—	—	—	—	—
	20	—	—	—	—	—	—	—	—	—	—	—
	21	—	—	—	—	—	—	—	—	—	—	—
	22	—	—	—	—	—	—	—	—	—	—	—
	23	—	—	—	—	—	—	—	—	—	—	—
	24	—	—	—	—	—	—	—	—	—	—	—
	25	—	—	—	—	—	—	—	—	—	—	—
	26	—	—	—	—	—	—	—	—	—	—	—
	27	—	—	—	—	—	—	—	—	—	—	—
	28	—	—	—	—	—	—	—	—	—	—	—
	29	—	—	—	—	—	—	—	—	—	—	—
Hourly Means	—	—	—	—	—	—	—	—	—	—	—	—

^a There were no observations during the month of February; the magnet having been dismantled for experiment.

DECLINATION.													
Angular Value of one Scale Division of the Declinometer = 0' 711. Increasing Numbers denote decreasing Westerly Declination.													
Mean Göttingen Time. } }	0h.	1h.	2h.	3h.	4h.	5h.	6h.	7h.	8h.	9h.	10h.	11h.	
	Sc. Div.	Sc. Div.	Sc. Div.	Sc. Div.	Sc. Div.	Sc. Div.	Sc. Div.	Sc. Div.	Sc. Div.	Sc. Div.	Sc. Div.	Sc. Div.	
MARCH.	1	—	—	—	—	—	—	—	—	—	—	—	
	2	—	—	—	—	—	—	—	—	—	—	—	
	3	—	—	—	—	—	—	—	—	—	—	—	
	4	100·7	100·1	100·5	101·5	100·1	99·3	99·5	99·8	100·1	100·8	100·2	101·3
	5	100·3	100·1	100·0	98·8	98·2	98·8	99·7	99·1	99·7	99·9	98·8	99·2
	6	100·4	101·3	102·8	102·2	100·0	99·3	99·7	100·0	99·9	100·1	100·0	100·2
	7	97·1	99·0	101·2	101·8	99·2	98·6	98·2	98·0	98·3	99·0	99·9	101·0
	8	99·9	101·5	103·0	103·5	102·0	100·5	99·0	98·3	99·4	99·5	100·0	100·3
	9	98·7	99·9	100·8	102·1	102·0	100·2	99·3	100·4	100·1	100·1	100·5	100·8
	10	—	—	—	—	—	—	—	—	—	—	—	—
	11	99·8	102·2	103·5	102·0	100·8	100·9	101·5	101·5	100·5	100·4	100·3	100·0
	12	97·9	99·7	101·4	100·8	100·0	99·7	98·9	99·0	99·1	99·6	99·6	100·2
	13	99·5	101·1	101·1	101·9	100·5	99·1	99·3	100·1	99·8	100·7	100·7	101·1
	14	100·0	101·1	102·0	100·9	100·0	99·2	100·4	100·9	100·7	101·2	101·3	101·0
	15	99·5	101·5	103·8	103·7	101·8	101·4	101·0	100·9	101·0	101·1	101·1	101·0
	16	106·1	107·2	106·3	105·7	103·0	101·3	101·0	100·5	101·0	101·2	101·1	101·0
	17	—	—	—	—	—	—	—	—	—	—	—	—
	18	102·8	104·0	104·0	102·8	100·0	98·4	98·8	99·3	100·0	99·9	100·1	100·5
	19	100·0	100·3	100·5	99·5	98·5	97·5	98·1	99·3	100·0	100·2	100·6	100·9
	20	99·3	100·6	101·5	101·2	100·4	100·5	101·0	101·1	100·9	100·5	100·2	100·9
	21	100·0	102·2	103·8	101·9	99·9	98·7	99·0	99·8	99·9	100·0	100·1	100·8
	22	101·9	103·8	104·8	103·8	102·4	102·0	101·4	100·6	100·3	100·1	100·1	100·6
	23	100·2	102·6	104·3	103·2	101·7	100·3	100·0	100·2	100·2	100·8	100·9	100·9
	24	—	—	—	—	—	—	—	—	—	—	—	—
	25	98·2	99·8	101·0	100·0	98·8	98·8	99·0	99·1	99·3	99·8	99·8	100·0
	26	100·2	103·0	103·7	102·8	101·4	101·1	100·0	99·8	99·9	100·1	100·2	100·9
	27	99·4	101·5	102·5	103·0	103·0	103·0	101·7	100·1	100·1	100·1	100·0	100·2
	28	99·5	99·0	99·9	98·2	99·0	100·2	100·5	100·1	100·1	101·0	101·0	101·0
	29	103·4	104·0	104·0	102·8	101·8	100·8	100·7	100·2	100·9	100·9	99·7	98·5
	30	100·0	100·0	98·9	96·9	97·0	97·8	95·9	97·8	97·9	98·6	98·7	100·0
	31	—	—	—	—	—	—	—	—	—	—	—	—
Hourly Means	100·20	101·48	102·30	101·71	100·48	99·89	99·73	99·82	99·96	100·23	100·20	100·51	
APRIL.	1	100·3	101·0	101·0	100·8	101·0	99·0	97·8	98·0	98·3	98·4	97·9	97·4
	2	101·5	102·0	100·1	98·9	98·1	99·1	98·4	98·5	97·8	98·0	98·1	98·8
	3	100·2	100·1	98·2	97·2	97·3	97·3	97·0	97·0	98·0	98·2	98·4	98·0
	4	101·0	101·0	100·1	99·7	99·0	99·0	98·9	98·2	97·9	98·0	98·0	98·1
	5	98·8	101·0	100·0	99·4	100·0	99·0	98·0	97·8	98·4	98·8	99·0	99·2
	6	98·8	101·0	100·2	100·2	100·2	100·1	99·1	99·0	98·8	98·9	99·1	99·8
	7	—	—	—	—	—	—	—	—	—	—	—	—
	8	99·0	100·9	100·6	99·8	99·7	98·9	98·9	98·9	98·2	99·4	99·5	99·5
	9	101·8	103·0	101·8	100·8	100·8	100·2	99·9	99·8	99·9	99·8	99·5	—
	10	99·1	101·6	101·4	100·6	99·8	98·7	99·8	99·9	100·0	99·9	99·8	99·8
	11	100·9	101·7	101·9	100·5	100·0	99·8	99·9	100·0	100·0	99·9	99·9	99·9
	12	104·3	104·8	101·8	100·8	101·2	100·9	100·7	100·5	100·5	100·5	100·4	100·4
	13	103·5	104·4	102·9	101·2	101·0	100·0	99·5	99·7	100·2	100·3	100·3	100·3
	14	—	—	—	—	—	—	—	—	—	—	—	—
	15	103·0	103·8	101·5	99·9	98·7	98·9	99·0	99·0	99·8	99·9	99·9	99·9
	16	101·1	102·0	101·8	100·2	99·6	98·8	98·7	99·5	100·1	100·3	100·2	100·6
	17	99·4	97·2	95·2	93·0	93·4	92·3	93·0	91·0	91·8	93·6	91·7	96·0
	18	104·0	105·7	103·5	100·8	100·0	99·9	100·0	99·1	99·4	99·6	99·2	99·0
	19	99·0	99·9	98·4	98·0	98·5	98·2	99·0	99·2	99·2	99·2	99·3	99·5
	20	101·0	103·0	101·6	99·0	98·0	98·1	98·7	98·8	99·2	99·5	99·6	99·8
	21	—	—	—	—	—	—	—	—	—	—	—	—
	22	100·9	103·9	103·0	101·1	99·9	100·0	99·1	99·0	99·4	99·7	99·8	99·8
	23	99·9	103·0	102·8	99·1	98·9	98·1	98·1	99·0	99·4	99·6	99·9	99·9
	24	101·8	103·0	101·8	101·2	101·4	100·8	100·2	99·6	99·8	99·8	99·9	100·0
	25	101·1	101·9	99·7	99·7	99·8	99·2	97·2	97·2	98·1	98·2	98·6	98·8
	26	100·8	100·3	98·9	97·9	97·0	96·4	97·4	97·6	97·6	97·9	98·3	98·3
	27	100·5	99·6	97·9	97·6	98·0	98·5	98·7	98·6	99·2	99·0	98·1	99·8
	28	—	—	—	—	—	—	—	—	—	—	—	—
	29	99·1	99·0	98·0	97·4	96·9	96·9	97·4	97·4	98·6	98·5	98·1	98·8
	30	98·8	98·6	98·1	97·7	97·7	98·3	98·5	98·0	97·5	98·2	99·0	99·0
Hourly Means	110·75	101·67	100·47	99·33	99·07	98·71	98·57	98·48	98·73	98·97	98·93	99·22	

DECLINATION.

Zero Scale Division = 153° 0, corresponding to 22° 46' W.

12h.	13h.	14h.	15h.	16h.	17h.	18h.	19h.	20h.	21h.	22h.	23h.	Means.
Sc. Div.	Sc. Div.	Sc. Div.	Sc. Div.	Sc. Div.	Sc. Div.	Sc. Div.	Sc. Div.	Sc. Div.	Sc. Div.	Sc. Div.	Sc. Div.	Sc. Div.
—	—	—	—	—	—	—	—	—	—	—	—	—
—	—	—	—	—	—	—	—	—	—	—	—	—
100°5	102°5	100°0	99°9	99°9	99°3	99°4	99°7	97°8	94°4	93°3	97°8	99°52
98°2	100°0	100°1	100°0	100°2	100°1	99°8	99°0	96°4	94°0	93°6	—	98°87
99°8	100°8	99°1	99°2	99°6	99°2	98°8	100°8	97°8	95°0	94°7	95°8	99°44
99°9	100°3	99°7	99°1	100°1	99°4	100°1	100°1	99°5	97°2	96°0	98°0	99°19
100°1	100°0	101°4	100°2	100°0	100°0	99°9	100°3	98°2	94°8	93°5	95°4	99°61
—	—	—	—	—	—	—	—	—	—	—	—	—
100°9	100°9	100°8	100°5	100°4	100°2	100°2	100°6	97°8	94°7	94°9	97°8	99°77
100°5	100°5	100°7	100°8	100°2	100°3	100°4	101°2	99°8	96°4	95°9	96°1	100°26
100°3	100°0	100°0	100°0	99°9	100°8	100°7	100°8	99°0	96°6	96°6	98°0	99°52
101°1	101°0	100°2	100°1	100°0	100°1	100°4	100°7	98°4	95°0	94°1	96°0	99°67
100°9	100°4	100°1	100°0	100°5	101°0	100°8	100°7	99°1	96°5	96°9	97°7	100°14
101°1	100°9	100°5	100°2	100°0	100°3	99°9	100°3	98°9	96°8	97°9	102°8	100°72
—	—	—	—	—	—	—	—	—	—	—	—	—
101°3	101°5	101°0	100°5	100°2	100°2	100°3	100°6	99°3	96°8	97°0	99°8	101°41
101°0	101°0	101°0	100°9	100°5	99°5	99°8	99°3	98°5	97°2	96°0	99°0	100°18
100°9	100°5	100°8	100°2	100°0	99°9	100°0	100°4	97°9	94°4	94°2	96°1	99°19
101°3	101°1	101°3	101°1	101°0	100°5	100°8	101°2	99°1	95°7	94°9	96°9	100°12
100°9	101°0	100°5	100°4	100°6	100°7	100°7	100°3	97°9	95°9	95°8	98°8	99°98
100°9	101°1	100°9	100°9	100°8	101°0	100°7	100°6	98°8	96°3	96°0	96°9	100°69
—	—	—	—	—	—	—	—	—	—	—	—	—
100°9	100°9	100°9	100°5	100°8	100°8	100°7	101°5	100°5	96°6	94°5	95°0	100°37
100°0	100°1	100°0	99°9	99°9	100°1	100°6	101°5	100°3	96°8	95°8	97°0	99°40
100°8	100°1	100°1	100°2	100°1	100°3	100°7	101°1	99°1	96°2	95°0	96°3	100°13
100°3	100°0	99°9	100°0	100°1	100°2	100°7	101°5	99°7	95°7	93°7	95°8	100°09
100°9	100°9	100°5	100°5	100°5	100°4	100°5	100°7	99°4	98°7	99°8	100°9	100°13
98°3	97°0	100°6	99°0	99°9	99°8	101°9	101°8	99°7	98°5	98°2	98°1	100°44
—	—	—	—	—	—	—	—	—	—	—	—	—
99°9	99°8	99°7	99°6	99°4	99°9	100°4	99°7	95°4	95°7	98°1	99°9	98°71
100°45	100°51	100°41	100°15	100°19	100°17	100°34	100°60	98°76	96°08	95°68	97°65	99°90
—	—	—	—	—	—	—	—	—	—	—	—	—
98°9	99°2	99°0	100°9	99°9	99°6	99°2	99°1	96°1	93°9	97°0	100°1	98°91
98°9	98°9	98°8	99°0	100°0	100°2	99°6	99°2	96°3	93°5	94°5	98°3	98°60
98°4	98°3	98°9	99°6	100°1	100°0	99°0	98°8	97°3	95°8	95°8	98°0	98°20
99°0	99°0	99°8	99°9	99°9	100°0	99°8	99°7	97°7	94°8	94°6	96°8	98°75
99°0	100°8	99°9	99°9	99°8	99°8	99°3	99°7	99°1	96°2	95°6	95°9	98°93
—	—	—	—	—	—	—	—	—	—	—	—	—
99°7	99°5	99°2	99°8	99°8	99°8	99°8	100°0	99°2	97°4	96°7	96°6	99°28
99°5	99°8	99°4	99°0	99°3	99°2	99°9	100°0	99°7	98°7	99°0	100°2	99°46
—	99°9	99°3	99°3	99°9	100°1	100°4	100°6	99°7	98°4	97°9	97°1	99°99
99°7	99°6	99°8	99°6	100°0	99°9	99°8	100°9	101°0	98°9	98°9	99°0	99°89
99°8	99°7	100°0	99°9	99°6	99°6	100°3	100°8	101°3	99°8	99°1	100°7	100°21
100°4	100°0	99°7	99°8	99°9	100°2	100°3	100°8	101°2	99°8	98°6	100°0	100°73
—	—	—	—	—	—	—	—	—	—	—	—	—
100°2	100°2	100°3	100°0	99°7	100°2	100°5	100°4	101°4	100°1	98°9	99°8	100°62
99°8	99°8	99°8	99°8	99°5	99°5	99°7	99°9	99°0	97°3	96°9	98°8	99°71
100°8	100°8	100°3	100°2	99°7	100°3	101°8	100°4	98°6	96°2	97°0	97°0	99°83
95°9	100°0	99°7	98°2	99°0	99°0	99°1	100°0	99°2	97°3	97°8	99°6	96°35
99°6	99°5	99°1	99°0	98°9	98°0	98°3	98°7	97°2	94°7	93°1	96°5	99°28
99°7	99°8	99°9	100°0	99°8	99°8	99°2	99°6	99°2	95°9	94°5	96°2	98°79
—	—	—	—	—	—	—	—	—	—	—	—	—
100°0	100°2	100°1	100°2	99°9	99°8	99°4	100°7	101°3	98°7	96°9	97°9	99°64
99°7	99°7	99°9	99°9	99°9	99°9	100°1	100°5	100°6	98°0	96°1	97°0	99°87
100°0	100°2	100°0	100°1	99°9	100°2	100°3	100°7	100°8	98°4	97°0	98°3	99°74
100°1	100°2	100°5	100°2	100°2	100°6	100°7	101°2	100°3	97°8	96°1	97°9	100°21
97°0	99°2	99°1	99°1	99°9	100°1	99°9	100°9	102°1	99°9	97°4	99°7	99°32
98°8	100°0	99°7	99°2	100°8	100°2	100°3	101°5	100°8	98°4	96°8	98°3	98°88
—	—	—	—	—	—	—	—	—	—	—	—	—
99°2	99°3	99°4	99°4	99°9	100°3	101°4	101°7	100°4	98°5	97°0	97°2	99°13
98°3	98°5	98°9	99°0	99°2	99°2	99°9	100°3	99°9	98°2	97°5	98°2	98°49
99°6	99°0	99°6	100°5	99°7	99°9	99°5	99°4	98°3	97°5	97°2	97°5	98°63
99°28	99°66	99°62	99°67	99°78	99°82	99°90	100°21	99°53	97°47	96°84	98°18	99°29

99°52

100°12

100°14

99°59

99°02

DECLINATION.												
Angular Value of one Scale Division of the Declinometer = 0'711. Increasing Numbers denote decreasing Westerly Declination.												
Mean Göttingen Time.	0h.	1h.	2h.	3h.	4h.	5h.	6h.	7h.	8h.	9h.	10h.	11h.
MAY.	1	99°0	99°6	99°1	97°9	97°0	98°0	98°0	97°3	98°3	98°8	97°8
	2	98°8	98°8	97°1	96°2	96°3	96°6	97°5	98°1	98°2	98°4	98°1
	3	100°5	100°8	100°7	99°0	97°2	96°9	96°9	96°8	97°2	97°8	98°3
	4	101°0	102°5	100°7	98°0	97°9	98°1	98°0	98°0	98°2	98°8	98°9
	5	—	—	—	—	—	—	—	—	—	—	—
	6	100°9	100°1	99°9	99°6	98°9	99°1	98°0	98°0	98°9	98°9	98°8
	7	100°9	100°1	100°0	99°9	99°6	98°9	98°9	98°2	98°9	98°8	99°0
	8	102°6	102°8	102°1	101°7	101°5	99°9	97°0	97°9	97°9	97°2	97°1
	9	100°4	101°0	99°1	96°1	97°7	96°9	97°0	97°9	98°3	98°5	98°5
	10	99°0	99°8	98°9	98°2	99°6	98°3	99°1	99°0	99°0	99°1	99°0
	11	99°2	98°3	97°5	97°0	98°5	98°1	98°0	98°0	98°4	98°8	98°9
	12	—	—	—	—	—	—	—	—	—	—	—
	13	100°5	100°5	99°9	99°0	99°2	98°9	98°9	98°5	98°6	98°9	99°0
	14	99°7	100°4	98°7	100°0	99°6	98°8	98°2	98°2	98°3	98°5	98°9
	15	98°8	97°5	97°2	95°8	95°9	96°9	96°8	97°7	98°2	98°9	99°0
	16	98°2	98°2	96°4	96°2	97°0	96°2	97°4	98°0	98°2	98°9	99°1
	17	97°9	99°1	98°8	99°9	98°0	98°6	98°0	98°9	98°5	99°0	99°0
	18	99°1	100°1	100°1	101°1	97°9	99°5	98°9	98°9	98°6	99°0	99°2
	19	—	—	—	—	—	—	—	—	—	—	—
	20	99°0	98°8	97°9	98°8	99°3	98°8	97°9	97°9	97°9	98°2	98°8
	21	99°0	99°2	99°0	98°5	98°9	98°2	97°6	96°9	97°4	97°6	98°0
	22	100°2	100°6	99°5	99°8	98°2	97°9	96°9	95°9	96°1	96°0	96°0
	23	97°1	98°6	97°0	96°4	96°0	95°8	95°5	96°3	97°8	97°0	97°0
	24	96°4	96°0	96°0	97°1	98°0	96°1	96°1	95°5	96°2	96°3	97°4
	25	100°0	100°0	99°4	99°3	98°9	98°2	97°7	97°5	97°9	97°0	98°2
	26	—	—	—	—	—	—	—	—	—	—	—
	27	98°9	99°0	98°2	98°6	100°1	99°0	97°5	97°3	97°1	98°5	98°1
	28	96°6	96°2	96°9	97°6	98°8	97°9	97°1	97°2	97°8	97°9	98°3
	29	97°5	96°1	95°1	95°1	97°0	98°9	97°4	97°3	97°9	98°3	98°6
	30	100°0	99°0	98°0	98°8	99°1	98°4	97°1	97°0	97°8	98°1	98°8
	31	95°4	96°6	96°1	98°2	98°2	98°5	97°8	97°7	97°9	98°0	98°2
Hourly Means	99°13	99°25	98°49	98°29	98°31	98°05	97°60	97°63	97°98	98°19	98°37	
JUNE.	1	97°1	96°8	96°5	97°1	97°9	98°2	98°1	97°8	98°4	98°9	
	2	—	—	—	—	—	—	—	—	—	—	
	3	102°9	103°9	101°9	100°2	98°9	97°0	96°8	97°7	97°8	97°7	
	4	99°0	99°0	98°3	98°0	98°5	99°0	98°1	97°9	97°9	98°1	
	5	96°9	97°6	98°3	99°3	98°1	97°0	96°2	97°3	97°3	97°9	
	6	97°3	97°7	97°3	97°5	96°2	97°1	96°9	97°3	97°9	97°8	
	7	97°5	96°2	96°0	95°9	96°0	97°0	97°1	96°9	97°3	97°4	
	8	98°0	98°9	98°0	97°9	98°1	97°6	96°8	96°9	97°3	97°5	
	9	—	—	—	—	—	—	—	—	—	—	
	10	97°0	98°0	98°0	96°9	97°8	97°1	96°9	96°9	97°5	97°6	
	11	95°3	95°6	95°5	96°3	97°6	97°0	96°8	96°8	97°8	97°6	
	12	97°3	98°2	97°9	98°0	99°9	99°0	97°3	97°2	97°7	97°8	
	13	99°2	99°3	99°0	98°9	97°1	96°9	96°7	97°0	97°1	97°1	
	14	94°1	93°4	93°2	97°9	98°0	96°6	97°0	97°2	97°4	98°0	
	15	96°9	96°5	96°1	97°9	98°8	98°2	97°8	98°0	98°0	98°0	
	16	—	—	—	—	—	—	—	—	—	—	
	17	98°8	97°2	97°2	98°5	98°0	96°9	96°5	96°1	97°8	97°2	
	18	101°9	99°9	96°9	97°3	98°6	98°0	96°8	96°8	96°8	96°9	
	19	97°0	97°2	96°8	97°1	98°2	98°0	96°8	97°0	97°0	97°2	
	20	97°0	97°1	96°6	98°3	99°4	97°8	95°9	96°8	97°2	97°5	
	21	94°0	94°0	96°5	97°9	96°9	96°0	95°9	96°3	96°3	96°5	
	22	97°6	98°7	99°0	100°0	100°0	98°2	97°1	96°9	97°0	97°3	
	23	—	—	—	—	—	—	—	—	—	—	
	24	95°2	95°7	96°1	97°3	98°0	97°4	97°1	97°0	97°6	98°0	
	25	99°0	99°0	96°9	97°2	98°8	97°2	97°0	97°5	98°0	98°0	
	26	96°5	98°2	99°0	98°0	97°9	97°0	97°1	97°1	97°2	97°6	
	27	99°6	100°0	100°1	101°0	100°0	98°8	97°6	97°2	97°8	98°1	
	28	96°0	97°1	99°7	99°0	98°9	97°9	97°0	97°4	97°5	97°7	
	29	96°0	96°9	98°2	99°8	99°2	97°2	96°0	96°2	96°9	97°3	
	30	—	—	—	—	—	—	—	—	—	—	
Hourly Means	97°48	97°68	97°56	98°13	98°27	97°52	96°93	97°09	97°46	97°63		

DECLINATION.

Zero Scale Division = 153° 0, corresponding to 22° 46' W.

12h.	13h.	14h.	15h.	16h.	17h.	18h.	19h.	20h.	21h.	22h.	23h.	Means.
Sc. Div. 98° 3	Sc. Div. 98° 6	Sc. Div. 98° 9	Sc. Div. 99° 1	Sc. Div. 99° 7	Sc. Div. 99° 4	Sc. Div. 100° 0	Sc. Div. 100° 1	Sc. Div. 99° 7	Sc. Div. 97° 7	Sc. Div. 96° 4	Sc. Div. 96° 3	Sc. Div. 98° 45
98° 7	99° 1	100° 0	100° 9	100° 0	99° 6	100° 1	100° 2	99° 5	97° 9	97° 0	98° 5	98° 49
98° 9	99° 0	99° 0	99° 0	99° 0	99° 1	99° 3	99° 4	99° 1	97° 7	96° 7	97° 7	98° 53
—	—	—	—	—	—	—	—	—	—	—	—	99° 19
99° 4	99° 3	99° 0	99° 4	98° 9	98° 7	99° 1	99° 3	100° 4	99° 6	98° 9	99° 1	99° 22
98° 8	99° 0	99° 0	98° 8	99° 0	99° 1	99° 4	100° 2	100° 4	99° 8	98° 9	99° 1	99° 22
99° 1	99° 8	99° 3	99° 3	99° 8	100° 0	100° 2	101° 3	101° 4	100° 1	99° 7	100° 8	99° 71
98° 1	99° 8	99° 4	99° 8	100° 3	99° 5	100° 1	100° 9	103° 3	102° 1	100° 6	99° 6	99° 93
98° 1	98° 8	99° 0	99° 3	99° 3	99° 8	99° 7	100° 4	101° 3	99° 3	97° 5	97° 2	98° 74
98° 9	99° 0	99° 1	99° 0	99° 6	99° 9	100° 1	100° 3	100° 3	98° 4	97° 0	97° 7	99° 01
—	—	—	—	—	—	—	—	—	—	—	—	98° 73
98° 7	99° 1	99° 2	99° 2	99° 3	99° 5	99° 9	100° 4	100° 8	98° 8	97° 8	98° 3	98° 73
99° 3	99° 5	99° 6	99° 7	99° 4	100° 8	101° 2	101° 7	103° 3	101° 2	99° 4	98° 0	99° 75
99° 4	98° 9	98° 2	97° 9	99° 5	99° 9	99° 3	99° 3	99° 8	98° 8	97° 8	97° 9	98° 95
100° 0	99° 9	99° 8	99° 2	99° 2	99° 9	99° 5	100° 1	100° 8	100° 7	98° 1	97° 7	98° 64
99° 7	99° 4	99° 2	99° 2	99° 1	99° 0	99° 3	100° 4	101° 8	100° 3	99° 0	98° 1	98° 60
99° 3	99° 0	99° 1	99° 2	99° 2	99° 8	100° 1	100° 5	100° 8	99° 2	98° 7	97° 9	99° 11
—	—	—	—	—	—	—	—	—	—	—	—	99° 29
99° 1	99° 2	99° 1	99° 1	99° 2	99° 2	99° 5	99° 8	100° 3	99° 0	97° 9	98° 1	99° 29
99° 1	99° 2	99° 2	99° 1	99° 1	99° 2	99° 4	99° 5	99° 9	98° 2	96° 8	97° 6	98° 68
97° 9	98° 5	98° 8	98° 1	98° 7	99° 0	98° 2	98° 7	100° 3	99° 1	98° 3	100° 0	98° 52
96° 9	96° 5	97° 0	98° 7	97° 8	100° 2	99° 9	99° 6	101° 8	101° 3	99° 3	97° 0	98° 31
97° 0	97° 2	98° 0	98° 1	98° 0	98° 1	98° 3	98° 9	100° 4	98° 9	97° 0	96° 1	97° 39
97° 4	98° 0	97° 8	99° 2	99° 3	99° 2	99° 2	100° 1	101° 2	100° 8	100° 0	100° 0	97° 94
—	—	—	—	—	—	—	—	—	—	—	—	98° 95
98° 5	98° 8	99° 0	99° 2	99° 3	99° 2	99° 8	99° 9	101° 3	100° 0	99° 0	98° 5	98° 95
98° 4	98° 2	98° 8	99° 0	98° 5	99° 1	99° 6	100° 7	102° 3	101° 0	98° 9	97° 4	98° 84
99° 0	98° 9	98° 7	98° 6	98° 8	98° 9	99° 4	100° 3	101° 8	100° 0	98° 6	97° 9	98° 42
99° 1	99° 1	99° 1	99° 2	99° 3	99° 5	100° 3	100° 6	101° 8	101° 0	99° 8	99° 8	98° 61
99° 1	99° 1	99° 0	98° 9	99° 0	99° 0	99° 7	100° 3	100° 3	99° 6	97° 7	96° 0	98° 70
99° 1	99° 8	99° 8	99° 8	100° 0	100° 1	100° 6	101° 3	102° 2	100° 3	98° 6	97° 3	98° 77
98° 71	98° 91	98° 97	99° 11	99° 19	99° 43	99° 67	100° 16	100° 97	99° 66	98° 35	98° 13	98° 79
—	—	—	—	—	—	—	—	—	—	—	—	98° 76
99° 2	99° 2	99° 2	98° 9	98° 9	99° 0	99° 2	99° 7	101° 7	100° 2	99° 2	100° 5	98° 76
98° 9	98° 9	98° 8	99° 0	99° 0	98° 8	98° 9	99° 0	99° 7	98° 9	97° 3	98° 0	99° 03
98° 9	98° 9	98° 3	98° 2	98° 2	98° 2	98° 8	99° 2	100° 2	99° 3	97° 3	96° 9	98° 46
98° 6	98° 4	98° 4	98° 7	98° 4	98° 5	98° 7	99° 6	100° 8	99° 3	97° 9	97° 1	98° 19
98° 8	98° 9	98° 9	98° 9	99° 0	99° 1	99° 4	100° 1	101° 9	101° 0	99° 2	98° 4	98° 45
98° 1	98° 1	98° 7	98° 5	98° 8	98° 8	99° 2	100° 0	101° 8	100° 4	99° 0	97° 9	98° 01
—	—	—	—	—	—	—	—	—	—	—	—	98° 00
97° 9	97° 9	97° 8	98° 1	98° 2	98° 1	98° 7	99° 7	100° 6	99° 3	96° 9	96° 2	98° 00
97° 9	98° 2	97° 9	98° 2	98° 3	98° 2	98° 6	98° 8	100° 0	98° 7	96° 2	95° 0	97° 74
98° 0	98° 0	98° 0	97° 9	97° 8	97° 9	98° 4	99° 2	100° 5	99° 4	98° 4	97° 2	97° 59
97° 9	98° 0	97° 9	97° 9	97° 8	97° 8	98° 3	98° 8	100° 7	100° 6	99° 1	99° 0	98° 33
97° 6	97° 9	97° 8	98° 1	98° 1	98° 2	98° 4	99° 0	100° 1	98° 7	96° 4	95° 2	97° 87
98° 2	98° 2	98° 3	98° 5	98° 7	98° 1	98° 9	99° 4	101° 3	100° 4	98° 6	96° 0	97° 66
—	—	—	—	—	—	—	—	—	—	—	—	98° 57
97° 1	99° 1	99° 1	99° 0	98° 5	99° 1	99° 9	100° 7	101° 8	100° 6	99° 7	98° 5	98° 57
98° 1	97° 3	99° 5	99° 5	98° 6	99° 3	99° 8	100° 4	102° 0	101° 7	100° 5	101° 0	98° 63
98° 0	98° 2	98° 4	98° 4	98° 7	98° 7	99° 2	100° 0	101° 5	100° 8	99° 0	97° 5	98° 47
98° 1	98° 1	98° 3	98° 9	98° 7	99° 0	99° 2	100° 2	101° 2	100° 5	98° 1	96° 5	98° 11
98° 5	99° 0	98° 7	99° 0	98° 8	99° 7	99° 8	100° 7	102° 6	100° 2	97° 6	97° 6	98° 44
97° 2	97° 8	98° 2	98° 2	98° 7	99° 0	98° 8	99° 2	100° 2	99° 2	97° 1	96° 7	97° 25
—	—	—	—	—	—	—	—	—	—	—	—	98° 37
98° 0	98° 2	98° 1	98° 2	98° 8	98° 8	99° 1	100° 1	100° 8	99° 6	97° 8	96° 0	98° 37
98° 8	98° 9	98° 8	98° 9	99° 2	99° 4	99° 6	100° 2	102° 2	101° 3	100° 1	99° 0	98° 43
98° 1	98° 1	98° 8	98° 8	99° 1	99° 1	99° 8	100° 3	101° 4	100° 0	97° 4	96° 7	98° 42
97° 9	98° 1	98° 0	98° 4	98° 4	98° 5	98° 7	99° 3	101° 2	100° 5	99° 0	99° 2	98° 28
98° 3	98° 2	98° 4	98° 9	98° 9	98° 9	99° 2	99° 8	100° 5	99° 1	97° 0	95° 1	98° 69
98° 6	98° 2	98° 1	98° 1	97° 7	98° 2	99° 2	99° 6	101° 8	101° 0	98° 1	96° 1	98° 28
—	—	—	—	—	—	—	—	—	—	—	—	98° 01
97° 8	97° 8	97° 5	97° 4	98° 0	98° 4	98° 7	99° 1	100° 8	100° 1	99° 6	99° 0	98° 01
98° 18	98° 30	98° 39	98° 50	98° 53	98° 67	99° 06	99° 68	101° 09	100° 03	98° 26	97° 45	98° 24

99° 10

98° 52

98° 12

98° 24

DECLINATION.													
Angular Value of one Scale Division of the Declinometer = 0'·711. Increasing Numbers denote decreasing Westerly Declination.													
Mean Göttingen Time. } }	0h.	1h.	2h.	3h.	4h.	5h.	6h.	7h.	8h.	9h.	10h.	11h.	
JULY.	1	Sc. Div. 98°3	Sc. Div. 98°5 ^a	Sc. Div. 98°5	Sc. Div. 98°0	Sc. Div. 98°0	Sc. Div. 98°1	Sc. Div. 97°6	Sc. Div. 97°0	Sc. Div. 97°1	Sc. Div. 97°2	Sc. Div. 97°5	
	2	95°4	94°3	94°5	96°2	97°9	96°6	95°4	95°3	95°9	96°0	97°0	
	3	97°7	98°1	98°2	98°4	98°9	97°5	96°9	96°0	96°2	97°0	97°3	
	4	96°1	97°1	96°0	97°4	98°6	98°0	96°3	95°9	96°6	96°9	97°1	97°5
	5	97°2	98°2	98°2	98°1	98°3	98°5	97°6	96°9	97°3	97°8	98°0	98°1
	6	96°7	97°0	97°3	97°0	97°1	98°0	98°0	97°9	98°0	98°0	98°2	98°1
	7	—	—	—	—	—	—	—	—	—	—	—	—
	8	93°6	94°9	96°2	96°8	94°9	94°1	94°9	95°5	95°9	96°5	96°6	96°8
	9	94°7	96°4	98°8	99°6	98°1	96°6	96°2	97°0	97°5	97°0	96°9	96°9
	10	98°1	98°9	98°1	98°9	98°6	97°8	95°9	95°9	96°3	96°7	96°8	96°9
	11	95°2	95°6	99°0	99°6	99°0	98°3	97°2	96°2	96°3	96°5	96°9	96°9
	12	97°0	97°0	96°0	96°3	95°6	96°3	96°0	96°0	96°1	96°5	96°8	96°8
	13	97°7	95°9	96°9	96°9	95°5	94°4	94°2	95°6	95°7	96°1	96°8	96°8
	14	—	—	—	—	—	—	—	—	—	—	—	—
	15	97°9	96°2	96°2	96°0	95°0	94°8	95°9	95°2	95°7	95°8	96°2	96°9
	16	95°8	94°5	93°2	93°4	95°7	96°0	95°6	95°6	96°2	96°7	96°8	97°0
	17	98°2	98°0	96°1	96°9	97°8	98°5	96°3	95°4	95°6	95°3	96°0	96°3
	18	96°6	96°2	95°9	96°8	97°0	96°0	95°8	95°1	95°0	95°4	96°0	96°9
	19	97°9	98°1	97°9	98°1	98°1	97°7	96°5	96°1	96°0	96°1	96°3	96°8
	20	95°3	95°2	96°0	95°9	97°0	97°2	96°8	96°0	96°0	96°2	96°7	96°9
	21	—	—	—	—	—	—	—	—	—	—	—	—
	22	92°8	93°3	94°5	95°9	97°0	96°8	96°1	95°9	96°0	96°2	96°2	96°9
	23	95°9	101°9	100°5	99°1	98°4	97°0	96°7	96°4	96°4	96°8	96°9	96°9
	24	94°9	94°5	94°8	97°2	97°6	96°6	95°9	95°2	96°5	96°6	97°0	97°1
	25	94°2	95°6	96°9	97°0	96°3	95°8	95°3	95°0	93°2	96°0	95°5	95°7
	26	94°9	93°1	93°1	94°5	95°5	95°9	95°0	95°3	95°9	96°0	95°9	96°0
	27	96°6	96°5	96°9	96°9	98°1	96°7	95°7	95°1	95°8	96°3	96°0	95°8
	28	—	—	—	—	—	—	—	—	—	—	—	—
	29	93°4	95°9	96°8	97°0	96°9	96°1	96°4	95°7	95°9	95°9	96°0	96°1
	30	94°8	95°9	96°0	96°4	96°2	96°3	96°4	95°1	95°2	95°6	95°9	96°2
	31	95°6	94°3	94°3	93°8	96°9	98°0	96°6	95°3	95°2	95°8	96°3	95°8
Hourly Means	96°02	96°34	96°55	96°97	97°19	96°80	96°19	95°84	96°06	96°40	96°65	96°82	
AUGUST.	1	94°1	94°6	95°0	95°5	95°9	94°5	92°6	93°5	90°9	92°0	93°1	
	2	95°0	96°5	95°2	94°8	94°4	94°2	93°2	93°5	94°3	94°0	94°4	
	3	91°9	93°5	93°9	96°5	96°1	95°8	94°0	94°0	94°9	94°9	95°0	
	4	—	—	—	—	—	—	—	—	—	—	—	
	5	93°0	94°1	95°3	96°9	96°5	94°9	95°7	95°2	95°3	95°2	95°2	
	6	94°0	94°3	93°8	94°7	96°0	95°4	94°5	94°8	95°0	95°5	95°8	
	7	94°0	93°7	93°9	95°9	98°5	97°8	96°1	96°0	96°0	96°0	95°9	
	8	93°8	91°9	92°3	94°5	96°0	95°9	95°9	95°8	95°8	95°7	95°9	
	9	93°9	92°0	93°4	95°8	93°9	92°7	92°5	92°9	92°9	94°1	94°5	
	10	93°0	92°0	91°5	94°3	97°6	96°9	95°8	95°1	95°5	96°0	96°0	
	11	—	—	—	—	—	—	—	—	—	—	—	
	12	95°1	94°9	94°9	97°0	97°8	96°5	95°2	94°7	95°2	95°7	95°8	
	13	95°0	95°1	95°8	95°8	95°9	95°8	95°1	95°1	95°9	95°9	96°1	
	14	94°1	93°9	93°1	95°3	96°1	96°0	96°4	95°8	95°8	96°0	96°2	
	15	93°8	91°8	92°7	95°4	96°0	96°0	96°0	96°0	96°0	96°2	96°4	
	16	96°1	94°7	94°3	94°0	96°1	96°7	96°1	95°1	95°9	95°9	96°0	
	17	94°1	96°7	97°9	98°0	97°0	97°0	96°4	95°2	95°3	95°2	96°0	
	18	—	—	—	—	—	—	—	—	—	—	—	
	19	93°9	94°3	94°2	96°0	97°8	96°1	95°8	95°6	96°0	96°3	96°5	
	20	95°2	94°8	96°4	98°4	98°3	97°6	96°1	95°9	95°9	96°0	96°0	
	21	93°1	93°0	93°1	96°4	99°2	98°4	96°9	96°3	96°7	96°9	96°9	
	22	95°2	94°8	94°3	94°6	95°7	96°9	96°1	95°1	96°1	96°2	96°3	
	23	91°3	91°1	91°1	91°3	92°5	94°1	93°8	94°9	94°9	95°1	95°0	
	24	95°8	95°6	95°3	95°7	97°4	97°1	96°0	95°1	95°7	95°9	94°9	
	25	—	—	—	—	—	—	—	—	—	—	—	
	26	96°4	94°6	93°6	94°9	96°0	96°1	95°9	95°9	96°0	96°1	96°1	
	27	94°4	95°2	95°0	96°6	97°1	96°0	96°0	95°7	96°0	96°0	96°0	
	28	96°4	97°0	96°8	96°7	96°9	97°0	96°4	96°9	96°4	96°4	96°6	
	29	94°1	93°1	92°5	93°8	95°7	97°9	98°1	97°9	97°9	97°1	96°0	
	30	95°9	95°7	92°7	93°2	94°7	93°4	94°0	95°5	95°5	95°0	95°0	
	31	93°9	93°2	91°6	93°2	94°1	97°0	96°0	95°4	95°7	96°0	95°9	
September 1	—	—	—	—	—	—	—	—	—	—	—		
Hourly Means	94°31	94°15	94°06	95°38	96°27	96°06	95°43	95°29	95°46	95°60	95°69	95°97	

* 5 minutes late.

DECLINATION.

Zero Scale Division = 153°0, corresponding to 22° 46' W.

12h.	13h.	14h.	15h.	16h.	17h.	18h.	19h.	20h.	21h.	22h.	23h.	Meana.
Sc. Div.	Sc. Div.	Sc. Div.	Sc. Div.	Sc. Div.	Sc. Div.	Sc. Div.	Sc. Div.	Sc. Div.	Sc. Div.	Sc. Div.	Sc. Div.	Sc. Div.
97°9	98°0	98°0	97°7	97°4	97°5	97°9	98°6	100°3	99°9	98°6	97°1	98°01
97°1	97°5	97°9	97°7	97°7	97°9	97°9	98°3	99°5	98°7	97°0	97°0	96°91
97°7	97°8	97°9	97°9	98°4	98°5	98°8	99°5	101°0	99°9	97°5	96°2	97°95
97°8	97°9	97°9	98°0	98°0	98°1	98°4	99°0	99°7	99°1	98°8	97°4	97°65
98°2	98°4	98°4	98°4	98°3	98°3	98°8	99°6	101°2	100°7	98°5	96°4	98°31
—	—	—	—	—	—	—	—	—	—	—	—	—
97°9	97°1	97°2	97°0	97°7	97°3	97°2	98°3	101°4	100°2	97°3	95°0	97°70
97°0	97°7	97°1	97°5	97°9	97°1	97°6	97°4	98°7	97°6	95°4	94°4	96°34
97°1	97°1	97°1	96°9	96°9	96°5	96°7	97°2	98°7	97°7	97°3	97°4	97°18
96°9	96°7	96°8	97°0	97°1	97°3	97°8	98°4	98°4	97°7	96°4	96°0	97°31
97°1	97°5	97°4	97°1	97°0	97°0	97°2	98°1	98°8	98°8	97°0	96°6	97°35
97°0	97°0	97°1	97°1	97°1	97°0	97°9	98°4	100°4	99°8	99°0	98°0	97°17
—	—	—	—	—	—	—	—	—	—	—	—	—
97°1	97°2	97°2	97°2	97°3	97°5	98°4	99°4	100°7	100°2	99°1	98°0	97°16
97°3	97°8	97°8	97°3	97°1	97°0	97°3	98°3	100°0	99°8	98°5	97°2	96°97
97°1	97°1	97°1	97°6	97°1	97°1	97°2	98°2	100°8	101°0	99°1	98°0	96°83
97°2	97°0	97°3	97°2	97°1	97°2	98°4	99°2	100°3	99°0	98°5	96°9	97°32
96°9	96°9	96°8	96°9	97°0	97°0	97°2	98°3	99°7	99°3	98°8	97°2	96°86
97°1	97°1	97°0	97°0	97°3	97°3	97°8	98°8	100°2	98°8	97°5	95°9	97°39
—	—	—	—	—	—	—	—	—	—	—	—	—
97°0	97°0	97°2	97°9	97°9	97°9	97°8	98°4	98°8	96°3	94°2	93°2	96°62
97°1	97°2	97°3	97°2	97°1	97°8	97°9	99°0	99°5	100°3	96°4	92°5	96°54
97°0	97°1	97°0	97°1	97°4	97°8	98°2	98°7	100°1	98°8	97°1	96°4	97°73
97°1	97°4	98°1	98°6	98°4	99°3	99°2	98°9	97°8	97°5	96°0	95°1	96°97
96°0	96°0	96°1	96°2	97°0	97°1	97°8	97°9	99°5	98°4	96°9	95°9	96°30
96°5	96°2	96°3	96°8	96°9	96°9	97°3	97°8	98°5	97°5	96°5	96°3	96°02
—	—	—	—	—	—	—	—	—	—	—	—	—
96°2	96°2	96°2	95°7	95°4	95°2	95°9	96°8	98°7	97°9	96°7	93°8	96°29
96°2	96°2	96°3	96°2	96°6	96°9	97°3	99°0	100°2	98°7	96°9	95°2	96°57
96°2	96°3	96°3	96°2	96°5	96°8	97°0	98°2	100°9	100°2	98°0	96°0	96°61
96°0	96°5	96°9	96°9	97°1	97°1	97°8	99°0	101°0	98°3	96°8	94°6	96°49
97°03	97°11	97°17	97°19	97°29	97°35	97°73	98°47	99°81	98°97	97°40	96°06	97°06
93°9	94°8	94°9	93°9	94°8	94°7	95°4	97°3	100°5	98°7	95°3	95°1	94°76
95°2	95°6	95°1	95°5	95°7	96°0	97°0	97°1	98°4	96°4	94°3	92°4	95°13
—	—	—	—	—	—	—	—	—	—	—	—	—
95°7	95°8	95°8	95°9	95°9	95°9	95°6	96°0	97°8	96°4	95°3	94°1	95°26
95°6	95°9	96°0	95°9	96°0	96°0	95°9	96°3	97°8	96°6	94°9	94°4	95°58
95°9	95°8	95°5	95°5	95°5	95°5	95°6	96°1	98°5	97°3	96°7	95°4	95°54
95°9	95°6	95°9	95°9	95°9	95°9	96°3	97°2	100°1	98°8	96°4	94°7	96°18
95°8	96°1	95°9	95°9	95°9	95°9	95°8	97°1	99°7	99°5	97°4	95°4	95°82
95°9	95°1	95°8	95°8	96°8	96°8	97°3	98°7	100°0	98°5	97°2	95°1	95°27
—	—	—	—	—	—	—	—	—	—	—	—	—
95°8	95°9	95°7	96°4	96°2	96°9	97°0	97°5	97°3	97°1	96°1	94°9	95°69
96°1	96°2	96°4	96°9	96°7	96°9	97°0	97°9	98°7	96°0	94°0	93°9	96°07
96°5	96°3	96°5	96°8	96°9	97°3	97°8	98°2	98°1	96°7	94°8	94°0	96°16
96°7	96°8	96°9	96°9	96°9	97°0	97°5	98°8	100°7	100°0	98°2	96°1	96°56
97°3	97°2	97°2	97°2	97°2	97°2	97°8	98°8	99°9	99°1	98°0	97°2	96°56
96°7	96°5	97°2	97°1	97°2	97°1	97°7	99°1	101°2	100°2	97°9	95°0	96°69
—	—	—	—	—	—	—	—	—	—	—	—	—
96°9	96°9	97°0	97°0	97°1	97°0	97°1	97°3	99°2	98°0	96°9	94°9	96°68
96°6	97°0	97°0	97°2	97°3	97°3	97°7	98°2	99°1	97°3	96°0	95°0	96°45
96°7	96°9	97°0	97°7	97°5	97°8	97°8	99°1	100°9	98°5	95°6	94°1	96°93
97°2	97°1	97°1	97°0	96°9	97°0	97°1	98°1	99°7	98°4	96°3	95°4	96°71
95°8	95°5	95°2	96°2	96°2	96°2	96°9	97°8	98°8	96°6	94°5	92°1	95°78
95°1	95°1	95°8	96°2	96°2	96°6	97°6	99°0	100°5	98°9	97°5	96°1	95°19
—	—	—	—	—	—	—	—	—	—	—	—	—
96°0	95°9	96°0	96°0	96°1	96°2	96°7	98°0	99°1	97°7	96°4	96°1	96°31
95°9	95°9	95°8	96°2	96°2	96°7	97°8	99°0	99°4	97°9	96°1	95°0	96°23
96°9	96°5	96°3	96°0	96°2	96°5	97°0	98°3	98°6	97°0	95°2	95°0	96°26
96°9	96°8	96°9	96°7	96°9	97°0	97°9	99°8	102°1	100°9	98°6	95°9	97°36
96°9	96°3	95°9	94°2	96°0	95°6	95°9	98°1	99°8	99°8	99°5	98°0	96°55
95°1	94°9	95°5	95°1	95°9	95°7	94°9	98°7	100°8	99°1	97°1	95°9	95°59
—	—	—	—	—	—	—	—	—	—	—	—	—
96°8	96°1	96°2	96°3	96°3	96°5	97°2	98°6	98°9	97°1	95°0	94°9	95°75
96°14	96°09	96°17	96°20	96°39	96°49	96°86	98°00	99°47	98°09	96°34	95°04	96°04

DECLINATION.													
Angular Value of One Scale Division of the Declinometer = 0' 711. Increasing Numbers denote decreasing Westerly Declination.													
Mean Göttingen Time. } }	0h.	1h.	2h.	3h.	4h.	5h.	6h.	7h.	8h.	9h.	10h.	11h.	
	Sc. Div.	Sc. Div.	Sc. Div.	Sc. Div.	Sc. Div.	Sc. Div.	Sc. Div.	Sc. Div.	Sc. Div.	Sc. Div.	Sc. Div.	Sc. Div.	
SEPTEMBER	2	95° 1	95° 1	95° 6	96° 2	96° 9	98° 0	96° 8	95° 5	96° 1	96° 2	96° 2	96° 5
	3	96° 6	95° 3	94° 2	96° 7	97° 5	98° 0	97° 0	96° 1	96° 5	96° 7	96° 8	86° 9
	4	95° 9	95° 4	95° 1	95° 2	94° 6	97° 4	97° 1	96° 1	96° 2	96° 5	97° 0	96° 6
	5	93° 5	93° 1	93° 1	94° 8	96° 0	96° 9	96° 8	96° 9	97° 1	96° 9	96° 9	96° 9
	6	95° 3	95° 8	95° 1	94° 7	96° 0	99° 0	98° 1	97° 0	97° 0	97° 2	97° 4	97° 5
	7	98° 5	98° 5	98° 1	96° 7	97° 8	97° 2	97° 5	96° 5	97° 0	97° 1	97° 1	97° 2
	8	—	—	—	—	—	—	—	—	—	—	—	—
	9	96° 0	96° 1	96° 5	96° 3	96° 8	96° 8	96° 7	96° 6	97° 0	97° 1	97° 0	96° 8
	10	95° 7	96° 9	97° 3	96° 5	95° 7	95° 3	96° 8	97° 2	97° 3	97° 3	97° 4	97° 8
	11	93° 0	94° 4	95° 3	94° 9	94° 4	96° 3	97° 6	97° 3	97° 4	97° 3	97° 6	97° 9
	12	98° 5	97° 5	97° 0	98° 0	97° 0	96° 9	97° 1	98° 0	98° 0	98° 0	98° 4	98° 1
	13	98° 0	97° 5	97° 0	99° 4	99° 9	99° 1	98° 0	98° 2	98° 1	98° 2	98° 3	98° 5
	14	99° 0	98° 6	97° 1	99° 0	98° 0	98° 8	98° 4	99° 0	98° 9	98° 8	98° 6	98° 8
	15	—	—	—	—	—	—	—	—	—	—	—	—
	16	96° 8	97° 7	97° 2	96° 5	97° 0	97° 8	98° 1	97° 8	98° 1	98° 0	98° 3	98° 1
	17	98° 9	100° 0	100° 0	99° 2	99° 6	98° 1	98° 0	98° 1	98° 0	98° 0	97° 9	97° 8
	18	96° 6	98° 2	98° 6	98° 0	97° 8	97° 8	98° 3	97° 7	97° 9	97° 6	97° 6	98° 0
	19	95° 6	98° 9	99° 9	100° 8	100° 1	100° 5	99° 0	98° 0	98° 0	97° 9	97° 9	98° 0
	20	98° 0	99° 8	100° 3	100° 8	98° 7	97° 8	97° 1	97° 1	97° 3	96° 3	96° 8	97° 6
	21	94° 9	95° 3	97° 9	99° 1	100° 1	99° 9	98° 3	97° 8	97° 8	97° 7	97° 8	97° 8
	22	—	—	—	—	—	—	—	—	—	—	—	—
	23	98° 6	99° 0	98° 5	98° 0	97° 4	96° 5	97° 1	97° 9	97° 9	97° 9	97° 9	98° 0
	24	94° 2	96° 4	98° 8	98° 1	96° 9	96° 9	97° 1	98° 0	98° 0	97° 9	98° 0	98° 2
	25	95° 9	99° 0	100° 9	99° 9	97° 9	96° 3	96° 8	97° 8	98° 4	98° 0	97° 9	98° 0
	26	97° 9	99° 5	99° 5	98° 3	96° 3	95° 1	95° 2	95° 5	94° 5	95° 9	95° 9	96° 2
	27	93° 0	95° 7	96° 0	96° 3	95° 7	94° 1	95° 8	95° 3	95° 8	95° 9	96° 8	97° 2
	28	95° 4	97° 9	99° 6	97° 9	96° 0	96° 0	95° 7	96° 0	96° 2	96° 9	97° 0	97° 3
	29	—	—	—	—	—	—	—	—	—	—	—	—
	30	98° 9	100° 6	99° 9	96° 8	94° 2	94° 4	94° 9	95° 4	95° 9	96° 0	96° 8	96° 8
	Hourly Means	96° 39	97° 29	97° 54	97° 52	97° 13	97° 24	97° 17	97° 07	97° 22	97° 25	97° 41	97° 54
OCTOBER.	1	95° 0	96° 3	97° 2	95° 6	93° 4	92° 5	92° 1	94° 0	93° 5	94° 1	95° 8	95° 7
	2	97° 5	98° 0	99° 1	98° 1	95° 9	96° 0	96° 2	95° 1	95° 2	96° 0	95° 7	96° 9
	3	97° 2	97° 4	97° 5	96° 4	95° 4	95° 2	96° 0	96° 4	96° 1	96° 0	96° 1	96° 7
	4	98° 2	99° 2	99° 8	98° 8	96° 1	95° 6	95° 8	95° 5	96° 5	96° 8	96° 8	96° 5
	5	96° 5	97° 1	98° 8	98° 0	96° 9	94° 9	95° 3	95° 8	95° 7	95° 7	95° 8	95° 9
	6	—	—	—	—	—	—	—	—	—	—	—	—
	7	98° 8	100° 3	100° 8	99° 2	97° 2	96° 4	96° 0	96° 5	96° 6	96° 5	96° 7	96° 9
	8	98° 6	99° 9	100° 5	100° 2	98° 4	96° 4	95° 9	96° 0	96° 3	96° 9	96° 9	96° 8
	9	100° 0	100° 0	99° 3	98° 8	97° 3	95° 9	96° 0	96° 8	97° 0	96° 9	97° 0	97° 0
	10	99° 1	100° 1	100° 6	98° 8	96° 9	95° 7	95° 9	97° 0	96° 6	96° 9	97° 2	97° 3
	11	99° 7	100° 9	100° 6	99° 9	96° 9	95° 1	95° 5	97° 2	96° 9	96° 9	97° 1	97° 1
	12	97° 5	98° 1	99° 8	99° 3	97° 8	96° 0	95° 6	96° 2	97° 0	97° 1	97° 4	97° 7
	13	—	—	—	—	—	—	—	—	—	—	—	—
	14	97° 4	99° 0	99° 5	98° 5	96° 5	95° 0	95° 9	95° 6	96° 5	96° 9	97° 1	97° 0
	15	99° 8	102° 5	102° 9	101° 0	98° 5	96° 3	96° 0	96° 7	97° 1	97° 4	97° 5	97° 4
	16	101° 0	101° 0	99° 1	96° 0	94° 2	93° 9	95° 2	96° 4	96° 9	97° 0	97° 0	97° 0
	17	100° 8	101° 1	100° 3	99° 5	97° 2	95° 0	96° 0	96° 2	96° 8	97° 0	97° 0	97° 1
	18	96° 8	96° 9	98° 0	98° 2	97° 1	96° 1	96° 1	96° 9	97° 6	97° 6	98° 1	98° 0
	19	98° 1	98° 5	99° 5	97° 7	95° 5	95° 4	97° 0	97° 0	97° 3	97° 6	97° 5	97° 4
	20	—	—	—	—	—	—	—	—	—	—	—	—
	21	95° 5	95° 9	94° 7	94° 2	93° 0	92° 4	92° 8	94° 0	94° 9	95° 9	96° 0	96° 2
	22	97° 8	98° 2	97° 4	96° 2	94° 2	93° 0	94° 2	96° 2	96° 2	96° 8	96° 7	96° 5
	23	97° 4	99° 2	99° 2	98° 8	96° 4	95° 2	95° 0	96° 0	96° 3	96° 5	96° 9	96° 6
	24	96° 2	98° 9	98° 1	96° 9	95° 3	94° 1	95° 1	96° 6	96° 5	96° 8	97° 0	96° 8
	25	102° 1	102° 2	100° 9	97° 9	95° 3	94° 5	94° 8	96° 4	96° 3	97° 4	96° 5	96° 3
	26	100° 4	100° 6	99° 5	98° 1	96° 0	93° 6	93° 0	94° 8	95° 6	95° 0	95° 1	96° 9
	27	—	—	—	—	—	—	—	—	—	—	—	—
	28	96° 8	99° 5	99° 1	98° 0	96° 5	94° 4	94° 3	95° 1	95° 2	95° 7	95° 5	95° 5
	29	97° 2	98° 9	99° 2	98° 3	96° 7	95° 1	94° 7	95° 0	95° 7	96° 2	94° 9	95° 1
	30	99° 0	99° 4	100° 0	100° 0	98° 2	96° 5	96° 0	95° 5	95° 9	96° 1	96° 0	96° 2
	31	99° 8	100° 9	101° 5	99° 1	97° 9	95° 9	94° 2	94° 4	96° 2	95° 8	96° 1	96° 1
Hourly Means	98° 30	99° 26	99° 37	98° 20	96° 32	95° 04	95° 21	95° 90	96° 24	96° 50	96° 57	96° 69	

DECLINATION.

Zero Scale Division = 153° 0, corresponding to 22° 46' W.

12h.	13h.	14h.	15h.	16h.	17h.	18h.	19h.	20h.	21h.	22h.	23h.	Means.
Sc. Div.	Sc. Div.	Sc. Div.	Sc. Div.	Sc. Div.	Sc. Div.	Sc. Div.	Sc. Div.	Sc. Div.	Sc. Div.	Sc. Div.	Sc. Div.	Sc. Div.
96°2	96°2	96°1	96°5	96°1	96°9	97°3	98°7	100°1	99°3	98°2	97°0	96°78
97°0	97°0	96°9	97°1	97°1	96°8	97°7	99°2	99°7	98°5	97°9	96°9	97°09
96°6	96°2	96°3	96°2	96°8	97°0	97°0	98°6	99°2	97°3	95°9	94°5	96°45
96°9	96°8	96°4	96°2	96°7	96°9	97°3	99°3	99°9	97°7	95°8	95°6	96°43
97°2	97°2	97°1	97°0	97°0	97°3	97°5	99°6	101°1	98°8	98°0	97°9	97°32
—	—	—	—	—	—	—	—	—	—	—	—	—
96°3	96°5	96°8	97°7	97°0	97°5	98°3	100°8	102°2	100°1	97°9	96°5	97°78
96°8	97°1	96°9	96°9	96°9	97°1	98°0	99°9	100°2	97°9	96°3	95°2	97°04
97°3	97°4	98°2	97°5	97°7	97°8	98°3	100°7	100°3	97°1	95°0	93°4	97°16
97°9	97°9	97°8	98°0	98°2	98°9	99°7	98°2	97°3	100°7	99°9	99°1	97°37
98°1	98°1	98°1	98°1	98°7	98°9	99°6	102°3	102°6	100°2	98°3	97°6	98°46
98°8	98°9	98°6	98°3	98°5	98°3	98°8	101°7	102°1	100°1	99°1	98°8	98°84
—	—	—	—	—	—	—	—	—	—	—	—	—
98°0	98°0	97°8	97°8	98°0	98°2	98°3	101°8	102°8	100°0	97°5	96°0	98°63
97°8	97°4	97°0	97°4	97°9	98°0	98°9	101°1	101°0	99°2	97°3	97°8	98°01
98°0	98°2	97°9	97°8	97°3	97°9	98°5	101°2	100°1	97°8	96°1	95°8	98°34
98°0	97°9	97°9	97°3	97°4	97°8	98°6	100°7	100°2	97°7	94°9	94°0	97°77
97°9	97°4	97°0	97°0	98°0	97°2	97°2	100°2	99°9	97°9	97°1	96°0	98°22
97°3	97°1	96°9	97°1	97°8	97°8	98°2	100°0	99°9	97°1	94°6	93°9	97°72
—	—	—	—	—	—	—	—	—	—	—	—	—
97°9	97°9	97°8	97°5	97°3	97°6	98°0	98°8	97°1	96°3	95°9	97°0	97°65
98°0	97°8	97°2	97°1	97°2	97°0	97°8	98°9	98°0	96°2	95°6	94°3	97°49
98°3	98°0	98°0	98°1	98°1	98°1	97°8	99°5	98°1	96°6	95°0	93°7	97°41
97°0	96°3	96°9	96°1	95°0	95°8	96°1	96°8	96°8	97°4	97°7	96°9	97°32
96°8	96°8	96°9	96°8	96°2	96°1	96°6	98°0	96°8	95°9	93°2	91°8	96°32
97°8	97°3	97°1	97°2	96°4	97°0	97°4	99°3	97°5	95°6	95°3	94°5	96°25
—	—	—	—	—	—	—	—	—	—	—	—	—
96°4	96°8	96°2	96°2	96°7	95°9	96°3	96°9	94°6	93°3	94°8	96°5	96°35
97°3	97°9	97°9	97°2	96°0	95°9	95°4	95°8	94°7	95°0	94°5	94°0	96°34
97°42	97°36	97°27	97°20	97°20	97°35	97°78	99°52	99°29	97°75	96°47	95°79	97°38
95°6	95°7	96°2	96°4	96°4	96°2	96°4	96°3	96°0	96°2	95°9	96°0	95°35
96°4	96°5	96°6	66°8	97°0	96°8	96°6	97°6	96°2	95°4	96°1	97°0	96°61
96°6	96°5	96°6	96°4	96°5	96°8	97°0	99°2	97°7	96°5	97°2	97°2	96°69
97°1	97°0	96°8	96°2	96°5	96°8	97°0	99°8	97°8	96°7	96°5	96°0	97°07
—	—	—	—	—	—	—	—	—	—	—	—	—
96°0	95°9	96°1	96°2	96°3	96°8	97°3	99°3	98°3	96°3	96°7	96°0	96°57
96°7	96°1	95°6	96°9	96°5	97°5	97°3	98°1	95°5	94°7	95°0	96°9	97°03
96°9	96°8	96°1	96°8	96°9	96°9	97°0	97°3	95°8	96°6	97°1	98°3	97°30
97°0	96°9	96°3	96°2	96°2	96°2	96°2	96°2	93°8	94°3	96°2	97°2	96°86
97°0	96°9	96°9	96°8	96°3	96°4	96°7	97°5	94°8	93°7	95°0	96°8	96°95
97°0	97°1	97°0	96°8	97°0	97°0	97°3	98°7	95°7	93°3	93°9	95°3	97°08
—	—	—	—	—	—	—	—	—	—	—	—	—
97°7	97°5	97°8	98°0	97°8	96°9	97°0	97°3	93°8	91°9	93°8	96°5	96°89
96°9	97°0	96°9	96°3	95°9	95°5	95°8	96°7	94°3	94°8	96°0	97°0	96°58
97°2	96°8	96°9	96°9	96°7	96°8	96°0	96°2	94°2	92°9	93°0	95°4	97°17
97°0	96°8	96°8	96°8	96°5	96°3	96°2	96°7	95°3	94°5	95°9	98°2	96°74
97°5	97°2	97°0	96°8	96°5	96°3	96°6	96°8	93°8	92°3	92°9	94°8	96°77
97°8	97°7	97°3	97°1	97°1	96°6	96°3	97°2	95°2	95°4	97°0	97°3	97°06
—	—	—	—	—	—	—	—	—	—	—	—	—
96°9	95°9	94°2	93°1	90°4	88°8	86°8	92°5	93°4	94°4	94°9	95°3	95°21
96°2	95°9	94°9	94°9	95°1	94°7	94°7	94°0	92°3	91°8	93°7	96°0	94°57
96°3	95°8	95°8	95°7	95°1	94°9	94°9	94°9	92°0	91°3	92°2	95°0	95°30
96°8	96°8	96°9	95°5	95°2	95°2	95°6	96°2	94°0	92°5	92°9	94°8	96°08
96°5	96°2	96°1	95°9	95°4	95°2	94°9	94°1	91°3	91°4	94°5	96°9	95°69
96°9	96°2	95°1	95°1	94°1	94°0	93°8	93°8	93°1	93°2	94°9	96°0	96°12
—	—	—	—	—	—	—	—	—	—	—	—	—
96°5	95°9	95°8	94°9	94°9	93°9	93°8	94°4	91°4	89°4	91°0	93°2	95°15
96°2	95°9	95°1	94°9	94°7	94°8	95°6	95°7	91°9	90°3	90°9	93°8	95°22
96°1	96°1	95°2	95°4	96°0	95°9	95°8	95°1	90°2	88°2	92°2	95°6	95°37
96°3	96°2	96°4	96°1	95°9	96°0	95°8	96°4	93°1	91°5	93°2	96°3	96°33
96°6	96°1	95°9	96°0	95°9	95°9	96°0	95°9	92°6	91°0	91°1	92°5	95°97
96°73	96°49	96°23	96°11	95°88	95°74	95°72	96°44	94°20	93°35	94°43	95°97	96°29

DECLINATION.													
Angular Value of one Scale Division of the Declinometer = 0'·711. Increasing Numbers denote decreasing Westerly Declination.													
Mean Göttingen Time. } }	0h.	1h.	2h.	3h.	4h.	5h.	6h.	7h.	8h.	9h.	10h.	11h.	
NOVEMBER.	1	Sc. Div. 96°0	Sc. Div. 99°4	Sc. Div. 101°8	Sc. Div. 99°2	Sc. Div. 97°5	Sc. Div. 95°1	Sc. Div. 94°8	Sc. Div. 94°7	Sc. Div. 95°1	Sc. Div. 96°2	Sc. Div. 96°4	
	2	95°8	97°2	98°6	98°9	98°1	96°2	95°3	95°7	96°0	96°1	95°9	
	3	—	—	—	—	—	—	—	—	—	—	—	
	4	97°9	99°1	98°2	97°4	95°1	93°5	94°9	95°4	95°9	95°9	96°3	97°0
	5	97°2	97°9	97°3	96°1	95°5	95°5	96°1	97°2	96°7	96°5	96°8	96°7
	6	98°0	98°8	98°4	98°6	98°6	96°4	95°4	96°0	96°3	96°6	97°0	97°0
	7	101°9	102°2	99°5	96°9	95°9	95°9	95°9	96°3	95°9	96°9	—	—
	8	102°0	102°2	100°7	99°2	97°5	95°9	95°9	96°9	96°9	97°1	97°2	97°2
	9	100°9	100°1	98°9	98°2	96°2	94°2	95°3	96°9	97°6	97°9	96°9	97°0
	10	—	—	—	—	—	—	—	—	—	—	—	—
	11	98°2	98°3	99°2	97°5	97°0	94°4	95°0	95°3	96°0	95°8	95°7	95°7
	12	98°8	99°4	100°7	100°1	98°3	96°7	96°4	95°7	96°1	96°7	96°7	96°7
	13	96°1	98°8	99°1	99°1	98°0	96°0	95°1	95°1	96°6	96°9	96°2	96°2
	14	99°0	101°5	100°6	99°4	97°4	96°3	96°4	96°1	96°0	96°1	96°4	96°7
	15	96°3	97°9	98°3	97°2	95°1	94°8	95°0	95°2	95°9	96°2	96°9	97°2
	16	93°9	97°8	97°6	98°4	98°1	94°9	93°9	95°8	92°2	93°2	94°2	94°6
	17	—	—	—	—	—	—	—	—	—	—	—	—
	18	94°1	94°9	95°0	95°9	95°9	95°2	95°2	95°1	95°1	95°4	95°9	95°1
	19	97°9	98°0	97°9	96°3	94°1	93°5	93°8	94°9	95°4	95°1	95°2	95°8
	20	93°9	94°9	94°9	94°9	93°8	92°9	93°1	94°4	95°9	95°9	95°9	95°9
	21	97°2	96°8	96°4	95°9	94°8	94°2	94°1	94°5	95°1	95°7	96°0	96°0
	22	99°1	99°0	98°0	96°3	93°8	94°4	93°0	91°8	93°7	94°8	94°9	94°9
	23	94°0	95°0	94°5	92°9	92°1	91°9	92°4	93°9	94°9	94°9	95°1	95°7
	24	—	—	—	—	—	—	—	—	—	—	—	—
	25	97°0	96°6	95°8	95°3	94°3	93°0	93°1	93°9	94°9	95°1	95°2	95°4
	26	94°9	97°0 ^a	97°3	95°9	94°9	94°9	94°3	94°5	95°0	95°1	95°4	95°4
	27	95°9	96°8	97°2	96°0	95°0	93°3	93°2	94°6	95°9	96°1	96°6	96°2
	28	97°5	98°3	97°5	94°9	93°9	93°1	93°1	93°3	94°7	95°1	95°7	95°5
	29	93°4	94°9	94°9	94°2	92°4	91°3	91°3	92°1	93°9	94°1	94°9	94°8
	30	92°9	95°9	95°7	96°0	94°8	93°4	93°1	94°1	94°7	95°0	95°2	95°7
	31	—	—	—	—	—	—	—	—	—	—	—	—
Hourly Means	96°92	98°03	97°85	96°95	95°69	94°49	94°43	94°98	95°48	95°78	95°94	96°08	
DECEMBER.	1	—	—	—	—	—	—	—	—	—	—	—	
	2	96°9	95°8	96°0	97°1	96°8	95°5	94°9	94°3	95°7	95°5	96°0	
	3	95°9	95°0	94°1	93°2	91°8	91°6	92°8	93°9	94°9	95°4	95°8	
	4	97°8	97°9	96°1	96°3	94°9	94°2	95°9	94°0	92°8	94°7	95°4	
	5	96°8	97°1	96°1	93°9	92°9	92°8	93°3	94°3	95°1	95°3	95°9	
	6	95°5	96°0	96°8	95°8	94°0	92°7	93°0	94°1	94°9	95°1	95°4	
	7	99°5	96°6	97°8	94°1	91°4	91°4	92°8	94°8	95°2	95°3	95°8	
	8	—	—	—	—	—	—	—	—	—	—	—	
	9	96°4	96°9	96°9	96°0	93°1	91°2	92°3	94°3	95°9	95°8	96°0	
	10	96°2	97°2	97°1	96°7	93°8	91°5	92°0	94°8	95°8	95°9	95°7	
	11	97°9	98°2	98°0	97°4	95°7	94°1	94°1	95°1	95°3	95°8	95°6	
	12	99°3	99°2	99°9	98°1	95°8	94°5	94°5	93°1	94°9	95°1	95°1	
	13	97°0	95°9	95°9	94°9	92°1	91°2	92°4	93°8	94°8	95°0	95°0	
	14	99°1	100°2	100°6	98°7	96°0	95°0	94°2	92°0	91°0	93°9	94°8	
	15	—	—	—	—	—	—	—	—	—	—	—	
	16	93°0	94°2	94°3	92°7	92°2	92°7	92°2	92°4	93°5	93°0	93°9	
	17	94°1	94°4	94°0	91°6	91°3	93°8	92°9	93°1	93°2	94°0	94°2	
	18	95°1	95°1	95°1	93°9	91°5	92°9	94°3	94°0	93°9	94°1	94°9	
	19	96°3	97°2	96°9	95°6	93°7	92°4	90°9	91°5	93°5	94°1	94°9	
	20	97°7	97°1	93°8	93°1	91°5	91°2	91°5	93°1	93°9	93°4	94°5	
	21	93°9	92°9	90°1	90°6	91°1	91°0	90°2	90°9	92°5	93°8	94°0	
	22	—	—	—	—	—	—	—	—	—	—	—	
	23	95°4	95°4	95°9	94°4	92°8	92°2	92°8	92°9	93°2	94°0	94°0	
	24	97°2	97°5	96°4	93°8	91°5	90°9	91°5	92°9	93°8	94°8	94°9	
	25	—	—	—	—	—	—	—	—	—	—	—	
	26	96°6	97°5	95°6	93°2	92°1	91°9	91°8	92°5	93°1	93°5	94°1	
	27	98°5	98°1	96°1	91°9	91°0	92°1	92°1	92°5	94°1	94°9	94°5	
	28	93°9	95°5	96°1	92°8	91°1	91°0	91°0	91°5	93°1	94°2	94°2	
	29	—	—	—	—	—	—	—	—	—	—	—	
	30	93°0	96°8	93°6	91°6	93°3	93°0	91°9	90°9	91°9	92°9	93°2	
	31	95°9	95°8	95°5	91°0	90°6	90°0	90°1	90°8	92°1	93°9	94°1	
Hourly Means	96°36	96°66	95°95	94°34	92°88	92°43	92°58	93°10	93°92	94°54	94°88	95°20	

^a Two minutes late.

DECLINATION.

Zero Scale Division = 153° 0, corresponding to 22° 46' W.

12h.	13h.	14h.	15h.	16h.	17h.	18h.	19h.	20h.	21h.	22h.	23h.	Means.
Sc. Div. 96° 5	Sc. Div. 95° 9	Sc. Div. 96° 0	Sc. Div. 96° 5	Sc. Div. 96° 7	Sc. Div. 95° 5	Sc. Div. 95° 6	Sc. Div. 95° 1	Sc. Div. 92° 7	Sc. Div. 92° 2	Sc. Div. 92° 3	Sc. Div. 93° 8	Sc. Div. 95° 88
—	—	—	—	—	—	—	—	—	—	—	—	—
97° 2	96° 8	96° 0	96° 1	95° 5	95° 1	95° 5	96° 3	93° 5	91° 3	92° 2	94° 9	95° 89
96° 9	97° 2	96° 4	96° 2	96° 1	96° 8	—	96° 2	93° 6	93° 7	97° 5	98° 8	96° 35
96° 3	96° 8	96° 8	96° 2	96° 1	96° 1	95° 6	94° 1	91° 3	91° 0	95° 0	98° 8	95° 98
97° 0	96° 5	96° 1	95° 9	95° 9	95° 4	95° 4	95° 1	93° 5	93° 2	93° 8	96° 1	96° 29
—	—	96° 2	96° 0	95° 9	95° 3	95° 5	95° 6	92° 4	94° 0	96° 9	99° 3	96° 72
97° 2	97° 0	96° 9	96° 2	96° 2	96° 0	95° 7	94° 6	92° 2	93° 0	96° 9	100° 1	97° 11
—	—	—	—	—	—	—	—	—	—	—	—	—
97° 8	97° 2	97° 2	96° 8	96° 7	96° 3	95° 8	94° 4	90° 1	88° 2	93° 9	98° 2	96° 36
96° 0	95° 1	95° 3	95° 2	94° 9	94° 9	94° 4	94° 4	91° 5	91° 5	94° 1	96° 8	95° 51
96° 3	96° 1	95° 8	95° 8	94° 9	94° 9	94° 4	94° 5	92° 8	92° 6	93° 1	94° 3	96° 16
96° 2	95° 9	95° 8	95° 1	95° 0	94° 1	94° 1	94° 2	93° 4	94° 4	95° 6	96° 5	95° 98
96° 7	96° 3	96° 1	96° 0	95° 9	95° 6	95° 1	94° 1	92° 4	91° 8	92° 9	94° 5	96° 22
97° 2	97° 5	97° 6	97° 3	96° 9	95° 9	95° 8	94° 5	91° 1	88° 7	91° 5	94° 2	95° 59
—	—	—	—	—	—	—	—	—	—	—	—	—
95° 1	95° 3	94° 9	94° 7	94° 7	94° 2	94° 0	94° 5	93° 1	92° 7	92° 7	93° 2	94° 74
95° 3	94° 9	94° 8	94° 2	94° 2	94° 2	93° 9	93° 3	93° 0	93° 4	95° 3	98° 0	94° 89
95° 1	95° 1	94° 5	94° 3	94° 0	94° 0	93° 8	93° 5	92° 3	92° 3	92° 9	93° 5	94° 72
95° 9	95° 0	94° 5	94° 2	94° 1	93° 5	93° 2	92° 2	92° 9	94° 5	95° 9	96° 9	94° 55
95° 6	95° 3	94° 9	94° 9	94° 9	93° 9	93° 6	92° 6	90° 9	91° 9	93° 1	95° 5	94° 74
95° 1	93° 4	92° 0	92° 1	91° 9	91° 4	89° 5	92° 1	90° 9	91° 0	92° 2	92° 9	93° 67
—	—	—	—	—	—	—	—	—	—	—	—	—
95° 0	94° 9	94° 4	93° 9	93° 1	93° 1	92° 9	92° 4	90° 8	90° 9	93° 1	95° 0	93° 62
95° 8	95° 2	94° 8	94° 3	94° 2	93° 8	93° 7	93° 9	91° 5	90° 4	90° 0	91° 3	94° 10
95° 4	95° 1	94° 9	94° 3	94° 2	94° 0	93° 4	93° 5	90° 3	88° 3	90° 1	93° 2	94° 22
95° 2	95° 8	94° 2	94° 2	93° 8	92° 3	92° 0	91° 3	90° 0	89° 9	92° 0	93° 8	94° 22
95° 1	94° 7	94° 1	94° 1	93° 1	91° 9	92° 1	93° 3	91° 4	90° 8	91° 0	92° 0	94° 01
95° 0	94° 9	94° 8	94° 1	94° 1	93° 9	93° 8	93° 1	90° 8	90° 1	91° 0	92° 1	93° 33
—	—	—	—	—	—	—	—	—	—	—	—	—
95° 9	95° 8	95° 1	95° 0	95° 3	94° 8	94° 5	94° 2	91° 4	91° 2	93° 9	94° 6	94° 51
96° 03	95° 75	95° 39	95° 14	94° 93	94° 49	94° 13	93° 96	91° 92	91° 65	93° 42	95° 32	95° 19
—	—	—	—	—	—	—	—	—	—	—	—	—
95° 9	95° 5	95° 4	94° 5	94° 1	94° 1	93° 8	93° 3	91° 0	89° 8	90° 9	94° 8	94° 73
95° 5	95° 5	95° 7	95° 3	95° 1	94° 2	94° 2	93° 4	91° 1	88° 9	90° 1	94° 0	93° 88
95° 1	95° 1	94° 9	94° 1	93° 3	92° 8	93° 0	91° 9	89° 3	88° 2	89° 0	94° 6	93° 97
95° 7	95° 1	94° 8	94° 8	94° 7	94° 0	93° 8	92° 3	90° 4	89° 8	91° 6	93° 6	94° 16
95° 3	95° 1	94° 9	94° 2	94° 0	93° 9	93° 7	92° 9	92° 3	91° 1	91° 9	95° 9	94° 33
—	—	—	—	—	—	—	—	—	—	—	—	—
95° 2	95° 0	94° 9	94° 9	94° 3	94° 3	94° 1	93° 4	92° 4	93° 0	93° 5	95° 1	94° 69
95° 9	95° 2	95° 0	93° 9	93° 3	92° 9	92° 6	91° 8	91° 1	91° 1	93° 3	94° 1	94° 21
95° 6	95° 4	94° 9	94° 1	93° 9	93° 3	92° 8	91° 7	91° 3	92° 0	93° 7	95° 0	94° 42
95° 3	95° 1	94° 3	94° 1	93° 1	93° 0	92° 7	91° 6	91° 0	93° 5	96° 7	99° 1	95° 11
95° 2	95° 1	94° 8	94° 1	93° 5	92° 3	91° 8	90° 8	90° 2	90° 3	92° 9	94° 9	94° 61
95° 2	95° 0	94° 9	94° 2	94° 0	94° 0	93° 6	92° 7	91° 1	91° 4	93° 9	96° 9	94° 17
—	—	—	—	—	—	—	—	—	—	—	—	—
94° 0	93° 9	93° 9	93° 4	93° 0	92° 1	92° 0	91° 9	89° 7	87° 2	87° 4	89° 8	93° 72
94° 0	94° 1	94° 0	93° 8	93° 2	92° 7	92° 2	91° 9	90° 8	91° 3	91° 8	93° 9	92° 99
94° 4	94° 1	94° 9	93° 2	92° 9	92° 8	91° 8	91° 8	90° 7	90° 8	93° 5	95° 0	93° 21
94° 3	94° 0	93° 9	93° 2	92° 7	92° 0	92° 2	91° 8	91° 7	92° 2	94° 1	95° 5	93° 64
94° 9	94° 1	93° 7	92° 9	92° 8	92° 6	91° 8	90° 6	89° 9	90° 4	94° 4	95° 6	93° 55
94° 2	94° 6	93° 8	92° 2	91° 7	90° 7	89° 6	90° 2	89° 8	91° 5	93° 0	93° 1	92° 89
—	—	—	—	—	—	—	—	—	—	—	—	—
94° 2	93° 8	93° 1	93° 1	92° 9	92° 8	91° 6	91° 0	89° 9	90° 2	91° 4	92° 9	92° 17
93° 9	93° 8	93° 1	93° 0	92° 5	92° 1	91° 0	89° 8	88° 2	88° 8	91° 0	94° 0	92° 55
94° 9	94° 3	94° 0	93° 2	92° 8	92° 4	92° 0	92° 0	90° 1	90° 0	94° 0	96° 3	93° 57
—	—	—	—	—	—	—	—	—	—	—	—	—
94° 9	94° 5	94° 7	94° 1	94° 1	92° 7	91° 8	90° 4	89° 3	89° 6	91° 1	93° 5	93° 23
94° 0	94° 8	95° 1	94° 9	94° 2	93° 8	93° 6	92° 2	90° 7	90° 1	90° 1	90° 7	93° 52
—	—	—	—	—	—	—	—	—	—	—	—	—
91° 8	93° 2	93° 9	95° 4	93° 8	94° 1	92° 1	90° 4	87° 8	86° 2	86° 4	87° 6	92° 15
94° 8	94° 7	93° 8	93° 8	92° 0	92° 0	91° 7	91° 5	89° 0	87° 0	87° 2	91° 1	92° 28
94° 1	94° 1	94° 1	93° 6	93° 9	93° 1	93° 1	93° 3	91° 1	88° 0	87° 7	90° 8	92° 56
94° 53	94° 60	94° 42	93° 92	93° 47	92° 99	92° 50	91° 78	90° 40	90° 06	91° 62	93° 91	93° 79

95° 95

94° 20

94° 19

92° 97

DECLINATION.													
Angular Value of one Scale Division of the Declinometer = 0' 711. Increasing Numbers denote decreasing Westerly Declination.													
Mean Göttingen Time.	0h.	1h.	2h.	3h.	4h.	5h.	6h.	7h.	8h.	9h.	10h.	11h.	
JANUARY.	Sc. Div.	Sc. Div.	Sc. Div.	Sc. Div.	Sc. Div.	Sc. Div.	Sc. Div.	Sc. Div.	Sc. Div.	Sc. Div.	Sc. Div.	Sc. Div.	
	1	93'9	93'9	91'6	89'5	88'5	90'1	92'2	92'5	93'0	93'4	94'0	93'9
	2	91'9	91'8	90'4	90'4	89'1	89'1	90'6	91'4	92'4	93'2	93'1	93'2
	3	92'9	92'9	91'3	91'0	90'9	90'7	90'9	91'1	92'1	93'3	94'0	93'9
	4	92'9	92'9	93'2	92'7	92'2	92'7	93'1	93'1	92'9	93'7	93'9	94'1
	5	—	—	—	—	—	—	—	—	—	—	—	—
	6	90'4	89'1	90'1	92'9	94'0	94'1	93'0	92'8	93'2	94'2	94'1	94'1
	7	97'3	94'4	93'7	94'1	95'1	95'2	95'1	93'1	93'2	94'0	94'4	94'1
	8	94'3	96'3	97'2	97'1	96'2	95'8	95'2	94'1	94'6	95'0	94'9	94'1
	9	94'2	96'0	95'1	92'7	92'7	93'3	94'2	94'9	95'1	94'3	91'5	92'1
	10	90'9	91'8	91'1	90'9	91'6	91'4	91'4	92'2	93'2	93'7	93'4	93'1
	11	95'6	94'3	92'9	93'2	93'4	92'9	92'1	92'2	93'1	93'8	93'5	93'2
	12	—	—	—	—	—	—	—	—	—	—	—	—
	13	95'6	97'0	95'0	93'8	94'5	93'8	93'0	92'1	93'0	93'2	93'3	93'1
	14	90'0	92'8	91'7	92'0	43'3	93'6	93'2	92'9	93'1	93'4	93'3	93'3
	15	92'9	92'4	92'1	92'4	94'9	94'6	93'9	93'2	93'6	94'2	94'2	94'1
	16	90'1	92'7	94'2	92'2	92'0	92'0	91'3	92'1	93'0	93'8	94'0	94'0
	17	92'9	95'6	96'2	94'9	94'2	93'8	93'2	93'2	94'1	94'1	94'3	94'0
	18	92'0	92'0	91'6	91'1	92'1	92'7	91'5	91'9	92'4	93'2	93'2	93'2
	19	—	—	—	—	—	—	—	—	—	—	—	—
	20	95'0	96'0	95'9	94'2	92'5	92'1	92'0	92'2	93'1	93'1	92'9	92'9
	21	91'2	94'5	94'9	94'8	93'7	92'2	91'0	91'5	93'3	93'2	93'2	92'9
	22	92'8	97'6	99'2	98'7	98'1	96'1	93'5	92'1	92'8	93'0	92'8	92'9
	23	96'1	100'7	99'9	96'5	93'1	90'1	90'8	91'8	92'1	91'5	92'3	92'5
	24	95'9	101'0	99'9	98'3	97'0	94'0	91'2	88'9	90'2	91'8	92'1	92'3
	25	92'2	95'3	96'4	95'2	95'3	92'8	91'1	91'0	92'2	92'1	92'9	92'0
	26	—	—	—	—	—	—	—	—	—	—	—	—
	27	91'2	96'8	98'9	100'2	98'2	96'2	94'0	92'3	92'1	92'1	92'4	92'2
	28	90'0	93'0	97'2	97'8	95'9	93'3	92'0	91'4	92'0	91'0	90'1	89'9
	29	90'1	95'1	97'2	96'6	94'2	92'9	91'2	89'8	90'8	90'8	91'9	91'8
	30	86'3	90'2	94'3	94'4	93'1	91'8	90'2	90'2	90'1	92'5	91'8	92'0
31	90'0	92'0	92'1	92'8	90'1	89'0	89'5	90'5	91'7	91'9	92'3	92'6	
Hourly Means	92'54	94'37	94'57	94'09	93'55	92'83	92'24	92'02	92'68	93'09	93'10	93'02	
FEBRUARY.	1	90'7	93'9	95'4	92'9	91'4	90'2	89'0	88'8	90'6	91'2	91'1	91'2
	2	—	—	—	—	—	—	—	—	—	—	—	—
	3	90'0	90'4	92'1	92'8	92'2	91'8	90'0	89'4	90'7	91'0	91'1	91'0
	4	89'1	91'0	92'9	92'3	91'1	89'1	88'1	89'2	90'8	91'0	91'3	91'2
	5	92'1	93'9	96'9	96'1	95'8	93'0	91'2	90'9	91'6	92'0	92'3	92'3
	6	91'0	92'1	92'9	92'4 ^a	91'0	89'9	88'0	88'5	90'4	90'9	90'9	90'4
	7	92'4	91'9	93'0	94'1	93'2	91'8	90'9	90'2	91'0	91'2	90'9	91'0
	8	86'1	89'0	90'7	92'1	92'1	90'6	89'1	89'1	89'2	90'8	91'1	91'2
	9	—	—	—	—	—	—	—	—	—	—	—	—
	10	85'6	88'9	91'8	91'7	89'8	89'0	88'5	89'0	90'0	90'3	91'8	91'1
	11	86'2	89'5	93'2	94'9	95'2	93'0	90'8	89'5	90'4	91'0	91'2	91'2
	12	86'9	91'2	92'0	91'0	90'6	90'0	91'2	91'2	90'8	90'8	91'0	91'1
	13	90'2	93'9	95'0	95'1	93'2	92'9	91'0	90'0	90'0	90'0	90'6	90'9
	14	88'0	90'0	92'1	93'5	93'1	93'0	92'4	91'4	90'2	90'3	90'6	90'8
	15	90'8	91'1	91'3	91'3	91'6	91'5	90'8	89'9	90'0	90'3	90'7	90'9
	16	—	—	—	—	—	—	—	—	—	—	—	—
	17	90'8	93'0	95'1	95'1	94'4	92'9	90'1	90'1	90'8	90'8	91'0	91'2
	18	88'0	91'7	92'0	90'8	90'2	89'8	89'4	90'3	91'1	91'2	91'2	91'2
	19	90'1	91'5	91'2	91'2	91'0	90'7	90'5	91'0	91'2	91'5	92'1	91'8
	20	92'1	94'5	93'0	92'5	92'8	91'8	90'2	90'1	90'9	90'9	90'1	90'2
	21	91'0	92'1	92'4	91'9	90'8	89'2	88'4	89'1	88'9	88'9	90'0	89'9
	22	89'1	90'9	91'9	91'0	89'7	88'6	88'2	89'1	89'7	89'1	89'9	89'9
	23	—	—	—	—	—	—	—	—	—	—	—	—
	24	88'2	92'2	94'0	92'9	91'2	89'0	87'9	89'0	90'0	89'1	91'1	89'5
	25	90'8	92'9	92'1	89'8	89'3	88'1	86'8	86'9	88'6	89'0	89'0	90'0
	26	89'3	89'4	89'1	89'2	90'3	89'0	88'2	88'1	88'9	89'1	89'5	89'0
	27	90'1	91'3	92'1	91'4	90'9	90'5	90'1	88'9	89'1	89'8	89'8	89'8
	28	88'9	88'1	88'8	89'0	89'2	89'2	89'2	89'4	88'5	89'6	88'9	89'1
Hourly Means	89'48	91'43	92'54	92'29	91'67	90'61	89'58	89'55	90'14	90'41	90'67	90'66	

^a Two minutes late.

DECLINATION.

Zero Scale Division = 153°0, corresponding to 22° 46' W.

12h.	13h.	14h.	15h.	16h.	17h.	18h.	19h.	20h.	21h.	22h.	23h.	Means.
Sc. Div. 94°0	Sc. Div. 93°9	Sc. Div. 93°4	Sc. Div. 92°9	Sc. Div. 92°1	Sc. Div. 92°1	Sc. Div. 92°7	Sc. Div. 93°1	Sc. Div. 91°5	Sc. Div. 89°7	Sc. Div. 89°0	Sc. Div. 89°9	Sc. Div. 92°12
93°2	93°9	93°9	93°1	93°1	93°0	92°8	93°3	93°1	92°0	92°0	93°9	92°25
93°8	93°6	93°3	93°7	93°1	93°1	92°9	93°3	92°0	90°7	89°5	90°9	92°29
93°5	93°4	93°1	92°9	92°9	93°0	93°6	94°9	94°1	91°9	91°1	91°2	93°04
93°6	93°6	93°7	93°0	93°1	93°1	93°0	93°6	94°1	94°3	96°3	97°9	93°39
93°9	93°1	92°7	92°3	92°1	92°2	92°4	92°2	90°9	90°7	91°4	92°9	93°35
93°9	93°0	92°9	91°9	91°8	91°5	91°2	90°2	88°3	87°7	88°6	91°9	93°24
89°9	89°1	87°8	89°0	89°9	88°6	88°8	88°2	85°4	85°2	87°1	90°1	91°05
92°9	92°4	91°6	91°3	90°8	90°0	90°2	90°4	89°0	88°8	89°4	93°4	91°45
92°0	92°0	91°7	92°0	91°7	91°1	92°0	92°6	89°1	84°1	84°1	87°6	91°67
92°7	92°6	92°4	92°1	91°8	91°8	92°4	92°8	91°2	89°2	88°1	87°9	92°60
92°8	92°8	92°3	92°2	91°5	91°2	91°9	92°6	88°9	86°8	87°9	90°9	91°85
93°9	93°4	93°0	92°2	92°1	91°9	91°6	91°6	90°3	87°8	87°3	87°4	92°29
93°5	93°2	92°9	92°6	92°1	92°5	92°4	92°2	91°4	89°2	87°8	88°5	92°07
94°0	93°2	92°9	92°4	92°1	91°2	91°6	92°4	91°3	90°0	89°9	89°7	92°97
93°4	93°1	90°1	89°5	88°9	88°3	88°7	88°9	86°9	86°9	90°4	92°9	91°04
92°8	92°6	92°2	92°1	91°2	90°9	90°1	91°5	89°8	87°4	86°5	87°4	91°93
92°8	92°1	92°1	91°8	91°4	91°5	91°2	91°1	88°5	86°9	86°1	87°9	91°66
92°5	92°5	93°1	92°8	92°5	92°1	92°1	91°3	88°2	84°9	85°2	88°4	92°72
92°0	91°9	92°9	91°9	92°3	91°3	91°8	92°6	90°6	86°3	85°9	87°0	92°25
91°8	90°8	90°9	91°7	92°1	92°3	92°0	91°7	87°7	84°7	85°2	87°9	92°14
91°8	92°2	91°9	91°9	91°3	91°0	91°8	92°2	90°2	86°8	86°4	89°0	91°87
92°1	92°1	91°8	91°8	91°8	92°0	92°3	92°8	91°8	88°6	87°1	85°8	92°77
91°1	90°9	91°2	91°2	90°9	91°5	90°9	91°5	90°1	85°1	83°7	85°9	91°15
91°8	91°8	91°0	91°3	91°8	91°3	91°4	92°3	92°4	90°7	89°3	86°9	91°85
91°7	91°8	91°9	91°3	91°2	91°8	91°5	92°4	91°4	88°1	85°9	87°2	90°96
92°0	92°1	92°1	91°3	91°0	90°8	91°1	91°6	91°6	88°8	87°0	88°1	90°92
92°72	92°49	92°18	91°93	91°73	91°52	91°64	91°97	90°36	88°27	88°08	89°57	92°11
91°0	90°4	90°0	89°8	89°6	89°8	89°8	89°4	88°2	86°4	87°4	90°0	90°34
90°5	90°2	89°7	89°3	89°1	89°2	89°8	90°8	90°0	87°9	86°9	86°0	90°08
91°0	90°4	90°1	89°4	89°5	89°8	90°0	89°9	87°6	84°9	84°9	87°9	89°69
91°6	90°0	89°1	88°9	88°9	88°5	88°2	88°9	88°1	85°4	84°2	86°9	90°70
90°2	89°9	89°9	89°2	89°2	89°0	89°1	89°2	86°6	84°3	85°6	90°7	89°64
91°0	90°9	90°3	89°8	89°1	88°9	89°2	89°6	87°8	85°7	84°9	84°2	90°12
90°9	90°1	89°4	89°1	89°1	88°2	88°6	89°1	88°1	84°7	83°3	83°2	88°95
90°8	90°6	90°1	90°1	90°0	90°1	90°2	90°1	88°2	85°3	83°6	84°1	89°15
91°2	91°0	90°8	90°4	90°2	89°8	90°0	90°8	89°9	86°7	85°3	85°6	90°32
91°0	90°7	90°1	91°1	90°3	89°8	90°2	90°4	90°1	88°4	87°4	88°1	90°22
90°9	90°9	90°9	90°8	90°4	90°2	90°1	90°1	87°8	85°9	86°3	87°9	90°62
90°8	90°4	90°0	89°9	89°9	89°9	90°1	90°7	89°2	86°6	85°4	87°2	90°23
90°9	90°4	90°0	89°8	90°0	90°0	89°8	89°8	87°8	86°3	86°9	88°1	90°00
91°2	92°1	90°8	90°5	90°3	90°4	90°3	90°1	89°3	86°7	84°8	85°6	90°72
91°2	90°9	90°3	90°1	90°1	90°1	90°1	90°7	88°8	86°1	85°9	88°9	90°00
91°2	91°0	90°6	90°5	90°3	90°1	90°1	90°6	88°8	86°0	86°3	88°9	90°34
90°0	89°8	89°7	89°9	89°8	89°8	90°1	89°9	88°3	84°9	85°6	88°6	90°23
89°8	90°1	90°2	89°5	89°8	90°4	89°8	89°1	87°0	85°0	84°4	86°6	89°35
91°1	89°2	89°0	89°9	89°8	89°0	89°0	88°2	86°5	83°7	84°0	86°2	88°86
89°9	90°1	88°9	89°0	89°3	89°9	89°0	90°6	88°5	87°4	88°1	89°2	89°75
91°0	90°5	88°9	90°8	90°1	89°8	90°0	89°0	88°3	85°7	85°9	87°3	89°23
89°2	90°0	90°0	90°2	89°1	89°0	89°2	89°0	86°7	84°9	85°1	88°1	88°73
89°9	89°9	90°3	90°0	89°8	89°3	89°1	88°9	87°2	84°9	85°5	86°8	89°39
89°9	89°8	90°8	89°7	89°9	89°8	89°3	89°9	87°9	86°0	86°3	88°0	88°97
90°67	90°39	90°04	89°90	89°73	89°62	89°63	89°78	88°19	85°82	85°58	87°25	89°82

DECLINATION.													
Angular Value of one Scale Division of the Declinometer = 0'711. Increasing Numbers denote decreasing Westerly Declination.													
Mean Göttingen Time. } }	0h.	1h.	2h.	3h.	4h.	5h.	6.	7h.	8h.	9h.	10h.	11h.	
MARCH.	1	89°9	90°1	91°9	91°9	90°4	89°0	88°4	89°2	90°1	90°2	90°2	
	2	—	—	—	—	—	—	—	—	—	—	—	
	3	89°0	90°2	90°2	89°9	89°9	90°0	89°9	90°5	90°1	90°8	90°3	90°5
	4	91°0	90°4	89°5	90°2	90°8	91°2	90°9	90°8	90°8	90°9	90°9	90°8
	5	91°8	92°0	92°0	91°6	91°3	90°8	91°1	91°2	90°9	90°2	90°2	90°2
	6	89°1	90°0	90°2	90°8	90°1	89°9	90°6	91°4	90°4	90°8	90°5	90°9
	7	89°8	91°2	92°1	91°3	91°1	90°9	90°5	89°9	89°5	90°1	90°2	90°1
	8	87°9	89°3	90°0	89°9	88°8	88°3	88°4	89°5	90°0	89°8	90°1	90°2
	9	—	—	—	—	—	—	—	—	—	—	—	—
	10	85°9	88°1	90°2	89°9	89°4	90°1	90°5	90°8	90°1	89°8	89°8	90°1
	11	90°2	90°7	91°6	91°8	91°1	91°1	90°8	89°8	89°8	89°2	89°1	89°8
	12	86°5	89°8	91°9	92°0	91°8	91°4	91°1	91°0	90°8	90°5	90°5	90°8
	13	88°9	91°0	92°0	90°8	91°6	90°8	90°8	90°0	90°7	90°7	90°1	99°3
	14	92°9	94°1	94°1	93°1	93°0	92°5	91°0	89°5	89°6	89°0	89°4	90°1
	15	89°8	91°0	91°0	91°9	91°5	90°5	90°1	90°1	89°2	89°8	90°1	90°9
	16	—	—	—	—	—	—	—	—	—	—	—	—
	17	89°0	90°0	90°0	89°8	89°1	90°1	90°9	90°8	90°7	90°7	90°4	90°2
	18	92°8	93°1	93°1	93°3	92°8	92°4	92°2	91°7	90°9	91°0	91°1	91°2
	19	91°9	92°0	92°9	92°1	91°8	91°2	90°1	90°8	89°8	89°5	89°5	90°3
	20	98°8	96°8	95°5	93°7	92°9	92°0	91°2	90°1	89°9	90°2	90°1	90°4
	21	^a —	—	—	—	—	—	—	—	—	—	—	—
	22	90°5	92°9	93°1	91°8	90°7	90°0	90°0	90°5	90°6	90°6	90°6	90°9
	23	—	—	—	—	—	—	—	—	—	—	—	—
	24	92°2	93°4	94°1	92°0	88°7	87°9	88°4	88°3	88°8	88°3	89°4	89°2
	25	88°4	91°8	92°1	91°9	91°9	91°0	90°2	90°8	90°1	89°9	90°2	90°4
	26	90°3	92°9	93°0	92°1	91°0	91°2	89°9	88°6	89°5	89°7	89°3	90°1
	27	86°1	88°8	89°5	90°0	90°4	89°3	90°4	88°1	88°4	89°1	89°1	89°3
	28	88°9	90°2	89°4	90°4	88°4	88°8	89°0	89°2	90°1	90°2	89°1	90°0
	29	88°1	91°0	90°1	90°1	89°2	89°8	89°1	90°0	89°8	89°6	89°8	90°1
	30	—	—	—	—	—	—	—	—	—	—	—	—
	31	92°1	93°0	92°1	91°3	90°7	91°1	91°8	91°2	91°0	90°8	90°5	90°4
Hourly Means	90°07	91°35	91°66	91°34	90°74	90°45	90°29	90°15	90°06	90°06	90°02	90°29	
APRIL.	1	94°0	94°5	93°3	91°8	91°1	91°2	91°7	90°1	90°7	91°0	90°9	90°7
	2	89°8	90°5	89°4	88°0	87°2	88°1	90°1	90°5	90°4	90°9	90°8	90°6
	3	94°2	95°4	92°6	90°1	90°2	89°8	89°1	90°3	90°0	89°9	92°0	90°0
	4	92°1	93°8	92°2	88°8	89°0	90°1	90°0	90°3	90°4	90°3	90°3	90°2
	5	94°6	97°1	95°2	91°4	88°2	88°4	89°6	90°8	90°7	90°6	90°7	90°8
	6	—	—	—	—	—	—	—	—	—	—	—	—
	7	94°2	94°7	93°1	91°1	90°3	89°3	89°1	90°1	90°5	89°9	90°0	90°0
	8	96°0	97°1	94°9	91°8	89°9	88°1	88°8	90°0	90°2	90°2	90°1	90°1
	9	93°8	95°9	93°1	89°9	88°0	87°2	87°2	89°2	90°0	90°0	90°0	90°1
	10	91°2	92°5	91°0	89°1	87°9	87°9	89°8	90°2	90°1	90°0	90°1	90°2
	11	93°2	94°4	93°1	92°5	91°0	89°9	89°0	89°9	90°3	89°8	90°2	90°1
	12	91°9	95°0	93°1	91°4	90°0	89°9	89°8	90°1	90°4	90°1	90°1	90°1
	13	—	—	—	—	—	—	—	—	—	—	—	—
	14	87°9	88°2	87°0	85°1	84°4	85°1	85°3	85°0	88°5	88°1	88°2	89°0
	15	91°1	92°6	92°0	91°1	90°0	89°1	88°7	88°5	88°9	88°6	88°9	89°3
	16	84°8	86°0	86°8	87°1	87°2	87°2	87°4	88°3	89°5	89°3	89°4	89°6
	17	86°9	88°9	88°2	88°5	88°0	88°5	89°2	89°4	89°2	89°2	89°3	89°5
	18	90°0	91°2	90°8	90°2	88°7	88°8	88°6	88°6	89°1	88°7	88°7	89°0
	19	91°1	92°7	92°6	90°6	90°1	88°9	87°9	88°6	88°2	88°8	88°7	88°9
	20	—	—	—	—	—	—	—	—	—	—	—	—
	21	90°0	91°2	89°0	87°8	87°9	87°9	87°6	88°5	88°9	88°6	89°2	89°2
	22	89°0	90°9	90°6	88°9	87°3	87°9	88°2	88°9	89°0	88°9	89°0	89°5
	23	89°0	91°9	90°9	89°0	88°7	88°3	88°5	88°1	89°1	89°4	90°0	89°9
	24	87°0	88°0	88°6	87°1	87°4	86°8	86°8	86°2	88°0	88°6	89°0	89°5
	25	91°2	91°8	90°3	89°2	87°1	86°8	87°5	87°8	88°0	88°2	88°2	88°8
	26	88°1	87°8	87°3	89°1	89°1	88°8	89°1	88°9	88°7	88°7	88°8	89°1
	27	—	—	—	—	—	—	—	—	—	—	—	—
	28	87°1	86°0	85°0	83°5	83°2	84°9	86°8	86°0	87°1	87°6	88°1	88°1
	29	89°8	90°8	89°7	88°5	88°8	88°3	87°2	87°8	88°9	88°2	88°3	88°6
	30	85°8	87°7	87°9	88°9	88°7	87°9	87°8	88°6	88°8	89°0	88°8	89°1
Hourly Means	90°53	91°79	90°68	89°25	88°44	88°27	88°48	88°87	89°37	89°33	89°53	89°62	

^a Good Friday.

DECLINATION.

Zero Scale Division = 153°0, corresponding to 22° 46' W.

12h.	13h.	14h.	15h.	16h.	17h.	18h.	19h.	20h.	21h.	22h.	23h.	Means.
Sc. Div.	Sc. Div.	Sc. Div.	Sc. Div.	Sc. Div.	Sc. Div.	Sc. Div.	Sc. Div.	Sc. Div.	Sc. Div.	Sc. Div.	Sc. Div.	Sc. Div.
90°2	90°1	90°5	90°2	90°5	90°4	90°2	90°8	89°2	86°2	86°1	87°1	89°71
90°8	90°3	89°8	89°8	90°1	90°1	89°5	89°5	87°0	83°6	85°7	89°7	89°47
90°8	90°7	90°0	89°9	89°9	89°9	89°9	90°2	88°7	86°5	86°8	89°1	90°02
90°2	90°2	90°0	89°9	89°9	89°9	89°9	89°6	86°5	85°2	85°8	87°2	89°90
90°9	90°9	90°4	89°8	89°8	89°7	89°5	89°6	87°4	86°6	87°9	89°1	89°85
90°2	90°0	89°9	89°8	89°8	89°8	89°7	90°8	89°2	85°4	84°9	86°2	89°68
90°0	89°9	89°0	88°8	89°1	89°5	89°4	89°5	88°4	85°6	84°8	85°1	88°80
90°2	89°8	89°8	89°4	89°5	89°5	89°5	89°7	88°2	86°2	87°2	88°9	89°27
89°8	89°9	90°2	90°0	90°2	90°2	90°0	90°2	88°3	85°1	84°4	85°7	89°54
90°9	90°5	90°1	90°1	90°1	90°1	90°1	90°4	89°2	87°2	86°9	86°8	90°02
90°7	90°8	90°1	89°9	89°8	88°8	89°0	89°3	86°9	85°3	86°9	89°8	89°79
89°8	89°8	90°0	90°0	90°8	90°4	89°8	90°7	89°7	85°5	84°3	86°9	90°25
90°9	88°8	89°4	89°1	89°5	90°1	90°3	91°0	90°6	87°9	86°9	86°7	89°88
90°9	90°5	90°0	90°0	90°2	90°3	90°6	90°6	88°7	86°6	87°4	90°8	89°93
91°0	90°8	90°4	90°5	90°9	90°6	90°7	90°7	89°2	87°2	87°3	89°1	91°00
89°8	89°9	90°0	90°9	90°5	90°1	90°4	90°9	91°2	90°2	91°5	95°4	90°95
90°3	90°1	89°5	90°0	89°9	89°1	89°5	90°5	89°8	86°1	85°5	85°9	90°74
90°1	90°0	91°8	90°1	89°8	90°6	89°9	90°4	89°6	88°7	89°3	90°2	90°53
90°0	90°5	90°4	89°9	91°7	90°7	89°6	89°5	86°9	85°2	84°9	86°1	89°42
90°8	91°4	91°0	90°9	91°0	90°6	90°2	90°8	88°8	86°0	85°4	87°2	90°12
89°5	89°8	90°2	91°9	90°1	90°0	90°2	89°7	87°5	84°4	82°7	82°8	89°43
89°3	90°4	91°0	90°8	90°6	90°4	90°5	90°8	89°8	86°8	84°9	86°1	89°16
89°9	90°0	90°2	90°0	90°6	90°8	90°0	91°5	89°5	84°9	84°1	84°9	89°17
90°2	90°3	90°1	90°1	90°7	90°8	90°7	91°4	89°8	86°4	87°2	89°8	89°76
90°6	90°7	90°6	90°8	90°9	90°9	90°9	91°9	90°4	87°5	86°8	89°9	90°75
90°31	90°24	90°18	90°10	90°24	90°13	90°00	90°40	88°82	86°25	86°22	87°86	89°89
90°8	90°4	90°6	90°3	91°1	91°2	91°2	91°8	92°1	88°1	86°1	87°4	90°92
90°6	91°2	90°8	90°2	90°7	91°1	91°3	91°9	90°5	88°3	89°1	90°9	90°12
90°3	90°1	90°1	89°8	89°1	89°0	89°6	90°2	89°7	87°8	87°7	89°0	90°25
90°8	90°5	90°2	89°9	89°9	89°9	90°2	90°8	90°0	88°5	88°1	91°4	90°32
90°4	90°2	90°2	89°9	89°9	90°0	90°2	91°2	90°4	87°4	87°3	90°6	90°66
90°0	89°9	90°0	89°8	89°7	89°5	89°2	88°8	87°5	84°3	85°9	89°9	89°87
90°2	90°0	89°8	89°7	89°9	89°8	89°7	89°1	86°1	83°2	83°8	88°2	89°86
90°2	90°0	90°1	90°0	89°7	89°8	89°5	89°1	87°3	83°7	84°0	88°2	89°42
90°2	90°2	89°9	89°9	89°9	89°9	90°0	90°2	89°7	87°1	87°8	90°2	89°79
90°0	90°0	88°8	89°9	89°9	90°0	90°1	90°9	89°9	87°5	86°3	87°9	90°19
87°0	86°9	88°7	87°2	86°3	89°7	88°1	89°2	91°7	87°0	85°9	86°8	89°43
89°1	89°5	89°3	89°9	89°8	89°9	90°0	90°9	89°8	88°3	88°5	89°1	88°13
89°4	89°5	89°8	89°6	89°9	90°0	90°2	90°3	88°9	85°8	83°7	83°1	89°14
89°8	89°8	89°9	89°8	89°7	89°6	89°7	90°0	89°1	86°9	85°8	85°6	88°26
89°9	89°9	89°6	89°6	89°5	89°6	89°8	90°1	89°8	88°2	86°5	87°1	88°93
89°0	88°9	89°6	89°2	90°4	90°1	89°6	90°1	89°8	88°7	88°3	88°9	89°37
88°8	90°3	89°2	88°2	88°5	88°8	89°0	89°7	89°3	88°2	87°3	87°9	89°26
89°8	89°9	89°3	89°3	89°3	89°6	89°6 ^a	89°9	89°1	86°8	85°7	86°9	88°76
89°8	89°2	89°2	89°2	89°2	89°7	89°8	90°2	90°5	88°2	86°0	86°1	88°97
90°0	89°2	89°1	89°2	89°4	89°2	89°2	89°8	90°0	89°1	87°0	86°1	89°17
90°0	90°0	89°9	89°9	89°9	89°9	90°1	90°9	91°5	88°0	86°2	87°7	88°62
89°5	89°2	89°5	89°8	89°3	89°4	89°4	90°3	91°4	89°5	88°7	88°1	89°12
86°8	88°2	88°8	88°2	88°5	89°8	88°1	89°8	92°0	89°9	87°9	86°9	88°68
87°9	88°0	88°3	88°2	88°2	88°8	89°4	90°3	90°2	88°5	87°4	87°4	87°33
88°6	88°6	88°5	88°6	88°4	88°7	88°9	90°1	89°9	86°7	84°8	84°2	88°37
88°3	88°0	85°7	85°5	84°5	85°9	85°9	87°8	88°0	86°9	86°4	87°0	87°45
89°51	89°52	89°42	89°25	89°25	89°57	89°53	90°13	89°78	87°41	86°62	87°79	89°25

^a Nine minutes late; not included in the means.

DECLINATION.													
Angular Value of one Scale Division of the Declinometer = 0'.711. Increasing Numbers denote decreasing Westerly Declination.													
Mean Göttingen Time. } }	0h.	1h.	2h.	3h.	4h.	5h.	6h.	7h.	8h.	9h.	10h.	11h.	
	Sc. Div.	Sc. Div.	Sc. Div.	Sc. Div.	Sc. Div.	Sc. Div.	Sc. Div.	Sc. Div.	Sc. Div.	Sc. Div.	Sc. Div.	Sc. Div.	
MAY.	1	87.9	88.1	86.8	85.9	86.6	87.8	87.2	88.2	88.1	87.6	87.6	
	2	87.0	87.8	86.2	85.6	86.9	88.4	88.9	88.5	88.5	88.0	88.1	
	3	88.2	89.2	88.8	88.9	90.4	91.7	89.2	88.3	88.7	88.7	88.9	
	4	—	—	—	—	—	—	—	—	—	—	—	—
	5	86.5	86.1	86.5	87.1	89.1	88.2	88.1	88.8	89.0	88.8	88.8	88.7
	6	88.1	89.4	88.6	88.9	89.1	89.5	89.6	88.8	88.8	88.7	88.8	89.0
	7	87.8	87.5	86.5	86.9	88.6	88.7	88.8	88.2	88.8	88.7	88.8	89.0
	8	87.0	87.3	86.0	86.7	88.4	88.0	87.3	88.0	88.7	88.5	88.8	88.9
	9	85.0	85.2	85.6	85.0	86.4	86.2	86.0	87.0	87.9	88.1	88.5	88.9
	10	88.1	88.0	87.2	87.9	88.0	88.0	87.5	87.7	87.9	88.1	88.5	88.9
	11	—	—	—	—	—	—	—	—	—	—	—	—
	12	87.2	88.9	88.2	88.1	88.3	87.9	87.7	87.4	87.7	87.4	87.5	87.9
	13	87.0	87.8	86.5	86.0	86.9	87.1	87.9	87.5	88.1	88.1	88.2	88.1
	14	86.0	85.5	84.9	86.7	85.9	85.9	86.6	87.0	88.1	88.2	88.3	88.4
	15	87.0	87.1	87.1	88.8	88.3	86.6	86.1	86.3	87.0	87.2	87.9	87.9
	16	86.3	87.0	88.0	88.1	88.9	87.9	85.6	86.6	87.5	87.5	87.9	87.9
	17	84.0	85.1	86.8	88.5	90.1	89.8	88.2	87.8	87.8	88.1	88.2	87.9
	18	—	—	—	—	—	—	—	—	—	—	—	—
	19	87.4	87.8	87.3	87.0	85.9	86.4	87.2	87.7	87.5	87.2	87.7	87.8
	20	86.1	85.2	87.9	89.3	89.1	88.0	87.9	88.8	88.6	88.9	89.0	88.8
	21	84.0	82.1	81.2	84.7	86.5	87.0	87.3	87.9	88.3	88.5	88.9	89.0
	22	87.1	86.3	86.3	88.0	88.5	87.8	86.1	86.0	86.7	87.1	87.8	87.8
	23	85.8	85.8	85.5	87.0	87.4	87.4	87.5	87.8	87.9	88.0	88.2	88.0
	24	86.9	87.8	88.1	87.8	87.7	86.9	87.1	87.2	87.0	87.2	87.1	87.9
	25	—	—	—	—	—	—	—	—	—	—	—	—
	26	84.9	86.0	87.8	89.9	90.1	88.8	87.9	88.9	88.8	88.7	88.7	88.6
	27	85.9	87.5	90.8	91.4	91.0	89.8	88.8	88.5	88.9	88.9	88.8	89.0
	28	85.8	86.1	86.9	87.8	88.8	88.9	88.3	88.2	88.8	88.6	88.3	88.6
	29	87.3	86.3	86.1	87.5	88.8	88.6	88.0	88.1	88.9	88.4	88.2	88.2
	30	87.9	86.7	86.9	87.8	87.9	88.1	86.6	86.4	88.1	87.8	87.2	87.2
	31	88.0	86.0	84.7	84.7	84.9	85.7	85.5	86.1	86.9	87.1	87.1	87.0
June 1	—	—	—	—	—	—	—	—	—	—	—	—	
Hourly Means	86.67	86.80	86.79	87.48	88.09	87.97	87.51	87.69	88.11	88.08	88.24	88.33	
JUNE.	2	83.8	83.1	84.2	85.5	85.9	88.0	87.2	87.4	88.0	88.0	87.9	
	3	89.1	89.1	89.0	88.2	89.1	88.1	87.0	87.3	88.0	88.2	88.4	
	4	87.5	88.6	88.0	87.0	86.0	85.1	85.1	85.2	87.1	86.9	87.1	
	5	86.5	87.3	87.0	86.8	86.9	86.3	86.0	86.6	87.0	87.7	88.0	
	6	87.5	86.5	86.8	86.4	87.7	88.3	87.1	87.0	87.5	87.5	88.2	
	7	90.5	90.4	90.9	90.1	89.9	88.1	86.9	86.9	87.2	88.1	88.1	
	8	—	—	—	—	—	—	—	—	—	—	—	
	9	86.8	86.8	87.4	87.8	88.1	87.3	86.2	86.6	86.7	86.9	87.1	
	10	88.4	86.8	86.9	87.7	88.0	88.1	87.0	87.2	87.7	87.2	87.8	
	11	87.9	88.4	90.1	87.9	87.3	86.9	86.2	86.9	86.9	87.7	87.8	
	12	88.9	88.4	89.5	88.1	87.8	87.1	87.0	87.8	88.0	88.3	88.3	
	13	88.5	89.1	89.3	90.0	90.7	89.1	87.1	87.1	87.9	88.0	88.1	
	14	85.2	84.9	86.2	87.9	89.1	88.1	87.7	87.8	87.9	88.3	88.0	
	15	—	—	—	—	—	—	—	—	—	—	—	
	16	86.2	86.8	87.8	87.3	88.8	88.1	87.3	87.6	88.0	88.3	88.7	
	17	88.2	88.3	88.2	89.0	89.1	88.9	88.9	88.0	88.1	88.2	88.2	
	18	87.9	87.1	87.9	89.0	89.0	88.0	87.8	87.3	87.8	88.2	88.5	
	19	89.2	88.1	87.8	92.2	91.6	89.8	87.9	88.2	88.6	88.6	88.9	
	20	89.1	90.3	90.7	89.8	88.1	88.3	88.2	88.1	88.1	88.2	88.2	
	21	88.2	88.8	87.5	86.9	87.1	87.1	86.5	86.9	87.5	87.6	87.9	
	22	—	—	—	—	—	—	—	—	—	—	—	
	23	90.0	89.9	89.6	89.5	88.3	87.7	87.1	87.0	87.2	87.3	87.7	
	24	88.2	88.7	88.3	88.9	88.0	87.2	87.1	87.1	87.6	87.9	88.0	
	25	88.0	88.9	89.8	89.2	89.4	88.4	87.9	87.6	87.9	88.2	88.2	
	26	87.3	86.8	86.0	86.5	86.9	86.7	86.4	87.2	87.5	88.0	88.1	
	27	89.3	88.3	88.4	89.4	89.2	88.5	87.9	87.2	88.0	88.1	88.0	
	28	87.9	86.4	85.6	86.9	88.6	88.4	86.9	86.1	86.5	86.9	87.0	
	29	—	—	—	—	—	—	—	—	—	—	—	
	30	86.5	86.1	86.1	87.2	87.0	86.7	86.5	86.2	86.8	86.8	87.1	
	Hourly Means	87.86	87.76	87.96	88.21	88.30	87.77	87.08	87.13	87.58	87.80	87.97	

DECLINATION.												
Zero Scale Division = 153° 0, corresponding to 22° 46' W.												
12 ^h .	13 ^h .	14 ^h .	15 ^h .	16 ^h .	17 ^h .	18 ^h .	19 ^h .	20 ^h .	21 ^h .	22 ^h .	23 ^h .	Means.
Sc. Div.	Sc. Div.	Sc. Div.	Sc. Div.	Sc. Div.	Sc. Div.	Sc. Div.	Sc. Div.	Sc. Div.	Sc. Div.	Sc. Div.	Sc. Div.	Sc. Div.
87° 8	87° 6	87° 5	87° 5	87° 5	88° 0	88° 2	88° 8	87° 2	84° 1	81° 9	84° 4	87° 09
88° 6	88° 4	88° 4	88° 3	88° 6	89° 0	89° 4	90° 2	88° 8	86° 4	85° 4	86° 0	87° 92
—	—	—	—	—	—	—	—	—	—	—	—	88° 34
88° 8	88° 3	88° 2	88° 1	88° 1	88° 0	88° 6	89° 5	88° 3	85° 3	83° 8	85° 3	88° 02
88° 3	88° 3	88° 3	88° 3	88° 4	88° 6	88° 9	89° 9	89° 9	87° 2	85° 2	85° 5	88° 65
88° 8	88° 7	88° 6	88° 4	88° 3	88° 3	88° 9	89° 9	89° 8	87° 9	86° 9	85° 9	88° 47
89° 1	89° 1	88° 9	88° 7	88° 8	89° 1	89° 8	90° 6	90° 3	88° 3	86° 5	85° 9	88° 20
89° 8	89° 2	89° 0	89° 0	89° 1	89° 6	90° 0	90° 9	90° 0	87° 8	85° 1	83° 7	87° 80
89° 1	89° 3	89° 2	89° 1	89° 2	89° 1	89° 2	89° 9	90° 4	88° 5	87° 2	87° 3	88° 15
88° 6	88° 2	88° 3	88° 3	88° 7	88° 8	89° 0	90° 0	90° 7	88° 1	85° 2	85° 9	88° 30
88° 1	88° 1	88° 2	88° 3	88° 3	88° 5	88° 8	90° 0	91° 8	90° 3	87° 9	86° 7	88° 01
88° 0	88° 2	88° 1	88° 1	88° 8	88° 2	89° 1	90° 0	91° 1	89° 2	87° 3	87° 0	87° 67
88° 3	88° 9	88° 6	88° 5	88° 6	88° 9	89° 6	90° 1	91° 2	88° 9	86° 0	85° 0	87° 73
87° 9	87° 8	87° 6	87° 6	87° 7	88° 0	88° 3	89° 8	91° 6	89° 9	86° 6	85° 5	87° 46
88° 0	88° 1	88° 1	87° 9	88° 1	88° 1	88° 8	89° 3	89° 3	86° 8	84° 4	83° 0	87° 64
87° 8	86° 8	87° 2	86° 7	86° 8	87° 2	87° 7	88° 7	89° 8	88° 7	87° 1	86° 5	87° 72
87° 9	87° 5	87° 7	87° 8	88° 0	88° 2	88° 9	89° 8	90° 8	89° 0	87° 0	85° 9	88° 35
88° 1	88° 3	87° 7	87° 8	87° 7	88° 3	88° 9	90° 3	91° 9	90° 3	88° 0	85° 6	87° 85
88° 2	88° 2	88° 1	88° 9	88° 4	89° 1	90° 2	90° 8	91° 8	91° 8	89° 8	87° 6	87° 71
88° 2	88° 2	87° 9	87° 9	87° 9	87° 9	88° 2	89° 9	91° 1	89° 3	87° 2	85° 9	87° 97
88° 3	88° 2	88° 2	88° 3	88° 2	88° 5	89° 1	90° 0	91° 0	90° 4	87° 5	87° 2	87° 73
88° 1	88° 2	88° 3	88° 5	88° 3	88° 4	88° 7	89° 0	89° 8	88° 0	86° 0	85° 0	88° 43
88° 9	88° 9	88° 9	88° 7	88° 8	88° 9	89° 2 ^a	89° 2	90° 3	89° 2	87° 3	85° 8	88° 78
89° 0	89° 0	88° 9	88° 9	88° 9	89° 0	89° 1	89° 5	89° 8	88° 0	86° 0	85° 3	88° 57
88° 4	88° 4	88° 5	88° 4	88° 4	88° 7	89° 0	90° 0	92° 2	91° 0	89° 2	88° 5	88° 35
88° 3	88° 6	88° 2	88° 2	88° 7	88° 7	89° 1	89° 9	90° 8	89° 3	88° 2	88° 0	87° 98
87° 1	87° 1	87° 2	87° 1	87° 0	88° 3	88° 7	89° 9	92° 1	91° 3	89° 1	88° 1	87° 16
88° 1	88° 1	88° 1	87° 8	87° 9	87° 8	87° 8	88° 9	90° 8	90° 3	87° 5	85° 1	88° 00
88° 36	88° 29	88° 22	88° 19	88° 27	88° 49	88° 92	89° 81	90° 47	88° 71	86° 64	85° 99	88° 00
88° 2	88° 1	88° 0	87° 9	87° 9	87° 9	88° 3	89° 2	90° 2	90° 0	88° 3	88° 2	87° 47
88° 8	88° 8	88° 6	88° 3	88° 2	88° 2	88° 1	88° 9	90° 9	88° 9	88° 0	88° 1	88° 50
87° 8	87° 1	87° 5	87° 4	87° 9	88° 2	89° 0	90° 1	91° 9	90° 7	88° 6	88° 0	87° 70
88° 2	88° 3	88° 3	88° 9	89° 0	88° 9	88° 5	89° 8	91° 2	89° 9	88° 2	86° 8	87° 92
89° 0	89° 4	89° 5	89° 8	89° 8	89° 5	90° 1	90° 9	92° 9	92° 3	91° 8	90° 9	88° 97
88° 0	89° 0	88° 2	88° 5	88° 4	88° 7	89° 0	90° 2	93° 0	93° 1	90° 4	88° 1	89° 17
88° 1	88° 5	88° 8	88° 5	88° 5	88° 8	89° 5	90° 7	91° 9	91° 8	89° 6	89° 1	88° 30
88° 0	88° 3	88° 7	88° 7	88° 4	88° 6	88° 8	89° 5	91° 9	90° 8	88° 9	88° 0	88° 30
87° 8	87° 8	87° 8	88° 1	88° 2	88° 8	89° 1	89° 9	91° 7	90° 8	89° 8	89° 2	88° 36
88° 5	88° 6	89° 1	89° 2	89° 0	88° 8	89° 3	90° 0	92° 1	91° 4	89° 6	89° 2	88° 85
88° 3	88° 5	88° 4	88° 4	88° 6	88° 9	89° 4	90° 3	91° 7	90° 6	88° 5	87° 0	88° 82
88° 2	88° 2	88° 2	88° 3	88° 4	88° 9	89° 3	90° 1	92° 4	90° 8	88° 8	86° 4	88° 22
88° 4	88° 3	88° 4	88° 8	88° 8	89° 0	89° 4	89° 9	91° 8	91° 2	89° 0	89° 0	88° 57
88° 4	88° 6	88° 3	88° 4	88° 8	89° 0	89° 2	90° 2	92° 0	91° 1	88° 9	88° 1	88° 85
89° 0	88° 9	88° 7	88° 8	88° 7	88° 9	89° 3	90° 2	92° 8	92° 8	91° 2	90° 1	89° 03
89° 5	89° 7	89° 1	88° 9	88° 9	89° 0	89° 3	90° 1	92° 7	91° 8	89° 6	89° 0	89° 49
88° 9	89° 0	88° 9	88° 9	89° 0	89° 1	90° 0	91° 4	93° 8	92° 4	90° 0	89° 0	89° 40
88° 8	88° 8	88° 6	88° 6	88° 6	88° 9	89° 1	90° 1	92° 1	91° 0	90° 0	90° 0	88° 54
88° 2	88° 5	88° 4	88° 3	88° 1	88° 0	88° 6	89° 9	92° 1	92° 2	90° 9	89° 7	88° 84
88° 9	89° 0	89° 0	89° 0	88° 9	89° 0	89° 5	90° 3	92° 1	91° 8	90° 0	88° 5	88° 79
88° 1	88° 1	88° 2	88° 3	88° 4	88° 8	89° 0	89° 8	91° 6	91° 2	89° 8	87° 9	88° 78
88° 2	88° 8	88° 9	88° 9	88° 9	88° 9	89° 1	90° 1	91° 6	92° 0	91° 2	89° 9	88° 42
88° 2	88° 6	88° 8	88° 9	89° 3	89° 2	89° 3	90° 9	91° 6	91° 5	90° 4	88° 8	88° 99
86° 9	86° 9	87° 0	87° 1	87° 3	87° 7	88° 0	89° 1	90° 6	91° 2	89° 9	87° 9	87° 66
86° 1	86° 1	86° 2	86° 2	85° 2	86° 3	86° 5	87° 1	89° 5	89° 3	88° 7	88° 7	86° 88
88° 26	88° 40	88° 38	88° 44	88° 45	88° 64	88° 99	89° 95	91° 84	91° 22	89° 60	88° 62	85° 51

^a Seven minutes late ; not included in the means.

DECLINATION.													
Angular Value of one Scale Division of the Declinometer = 0' 71. Increasing Numbers denote decreasing Westerly Declination.													
Mean Göttingen Time.	0h.	1h.	2h.	3h.	4h.	5h.	6h.	7h.	8h.	9h.	10h.	11h.	
JULY.	1	88'1	87'0	87'3	87'2	87'8	87'9	86'9	86'9	86'9	87'1	87'2	87'7
	2	88'2	88'3	88'2	87'0	87'2	85'7	85'0	85'8	86'0	86'8	87'2	87'4
	3	86'0	87'0	88'6	89'1	89'1	87'9	86'3	86'1	86'2	86'3	86'8	87'0
	4	85'7	86'0	87'3	88'0	88'1 ^a	86'2	84'9	86'0	86'2	86'6	86'9	87'2
	5	89'4	89'7	88'8	88'2	89'8	89'0	87'2	87'0	87'2	87'9	88'0	87'9
	6	—	—	—	—	—	—	—	—	—	—	—	—
	7	87'6	87'1	86'8	85'1	85'3	84'4	84'8	84'9	85'0	86'7	87'3	87'7
	8	86'6	86'3	85'8	85'1	87'3	86'8	86'0	86'7	85'9	87'0	87'1	87'3
	9	89'1	88'2	87'2	87'4	87'2	86'3	85'7	86'5	87'0	87'1	87'4	87'6
	10	88'1	88'7	88'0	87'9	88'0	87'5	86'3	85'8	86'0	86'6	87'0	87'3
	11	87'7	85'6	85'6	86'9	87'7	86'9	86'3	86'9	87'2	87'0	86'9	87'2
	12	87'9	87'1	87'3	86'6	87'0	87'3	86'0	85'5	86'1	86'8	86'5	86'8
	13	—	—	—	—	—	—	—	—	—	—	—	—
	14	88'4	89'1	89'9	90'2	89'5	87'1	86'1	86'0	86'5	86'6	87'0	87'2
	15	84'6	87'3	87'4	86'2	87'1	88'0	87'6	86'6	86'6	86'7	86'8	87'3
	16	86'2	86'8	88'1	89'1	90'1	89'1	87'8	87'0	87'0	87'4	87'6	87'8
	17	87'0	87'2	86'1	88'6	87'8	85'7	87'0	87'2	87'0	87'7	87'8	87'8
	18	87'9	88'1	87'0	86'7	86'1	86'8	86'9	86'9	87'6	88'0	87'4	87'9
	19	88'2	88'3	87'8	87'2	88'2	88'1	87'1	86'8	87'0	87'0	87'0	87'9
	20	—	—	—	—	—	—	—	—	—	—	—	—
	21	88'6	86'6	85'9	85'9	86'9	85'1	85'0	85'2	86'0	86'8	86'8	87'2
	22	86'0	86'1	86'5	88'0	88'3	88'1	86'7	86'0	86'6	86'9	87'1	87'3
	23	89'9	86'8	86'0	84'5	85'8	85'2	85'8	85'5	85'9	86'0	86'2	86'4
	24	87'5	86'5	86'3	87'0	87'3	86'3	85'1	84'2	85'0	86'0	86'0	86'0
	25	84'7	85'5	88'2	86'9	87'1	85'8	84'0	84'0	84'2	84'9	85'6	85'4
	26	84'0	84'1	84'8	88'1	88'2	86'3	84'6	84'5	85'2	85'4	85'8	85'4
	27	—	—	—	—	—	—	—	—	—	—	—	—
	28	85'0	85'1	86'1	86'3	87'1	87'3	85'7	85'2	85'8	85'9	86'2	86'1
	29	85'1	85'7	84'9	86'3	86'3	86'4	86'2	86'0	86'1	86'1	86'5	86'2
	30	84'3	83'2	84'7	87'1	86'8	86'1	85'2	85'0	86'1	86'0	86'0	86'4
	31	84'4	83'7	83'9	84'7	85'0	85'2	85'2	85'8	86'2	86'8	87'2	87'2
Hourly Means	86'89	86'71	86'83	87'09	87'49	86'76	85'98	85'93	86'24	86'67	86'86	87'06	
AUGUST.	1	85'8	84'5	83'2	83'9	85'2	85'2	84'0	84'8	85'2	85'4	85'2	85'3
	2	85'2	86'0	84'9	84'8	85'8	86'0	85'4	85'9	86'0	86'0	86'1	86'8
	3	—	—	—	—	—	—	—	—	—	—	—	—
	4	85'4	85'9	86'2	85'7	85'1	85'5	85'5	85'4	85'5	85'9	86'0	86'2
	5	85'8	85'7	86'1	87'8	88'1	85'9	85'9	85'8	86'1	86'1	86'1	86'7
	6	89'4	90'0	89'7	88'5	87'7	87'2	85'5	85'3	86'2	86'7	86'8	86'4
	7	89'0	87'3	86'7	86'5	88'0	86'9	85'9	85'9	86'4	86'7	86'9	87'0
	8	85'7	86'6	86'0	86'0	87'5	86'6	86'0	85'9	86'1	86'2	86'8	86'6
	9	85'9	83'4	83'1	84'8	89'9	87'0	85'0	85'2	86'2	86'2	86'5	86'4
	10	—	—	—	—	—	—	—	—	—	—	—	—
	11	88'8	86'4	85'7	87'0	89'9	89'1	87'2	86'6	86'0	87'0	87'0	87'0
	12	86'3	85'0	85'9	86'9	87'8	89'6	88'5	87'4	87'2	87'3	87'1	87'1
	13	85'9	86'8	86'1	86'8	87'9	90'1	88'7	87'1	86'9	86'8	86'9	87'0
	14	85'0	85'0	85'3	86'2	87'3	88'4	88'0	86'9	87'1	87'7	87'9	88'1
	15	85'9	87'1	88'9	86'7	87'4	86'6	84'8	85'5	86'2	86'2	86'9	86'9
	16	87'0	87'2	85'1	84'7	87'2 ^c	87'8	87'1	86'3	86'6	86'7	87'0	87'1
	17	—	—	—	—	—	—	—	—	—	—	—	—
	18	84'3	82'6	81'4	83'5	85'1	85'1	85'8	85'9	86'2	86'9	86'8	87'0
	19	86'9	86'2	87'2	87'1	87'5	87'6	85'4	86'0	86'1	86'7	87'0	87'2
	20	87'4	87'0	85'9	85'1	85'1	86'8	87'7	86'7	87'1	87'3	87'2	87'7
	21	87'0	86'2	85'1	86'5	87'4	87'7	87'1	85'8	86'1	86'8	87'0	87'1
	22	89'7	87'9	85'2	85'1	85'8	86'8	86'9	85'9	87'0	86'9	86'9	87'0
	23	87'8	87'5	86'2	86'8	87'4	87'2	86'8	85'9	86'1	86'3	86'3	86'3
	24	—	—	—	—	—	—	—	—	—	—	—	—
	25	86'4	85'7	84'3	85'1	86'0	87'1	87'1	85'9	86'3	86'6	86'8	87'1
	26	89'1	89'1	88'6	86'7	86'5	86'0	85'0	84'0	85'1	86'0	86'0	86'1
	27	84'9	83'7	84'0	87'9	87'8	86'4	85'9	86'0	86'4	86'6	86'8	86'8
	28	86'0	86'4	85'8	86'0	86'9	87'8	86'5	86'7	87'1	87'1	86'8	87'0
	29	83'8	81'8	84'5	86'9	88'8	88'8	85'5	85'0	85'7	85'0	83'8	85'6
	30	85'1	84'2	83'8	84'1	87'0	87'8	85'9	85'5	85'9	85'9	86'0	86'1
	31	—	—	—	—	—	—	—	—	—	—	—	—
Hourly Means	86'52	85'97	85'57	86'04	87'16	87'19	86'31	85'89	86'26	86'50	86'56	86'75	

^a Two minutes and a half late.

^b Four minutes late.

^c Six minutes late; not included in the means.

DECLINATION.

Zero Scale Division = 153° 0, corresponding to 22° 46' W.

12h.	13h.	14h.	15h.	16h.	17h.	18h.	19h.	20h.	21h.	22h.	23h.	Means.
Sc. Div.	Sc. Div.	Sc. Div.	Sc. Div.	Sc. Div.	Sc. Div.	Sc. Div.	Sc. Div.	Sc. Div.	Sc. Div.	Sc. Div.	Sc. Div.	Sc. Div.
87.7	87.5	87.9	87.2	87.2	88.0	88.1	88.2	89.9	88.5	87.7	86.8	87.61
87.4	87.7	88.0	88.0	87.7	87.5	87.9	88.5	89.9	88.0	86.3	85.8	87.31
87.6	87.7	87.4	87.1	87.4	87.9	88.3	89.3	91.3	90.8	88.7	86.7	87.77
87.3	87.9	88.0	88.0	87.8	87.9	88.3	89.2	90.9	90.4	89.4	89.2	87.64
—	—	—	—	—	—	—	—	—	—	—	—	88.49
87.6	87.3	87.2	86.8	87.8	87.7	85.6	89.2	91.2	91.1	90.1	89.2	87.62
87.6	88.7	88.3	88.3	88.4	88.4	88.9	89.1	92.1	91.9	90.4	88.2	87.62
87.9	87.9	88.1	88.0	87.6	87.6	87.2	88.6	91.3	90.9	90.0	90.0	87.87
87.9	88.3	87.9	87.7	88.0	83.0	88.5	89.1	90.5	90.2	88.7	87.3	87.97
87.6	87.6	87.6	87.8	87.9	87.3	88.1	89.1	91.0	91.0	89.8	88.7	87.80
87.8	87.8	87.3	87.8	87.8	87.6	88.1	89.2	91.5	91.7	90.0	88.8	87.54
—	—	—	—	—	—	—	—	—	—	—	—	87.68
87.0	87.1	87.2	87.6	88.0	88.2	88.6	89.2	90.7	90.1	88.3	88.0	87.42
87.1	87.2	87.9	87.9	87.9	88.0	88.3	89.0	89.8	88.2	85.3	84.1	87.92
87.3	87.2	87.2	87.2	87.2	87.7	88.1	89.1	90.9	89.5	87.7	86.7	87.82
87.9	88.0	87.9 ^b	87.8	87.8	88.0	88.2	88.9	89.9	88.3	86.8	86.7	87.74
88.0	88.0	88.0	88.0	87.9	88.2	88.3	89.1	91.8	89.8	86.9	86.9	87.85
88.0	88.1	88.0	88.0	87.5	87.8	87.9	88.4	89.7	89.2	88.1	87.7	87.24
—	—	—	—	—	—	—	—	—	—	—	—	88.47
87.2	87.7	87.2	87.0	86.8	87.1	87.4	88.4	90.7	90.2	89.2	88.9	86.89
87.5	87.8	87.7	87.8	87.8	88.0	88.1	88.9	90.3	89.5	88.0	86.3	86.60
87.7	87.9	87.8	87.9	87.9	88.0	88.3	91.1	93.8	94.1	92.9	92.3	85.81
86.9	87.1	87.0	86.8	86.8	86.2	85.9	87.9	90.7	89.6	88.5	88.0	85.97
86.0	86.0	86.1	85.7	84.7	85.2	85.4	86.5	90.8	92.0	89.9	86.9	86.37
85.6	85.6	85.5	85.9	85.9	86.1	86.1	86.5	88.1	87.7	86.0	84.2	86.45
—	—	—	—	—	—	—	—	—	—	—	—	86.48
86.2	85.9	85.9	86.0	85.8	85.7	85.2	86.1	89.0	88.7	87.1	85.2	86.89
86.1	86.2	86.3	86.2	86.1	86.2	86.8	87.3	88.8	88.1	86.9	86.0	87.08
86.3	86.3	86.8	86.7	86.4	86.7	86.9	87.6	89.7	88.8	85.8	85.0	87.36
87.0	87.1	87.0	87.0	87.2	87.2	87.2	88.9	90.2	88.6	86.3	84.9	87.08
87.8	87.8	87.6	87.4	87.3	87.9	88.8	89.8	91.3	90.0	87.8	86.6	87.08
87.26	87.39	87.36	87.32	37.28	87.44	87.69	88.60	90.59	89.89	88.24	87.23	87.36
85.0	85.7	85.4	85.8	85.0	84.9	85.6	87.0	89.8	88.8	87.0	86.2	85.58
—	—	—	—	—	—	—	—	—	—	—	—	86.55
86.3	86.3	86.3	87.3	85.9	87.6	87.7	88.6	89.8	89.7	87.3	85.4	86.68
86.8	86.8	86.5	86.7	87.9	86.9	87.1	88.5	90.3	90.0	88.1	86.5	87.33
87.0	87.2	87.0	87.2	87.3	87.4	88.0	89.0	90.4	90.2	89.4	89.7	87.72
87.0	87.1	87.1	87.1	87.3	87.5	87.3	87.7	89.8	89.9	88.6	89.5	87.39
87.0	87.4	87.0	87.9	87.5	87.1	87.8	89.0	90.7	90.3	87.2	85.2	87.45
87.0	87.5	87.1	87.0	87.9	87.9	88.1	89.2	92.2	91.0	89.8	88.0	87.00
—	—	—	—	—	—	—	—	—	—	—	—	87.78
86.9	87.1	87.0	87.0	87.1	87.3	87.6	88.2	90.1	90.9	90.1	89.2	87.64
87.1	87.2	87.2	87.4	87.4	87.8	88.2	89.1	90.7	90.1	88.9	87.9	87.76
87.1	87.1	87.7	87.7	87.4	87.5	87.9	89.2	91.2	90.0	88.0	86.5	87.93
87.1	87.1	87.1	87.2	87.2	87.8	88.5	90.0	91.8	90.4	88.7	86.4	87.15
88.4	88.1	88.0	88.0	88.0	88.0	88.9	90.7	92.5	91.0	89.0	86.8	86.89
86.9	86.9	86.8	86.8	87.0	87.2	88.0	89.8	90.8	89.1	87.1	86.2	86.39
—	—	—	—	—	—	—	—	—	—	—	—	87.38
86.2	85.9	85.6	85.9	85.1	86.1	87.1	88.6	90.7	90.2	88.2	86.3	87.68
86.8	86.8	86.9	86.9	86.9	86.9	87.8	89.0	90.9	89.4	87.8	86.7	87.86
87.2	87.2	87.1	86.9	87.0	86.9	87.3	88.2	90.4	90.0	89.0	88.1	87.26
87.7	87.5	87.7	87.8	87.9	88.2	88.8	90.0	91.9	90.0	88.2	87.7	87.13
87.1	87.1	87.9	87.8	88.0	88.2	88.8	89.8	92.1	91.5	90.3	90.3	87.28
87.0	86.9	86.9	86.9	87.2	87.3	88.0	88.8	90.2	88.9	87.9	87.2	86.83
—	—	—	—	—	—	—	—	—	—	—	—	86.52
86.5	87.2	87.2	86.7	86.8	86.9	87.0	88.3	90.1	89.1	87.8	87.0	86.85
87.5	86.9	86.7	86.8	87.2	87.7	88.1	89.6	90.9	89.9	89.2	89.9	85.85
86.1	86.1	86.7	87.0	87.0	87.0	87.3	88.4	89.8	88.4	86.2	85.8	86.25
86.8	87.0	87.0	87.2	87.2	87.2	87.5	88.0	88.0	86.7	85.3	85.4	87.08
87.5	87.2	87.0	87.0	87.2	87.2	87.8	88.1	88.1	87.0	85.9	84.2	87.08
85.8	85.6	85.1	84.1	85.9	86.5	85.4	87.2	88.2	83.2	87.1	86.1	87.08
—	—	—	—	—	—	—	—	—	—	—	—	87.08
86.1	86.0	86.4	86.9	86.8	86.2	87.0	88.6	88.7	87.3	86.6	86.0	87.08
86.84	86.88	86.86	86.96	87.04	87.20	87.64	88.79	90.39	89.54	88.03	87.08	87.08

87.73

87.09

87.04

87.29

DECLINATION.													
Angular Value of One Scale Division of the Declinometer = 0'711. Increasing Numbers denote decreasing Westerly Declination.													
Mean Göttingen Time. } }	0h.	1h.	2h.	3h.	4h.	5h.	6h.	7h.	8h.	9h.	10h.	11h.	
SEPTEMBER.	1	87'6	86'9	85'8	89'1	89'0	86'9	86'1	86'3	85'9	85'9	86'1	86'8
	2	85'3	84'1	82'4	81'0	82'7	83'9	85'0	85'0	85'2	85'9	86'8	86'1
	3	88'1	87'0	85'2	84'0	84'9	86'1	86'2	85'0	85'9	85'8	85'5	86'0
	4	86'7	85'6	85'0	85'2	86'9	86'7	85'9	85'8	85'9	85'9	86'0	86'1
	5	83'4	82'9	81'9	82'7	84'9	85'8	86'3	85'9	86'1	86'3	86'4	86'8
	6	85'9	84'3	82'9	83'8	85'9	86'9	86'3	85'1	86'0	86'0	86'4	86'7
	7	—	—	—	—	—	—	—	—	—	—	—	—
	8	85'0	85'6	82'9	82'1	84'0	86'3	86'0	85'4	85'9	86'0	86'1	86'2
	9	86'9	88'0	87'8	87'8	88'5	87'9	86'1	85'9	86'0	86'1	86'0	86'5
	10	86'0	86'9	87'9	88'9	88'1	87'4	86'8	86'8	86'1	86'1	86'2	86'3
	11	86'9	86'5	85'3	86'2	86'6	86'9	87'1	86'9	87'1	87'0	86'9	86'8
	12	84'2	83'6	83'0	83'5	84'1	85'0	85'4	85'2	86'0	86'6	86'4	86'7
	13	85'9	85'5	84'2	83'4	83'0	83'9	84'5	85'7	85'4	86'2	86'6	86'7
	14	—	—	—	—	—	—	—	—	—	—	—	—
	15	86'6	87'9	89'1	87'7	86'1	86'4	86'9	86'1	86'9	86'8	86'9	87'0
	16	88'5	90'4	91'0	89'5	87'6	87'1	86'3	86'2	86'4	86'6	86'8	86'8
	17	85'4	85'3	85'8	84'9	84'2	85'0 ^a	85'7	86'3	86'4	86'4	87'2	86'8
	18	84'8	86'0	87'1	87'2	87'0	85'1	84'0	84'9	85'6	85'9	86'0	86'1
	19	82'6	85'0	87'1	87'0	86'2	86'5	86'2	85'3	85'7	85'9	85'9	85'9
	20	85'7	86'4	86'1	86'0	85'4	84'9	84'8	85'2	86'0	86'0	86'0	86'0
	21	—	—	—	—	—	—	—	—	—	—	—	—
	22	84'8	84'9	84'0	83'9	84'0	84'9	85'5	86'0	86'8	86'6	86'7	86'8
	23	84'5	85'1	86'1	86'9	87'0	87'2	86'7	86'4	86'6	86'7	86'9	87'0
	24	87'9	86'9	88'9	87'4	86'8	86'7	85'9	86'2	88'0	88'0	87'6	87'1
	25	85'8	87'0	89'4	85'9	83'0	83'2	82'3	84'6	84'8	84'8	84'8	85'0
	26	88'2	88'8	88'6	85'9	85'2	84'8	84'8	85'1	85'9	85'8	85'5	85'3
	27	89'0	90'7	90'0	88'9	87'1	85'3	84'9	83'9	84'0	83'8	84'0	84'9
	28	—	—	—	—	—	—	—	—	—	—	—	—
	29	89'0	90'7	91'9	89'6	87'4	85'3	84'2	84'6	85'0	85'0	85'4	85'4
	30	88'5	90'8	91'4	89'4	87'2	85'4	85'0	85'7	85'3	85'2	85'9	85'9
Hourly Means	86'28	86'65	86'57	86'07	85'88	85'83	85'57	85'59	85'96	86'05	86'19	86'29	
OCTOBER.	1	89'0	89'8	88'9	85'9	84'1	83'8	84'1	85'1	85'6	85'8	85'8	85'3
	2	89'1	89'5	89'9	87'4	84'9	84'1	84'9	85'4	85'3	85'7	84'8	85'9
	3	89'4	91'5	90'4	87'1	86'3	86'0	84'1	85'0	85'0	85'6	85'9	85'5
	4	88'0	89'3	89'8	88'0	85'9	84'0	83'9	84'9	85'1	85'2	85'8	85'9
	5	—	—	—	—	—	—	—	—	—	—	—	—
	6	85'1	86'5	87'1	86'8	85'0	83'4	83'5	84'3	85'1	85'5	85'8	86'0
	7	87'7	90'8	93'0	91'9	88'5	86'9	84'8	84'0	85'2	85'3	85'2	85'6
	8	86'2	90'1	91'2	89'5	87'8	85'3	84'8	84'4	85'1	85'1	85'5	85'9
	9	86'6	88'8	89'9	89'1	88'1	87'0	85'7	85'0	85'5	85'6	84'9	83'2
	10	87'2	91'1	92'3	90'2	87'8	84'9	83'3	83'9	83'7	84'0	84'3	85'0
	11	87'4	88'0	88'7	88'1	86'5	84'1	83'5	84'0	84'3	84'9	85'1	85'8
	12	—	—	—	—	—	—	—	—	—	—	—	—
	13	89'0	89'4	87'6	85'1	83'1	83'0	83'6	85'0	85'5	85'4	85'9	85'9
	14	90'0	90'2	89'4	88'0	85'5	83'8	84'1	85'8	85'5	85'1	85'8	85'6
	15	90'0	89'5	88'8	88'1	84'9	82'6	83'2	85'2	85'8	85'7	85'5	85'9
	16	89'0	89'5	87'1	86'6	83'0	81'9	83'0	84'9	85'0	85'1	85'8	85'9
	17	88'0	88'0	87'0	84'7	82'1	81'1	82'9	84'9	84'9	84'9	84'9	85'9
	18	85'9	86'8	87'4	86'5	84'0	83'0	84'0	84'9	84'9	84'9	84'8	85'1
	19	—	—	—	—	—	—	—	—	—	—	—	—
	20	87'7	89'4	90'1	87'9	86'1	84'9	84'3	84'2	84'0	84'0	84'3	84'1
	21	88'5	90'3	90'0	88'1	84'1	83'1	83'1	82'9	84'0	83'1	83'0	82'9
	22	84'9	85'7	86'9	87'2	85'0	82'2	82'0	82'0	83'7	84'1	84'1	84'1
	23	85'9	86'1	87'0	87'7	86'1	84'1	83'5	83'2	84'1	83'7	83'9	83'9
	24	86'1	87'8	88'2	86'8	85'9	84'1	83'6	83'3	83'9	83'3	83'5	83'9
	25	86'2	85'8	86'6	86'9	86'2	84'8	83'9	83'5	83'8	84'1	84'0	84'0
	26	—	—	—	—	—	—	—	—	—	—	—	—
	27	83'5	84'6	86'6	87'1	85'5	83'9	84'1	83'9	84'1	84'2	84'2	84'5
	28	85'9	87'0	86'9	86'9	86'2	84'5	84'7	84'8	84'9	85'0	85'0	84'7
	29	85'5	88'2	89'8	87'4	84'0	82'9	83'9	84'9	85'0	85'4	85'5	85'7
	30	87'3	89'5	87'2	86'1	84'9	82'9	82'5	84'2	85'3	85'9	86'0	85'8
	31	88'1	88'2	86'9	84'7	83'5	82'5	82'2	84'1	85'0	84'8	85'0	84'5
Hourly Means	87'30	88'57	88'69	87'40	85'37	83'88	83'75	84'36	84'79	84'87	84'97	85'02	

^a One minute late.

DECLINATION.

Zero Scale Division = 153° 0, corresponding to 22° 46' W.

12h.	13h.	14h.	15h.	16h.	17h.	18h.	19h.	20h.	21h.	22h.	23h.	Means.
Sc. Div.	Sc. Div.	Sc. Div.	Sc. Div.	Sc. Div.	Sc. Div.	Sc. Div.	Sc. Div.	Sc. Div.	Sc. Div.	Sc. Div.	Sc. Div.	Sc. Div.
86°1	86°2	86°0	86°0	86°0	85°5	86°5	88°6	89°6	87°9	86°7	84°8	86°76
86°8	86°4	85°9	85°9	85°8	85°9	86°2	88°9	91°4	90°2	88°1	87°2	85°92
86°0	85°7	85°8	86°0	86°1	86°2	87°0	89°3	90°9	89°9	88°0	87°1	86°57
86°1	86°3	86°2	85°9	86°3	86°1	86°6	88°7	89°2	87°0	84°2	83°1	86°14
86°7	86°3	86°4	86°3	86°6	86°9	87°2	88°9	89°2	87°4	86°2	86°0	85°98
—	—	—	—	—	—	—	—	—	—	—	—	—
86°0	86°7	86°5	86°9	86°5	85°2	86°6	88°9	89°9	87°8	86°4	84°9	86°19
86°2	86°0	86°3	86°3	86°1	86°3	86°9	88°9	89°9	88°9	87°7	87°1	86°17
86°1	86°2	86°4	86°1	86°2	86°1	86°4	87°8	88°1	87°0	85°9	85°8	86°73
86°8	86°6	86°3	86°3	86°7	86°9	87°3	89°3	89°0	87°3	86°6	86°8	87°06
86°8	86°8	86°2	86°1	86°7	86°8	86°9	90°3	90°9	87°0	85°8	84°0	86°85
86°6	86°2	86°5	86°4	86°4	86°8	87°1	89°0	88°9	87°9	86°6	85°3	85°97
—	—	—	—	—	—	—	—	—	—	—	—	—
86°4	86°5	86°6	86°6	86°6	86°6	87°1	88°6	87°2	86°0	85°2	85°8	85°84
87°1	87°1	86°9	86°8	86°9	87°0	87°6	89°2	89°2	87°9	87°2	87°2	87°27
86°7	86°2	86°4	86°0	86°2	86°9	87°7	89°9	90°2	88°5	86°8	85°7	87°52
85°1	84°8	84°4	84°5	85°0	85°9	86°0	88°2	88°0	87°1	86°0	85°1	85°81
86°1	86°0	85°4	86°0	85°2	85°4	86°7	88°0	86°7	83°2	80°3	79°3	85°33
85°9	85°9	86°0	86°2	86°7	86°1	86°8	88°6	87°8	87°0	85°5	84°4	86°09
—	—	—	—	—	—	—	—	—	—	—	—	—
86°3	86°0	85°9	86°0	86°1	86°1	86°8	88°9	88°9	88°1	86°6	85°0	86°22
86°8	86°6	86°3	86°4	86°6	86°5	87°1	90°1	89°9	88°0	86°1	84°0	86°22
87°6	87°5	87°9	86°9	87°6	88°4	89°0	91°0	89°0	87°3	86°9	86°6	87°20
86°3	86°3	85°8	84°9	85°8	85°0	84°4	87°2	85°5	84°4	83°8	83°9	86°28
85°2	85°1	85°0	85°1	86°0	85°8	85°6	86°4	85°4	85°0	85°2	85°5	85°20
85°3	85°3	85°5	85°6	85°7	85°9	85°2	85°1	83°3	82°7	83°7	86°1	85°55
—	—	—	—	—	—	—	—	—	—	—	—	—
85°2	85°1	84°8	85°0	85°1	85°3	85°5	84°9	83°9	83°9	84°0	85°8	85°62
85°2	85°1	85°1	85°3	85°1	84°8	84°4	84°0	82°8	82°7	83°2	85°9	85°71
85°8	85°8	85°1	84°9	85°0	84°9	84°8	85°3	83°8	82°8	82°6	85°5	85°92
86°20	86°10	85°98	85°94	86°12	86°13	86°52	88°23	88°02	86°65	85°55	85°30	86°24
85°5	85°0	85°0	84°4	84°9	84°2	84°1	84°0	82°8	82°0	83°2	86°0	85°18
85°8	85°5	85°2	85°3	85°3	85°0	85°0	84°9	83°1	81°9	82°6	86°5	85°54
85°8	85°5	85°6	85°7	85°2	85°1	84°9	85°0	83°3	82°3	82°9	84°3	85°72
—	—	—	—	—	—	—	—	—	—	—	—	—
85°9	85°1	85°2	85°0	85°1	85°1	85°8	86°9	84°6	83°3	82°2	83°5	85°56
86°0	85°7	85°7	85°9	85°3	85°4	85°8	86°9	84°0	82°9	84°0	86°3	85°33
85°2	85°9	85°3	85°2	85°7	86°0	86°2	87°1	85°0	82°9	82°2	84°0	86°23
85°9	85°1	85°2	85°4	85°7	86°0	86°1	86°8	84°9	82°9	82°1	83°3	85°85
83°6	82°8	82°8	82°2	82°6	82°9	82°7	84°2	82°5	80°9	82°3	84°8	84°74
84°9	84°8	85°0	85°0	85°0	84°8	84°7	84°6	83°0	82°0	83°0	84°8	85°39
—	—	—	—	—	—	—	—	—	—	—	—	—
85°6	85°6	85°2	85°8	85°0	85°0	85°1	84°9	82°9	81°6	82°0	84°9	85°15
85°9	85°8	85°3	85°3	85°2	85°0	85°0	85°5	82°1	80°5	81°3	85°9	85°05
85°2	84°9	84°7	84°9	84°9	84°9	85°2	85°0	81°9	82°9	85°2	88°1	85°69
85°7	85°2	85°2	85°0	84°8	84°9	84°8	84°5	81°4	81°2	84°8	87°4	85°42
85°9	85°2	85°1	84°1	84°0	84°7	83°9	84°1	81°9	80°9	80°9	84°1	84°65
84°9	84°9	84°7	84°3	84°8	85°0	83°8	83°6	80°5	78°8	80°3	83°2	84°05
—	—	—	—	—	—	—	—	—	—	—	—	—
85°7	85°8	84°0	84°1	84°0	84°0	84°2	84°0	79°7	78°7	81°8	83°5	84°24
84°0	84°4	83°8	83°2	83°3	83°1	83°1	82°1	81°5	81°3	83°0	85°3	84°55
83°0	83°5	81°8	81°9	82°1	82°6	83°1	82°8	80°0	81°0	81°5	83°0	83°72
83°2	82°9	83°0	82°9	83°1	83°1	83°2	82°8	80°8	81°8	83°2	84°9	83°62
83°9	83°7	83°7	84°0	83°9	84°0	83°7	82°2	80°8	81°3	82°5	83°4	84°01
83°5	83°0	83°0	83°0	82°9	83°1	83°9	84°7	81°9	80°7	81°3	83°2	83°94
—	—	—	—	—	—	—	—	—	—	—	—	—
84°4	85°0	83°9	84°0	84°2	84°2	84°0	83°1	79°3	77°2	77°8	81°0	83°66
84°3	84°1	83°9	84°2	84°0	84°0	83°9	83°9	80°9	78°9	79°5	81°9	83°74
84°1	84°0	83°7	83°8	83°6	84°0	84°8	84°8	81°9	79°3	78°7	82°7	84°25
85°9	85°0	84°1	84°0	84°0	83°9	83°8	82°9	81°0	81°3	83°3	84°9	84°68
85°8	85°3	84°9	84°2	83°8	83°2	83°4	83°0	81°1	81°4	82°9	86°0	84°69
84°2	83°7	83°0	83°5	82°8	82°8	82°9	81°9	79°0	78°1	80°3	84°1	83°57
84°96	84°72	84°37	84°29	84°27	84°30	84°34	84°30	81°92	81°04	82°03	84°48	84°75

86°33

86°45

85°65

84°87

83°88

DECLINATION.													
Angular Value of one Scale Division of the Declinometer = 0'711. Increasing Numbers denote decreasing Westerly Declination.													
Mean Göttingen Time.	0h.	1h.	2h.	3h.	4h.	5h.	6h.	7h.	8h.	9h.	10h.	11h.	
NOVEMBER.	Sc. Div.	Sc. Div.	Sc. Div.	Sc. Div.	Sc. Div.	Sc. Div.	Sc. Div.	Sc. Div.	Sc. Div.	Sc. Div.	Sc. Div.	Sc. Div.	
	1	85°7	87°5	86°0	84°1	82°8	82°5	81°4	82°1	83°1	83°5	84°0	84°0
	2	—	—	—	—	—	—	—	—	—	—	—	—
	3	85°0	86°9	88°0	86°1	84°3	82°7	82°1	82°9	83°8	84°0	84°2	84°9
	4	85°5	86°1	86°1	85°4	84°5	82°8	81°9	82°8	84°0	84°0	84°0	84°1
	5	86°8	86°3	86°0	84°0	82°1	80°1	81°0	82°1	83°9	84°9	84°8	85°0
	6	85°6	84°9	84°1	83°7	83°2	82°8	82°9	83°4	84°2	84°8	85°0	84°9
	7	82°9	85°1	86°3	85°9	85°9	85°5	84°3	84°0	84°0	83°9	83°9	84°1
	8	85°2	86°3	85°3	84°4	83°1	82°9	83°1	84°0	84°2	84°9	84°8	84°9
	9	—	—	—	—	—	—	—	—	—	—	—	—
	10	86°8	85°9	85°3	85°9	83°9	84°7	85°0	85°0	84°9	85°2	85°2	85°2
	11	86°3	86°1	86°5	85°5	84°7	83°5	83°3	84°4	84°3	84°5	85°1	85°2
	12	85°1	85°3	83°2	81°3	81°1	80°1	82°9	85°0	85°2	85°2	85°8	86°0
	13	86°8	86°2	84°0	82°6	81°3	81°4	82°9	85°0	85°1	85°2	85°6	86°0
	14	87°2	89°0	88°2	85°9	84°4	83°4	83°3	84°2	85°4	85°1	85°5	85°8
	15	86°3	86°7	86°5	85°3	84°7	82°2	83°1	84°5	85°0	85°5	85°8	85°8
	16	—	—	—	—	—	—	—	—	—	—	—	—
	17	85°8	86°1	86°4	84°0	81°5	81°1	81°6	81°1	83°0	82°9	83°9	83°9
	18	84°1	84°4	86°0	85°0	84°8	81°9	81°8	82°5	84°1	84°6	84°4	84°2
	19	85°3	86°9	84°1	83°8	82°9	81°1	81°0	81°9	83°5	84°0	84°2	84°2
	20	84°4	85°2	84°7	84°7	84°4	83°3	83°1	82°8	83°9	84°1	84°8	84°9
	21	84°3	84°4	84°6	86°1	85°9	84°2	83°2	83°3	84°1	84°4	85°1	84°9
	22	85°9	86°9	87°2	86°9	85°2	84°2	83°3	83°0	84°1	84°8	84°9	84°8
	23	—	—	—	—	—	—	—	—	—	—	—	—
	24	85°0	83°8	83°1	82°8	80°1	79°1	80°8	82°9	84°1	84°5	84°7	84°8
	25	85°8	86°5	86°3	83°8	82°8	82°0	83°0	84°1	85°2	85°2	85°4	85°0
	26	84°2	84°8	84°1	82°5	81°8	81°9	82°7	84°0	84°8	85°2	85°0	85°0
	27	88°0	88°8	88°3	85°9	83°0	82°0	82°1	83°9	84°6	85°0	85°0	84°6
	28	83°0	83°4	82°7	80°4	79°8	79°9	80°8	82°8	84°2	84°7	84°8	84°5
	29	82°9	82°9	83°0	81°1	80°0	80°1	81°0	81°8	82°8	83°1	84°0	83°7
	30	—	—	—	—	—	—	—	—	—	—	—	—
Hourly Means	85°36	85°86	85°44	84°28	83°13	82°22	82°46	83°34	84°22	84°53	84°80	84°82	
DECEMBER.	Sc. Div.	Sc. Div.	Sc. Div.	Sc. Div.	Sc. Div.	Sc. Div.	Sc. Div.	Sc. Div.	Sc. Div.	Sc. Div.	Sc. Div.	Sc. Div.	
	1	82°0	82°4	82°1	81°5	80°1	80°0	80°1	81°6	83°0	84°9	84°0	83°9
	2	83°8	84°5	85°2	84°6	82°7	81°0	80°7	82°0	83°1	83°2	83°5	83°8
	3	81°7	81°5	84°0	84°2	83°0	79°5	78°1	75°7	74°9	75°1	74°1	75°6
	4	79°0	79°5	81°6	81°0	80°6	80°1	79°1	81°0	81°9	82°1	82°1	82°2
	5	80°3	80°0	80°8	80°2	79°3	78°2	78°5	79°8	81°2	81°8	81°8	82°0
	6	81°7	83°3	84°8	84°8	83°9	82°9	82°2	82°4	82°8	82°7	82°4	82°1
	7	—	—	—	—	—	—	—	—	—	—	—	—
	8	84°9	87°2	87°0	84°6	82°3	81°3	81°4	81°9	82°0	82°1	82°8	83°0
	9	81°6	82°7	83°4	83°2	82°5	82°1	82°8	82°9	82°9	83°2	83°6	83°2
	10	82°1	83°0	81°6	82°3	82°9	82°0	83°0	83°7	83°8	84°0	84°0	84°0
	11	85°0	85°5	85°9	83°2	81°9	81°0	81°1	83°0	83°2	84°0	83°9	83°9
	12	83°4	84°7	82°8	81°1	80°6	80°3	81°2	81°9	82°3	83°1	83°7	84°0
	13	83°0	84°1	83°3	82°4	82°1	78°9	78°0	80°3	82°0	82°1	82°1	82°9
	14	—	—	—	—	—	—	—	—	—	—	—	—
	15	80°9	82°4	82°5	81°5	79°1	78°8	80°7	81°2	82°0	81°8	83°0	83°5
	16	82°1	83°0	84°9	82°7	81°7	79°9	81°0	82°3	82°4	82°5	83°0	83°1
	17	82°2	82°6	82°8	82°0	80°9	79°8	80°5	81°5	82°0	82°8	82°9	83°0
	18	83°8	85°9	86°1	83°1	80°1	79°6	80°9	81°2	82°0	82°1	82°6	82°6
	19	83°1	83°8	83°8	82°4	82°5	82°0	81°9	81°8	82°3	82°9	83°1	83°2
	20	82°1	82°9	82°6	82°1	81°0	80°9	81°2	82°6	82°5	82°0	82°2	82°6
	21	—	—	—	—	—	—	—	—	—	—	—	—
	22	81°9	83°1	83°0	81°1	80°2	81°4	81°1	81°8	82°6	83°0	83°2	83°0
	23	83°2	84°2	83°6	83°0	82°0	81°9	81°7	82°0	83°0	84°0	84°0	83°9
	24	80°8	81°8	82°5	82°9	83°1	83°1	83°8	82°9	82°9	82°9	83°1	83°1
	25	—	—	—	—	—	—	—	—	—	—	—	—
	26	84°8	85°9	84°3	82°6	82°0	81°1	81°7	82°0	83°1	83°7	83°5	83°9
	27	87°9	88°0	86°0	82°0	79°2	78°0	79°0	80°4	81°8	82°5	82°4	83°0
	28	—	—	—	—	—	—	—	—	—	—	—	—
	29	85°1	87°6	87°0	82°9	79°7	79°8	80°0	81°8	82°8	83°0	83°5	83°8
	30	84°3	85°1	85°3	82°9	79°0	78°4	79°0	79°2	81°1	82°7	83°0	82°8
31	82°7	84°9	86°1	83°5	88°8	79°0	79°9	80°3	81°7	82°2	82°0	82°1	
Hourly Means	82°82	83°83	83°96	82°61	81°28	80°42	80°72	81°43	82°13	82°55	82°67	82°85	

* Nine minutes late ; not included in the means.

† Christmas Day.

DECLINATION.

Zero Scale Division = 153° 0, corresponding to 22° 46' W.

12h.	13h.	14h.	15h.	16h.	17h.	18h.	19h.	20h.	21h.	22h.	23h.	Means.
Sc. Div.	Sc. Div.	Sc. Div.	Sc. Div.	Sc. Div.	Sc. Div.	Sc. Div.	Sc. Div.	Sc. Div.	Sc. Div.	Sc. Div.	Sc. Div.	Sc. Div.
84°9	84°7	84°0	84°1	83°6	83°1	82°6	81°8	79°3	78°7	80°8	82°8	83°21
84°9	84°8	84°1	83°9	83°3	83°0	82°8	82°2	80°2	80°1	81°9	83°5	83°73
84°1	83°8	83°1	82°9	82°7	82°2	82°8	82°1	80°9	80°8	81°4	84°1	83°42
84°8	84°0	83°0	82°8	82°3	82°1	82°1	82°2	81°9	82°0	82°5	83°7	83°35
84°1	83°9	83°3	82°7	82°2	82°9	82°9	82°7	80°7	80°2	81°1	82°0	83°26
83°4	83°3	83°0	83°0	83°1	82°9	83°1	83°9	82°9	82°3	82°7	84°0	83°89
84°5	84°3	83°8	83°8	83°1	83°1	83°1	82°0	81°0	82°1	84°5	85°7	83°92
85°0	84°2	84°3	83°4	82°2	82°3	82°9	82°7	81°2	82°8	85°1	85°9	84°38
85°1	84°9	84°2	84°0	83°9	83°7	83°7	82°3	79°0	79°3	82°8	84°9	84°05
85°9	85°5	84°9	84°4	84°5	84°0	84°1	83°0	79°2	78°8	80°9	84°2	83°57
85°7	85°1	84°9	84°6	84°2	83°8	83°2	82°4	80°9	80°8	82°8	85°8	84°01
85°7	85°0	84°9	84°1	83°9	84°0	83°9	82°9	80°6	79°2	80°0	83°2	84°37
85°7	85°0	84°6	83°9	83°1	82°6	82°8	83°0	80°4	78°7	79°9	84°1	83°97
84°4	84°0	83°3	83°0	82°5	82°2	81°9	80°9	79°1	80°0	81°2	82°9	82°78
84°8	84°9	84°0	84°0	83°8	83°2	82°8	81°2	78°9	79°4	81°1	83°4	83°30
84°2	84°4	83°9	84°0	83°3	83°1	82°3	81°2	79°3	79°0	80°9	82°6	82°96
84°8	84°2	84°1	83°9	83°6	83°2	83°0	82°3	81°0	81°0	82°7	83°9	83°67
84°8	84°2	83°9	83°5	83°3	83°3	82°7	82°1	80°9	81°0	82°4	84°2	83°78
84°7	84°2	83°8	83°0	82°9	82°2	82°1	82°7	81°0	81°0	82°1	83°1	83°92
84°5	83°9	83°5	83°3	82°2	82°8	82°8	82°9	82°1	83°0	83°6	85°1	83°14
84°9	84°5	83°9	83°6	83°3	83°1	82°8	82°0	79°2	79°4	81°1	82°8	83°57
84°9	84°4	84°0	83°7	82°9	82°1	82°3	80°6	79°6	79°9	82°7	86°7	83°32
84°7	85°0	84°0	83°0	81°9	80°9	80°0	79°1	77°9	77°1	79°8	82°2	83°20
84°2	84°0	83°8	83°0	81°9	81°5	80°0	79°9	78°2	78°2	81°2	82°1	82°04
84°3	83°9	83°3	83°0	82°6	82°1	81°8	81°0	79°1	78°4	79°8	81°2	81°95
84°76	84°40	83°89	83°54	83°05	82°73	82°58	81°96	80°18	80°13	81°80	83°76	83°47
83°9	83°8	83°0	82°5	81°8	81°2	80°9	80°1	77°9	77°2	79°3	81°5	81°61
84°1	83°9	83°9	83°0	83°0	81°9	82°1	80°9	78°3	78°3	78°8	81°8	82°42
77°5	77°8	77°9	79°9	80°4	79°0	78°8	78°2	76°0	76°2	76°7	78°1	78°50
82°0	81°8	81°0	80°5	80°7	80°6	80°6	80°3	78°2	76°4	76°3	77°9	80°27
82°0	81°9	81°6	81°1	80°8	81°3	81°0	79°9	77°3	76°0	76°5	78°1	80°06
82°8	82°1	81°9	81°9	81°7	81°5	80°9	79°9	76°9	75°1	76°8	80°8	81°60
83°0	82°9	82°2	82°0	81°4	81°0	80°2	79°3	77°0	76°3	79°3	80°6	81°90
83°2	82°9	82°2	82°0	81°8	81°1	81°0	79°5	78°1	78°1	79°8	82°0	81°91
83°9	83°0	82°4	81°9	81°7	81°4	81°3	80°9	80°0	80°5	82°0	83°6	82°46
83°4	82°9	82°9	82°0	81°9	81°8	81°8 ^a	80°4	78°0	77°1	77°6	80°1	82°16
84°0	83°4	82°9	82°9	82°5	82°1	81°4	80°6	77°9	76°9	77°7	80°7	81°75
83°3	83°0	82°5	82°2	82°1	81°3	81°0	80°2	77°1	76°0	77°1	79°4	81°10
82°9	82°9	82°0	81°8	80°8	80°7	79°7	80°0	77°7	76°0	78°1	80°9	80°87
83°7	82°9	82°5	81°9	81°1	81°0	80°4	79°1	76°9	77°1	78°2	80°2	81°40
82°8	83°0	82°4	82°1	82°0	81°8	81°2	80°2	78°2	76°9	80°8	82°9	81°55
82°5	82°4	82°6	82°2	82°0	81°7	81°1	80°8	77°9	76°1	77°8	80°7	81°57
83°1	82°9	82°6	82°2	81°8	81°2	81°0	80°7	79°9	79°1	79°1	80°3	81°95
83°1	83°0	82°3	82°5	81°9	81°0	80°6	80°1	79°0	79°5	80°9	81°4	81°67
82°9	82°1	82°2	81°9	81°9	82°0	81°8	81°7	79°8	79°1	80°8	82°0	81°82
83°4	82°8	81°9	81°8	81°5	81°6	81°9	81°4	79°1	78°2	79°7	79°9	82°07
83°2	83°1	82°8	82°2	81°8	81°7	81°9	81°2	81°3	82°4	82°9	82°7	82°50
83°8	83°1	82°8	82°2	81°7	80°6	80°0	80°3	80°4	80°8	82°8	86°9	82°67
82°5	82°0	81°9	82°0	81°3	81°1	81°1	80°4	77°8	77°7	80°1	82°8	81°70
83°6	83°0	82°9	82°8	82°6	80°9	81°2	80°0	76°4	75°9	78°0	81°2	81°90
82°6	82°2	82°0	81°8	81°4	81°4	80°1	80°8	78°9	77°0	80°4	81°7	81°38
82°3	82°0	81°6	81°2	81°0	80°9	81°2	81°1	78°9	76°3	75°1	76°9	80°99
82°90	82°57	82°19	81°94	81°64	81°22	80°90	80°31	78°27	77°55	78°95	80°97	81°53

83°74

83°00

81°17

81°88

DECLINATION.													
Angular Value of one Scale Division of the Declinometer = 0'' 711. Increasing Numbers denote decreasing Westerly Declination.													
Mean Göttingen Time.	0h.	1h.	2h.	3h.	4h.	5h.	6h.	7h.	8h.	9h.	10h.	11h.	
JANUARY.	1	80'1	81'2	82'1	81'7	81'0	80'8	81'0	81'3	82'8	83'7	83'2	82'8
	2	80'6	81'9	82'4	82'9	83'2	83'0	82'2	81'7	82'1	83'0	82'9	82'7
	3	78'7	80'5	81'6	80'9	80'9	81'2	81'7	81'6	82'2	83'3	83'8	82'9
	4	—	—	—	—	—	—	—	—	—	—	—	—
	5	83'1	83'9	83'1	82'3	81'0	80'4	81'6	82'2	82'1	82'9	83'0	83'0
	6	85'5	85'8	85'0	83'1	80'7	79'7	81'3	81'3	81'9	82'3	82'2	82'6
	7	81'9	82'8	83'8	81'9	79'9	79'0	79'8	81'2	82'6	82'5	82'5	82'0
	8	79'3	81'9	81'8	80'5	77'5	77'1	78'7	79'8	81'1	82'2	82'4	82'9
	9	82'9	83'4	81'0	80'9	80'9	79'8	80'3	81'5	81'3	81'9	82'2	82'1
	10	82'5	81'9	80'4	79'5	79'0	79'9	80'0	80'9	81'6	82'1	82'5	82'5
	11	—	—	—	—	—	—	—	—	—	—	—	—
	12	82'5	82'9	84'0	82'6	80'1	79'1	78'4	79'1	80'1	81'7	81'8	81'8
	13	84'4	82'8	82'4	80'9	77'8	76'3	78'5	80'8	81'1	81'9	82'0	83'0
	14	82'9	86'0	86'9	82'6	81'1	78'1	77'8	79'2	80'2	80'8	81'1	81'0
	15	79'2	80'3	80'8	78'8	78'8	80'0	80'2	80'9	82'0	82'0	82'1	81'9
	16	79'3	82'4	82'2	81'2	80'0	77'9	77'4	79'2	80'9	81'5	81'8	81'8
	17	79'9	82'0	81'8	82'4	81'0	80'5	79'2	80'7	80'2	79'1	80'9	81'1
	18	—	—	—	—	—	—	—	—	—	—	—	—
	19	79'3	81'1	82'7	83'9	82'5	80'4	78'8	79'2	80'0	81'5	81'7	81'5
	20	79'9	82'2	86'1	89'0	85'8	82'4	80'9	81'0	82'0	81'7	81'7	81'7
	21	71'4	72'1	81'5	84'2	85'1	82'1	78'8	79'9	80'9	81'1	81'4	81'1
	22	78'9	78'1	81'0	86'0	87'0	82'8	79'5	79'7	81'2	82'0	82'7	82'9
	23	75'1	75'1	76'5	81'0	84'0	82'9	80'2	79'0	81'9	83'0	84'9	82'9
	24	80'8	80'2	79'8	78'7	79'3	80'2	79'1	78'9	81'0	80'9	80'2	81'0
	25	—	—	—	—	—	—	—	—	—	—	—	—
	26	82'0	81'9	78'8	79'1	81'0	80'9	80'2	80'6	80'5	81'1	81'9	81'4
	27	89'1	87'7	84'6	81'0	79'8	79'0	79'5	80'3	81'7	81'9	82'7	82'6
	28	84'0	83'9	80'3	79'7	79'1	80'1	80'8	80'4	81'1	82'2	82'8	82'8
	29	82'3	83'9	82'8	80'0	79'9	79'3	79'8	81'1	83'0	83'0	83'0	82'9
	30	81'8	82'8	82'6	80'0	80'0	82'4	82'0	81'2	81'8	81'7	82'1	82'5
	31	80'5	83'0	83'1	82'5	81'8	82'1	80'3	79'9	80'9	81'5	81'8	81'7
February 1	—	—	—	—	—	—	—	—	—	—	—	—	
Hourly Means	81'03	81'91	82'19	81'75	81'04	80'27	79'93	80'47	81'41	81'94	82'27	82'19	
FEBRUARY.	2	79'7	80'9	82'5	81'5	82'2	80'8	79'3	79'1	80'0	81'0	81'2	81'2
	3	79'1	80'0	79'3	79'9	80'4	81'0	81'2	81'0	80'8	80'8	80'8	80'8
	4	80'9	80'9	79'9	79'2	79'9	80'2	81'0	81'3	80'7	81'1	81'3	81'5
	5	81'0	80'5	78'9	80'1	81'2	80'9	80'0	81'1	81'0	81'0	80'8	80'9
	6	83'1	83'5	82'5	81'9	80'6	78'3	78'0	80'1	80'2	80'9	81'1	81'2
	7	81'5	80'5	79'9	79'8	77'5	77'4	78'7	80'2	81'0	81'2	81'4	81'1
	8	—	—	—	—	—	—	—	—	—	—	—	—
	9	81'3	83'7	86'5	85'7	81'8	79'8	78'9	79'0	80'1	80'2	80'7	80'1
	10	76'0	79'4	85'0	85'1	85'5	83'7	81'2	80'8	81'9	82'3	82'1	81'3
	11	77'9	85'1	90'0	89'5	86'9	84'2	82'9	82'3	81'9	81'9	82'1	82'0
	12	78'0	82'0	83'0	83'5	83'8	82'1	80'5	80'2	81'0	81'0	81'1	81'1
	13	79'9	84'6	86'9	86'4	85'0	82'9	81'2	80'9	81'9	81'8	81'9	81'5
	14	78'5	83'1	87'5	86'4	84'9	82'6	81'5	80'9	82'5	82'8	82'0	81'8
	15	—	—	—	—	—	—	—	—	—	—	—	—
	16	76'2	81'4	85'0	84'3	82'0	79'5	79'5	79'4	81'1	81'9	80'6	81'0
	17	78'5	81'4	83'9	83'8	83'4	81'9	81'5	82'2	81'0	81'6	81'1	80'9
	18	81'8	83'7	84'2	83'2	81'9	80'2	80'0	80'7	80'5	80'5	81'2	80'9
	19	77'7	82'1	86'7	87'3	85'9	83'0	80'1	80'2	80'9	80'9	81'2	81'3
	20	81'0	83'2	84'6	85'3	85'6	84'0	82'3	81'8	82'0	82'1	82'1	81'9
	21	77'0	81'5	85'7	87'0	86'8	84'9	82'1	81'1	81'3	81'5	81'8	81'2
	22	—	—	—	—	—	—	—	—	—	—	—	—
	23	77'0	79'9	83'8	85'3	84'1	83'0	81'0	80'7	81'2	81'6	81'5	81'7
	24	78'0	80'2	82'8	83'4	83'0	82'5	81'8	81'0	81'0	80'9	81'2	81'8
	25	77'0	81'7	83'9	84'2	84'2	81'1	79'5	79'7	80'3	79'8	78'0	78'3
	26	72'7	76'6	79'8	81'1	80'1	78'1	77'9	79'9	80'4	80'7	80'5	80'1
	27	74'2	76'9	80'1	82'4	82'9	81'3	79'8	79'9	81'0	80'5	80'5	80'9
	28	75'8	78'4	81'3	82'9	82'8	81'0	79'8	80'2	81'5	80'8	81'0	80'9
	March 1	—	—	—	—	—	—	—	—	—	—	—	—
Hourly Means	78'57	81'30	83'49	83'38	83'02	81'43	80'40	80'57	81'05	81'20	81'13	81'06	

DECLINATION.

Zero Scale Division = 153°0, corresponding to 22° 46' W.

12h.	13h.	14h.	15h.	16h.	17h.	18h.	19h.	20h.	21h.	22h.	23h.	Means.
Sc. Div. 82°9	Sc. Div. 82°2	Sc. Div. 81°9	Sc. Div. 81°6	Sc. Div. 81°3	Sc. Div. 81°6	Sc. Div. 81°1	Sc. Div. 80°9	Sc. Div. 78°2	Sc. Div. 76°9	Sc. Div. 78°0	Sc. Div. 79°7	Sc. Div. 81°17
82°3	82°1	82°0	81°6	82°1	81°7	81°4	81°0	78°9	77°3	77°2	79°0	81°47
—	—	—	—	—	—	—	—	—	—	—	—	81°10
81°9	81°8	81°9	81°7	81°4	81°1	81°0	79°9	78°1	77°4	78°8	82°1	81°71
83°6	83°0	82°0	82°5	81°3	80°4	80°1	80°0	78°5	78°1	79°9	83°1	81°37
82°6	81°6	80°8	80°1	79°9	80°1	80°0	79°4	78°5	78°3	80°0	80°1	80°47
82°0	81°0	81°0	79°9	80°8	79°6	79°5	77°9	76°7	76°8	78°1	78°2	80°54
82°0	81°9	81°2	81°0	80°8	80°9	80°1	79°1	79°6	79°8	80°3	81°0	80°47
82°2	82°0	81°7	81°1	80°9	80°5	80°0	79°1	76°1	74°8	75°4	79°2	80°69
—	—	—	—	—	—	—	—	—	—	—	—	80°21
82°0	82°0	81°9	81°4	81°1	80°9	79°9	78°7	77°9	77°3	79°2	81°5	79°57
81°7	81°0	80°9	80°5	80°0	79°9	79°2	77°8	75°0	74°3	78°9	81°7	80°46
81°8	80°5	79°5	79°6	78°9	78°9	79°0	77°9	75°2	74°1	75°0	77°5	80°05
81°0	81°9	81°2	80°9	80°2	79°8	79°3	78°2	75°2	75°8	79°0	80°8	79°57
81°9	82°1	81°9	82°2	81°8	80°3	80°0	80°2	77°8	74°5	74°3	77°1	79°95
81°8	81°8	81°1	81°0	81°0	80°9	80°1	79°4	76°0	72°9	73°3	74°8	80°45
—	—	—	—	—	—	—	—	—	—	—	—	81°85
80°1	81°1	80°0	80°1	80°2	80°5	80°1	80°1	79°0	76°1	75°6	77°1	79°88
81°5	81°9	81°1	81°4	81°5	80°9	80°9	79°1	76°9	77°2	77°1	78°8	81°02
81°0	81°7	81°8	81°7	81°7	81°7	81°4	81°7	80°2	79°8	79°8	77°5	79°81
81°0	81°3	80°9	80°9	81°1	80°9	80°7	79°8	78°2	78°5	77°2	77°1	79°45
82°5	82°1	81°5	80°9	80°8	81°0	81°0	80°9	78°9	78°9	78°1	76°2	80°71
81°5	80°7	81°7	79°7	79°0	79°3	78°2	77°0	76°0	75°9	79°1	80°9	80°99
—	—	—	—	—	—	—	—	—	—	—	—	80°50
81°1	80°8	80°5	79°9	79°9	79°9	80°0	79°1	76°5	74°7	75°4	79°0	80°51
81°9	81°0	81°1	81°1	81°1	80°9	80°1	79°1	75°0	76°1	82°8	87°4	80°54
82°2	81°8	81°1	80°9	80°0	80°2	80°5	79°1	74°9	74°3	77°0	81°9	80°88
82°9	81°5	80°8	81°0	79°4	79°1	78°3	79°1	77°1	76°1	78°4	81°0	80°79
82°5	82°0	81°4	81°9	80°0	79°8	79°5	78°4	75°0	75°0	77°0	78°7	80°26
82°1	81°9	81°2	81°0	81°0	80°1	79°5	80°0	78°8	75°2	74°0	77°2	81°05
—	—	—	—	—	—	—	—	—	—	—	—	81°21
81°1	80°8	80°2	80°7	80°8	80°2	80°2	80°9	79°9	79°1	79°1	79°0	80°02
81°89	81°61	81°20	80°97	80°67	80°41	80°04	79°40	77°34	76°49	77°70	79°54	80°08
80°6	80°4	80°0	80°0	80°2	80°5	81°0	82°0	82°0	78°5	76°0	77°6	80°14
81°0	80°9	80°3	79°9	80°0	79°9	80°2	81°0	79°0	77°1	78°5	79°1	80°24
81°1	80°9	80°4	80°1	80°3	80°2	80°4	80°1	77°8	76°4	78°1	79°7	80°42
80°8	80°9	80°2	80°1	80°1	80°2	80°1	79°9	77°7	77°2	79°7	81°4	79°50
80°7	80°2	80°2	80°2	80°1	80°1	80°7	80°0	77°9	78°1	79°5	81°1	80°02
—	—	—	—	—	—	—	—	—	—	—	—	79°92
81°2	81°6	81°4	81°4	80°3	79°8	79°2	78°1	76°0	74°0	75°5	79°4	81°54
79°9	80°1	80°1	81°1	80°6	81°0	80°9	81°2	77°8	73°4	72°8	73°9	80°26
81°0	80°3	79°5	79°7	79°4	79°8	79°3	79°1	77°1	73°1	72°1	73°3	81°05
81°3	80°9	80°8	80°6	80°5	80°4	80°8	80°9	79°1	76°7	74°1	74°1	81°21
80°9	81°1	80°6	80°8	80°3	80°8	80°2	80°2	77°8	75°0	74°1	77°1	80°08
81°1	80°6	80°1	81°5	81°0	80°2	80°3	80°8	79°0	75°9	74°8	75°1	80°92
—	—	—	—	—	—	—	—	—	—	—	—	80°30
81°1	80°8	80°4	81°2	81°1	81°8	82°0	82°0	81°5	76°2	73°4	73°0	81°35
80°6	79°8	80°2	80°8	80°8	81°0	81°1	81°9	80°1	75°9	73°0	74°9	80°79
80°9	80°9	80°8	80°4	80°7	81°0	81°1	81°4	80°3	77°9	77°2	78°2	81°15
80°8	80°8	80°2	80°9	80°6	80°6	80°9	81°4	79°3	75°7	73°4	73°8	80°60
81°3	81°0	81°1	81°3	81°2	81°2	81°5	82°1	80°2	78°1	77°8	78°3	80°75
81°1	80°5	80°0	80°0	80°8	80°8	81°1	80°8	78°1	74°5	72°9	72°4	78°62
—	—	—	—	—	—	—	—	—	—	—	—	78°39
81°9	81°1	—	81°1	81°1	81°4	81°7	81°9	79°8	75°8	74°0	74°7	79°13
81°8	81°2	80°9	81°0	81°2	81°1	81°2	81°5	78°6	74°8	74°5	75°7	79°77
81°9	80°9	80°9	81°0	81°2	81°9	82°0	82°3	80°0	77°2	76°1	75°1	80°27
76°3	76°9	77°7	78°0	78°0	79°1	79°9	80°9	78°9	74°0	70°1	69°5	80°88
80°0	79°6	78°9	78°8	78°7	78°8	79°8	79°5	78°2	74°9	73°1	73°1	80°92
80°1	79°7	79°4	80°3	80°3	80°3	80°9	81°2	78°0	74°2	72°0	72°3	80°30
—	—	—	—	—	—	—	—	—	—	—	—	81°35
80°1	80°2	80°1	80°2	80°4	80°9	81°0	81°2	79°8	76°8	74°3	73°1	80°79
80°73	80°47	80°01	80°43	80°37	80°53	80°72	80°89	78°92	75°89	74°88	75°66	80°15

DECLINATION.													
Angular Value of one Scale Division of the Declinometer = 0' 711. Increasing Numbers denote decreasing Westerly Declination.													
Mean Göttingen Time.	0h.	1h.	2h.	3h.	4h.	5h.	6h.	7h.	8h.	9h.	10h.	11h.	
MARCH.	Sc. Div.	Sc. Div.	Sc. Div.	Sc. Div.	Sc. Div.	Sc. Div.	Sc. Div.	Sc. Div.	Sc. Div.	Sc. Div.	Sc. Div.	Sc. Div.	
	1	73°0	75°9	79°9	83°0	82°9	81°2	79°7	79°8	80°8	80°8	81°1	81°3
	2	73°5	76°0	79°0	82°5	82°8	80°2	79°3	79°9	81°0	80°9	81°0	81°1
	3	77°3	80°0	83°5	84°2	83°4	80°9	80°8	81°7	81°3	80°3	80°3	80°8
	4	76°7	79°5	82°8	82°9	81°2	80°9	81°0	81°1	80°9	80°1	80°3	80°1
	5	78°9	82°7	83°9	84°4	83°5	82°1	81°0	81°0	81°1	81°0	80°9	80°8
	6	77°9	82°0	85°3	86°8	84°1	81°0	80°9	81°3	80°9	80°2	79°9	80°2
	7	—	—	—	—	—	—	—	—	—	—	—	—
	8	77°9	82°1	84°5	85°0	83°8	81°4	81°2	81°2	80°9	80°6	80°9	80°9
	9	81°3	84°9	84°5	82°5	80°3	78°7	78°7	79°9	80°4	80°2	80°4	80°8
	10	83°7	85°2	85°8	84°8	81°6	79°5	79°7	80°1	79°6	79°4	80°0	80°7
	11	76°9	78°6	81°0	81°4	80°0	79°1	79°5	79°8	79°8	79°9	80°0	79°9
	12	80°9	83°2	85°7	83°0	79°8	75°6	74°9	77°0	77°1	77°8	77°7	77°1
	13	77°2	78°8	79°3	79°8	77°2	76°1	76°7	77°5	78°8	78°7	79°3	79°8
	14	—	—	—	—	—	—	—	—	—	—	—	—
	15	78°2	81°0	82°3	82°1	79°9	79°0	78°3	79°9	77°8	76°8	77°9	78°2
	16	78°3	79°8	80°5	79°8	78°9	77°2	78°0	78°9	78°5	78°8	79°8	78°8
	17	79°8	83°7	84°5	83°0	79°9	78°1	78°1	78°9	79°5	79°4	79°1	79°2
	18	78°4	81°8	83°5	81°4	79°0	77°1	76°9	78°9	79°8	79°4	79°5	79°9
	19	76°6	80°9	82°2	81°2	80°9	78°9	77°9	78°1	79°6	79°8	79°8	79°9
	20	77°6	80°3	81°2	81°9	81°0	80°9	80°1	79°1	79°1	79°0	79°0	79°2
	21	—	—	—	—	—	—	—	—	—	—	—	—
	22	80°0	81°7	81°8	80°2	78°9	78°0	79°0	79°5	79°8	79°5	79°7	79°8
	23	80°7	82°6	82°3	81°3	80°2	78°9	78°4	78°1	80°1	80°1	80°0	80°0
	24	79°5	81°0	82°1	80°9	79°8	79°4	79°1	80°3	81°0	80°6	80°7	80°9
	25	78°6	83°2	84°5	81°7	81°0	80°7	80°2	79°8	80°2	80°5	80°8	80°3
	26	79°5	81°4	82°8	82°8	81°0	80°7	80°0	79°1	80°1	79°5	79°2	79°4
	27	78°8	81°2	82°2	81°2	79°3	78°7	79°0	79°9	80°0	79°4	79°9	80°0
	28	—	—	—	—	—	—	—	—	—	—	—	—
	29	80°0	83°0	82°1	80°2	78°3	76°6	76°0	76°8	78°5	78°2	78°8	78°7
30	78°3	80°4	81°6	81°2	79°0	78°1	77°2	77°9	79°0	78°7	78°7	78°8	
Hourly Means	78°44	81°19	82°65	82°30	80°68	79°19	78°91	79°44	79°83	79°60	79°80	79°87	
APRIL.	1	75°6	78°9	80°2	80°3	78°9	78°8	78°2	77°8	78°7	78°2	78°2	78°5
	2	80°2	82°1	81°9	80°1	79°9	79°5	79°2	78°0	79°1	78°8	78°8	79°0
	3	80°9	81°4	82°8	80°2	79°1	78°8	77°8	77°1	78°3	78°0	78°1	78°5
	4	79°1	81°5	82°0	80°7	78°7	78°5	77°8	77°9	78°7	78°4	78°2	78°6
	5	—	—	—	—	—	—	—	—	—	—	—	—
	6	75°9	77°7	78°1	73°5	73°1	72°9	74°8	74°9	74°2	74°3	75°2	75°1
	7	74°7	75°8	75°1	74°7	74°1	75°0	75°5	75°6	76°6	76°3	76°0	76°9
	8	78°2	78°6	76°9	75°1	74°4	75°1	76°8	76°4	77°0	76°9	77°0	77°2
	9	75°9	78°2	76°9	74°9	74°9	74°2	75°0	77°0	77°5	77°9	78°1	78°2
	10	—	—	—	—	—	—	—	—	—	—	—	—
	11	78°7	80°0	78°0	76°3	75°9	76°0	76°3	76°0	76°9	76°5	76°9	77°6
	12	—	—	—	—	—	—	—	—	—	—	—	—
	13	77°8	81°4	80°0	77°0	77°1	75°9	74°8	75°3	75°5	76°0	77°1	76°9
	14	78°3	80°2	78°9	75°8	74°9	75°0	75°9	76°9	75°9	75°9	76°2	76°0
	15	78°3	78°8	76°1	74°8	73°9	75°2	76°0	76°2	76°5	77°5	77°2	76°2
	16	78°9	78°9	78°0	75°9	74°6	73°3	73°3	74°9	75°0	75°2	76°9	76°9
	17	78°6	80°1	78°6	75°9	76°9	76°7	78°6	76°1	77°4	76°8	76°9	76°8
	18	78°8	80°5	78°4	77°5	76°1	76°5	76°1	76°9	77°9	77°1	77°1	77°1
	19	—	—	—	—	—	—	—	—	—	—	—	—
	20	74°6	76°9	76°8	77°0	77°3	77°8	76°5	76°2	77°5	77°2	76°9	77°0
	21	77°9	79°9	78°4	76°8	77°0	78°2	78°3	77°7	78°0	78°1	78°0	78°1
	22	79°7	80°1	79°0	78°5	78°0	78°0	78°8	78°1	78°1	78°0	77°9	77°9
	23	82°0	80°8	78°9	77°0	76°8	77°5	78°9	79°9	79°2	79°1	78°9	79°1
	24	82°5	82°1	79°9	78°9	78°4	78°0	78°1	78°9	79°0	78°8	78°9	79°1
	25	81°1	81°6	80°1	80°1	79°8	77°9	78°0	77°9	77°9	77°5	78°1	78°0
	26	—	—	—	—	—	—	—	—	—	—	—	—
	27	77°2	78°3	77°2	76°9	78°9	79°0	78°4	78°0	78°0	78°0	77°5	78°0
	28	75°2	77°6 ^b	77°2	76°8	77°8	77°8	77°3	77°8	77°9	78°1	77°9	78°0
	29	75°0	75°9	75°9	75°0	76°3	76°2	76°4	77°3	77°6	77°6	78°0	78°3
	30	77°6	78°2	78°9	76°6	76°7	77°8	77°4	77°1	77°3	77°2	77°2	77°6
Hourly Means	78°11	79°42	78°57	77°05	76°78	76°78	76°97	77°04	77°43	77°34	77°49	77°62	

^a Good Friday.

^b Two minutes late.

DECLINATION.

Zero Scale Division = 153°0, corresponding to 22° 46' W.

12.	13h.	14h.	15h.	16h.	17h.	18h.	19h.	20h.	21h.	22h.	23h.	Means.
Sc. Div. 80°9	Sc. Div. 80°8	Sc. Div. 80°8	Sc. Div. 80°2	Sc. Div. 80°5	Sc. Div. 80°9	Sc. Div. 81°4	Sc. Div. 82°1	Sc. Div. 80°9	Sc. Div. 77°4	Sc. Div. 74°4	Sc. Div. 73°1	Sc. Div. 79°70
81°0	80°7	80°3	80°0	80°0	81°1	80°9	82°0	80°1	78°0	75°1	74°9	79°64
80°8	80°5	80°3	79°7	79°9	79°9	80°1	81°4	80°8	77°8	74°8	75°0	80°23
80°0	79°9	79°9	79°7	79°4	79°8	79°7	80°5	79°6	76°7	75°7	76°2	79°77
80°2	80°0	79°7	79°9	79°9	79°9	79°9	80°3	77°9	74°9	72°2	74°2	80°01
—	—	—	—	—	—	—	—	—	—	—	—	—
80°2	79°7	79°7	79°6	79°8	80°0	80°1	80°2	77°5	72°9	71°2	74°0	79°81
80°9	80°9	80°2	80°1	80°2	80°2	80°2	81°1	79°2	75°3	72°9	74°9	80°27
80°6	80°1	80°2	79°9	80°0	79°9	80°0	80°8	79°0	77°4	76°5	79°0	79°83
80°4	80°0	79°2	78°2	78°5	78°9	79°1	80°1	80°0	76°1	73°0	73°2	79°87
79°8	79°8	79°9	79°6	79°8	79°7	79°9	80°2	79°0	76°2	75°3	77°9	79°29
77°0	77°9	77°5	78°2	78°4	77°9	78°6	79°2	79°6	76°0	74°0	74°4	78°27
—	—	—	—	—	—	—	—	—	—	—	—	—
79°0	78°9	78°7	78°9	78°9	79°5	79°3	79°8	78°6	75°1	73°8	74°0	78°07
77°8	78°8	78°1	78°7	79°1	79°1	80°1	79°9	77°6	73°6	73°8	75°2	78°47
78°9	79°0	80°0	80°0	80°1	79°8	80°1	80°0	76°9	74°3	73°4	75°0	78°53
79°5	80°1	79°0	79°0	79°1	79°1	79°5	80°1	77°9	75°8	74°8	75°7	79°28
79°9	79°8	79°6	79°6	79°7	79°9	78°8	80°3	78°4	74°9	73°0	73°9	78°89
79°9	79°6	79°9	80°0	80°0	80°2	80°2	80°2	77°1	73°4	71°3	72°6	78°79
—	—	—	—	—	—	—	—	—	—	—	—	—
79°7	79°5	79°1	79°1	79°2	79°2	79°4	79°8	77°1	74°2	74°8	77°4	79°04
79°9	79°7	79°3	79°2	79°5	79°5	79°9	80°9	78°9	76°5	76°2	78°6	79°42
80°1	79°9	79°5	79°2	79°2	79°4	80°1	80°9	78°3	74°9	74°8	76°8	79°41
80°5	80°1	80°0	79°0	79°3	79°3	79°5	79°2	76°9	74°1	75°3	77°8	79°43
80°0	79°3	79°0	79°0	79°0	79°1	78°2	78°9	77°6	75°0	74°4	75°8	79°45
79°2	78°7	78°9	78°8	78°6	78°7	78°4	78°9	76°2	72°0	71°8	74°8	78°77
—	—	—	—	—	—	—	—	—	—	—	—	—
80°1	79°9	79°7	79°5	79°1	78°9	79°0	79°1	78°0	75°3	73°8	74°7	79°03
78°8	78°6	78°3	78°2	78°6	78°9	78°2	78°0	75°5	73°3	73°0	75°0	77°98
79°0	78°8	78°2	78°9	78°5	78°9	78°3	78°4	76°2	73°1	71°9	72°9	78°00
79°77	79°65	79°42	79°32	79°40	79°53	79°57	80°09	78°26	75°16	73°89	75°27	79°20
—	—	—	—	—	—	—	—	—	—	—	—	—
78°4	78°1	77°8	77°9	78°1	78°2	78°8	79°2	76°9	74°1	74°6	76°0	77°93
79°2	79°0	78°9	78°7	79°0	78°3	79°2	79°8	76°0	74°9	71°9	74°9	78°60
78°5	78°5	78°0	77°9	78°3	78°5	78°8	79°2	77°9	74°1	73°4	76°0	78°34
—	—	—	—	—	—	—	—	—	—	—	—	—
78°3	78°3	78°9	78°8	78°8	78°9	78°9	79°5	76°1	73°2	73°3	74°0	78°21
76°0	76°1	76°2	76°5	77°4	78°8	80°0	78°8	78°8	77°4	75°5	73°7	76°04
76°6	77°9	77°8	77°2	77°0	78°2	78°2	78°9	78°0	76°0	75°8	76°8	76°45
77°1	76°9	77°0	77°2	77°3	77°3	76°9	77°2	75°9	73°4	72°0	73°0	76°28
78°0	77°8	77°5	77°6	77°0	76°8	76°9	77°2	77°8	74°2	73°5	74°1	76°55
—	—	—	—	—	—	—	—	—	—	—	—	—
76°8	77°9	77°1	77°2	77°0	77°2	77°0	77°2	76°2	74°2	73°4	74°9	76°72
76°8	75°9	76°2	77°4	77°2	76°9	76°9	77°2	76°6	75°1	75°2	77°0	76°80
76°2	77°0	76°9	76°8	76°8	77°0	77°3	78°2	78°6	76°2	76°0	76°5	76°81
77°0	79°2	77°7	77°0	77°3	77°9	79°2	80°9	80°2	77°5	77°1	77°4	77°30
77°1	78°9	76°8	76°5	77°5	76°2	77°0	78°7	80°0	78°4	77°6	77°6	76°84
77°0	77°5	77°2	77°1	77°6	78°0	78°2	78°9	78°8	76°2	75°0	75°1	77°33
—	—	—	—	—	—	—	—	—	—	—	—	—
77°5	77°4	77°3	78°0	77°9	78°4	79°0	78°8	77°0	74°1	72°3	72°8	77°10
77°5	77°1	77°7	77°7	78°0	78°2	78°7	79°0	77°8	75°7	74°6	75°1	77°03
78°1	78°0	77°7	77°7	77°4	77°9	78°0	79°1	79°5	76°9	74°9	75°1	77°78
77°6	77°1	77°4	77°4	77°9	78°0	78°8	79°5	78°5	76°2	76°4	79°8	78°20
79°2	79°0	78°0	78°2	77°6	78°1	77°9	78°0	76°0	75°8	76°2	79°8	78°41
78°4	78°2	78°1	77°9	76°9	77°1	77°9	78°2	77°4	76°1	76°0	78°8	78°48
—	—	—	—	—	—	—	—	—	—	—	—	—
77°4	77°9	78°1	78°0	77°7	78°0	78°1	79°3	78°7	75°9	73°4	74°0	78°10
77°9	77°8	77°8	77°9	78°7	78°9	79°0	79°7	79°0	76°8	75°1	73°7	77°82
78°1	78°1	78°3	78°3	77°9	78°0	78°0	78°9	78°9	75°3	72°8	72°4	77°27
78°3	78°5	78°2	77°9	78°1	78°3	78°2	78°6	78°1	76°5	75°0	75°6	77°12
78°1	78°0	77°9	78°0	78°0	78°1	78°0	78°1	78°1	75°9	73°9	73°0	77°28
77°64	77°84	77°62	77°63	77°70	77°89	78°20	78°72	77°87	75°60	74°60	75°48	77°39

79°70

78°91

77°82

77°19

77°26

DECLINATION.													
Angular value of one Scale Division of the Declinometer = 0' 711. Increasing Numbers denote decreasing Westerly Declination.													
Mean Göttingen Time. } }	0h.	1h.	2h.	3h.	4h.	5h.	6h.	7h.	8h.	9h.	10h.	11h.	
	Sc. Div.	Sc. Div.	Sc. Div.	Sc. Div.	Sc. Div.	Sc. Div.	Sc. Div.	Sc. Div.	Sc. Div.	Sc. Div.	Sc. Div.	Sc. Div.	
MAY.	1	75°0	76°8	76°2	77°3	78°1	77°3	76°8	76°9	77°1	77°2	77°3	
	2	74°4	77°0	76°9	76°9	77°3	77°0	77°1	77°8	77°9	77°9	77°9	
	3	—	—	—	—	—	—	—	—	—	—	—	
	4	78°2	79°0	77°2	74°9	71°9	71°6	72°9	74°0	73°5	73°3	75°8	75°3
	5	76°6	77°0	75°2	76°0	76°5	75°1	74°1	75°0	75°4	75°5	75°3	75°4
	6	77°5	78°5	76°8	75°9	75°2	75°9	75°7	76°0	75°9	76°5	76°5	76°1
	7	78°0	78°9	78°5	78°7	77°5	75°9	75°0	75°8	75°6	75°8	76°1	76°3
	8	75°0	75°2	75°6	77°0	76°6	75°2	75°3	75°5	75°8	75°5	75°4	75°2
	9	76°2	77°7	77°9	76°4	75°4	74°8	75°9	76°7	76°9	76°1	75°3	75°5
	10	—	—	—	—	—	—	—	—	—	—	—	—
	11	73°6	76°2	77°6	78°9	78°4	77°8	76°7	76°5	76°5	76°7	76°4	76°4
	12	74°0	74°3	73°3	73°2	73°0	73°6	72°0	73°9	73°7	74°1	73°9	72°1
	13	78°7	78°4	75°9	75°8	75°7	75°8	75°0	75°3	74°5	75°0	75°9	76°0
	14	78°2	78°0	77°0	78°0	77°8	76°5	75°4	75°5	76°0	76°2	76°5	76°2
	15	73°7	73°5	73°6	73°9	76°5	76°9	76°0	76°9	76°9	76°8	76°6	77°1
	16	75°9	76°6	76°8	77°2	79°0	78°1	75°9	76°9	77°0	76°9	77°0	76°9
	17	—	—	—	—	—	—	—	—	—	—	—	—
	18	78°2	78°9	78°2	78°3	77°6	77°0	75°5	76°0	76°9	76°8	77°1	77°1
	19	73°0	73°5	75°0	74°9	75°3	75°1	76°0	76°1	76°6	77°2	77°3	77°0
	20	74°6	75°5	75°1	75°1	74°7	75°9	76°0	77°0	77°3	77°2	77°2	76°7
	21	74°9	74°8	75°7	74°8	76°3	77°1	77°6	76°6	77°8	77°1	76°8	76°3
	22	76°8	75°2	72°8	72°3	73°2	74°6	75°0	75°8	76°3	76°1	76°7	76°9
	23	74°5	74°9	73°6	72°5	73°0	72°7	74°1	75°0	75°9	76°1	76°5	77°0
	24	—	—	—	—	—	—	—	—	—	—	—	—
	25	76°7	76°5	75°7	73°9	74°0	74°7	74°3	74°8	76°0	76°0	76°0	76°1
	26	76°8	76°6	76°4	77°2	77°0	75°3	75°7	76°1	76°9	77°4	77°1	77°2
	27	77°9	77°7	76°2	75°9	76°0	76°0	76°1	76°1	77°0	76°9	76°9	76°9
	28	75°9	76°3	77°6	76°7	76°0	75°8	75°7	75°9	76°2	76°4	76°9	77°1
	29	77°2	77°9	77°1	77°0	76°2	75°9	75°9	76°2	76°9	76°6	77°1	77°8
	30	74°2	75°2	75°2	75°2	77°2	76°4	75°7	76°6	76°4	76°6	76°1	77°0
	31	—	—	—	—	—	—	—	—	—	—	—	—
Hourly Means	75°99	76°54	76°04	75°92	75°98	75°69	75°44	75°96	76°27	76°30	76°45	76°43	
JUNE.	1	74°8	75°0	74°6	75°2	74°8	75°4	74°8	75°6	75°3	75°5	75°9	
	2	76°5	77°1	76°5	75°8	76°8	75°9	74°3	73°9	73°9	75°9	75°6	
	3	74°5	73°7	73°3	74°1	74°9	73°9	74°0	75°0	76°2	75°8	75°4	
	4	74°8	73°9	73°0	73°4	74°2	74°7	73°9	74°5	76°2	75°8	75°8	
	5	78°2	75°9	74°0	73°0	73°8	74°8	74°0	73°8	75°1	75°7	76°0	
	6	76°0	75°5	75°9	75°8	75°1	74°0	73°3	74°8	75°5	75°7	76°1	
	7	—	—	—	—	—	—	—	—	—	—	—	
	8	78°0	77°9	77°7	78°2	77°0	76°1	75°1	75°5	76°3	76°7	77°0	
	9	74°4	74°7	75°5	74°3	73°1	73°1	72°5	73°8	74°2	73°8	74°9	
	10	76°7	76°1	75°1	74°0	72°5	72°1	72°9	73°1	74°5	74°9	75°0	
	11	75°4	76°9	77°3	75°4	74°0	74°3	74°6	75°0	75°5	75°9	76°2	
	12	76°1	76°6	75°3	75°3	75°1	73°8	74°2	74°0	74°9	75°2	75°7	
	13	78°2	77°7	75°7	77°4	76°9	75°7	75°3	75°4	75°0	75°1	75°2	
	14	—	—	—	—	—	—	—	—	—	—	—	
	15	77°0	77°0	77°2	77°2	75°8	74°3	73°5	73°9	73°8	74°4	74°9	
	16	74°9	75°1	74°1	74°5	74°0	73°2	73°2	74°0	73°9	73°8	75°1	
	17	75°2	73°6	74°7	74°5	73°8	72°4	73°0	73°5	75°2	75°0	75°0	
	18	77°2	76°0	75°3	74°0	74°9	74°9	74°3	74°4	75°1	75°3	76°0	
	19	74°0	74°0	73°6	74°9	74°9	74°2	74°1	74°0	74°7	75°0	75°1	
	20	73°1	71°9	71°4	72°0	74°0	74°9	74°7	74°2	74°8	75°1	74°8	
	21	—	—	—	—	—	—	—	—	—	—	—	
	22	75°7	75°6	75°7	74°6	75°2	73°9	73°2	73°9	74°0	74°4	74°0	
	23	75°9	75°1	73°7	72°8	74°1	73°8	74°1	73°9	73°9	74°4	73°8	
	24	74°8	74°1	73°2	73°9	76°0	74°6	74°0	74°1	74°7	74°7	74°5	
	25	77°2	77°5	77°3	75°9	75°1	74°9	74°1	74°2	74°2	74°8	74°8	
	26	77°3	77°3	76°3	76°9	76°4	74°9	73°9	74°6	75°1	75°7	75°0	
	27	77°0	76°5	76°9	76°4	76°0	75°0	74°2	73°9	74°5	74°6	74°6	
	28	—	—	—	—	—	—	—	—	—	—	—	
	29	74°5	75°3	76°3	76°5	76°1	75°7	74°0	74°6	74°8	74°4	74°6	
	30	76°3	78°2	79°0	78°1	76°7	74°5	74°0	74°0	74°9	74°9	74°9	
	Hourly Means	75°91	75°70	75°33	75°16	75°05	74°42	73°97	74°29	74°85	75°10	75°23	75°50

DECLINATION.

Zero Scale Division = 153°0, corresponding to 22° 46' W.

12h.	13h.	14h.	15h.	16h.	17h.	18h.	19h.	20h.	21h.	22h.	23h.	Means.
Sc. Div. 77°8	Sc. Div. 78°1	Sc. Div. 78°0	Sc. Div. 78°2	Sc. Div. 78°3	Sc. Div. 78°7	Sc. Div. 79°0	Sc. Div. 79°4	Sc. Div. 79°2	Sc. Div. 76°0	Sc. Div. 72°8	Sc. Div. 71°0	Sc. Div. 77°08
—	—	—	—	—	—	—	—	—	—	—	—	—
76°9	76°4	—	76°1	76°1	76°8	79°2	79°2	80°5	79°3	77°9	77°9	77°50
74°5	75°9	75°0	77°2	77°9	77°2	78°2	77°6	77°0	75°2	74°8	76°3	75°60
75°2	75°2	76°1	76°3	76°8	77°2	78°1	78°5	77°9	74°8	73°0	74°6	75°87
76°0	77°0	76°8	76°8	77°2	77°9	78°2	78°8	78°0	75°9	74°8	74°1	76°58
76°4	75°8	76°1	76°2	76°2	77°6	77°8	78°5	79°5	77°0	74°1	72°6	76°66
75°2	75°9	76°5	76°3	76°9	77°1	77°9	78°2	77°3	74°8	72°5	73°5	75°81
—	—	—	—	—	—	—	—	—	—	—	—	—
77°1	77°3	77°2	77°5	77°9	77°9	78°4	78°9	78°6	76°5	73°8	71°8	76°57
77°5	76°9	77°3	76°4	78°7	80°0	81°1	79°9	81°0	77°8	76°5	75°0	77°49
74°1	74°5	75°2	75°2	76°3	77°1	78°9	79°1	80°0	78°5	77°3	77°7	75°21
76°5	76°9	76°4	77°7	78°5	77°7	77°4	77°8 ^a	79°1	78°2	78°0	77°6	76°82
76°3	76°9	77°7	77°3	77°7	77°5	77°9	77°9	77°4	75°4	74°0	73°3	76°69
77°1	77°1	77°2	77°1	77°1	77°8	78°0	78°8	79°0	77°2	75°0	74°8	76°44
—	—	—	—	—	—	—	—	—	—	—	—	—
77°2	77°5	78°0	78°2	78°5	78°4	79°0	79°9	80°8	79°0	76°9	76°4	77°67
78°0	77°6	77°1	77°8	78°1	76°9	74°0	76°4	77°8	77°9	75°9	74°3	77°06
77°2	77°0	77°3	76°9	76°7	76°9	78°5	80°2	81°5	79°5	77°6	76°6	76°79
76°7	76°8	76°1	76°7	76°9	77°6	78°2	79°1	81°1	79°6	77°0	75°8	76°83
76°2	76°3	76°1	76°2	76°8	77°3	78°0	80°1	82°5	81°4	79°8	77°7	77°26
76°7	76°5	76°3	76°1	76°6	76°9	78°0	79°1	80°6	79°0	76°8	74°7	76°21
—	—	—	—	—	—	—	—	—	—	—	—	—
76°4	77°0	76°8	75°8	76°9	77°3	77°3	78°3	79°4	78°9	77°5	76°6	76°00
76°4	76°4	76°5	77°0	77°2	77°5	77°9	79°1	80°6	80°0	78°1	77°1	76°60
77°7	77°5	77°5	77°4	77°8	77°4	77°9	78°8	80°9	80°2	79°0	77°6	77°47
77°9	77°3	77°1	77°1	77°6	77°5	77°9	78°9	80°0	79°1	77°6	76°5	77°25
77°1	77°2	77°2	77°1	77°1	77°1	77°9	78°3	79°1	78°3	77°8	77°4	77°00
77°0	77°9	77°9	78°0	78°9	78°3	79°1	79°2	80°9	79°1	76°3	74°5	77°45
—	—	—	—	—	—	—	—	—	—	—	—	—
76°0	75°9	76°0	76°0	76°9	77°0	78°0	78°5	80°5	79°2	77°0	75°4	76°59
76°58	76°72	76°78	76°87	77°37	77°56	78°15	78°79	79°62	77°99	76°22	75°42	76°71
76°1	76°9	76°1	77°0	76°2	77°5	77°7	78°9	80°8	79°8	78°8	77°9	76°52
76°1	76°9	76°4	77°3	77°7	77°8	77°9	78°2	80°3	78°1	75°8	75°3	76°42
76°0	76°5	76°3	76°7	76°8	77°1	77°2	78°0	79°8	79°0	77°3	76°0	75°98
76°2	76°2	76°5	77°0	77°0	77°2	77°8	78°2	80°0	80°3	79°9	79°5	76°33
77°1	77°0	76°9	77°1	77°0	77°4	77°1	78°2	79°3	77°5	75°5	75°2	76°11
—	—	—	—	—	—	—	—	—	—	—	—	—
76°5	77°2	77°0	77°3	77°0	77°5	78°0	78°4	79°8	79°9	79°5	78°8	76°69
77°1	76°4	76°1	76°9	77°9	78°0	76°8	78°8	81°0	80°4	78°1	75°4	77°31
75°4	75°9	75°1	75°9	75°9	76°4	76°5	77°9	80°1	80°1	79°0	77°6	75°63
76°2	76°8	76°9	77°3	76°9	77°0	77°6	78°0	79°6	78°2	77°0	75°9	75°82
77°2	77°0	76°7	77°1	77°2	77°1	77°6	78°1	80°1	78°9	76°5	76°0	76°54
76°2	76°7	76°9	76°9	77°1	77°1	78°0	79°5	80°8	80°0	78°6	78°0	76°58
—	—	—	—	—	—	—	—	—	—	—	—	—
75°0	75°2	75°1	75°1	77°0	75°3	76°7	76°7	79°0	77°4	75°3	75°9	76°10
74°3	75°9	75°9	75°4	75°2	75°3	75°3	76°0	78°9	77°8	76°5	76°1	75°69
76°2	78°3	76°1	75°2	75°9	76°0	75°4	76°6	79°5	79°9	78°0	76°4	75°62
75°9	75°8	75°2	75°0	75°4	75°2	75°6	76°4	78°8	78°5	77°7	77°0	75°32
75°5	75°7	74°8	75°2	75°1	75°4	75°0	76°4	79°7	80°1	78°1	76°3	75°87
75°1	75°2	75°1	75°1	75°2	75°6	75°9	76°5	77°0	76°8	75°2	73°6	75°00
—	—	—	—	—	—	—	—	—	—	—	—	—
74°9	74°3	75°8	75°0	76°0	75°9	75°7	76°1	78°8	78°1	77°7	76°6	75°05
74°8	75°3	74°9	75°4	75°2	75°8	76°1	76°7	78°6	77°8	77°1	76°4	75°38
75°2	75°1	75°1	75°8	75°0	75°9	76°1	77°2	78°1	76°2	75°9	75°4	75°07
74°9	75°1	75°4	75°4	75°6	75°5	75°9	76°3	77°5	77°0	76°5	76°0	75°18
75°1	76°5	76°5	76°6	76°1	76°1	76°1	76°7	78°1	78°8	78°2	78°1	76°16
76°0	76°2	76°7	77°1	77°0	77°1	77°2	77°8	79°0	78°2	77°3	77°3	76°49
—	—	—	—	—	—	—	—	—	—	—	—	—
75°9	76°0	76°9	77°3	76°3	76°1	76°1 ^b	76°9	78°1	77°2	75°0	75°3	75°90
75°5	75°8	76°0	77°2	76°9	76°9	76°8	76°4	78°4	78°1	76°5	76°0	75°93
75°5	75°9	76°0	76°0	76°5	76°9	77°0	77°3	79°8	79°3	77°3	76°8	76°45
75°77	76°15	76°02	76°28	76°35	76°50	76°66	77°39	79°27	78°59	77°24	76°49	75°97

76°67

76°73

76°14

75°72

^a Two minutes and a half late.

^b Five minutes late.

DECLINATION.													
Angular Value of one Scale Division of the Declinometer = 0'·711. Increasing Numbers denote decreasing Westerly Declination.													
Mean Göttingen Time. } }	0h.	1h.	2h.	3h.	4h.	5h.	6h.	7h.	8h.	9h.	10h.	11h.	
JULY.	Sc. Div.	Sc. Div.	Sc. Div.	Sc. Div.	Sc. Div.	Sc. Div.	Sc. Div.	Sc. Div.	Sc. Div.	Sc. Div.	Sc. Div.	Sc. Div.	
	1	75·9	75·1	75·0	75·8	75·6	73·8	73·2	74·2	75·0	75·2	75·2	75·4
	2	75·8	74·8	75·2	74·7	72·6	71·8	71·1	72·8	73·2	73·1	73·3	73·8
	3	75·9	75·3	74·5	74·2	74·2	72·9	73·0	73·0	73·9	73·7	73·8	74·1
	4	70·3	69·7	71·1	71·2	72·0	73·0	73·9	74·0	74·9	75·0	75·2	75·9
	5	—	—	—	—	—	—	—	—	—	—	—	—
	6	75·9	74·9	73·5	73·3	74·1	73·1	71·8	73·0	74·1	74·2	74·7	76·2
	7	71·6	71·5	72·1	74·0	74·3	72·9	72·5	74·0	74·1	74·2	74·9	75·0
	8	71·4	71·3	71·8	72·5	74·0	74·2	73·3	74·0	73·8	74·1	74·4	74·4
	9	74·1	74·7	76·1	76·0	75·0	74·1	73·4	74·0	74·7	74·7	75·1	75·7
	10	76·6	74·9	74·6	76·0	77·2	75·1	73·2	73·0	73·1	73·6	74·0	74·7
	11	78·1	76·2	76·4	75·9	73·1	70·9	70·7	72·3	72·1	72·9	73·0	73·1
	12	—	—	—	—	—	—	—	—	—	—	—	—
	13	74·9	76·3	75·0	74·8	74·5	72·4	72·2	72·3	72·9	72·9	72·8	74·1
	14	76·5	76·1	75·7	74·4	73·8	73·0	73·1	73·9	75·9	74·0	73·6	74·3
	15	75·6	72·9	72·4	73·1	73·9	73·8	72·5	73·3	73·3	73·9	74·0	74·5
	16	73·1	74·9	76·0	77·1	76·8	74·5	74·2	74·2	74·2	74·5	74·7	74·7
	17	73·0	72·8	74·0	75·3	73·6	73·4	72·2	73·1	74·7	74·8	74·4	74·0
	18	73·2	72·8	73·3	74·3	75·0	75·1	73·2	74·0	74·0	74·0	73·9	73·9
	19	—	—	—	—	—	—	—	—	—	—	—	—
	20	77·8	77·9	75·9	76·4	76·4	75·6	74·8	74·0	74·1	73·8	74·0	74·6
	21	74·0	75·1	75·1	74·9	74·2	72·8	72·9	73·4	74·0	74·7	74·8	74·9
	22	73·7	74·4	74·0	74·8	74·0	72·3	72·9	73·9	74·0	74·7	74·8	74·8
	23	72·4	75·3	75·9	75·3	75·5	73·8	73·9	74·1	74·2	74·1	74·1	75·1
	24	72·9	72·8	74·1	74·6	73·4	72·8	73·0	74·2	74·0	73·2	73·3	73·5
	25	74·2	73·6	73·7	75·1	74·9	73·3	71·9	72·0	72·8	73·1	74·4	74·0
	26	—	—	—	—	—	—	—	—	—	—	—	—
	27	72·0	70·0	73·8	74·2	74·4	73·7	72·6	73·0	74·0	73·9	74·1	75·1
	28	74·9	74·1	74·3	76·1	77·1	75·5	73·3	73·0	73·8	74·1	74·1	74·3
	29	72·1	72·7	73·4	72·9	72·5	71·9	70·8	70·7	72·0	72·3	72·5	73·0
	30	77·7	76·9	75·9	75·0	75·0	75·0	73·8	72·8	72·8	72·4	72·9	73·1
31	74·0	72·1	72·2	71·6	73·0	72·1	71·4	72·6	72·2	72·6	72·8	72·9	
Hourly Means	74·36	74·04	74·26	74·57	74·45	73·44	72·77	73·29	73·70	73·84	74·03	74·41	
AUGUST.	1	76·1	74·9	72·7	71·7	72·5	72·7	70·5	72·3	72·9	73·7	73·5	73·3
	2	—	—	—	—	—	—	—	—	—	—	—	—
	3	74·3	73·8	72·7	73·6	75·7	74·7	73·1	73·1	74·0	73·8	74·1	74·0
	4	73·2	71·9	72·2	75·1	75·3	74·5	73·2	73·5	73·8	73·8	73·9	74·0
	5	71·9	71·8	71·0	71·0	73·9	75·6	73·7	73·2	73·8	74·2	74·4	74·0
	6	73·7	73·0	72·0	72·7	75·4	75·8	73·9	73·8	73·7	74·0	74·5	75·0
	7	71·9	73·4	72·0	71·9	70·7	71·7	71·7	70·5	71·2	73·5	73·1	72·7
	8	73·5	72·4	72·2	71·9	73·1	72·0	70·6	71·0	72·2	72·5	72·2	73·2
	9	—	—	—	—	—	—	—	—	—	—	—	—
	10	72·5	72·1	73·3	74·3	74·5	72·9	71·1	71·7	72·1	72·8	72·9	72·8
	11	73·8	71·4	70·9	70·9	72·8	73·4	72·5	72·0	72·9	73·7	72·8	73·4
	12	73·3	74·0	75·6	74·9	73·4	72·0	70·1	71·1	72·1	73·1	72·5	73·6
	13	74·8	74·2	75·4	73·4	72·0	72·0	72·1	72·8	73·7	73·0	73·0	73·1
	14	74·1	75·7	74·3	71·5	70·8	71·0	72·0	72·2	71·8	71·3	73·1	73·2
	15	73·8	71·9	71·1	72·0	72·9	71·7	71·0	71·3	72·1	73·0	72·1	72·1
	16	—	—	—	—	—	—	—	—	—	—	—	—
	17	70·9	69·5	70·5	72·8	74·4	74·0	72·6	72·1	73·1	73·6	73·8	73·9
	18	71·7	72·3	72·5	75·9	76·2	74·9	73·5	72·5	73·3	73·8	73·9	73·8
	19	72·7	70·9	72·2	74·1	75·1	76·1	74·5	73·9	73·9	73·9	73·8	74·1
	20	71·8	72·4	73·9	74·8	75·9	74·7	73·1	73·6	73·9	74·0	73·9	73·9
	21	72·8	72·0	72·9	75·1	75·1	74·6	73·8	73·6	73·9	73·2	74·3	74·0
	22	76·1	74·2	73·9	73·7	74·2	73·3	72·8	73·0	73·4	73·9	73·2	74·2
	23	—	—	—	—	—	—	—	—	—	—	—	—
	24	75·6	76·0	75·8	76·0	75·9	75·0	72·9	72·0	72·2	72·9	72·9	73·8
	25	76·0	75·2	73·2	73·7	72·9	73·7	73·8	72·5	73·7	74·0	74·1	73·9
	26	74·9	75·9	74·0	72·7	72·8	74·0	74·9	73·2	73·1	73·9	73·9	74·0
	27	75·6	76·0	75·2	74·3	74·9	75·9	75·1	74·8	74·0	71·8	73·2	73·5
	28	73·9	72·7	70·7	71·0	72·8	72·6	71·9	71·7	71·9	72·2	72·6	71·7
	29	76·1	75·0	71·7	71·9	72·1	73·9	73·0	71·9	72·9	72·8	73·0	73·3
	30	—	—	—	—	—	—	—	—	—	—	—	—
	31	73·4	72·9	72·2	73·5	73·9	74·3	73·9	72·9	73·0	73·2	73·6	73·4
Hourly Means.	73·78	73·67	72·85	73·25	73·82	73·73	72·74	72·55	73·02	73·29	73·40	73·53	

DECLINATION.

Zero Scale Division = 153° 0, corresponding to 22° 46' W.

12h.	13h.	14h.	15h.	16h.	17h.	18h.	19h.	20h.	21h.	22h.	23h.	Means.
Sc. Div. 75°5	Sc. Div. 75°2	Sc. Div. 76°9	Sc. Div. 76°6	Sc. Div. 76°9	Sc. Div. 76°1	Sc. Div. 77°1	Sc. Div. 78°8	Sc. Div. 81°1	Sc. Div. 80°0	Sc. Div. 78°1	Sc. Div. 76°3	Sc. Div. 76°17
74°2	74°9	74°9	74°6	74°1	75°0	74°8	74°8	76°5	76°6	75°8	76°0	74°35
74°7	75°1	74°4	74°1	75°1	74°1	75°3	77°1	80°0	80°7	79°0	74°6	75°11
75°3	75°9	75°8	75°9	76°2	77°1	76°5	77°1	79°0	77°0	75°1	76°3	74°72
75°3	75°0	76°1	75°8	75°9	76°8	77°4	79°5	79°2	78°1	75°5	73°7	75°30
74°9	76°1	75°1	75°1	74°9	76°0	76°8	77°0	79°0	79°0	76°3	72°8	74°75
75°5	75°6	75°8	76°0	75°5	75°0	75°1	75°9	78°1	78°1	76°2	74°9	74°62
75°7	75°7	75°8	75°8	75°8	75°2	76°0	76°8	79°2	78°5	77°2	77°0	75°68
75°1	75°0	76°0	75°9	75°6	75°6	76°2	78°8	80°8	82°8	81°0	79°9	76°20
74°2	75°1	75°1	75°9	74°9	74°9	75°1	75°1	77°3	75°3	76°2	76°0	74°57
74°1	74°2	73°9	75°0	74°8	75°0	74°8	74°5	77°5	78°0	76°5	76°4	74°57
75°4	75°1	75°3	75°2	75°1	75°5	74°6	76°0	79°0	79°1	77°0	75°5	75°21
74°9	75°2	75°1	75°1	74°8	75°0	75°1	76°5	78°3	77°4	75°6	74°6	74°62
74°4	74°5	74°1	74°9	74°6	74°7	74°9	75°3	77°8	76°5	75°1	74°0	74°99
74°2	74°3	74°6	74°3	75°0	74°6	75°7	76°2	77°1	76°0	74°9	72°8	74°37
73°9	74°2	75°1	74°9	75°2	74°8	75°8	75°7	77°1	78°2	77°0	77°0	74°82
75°0	74°9	75°3	74°9	75°4	74°9	75°4	75°9	77°8	76°2	73°5	74°0	75°35
74°9	75°3	75°2	75°1	75°0	75°0	75°0	75°2	77°1	76°3	75°2	74°5	74°77
74°8	75°1	75°2	75°2	75°1	75°9	76°0	76°7	79°2	78°2	74°8	73°5	74°92
75°2	75°4	75°9	75°8	75°8	75°8	76°5	77°9	79°8	79°0	75°3	72°5	75°36
74°5	75°1	75°4	75°3	75°2	76°4	76°5	78°1	79°9	80°2	78°1	76°1	75°11
74°0	73°3	75°6	75°1	76°1	75°8	76°0	78°1	81°2	80°8	78°2	74°7	75°08
74°9	75°1	75°4	75°1	75°2	76°0	76°7	77°6	80°1	79°7	77°8	76°0	75°02
74°8	75°2	75°2	75°5	76°0	75°9	76°6	78°6	81°2	79°9	77°8	75°0	75°68
73°0	74°5	74°0	74°2	74°1	74°6	75°0	76°0	78°3	79°5	79°8	79°0	74°12
73°3	74°5	74°1	75°4	75°0	76°3	76°1	77°1	79°5	78°6	77°2	76°2	75°27
73°9	74°0	74°1	75°0	74°9	74°9	76°0	76°2	79°6	78°6	77°9	77°4	74°25
74°65	74°94	75°16	75°25	75°27	75°44	75°81	76°76	78°91	78°46	76°74	75°43	75°00
74°1	74°5	73°7	75°1	74°8	74°8	75°3	76°1	78°4	78°0	77°0	74°6	74°30
74°1	73°8	74°6	74°3	74°2	74°3	74°8	76°0	78°8	77°8	76°0	74°1	74°57
74°3	74°1	74°1	74°2	74°3	74°9	75°7	77°1	78°8	77°1	74°1	71°8	74°37
74°0	74°1	74°0	74°5	74°8	75°2	76°1	77°9	80°5	80°6	79°0	74°0	74°72
74°5	73°1	72°3	70°6	66°3	71°6	72°2	73°2	75°1	74°5	75°2	72°4	73°65
72°9	73°5	73°9	73°8	73°4	73°8	72°9	72°5	77°6	77°6	75°0	73°1	73°10
74°2	73°9	73°1	75°0	74°0	73°3	73°5	75°2	76°8	75°6	73°9	71°9	73°22
73°1	73°6	73°9	73°4	73°7	73°2	74°2	75°0	79°2	78°9	77°1	75°3	73°90
74°0	74°1	74°1	74°1	73°1	74°1	74°0	74°7	78°0	77°4	74°2	72°6	73°54
73°1	73°3	72°8	72°5	72°9	72°7	73°2	73°9	75°2	75°2	74°9	74°0	73°31
73°1	73°2	73°1	73°9	73°3	72°0	72°1	73°2	76°6	74°9	74°0	73°6	73°44
72°4	72°6	72°6	73°1	72°9	73°3	73°8	74°9	75°9	76°3	75°3	74°8	73°29
73°5	72°9	73°2	73°3	73°2	72°7	73°1	74°7	76°0	73°4	71°9	70°8	72°65
73°7	74°1	74°1	74°1	74°8	74°1	74°8	75°1	76°3	74°3	73°0	71°8	73°39
74°1	73°7	74°6	73°2	72°9	73°0	74°1	75°3	77°1	76°3	75°2	73°2	74°04
73°8	73°9	73°6	73°9	73°8	74°1	74°9	76°1	78°5	77°2	74°7	72°6	74°26
73°9	74°2	74°0	73°8	74°0	74°5	75°0	76°9	78°4	77°0	75°2	73°9	74°45
74°1	73°8	74°2	74°3	74°2	74°3	75°0	76°1	79°0	77°9	76°5	75°7	74°60
74°8	74°8	74°2	75°0	74°8	75°0	75°8	77°3	79°4	79°9	79°0	77°9	75°16
74°5	74°1	73°2	75°9	75°2	75°6	77°8	77°9	80°0	79°9	78°9	77°9	75°50
74°8	74°9	74°3	75°1	74°2	75°0	75°9	76°7	79°0	78°1	77°9	76°8	74°97
74°1	74°3	74°8	75°1	75°9	75°8	75°8	77°9	79°1	77°9	76°7	75°9	74°98
72°9	72°9	73°0	73°1	73°7	74°1	74°8	77°2	79°1	77°5	76°9	75°2	74°78
72°2	72°8	73°1	75°1	75°4	74°0	74°0	77°3	78°1	76°2	75°6	76°0	73°56
73°5	73°8	73°9	74°3	75°2	75°0	75°5	76°7	77°6	76°1	74°6	73°5	74°05
73°3	73°1	74°1	74°1	73°8	74°0	74°1	74°9	75°0	74°1	73°0	72°1	73°57
73°73	73°73	73°71	74°03	74°18	74°02	74°55	75°76	77°83	76°53	75°57	74°06	74°05

DECLINATION.													
Angular Value of one Scale Division of the Declinometer = 0'' 711. Increasing Numbers denote decreasing Westerly Declination.													
Mean Göttingen } Time.	0h.	1h.	2h.	3h.	4h.	5h.	6h.	7h.	8h.	9h.	10h.	11h.	
SEPTEMBER.	Sc. Div.	Sc. Div.	Sc. Div.	Sc. Div.	Sc. Div.	Sc. Div.	Sc. Div.	Sc. Div.	Sc. Div.	Sc. Div.	Sc. Div.	Sc. Div.	
	1	72° 0	73° 9	75° 0	75° 8	75° 2	74° 3	74° 0	72° 6	72° 3	72° 8	73° 2	73° 0
	2	72° 1	73° 5	73° 2	73° 0	74° 3	74° 7	73° 8	73° 0	72° 9	73° 2	73° 5	73° 5
	3	72° 8	72° 1	70° 6	72° 0	73° 8	74° 9	74° 3	73° 3	74° 0	74° 4	74° 5	74° 9
	4	68° 5	69° 4	63° 6	65° 9	68° 1	72° 1	73° 0	72° 1	72° 9	72° 8	73° 1	73° 1
	5	73° 3	73° 1	70° 2	69° 9	72° 7	72° 5	71° 2	69° 3	70° 9	72° 2	70° 6	70° 4
	6	—	—	—	—	—	—	—	—	—	—	—	—
	7	70° 8	71° 0	70° 8	72° 2	72° 7	73° 4	73° 1	72° 9	73° 1	73° 3	73° 9	73° 8
	8	70° 8	71° 7	71° 7	74° 0	71° 7	71° 9	71° 0	71° 0	71° 9	72° 9	72° 8	72° 9
	9	69° 9	71° 1	72° 9	73° 3	73° 0	73° 0	74° 0	73° 0	73° 0	73° 4	72° 6	72° 3
	10	68° 6	68° 8	69° 1	72° 0	73° 2	74° 7	73° 0	73° 1	73° 3	73° 9	74° 0	73° 7
	11	75° 1	75° 8	75° 9	74° 4	71° 8	71° 5	70° 8	72° 0	72° 0	72° 1	74° 0	73° 0
	12	69° 2	69° 1	70° 1	70° 9	70° 7	71° 9	71° 9	71° 6	73° 1	72° 6	74° 1	73° 9
	13	—	—	—	—	—	—	—	—	—	—	—	—
	14	72° 0	74° 1	71° 8	72° 0	73° 2	73° 2	72° 4	72° 7	73° 2	73° 2	73° 2	73° 2
	15	71° 8	72° 9	71° 9	74° 4	74° 1	73° 1	73° 3	72° 6	73° 1	73° 0	72° 9	73° 2
	16	72° 3	74° 9	74° 2	75° 2	74° 2	74° 9	74° 4	73° 6	73° 6	73° 9	73° 8	74° 0
	17	73° 3	76° 1	75° 2	73° 5	71° 6	72° 2	73° 5	73° 2	72° 9	73° 3	74° 1	74° 0
	18	72° 8	73° 5	71° 2	71° 5	72° 5	72° 8	72° 3	73° 2	73° 4	73° 4	73° 9	73° 8
	19	72° 2	73° 9	70° 8	70° 3	70° 9	71° 3	72° 0	72° 9	73° 0	72° 0	72° 5	73° 0
	20	—	—	—	—	—	—	—	—	—	—	—	—
	21	73° 2	76° 2	76° 3	75° 1	74° 9	76° 3	74° 4	74° 3	73° 4	73° 2	72° 2	72° 7
	22	66° 8	67° 9	68° 9	68° 1	66° 6	67° 1	66° 9	68° 7	70° 8	71° 3	72° 1	70° 4
	23	71° 2	72° 1	72° 0	72° 0	71° 0	72° 0	72° 3	72° 8	71° 9	71° 1	71° 5	72° 6
	24	67° 4	69° 1	70° 6	71° 1	69° 8	70° 3	69° 9	70° 3	70° 6	71° 2	70° 0	71° 2
	25	74° 1	74° 9	74° 2	74° 2	71° 1	72° 4	72° 7	71° 8	72° 0	72° 1	72° 1	72° 8
	26	74° 5	77° 6	77° 8	74° 9	73° 6	72° 1	71° 9	72° 1	72° 1	72° 6	72° 9	72° 2
	27	—	—	—	—	—	—	—	—	—	—	—	—
	28	71° 4	72° 1	72° 0	72° 4	72° 3	71° 9	71° 7	71° 4	71° 9	71° 9	72° 0	72° 3
	29	71° 3	72° 2	73° 0	73° 5	72° 8	72° 1	72° 4	72° 9	72° 2	71° 9	72° 0	72° 5
30	71° 1	72° 8	74° 2	75° 3	73° 8	72° 4	72° 8	73° 0	72° 8	72° 8	72° 0	70° 6	
Hourly Means	71° 48	72° 68	72° 20	72° 57	72° 29	72° 65	72° 42	72° 28	72° 55	72° 71	72° 83	72° 81	
OCTOBER.	1	73° 2	77° 2	78° 2	76° 0	74° 5	72° 5	72° 3	72° 1	72° 0	72° 2	72° 4	72° 1
	2	72° 0	73° 9	75° 6	75° 1	73° 6	72° 7	71° 8	72° 7	72° 5	72° 6	70° 9	70° 1
	3	72° 1	73° 0	73° 7	73° 2	71° 7	70° 1	70° 3	72° 5	72° 1	72° 5	73° 1	72° 9
	4	—	—	—	—	—	—	—	—	—	—	—	—
	5	73° 5	76° 1	77° 0	75° 0	71° 2	69° 8	70° 1	72° 9	72° 8	72° 7	72° 8	72° 9
	6	74° 0	75° 1	75° 4	73° 7	71° 2	71° 0	71° 9	73° 2	72° 9	73° 2	73° 0	73° 0
	7	72° 0	73° 7	74° 6	74° 2	71° 7	70° 8	70° 4	72° 1	72° 1	71° 9	71° 2	71° 7
	8	72° 5	69° 5	72° 1	71° 4	68° 4	67° 0	69° 7	70° 7	70° 2	70° 2	70° 4	70° 8
	9	71° 3	73° 9	75° 9	75° 0	72° 2	70° 3	70° 4	71° 5	71° 2	71° 6	72° 1	71° 6
	10	71° 7	72° 1	72° 2	72° 9	70° 0	68° 8	70° 3	71° 0	70° 0	70° 6	71° 0	71° 5
	11	—	—	—	—	—	—	—	—	—	—	—	—
	12	72° 1	73° 4	74° 9	74° 9	73° 2	71° 9	72° 2	72° 0	71° 4	71° 3	71° 8	72° 1
	13	71° 6	74° 8	75° 9	76° 1	74° 8	72° 7	72° 4	72° 0	72° 1	71° 6	72° 3	71° 8
	14	70° 1	72° 5	73° 3	73° 7	72° 0	71° 8	72° 0	72° 5	72° 3	72° 2	72° 2	72° 4
	15	73° 0	75° 1	76° 2	76° 2	75° 5	73° 1	71° 8	72° 7	73° 5	73° 2	73° 0	73° 1
	16	71° 0	72° 1	73° 0	73° 0	71° 3	70° 1	71° 0	73° 3	73° 0	72° 7	72° 3	72° 8
	17	75° 5	77° 2	77° 9	76° 8	75° 6	73° 6	72° 5	73° 8	73° 7	74° 0	74° 1	73° 9
	18	—	—	—	—	—	—	—	—	—	—	—	—
	19	74° 5	75° 1	75° 0	75° 6	74° 5	72° 9	70° 9	72° 2	72° 8	74° 0	72° 6	71° 4
	20	72° 5	72° 3	72° 6	73° 4	73° 0	72° 0	72° 1	71° 8	72° 5	72° 2	72° 1	71° 8
	21	73° 3	75° 0	75° 2	75° 7	74° 2	71° 0	70° 7	72° 4	72° 8	72° 3	72° 9	72° 5
	22	67° 6	71° 4	73° 7	73° 5	71° 4	69° 4	69° 7	71° 3	71° 0	71° 9	72° 2	71° 3
	23	70° 4	72° 2	73° 0	74° 7	74° 4	72° 9	71° 1	71° 8	72° 2	72° 0	72° 4	73° 1
	24	75° 6	76° 5	77° 2	76° 7	74° 3	72° 9	71° 8	71° 4	70° 6	71° 9	71° 9	73° 0
	25	—	—	—	—	—	—	—	—	—	—	—	—
	26	72° 0	74° 2	76° 8	75° 9	73° 2	71° 8	70° 6	71° 6	71° 2	71° 5	71° 5	72° 2
	27	71° 8	73° 8	74° 7	75° 4	73° 9	72° 0	70° 9	71° 5	71° 3	71° 1	71° 8	72° 1
	28	71° 9	73° 6	72° 9	73° 6	73° 4	72° 4	71° 5	72° 0	72° 3	72° 3	72° 3	73° 0
	29	74° 8	74° 6	74° 8	74° 5	73° 3	71° 3	71° 2	71° 7	71° 6	71° 1	71° 9	72° 5
	30	71° 0	71° 8	73° 0	71° 0	69° 3	69° 0	69° 5	71° 1	71° 9	72° 2	72° 6	72° 2
	31	73° 4	75° 0	76° 2	76° 0	73° 0	70° 9	71° 8	72° 8	73° 3	73° 2	73° 1	73° 2
November 1	—	—	—	—	—	—	—	—	—	—	—	—	
Hourly Means	72° 39	73° 89	74° 85	74° 56	72° 77	71° 29	71° 14	72° 10	72° 05	72° 16	72° 22	72° 26	

DECLINATION.

Zero Scale Division = 153°0, corresponding to 22° 46' W.

12h.	13h.	14h.	15h.	16h.	17h.	18h.	19h.	20h.	21h.	22h.	23h.	Means.
Sc. Div.	Sc. Div.	Sc. Div.	Sc. Div.	Sc. Div.	Sc. Div.	Sc. Div.	Sc. Div.	Sc. Div.	Sc. Div.	Sc. Div.	Sc. Div.	Sc. Div.
73°2	73°2	73°4	73°9	74°1	74°1	74°2	76°0	76°3	74°8	72°5	71°4	73°80
73°8	73°8	73°7	73°9	73°9	74°2	75°0	76°2	76°6	74°8	73°0	72°6	73°84
74°7	74°4	74°8	74°5	75°1	75°5	75°9	78°4	79°9	75°2	71°6	70°0	74°23
72°8	72°6	72°1	72°9	72°0	73°1	73°0	74°5	76°6	77°0	73°5	72°3	71°96
—	—	—	—	—	—	—	—	—	—	—	—	—
73°5	73°2	73°3	73°1	73°6	73°3	73°3	75°8	76°9	75°8	73°4	72°0	72°65
73°2	73°1	73°0	72°9	73°0	73°1	72°8	74°3	74°9	72°4	70°9	70°0	72°69
72°3	71°9	72°0	72°8	72°9	73°0	73°9	75°9	76°2	74°5	71°7	70°8	72°59
71°8	71°7	71°9	71°9	71°9	72°2	73°0	75°9	76°3	74°2	71°2	68°3	72°57
74°4	73°9	73°9	73°4	73°7	74°0	74°6	77°2	76°8	77°5	77°8	76°9	73°81
72°1	73°1	72°9	72°5	72°0	72°9	74°1	77°0	77°3	74°8	72°7	70°0	73°32
—	—	—	—	—	—	—	—	—	—	—	—	—
73°7	73°2	73°3	73°8	73°9	73°2	74°3	77°2	76°2	75°2	71°8	68°5	72°64
73°3	72°2	72°7	73°0	73°7	73°7	73°1	76°9	77°4	74°6	71°7	72°5	73°29
73°4	73°6	73°2	73°4	73°8	74°1	74°9	76°1	74°8	72°8	71°9	72°1	73°35
74°0	73°9	73°5	73°8	73°5	73°3	74°1	76°2	76°1	74°4	72°8	72°7	74°05
73°9	73°5	73°9	73°6	73°5	73°2	74°6	75°8	74°7	72°2	72°2	71°8	73°57
73°9	73°7	73°7	73°4	73°7	73°8	73°9	74°8	72°1	70°9	70°0	72°1	72°89
—	—	—	—	—	—	—	—	—	—	—	—	—
73°5	73°7	73°8	73°9	73°9	73°9	74°6	78°2	76°3	73°0	72°1	72°0	73°07
71°9	71°7	71°9	72°1	74°9	74°2	77°7	79°7	77°3	73°7	70°8	67°8	74°00
71°4	69°8	69°6	69°7	69°7	69°0	69°2	73°6	73°9	73°1	72°6	72°0	69°97
71°0	72°3	71°2	73°7	74°0	74°6	74°1	77°2	74°4	70°5	67°4	65°9	72°03
71°5	71°8	72°0	72°9	73°2	73°9	74°1	76°9	73°9	71°4	71°1	71°9	71°50
73°8	72°9	72°8	73°3	74°0	72°9	73°1	74°7	73°4	71°6	71°0	71°1	72°87
—	—	—	—	—	—	—	—	—	—	—	—	—
72°0	72°4	72°9	73°1	72°2	72°4	73°5	73°8	72°1	69°9	69°1	70°2	72°83
73°0	72°1	72°2	72°6	73°4	72°9	72°9	74°9	73°0	70°8	70°2	71°8	72°21
72°4	72°6	73°0	73°0	73°2	72°8	73°1	74°5	73°0	72°0	71°9	70°9	72°55
71°7	71°5	72°3	71°7	71°7	73°0	73°2	74°2	72°8	70°0	69°8	70°1	72°32
72°93	72°76	72°81	73°03	73°25	73°32	73°85	76°00	75°35	73°35	71°72	71°03	72°87
72°9	72°6	72°1	72°3	72°3	72°7	73°2	73°5	72°0	70°2	70°0	70°0	72°85
70°0	69°0	68°6	70°9	70°5	69°9	70°9	71°2	70°0	68°9	68°3	69°9	71°32
—	—	—	—	—	—	—	—	—	—	—	—	—
72°8	71°7	71°2	71°2	72°7	72°3	72°8	73°0	72°4	71°9	71°4	71°5	72°17
72°8	72°1	72°1	72°2	72°4	72°4	72°9	73°8	72°0	71°8	72°3	72°1	72°74
73°8	72°8	72°2	72°8	72°5	71°8	71°6	73°4	71°7	69°9	70°3	70°3	72°53
71°0	70°9	70°6	71°9	70°0	68°1	68°0	71°1	69°9	69°8	70°4	70°8	71°20
71°2	70°9	70°8	71°1	71°4	71°9	71°2	72°0	70°4	69°9	69°3	70°1	70°55
71°9	71°0	69°7	70°8	69°9	70°4	70°8	72°4	71°6	71°0	71°0	71°1	71°61
—	—	—	—	—	—	—	—	—	—	—	—	—
71°0	71°3	70°9	71°2	73°1	72°9	72°0	71°9	69°3	68°5	68°9	70°0	70°96
72°6	71°9	71°3	71°1	71°6	71°9	71°6	72°6	70°6	69°4	69°0	70°1	71°87
71°8	71°7	71°1	71°4	72°0	71°3	71°9	72°1	69°8	68°1	68°0	68°2	71°90
72°4	72°1	72°1	72°0	72°1	72°1	72°0	72°3	69°7	68°5	69°0	70°2	71°73
72°4	71°9	71°2	70°9	71°1	71°8	71°2	70°9	69°0	67°6	68°0	68°3	72°11
72°9	72°0	72°0	72°1	72°1	71°9	71°9	72°3	70°8	70°3	71°6	73°6	72°05
—	—	—	—	—	—	—	—	—	—	—	—	—
73°2	72°5	72°1	72°2	72°7	72°3	73°1	74°3	72°6	71°7	73°1	74°2	73°86
72°2	70°2	70°8	71°0	70°6	69°8	70°2	70°2	69°3	69°8	69°6	71°2	71°93
72°0	71°8	72°0	71°3	71°4	71°8	71°4	71°8	70°2	70°4	72°1	72°6	71°96
72°2	71°9	71°8	72°5	72°1	70°7	70°8	71°7	68°8	67°9	66°7	66°1	71°72
72°8	71°9	72°4	73°0	72°8	72°3	72°0	72°1	71°5	71°1	70°6	70°2	71°55
73°0	72°3	72°6	72°3	72°4	72°2	71°2	71°5	70°5	71°1	72°1	74°6	72°33
—	—	—	—	—	—	—	—	—	—	—	—	—
71°6	71°8	71°6	71°5	71°7	71°7	71°5	71°8	69°9	69°3	69°1	70°2	72°31
72°0	71°8	71°7	71°6	72°2	71°8	71°5	72°0	69°5	69°3	70°1	70°8	71°95
72°3	72°0	71°1	71°0	71°9	71°6	71°3	70°6	68°9	67°9	68°3	69°5	71°53
72°8	71°9	72°3	72°0	72°3	71°8	72°5	73°0	72°0	71°8	72°2	73°3	72°46
72°0	72°1	71°8	71°8	71°4	71°3	71°8	70°8	68°7	68°9	69°2	70°9	71°83
72°6	71°5	71°9	70°9	71°2	71°3	71°3	70°3	67°0	65°2	67°3	70°2	70°64
—	—	—	—	—	—	—	—	—	—	—	—	—
71°0	70°5	70°8	70°8	70°9	70°9	70°5	71°1	67°8	66°8	68°1	69°2	71°68
72°19	71°63	71°44	71°62	71°75	71°51	71°52	71°99	70°22	69°52	69°85	70°71	71°90

73°36

73°00

72°26

71°85

71°69

DECLINATION.													
Angular Value of one Scale Division of the Declinometer = 0" 711. Increasing Numbers denote decreasing Westerly Declination.													
Mean Göttingen Time. } }	0h.	1h.	2h.	3h.	4h.	5h.	6h.	7h.	8h.	9h.	10h.	11h.	
NOVEMBER.	2	73°0	75°8	76°9	75°1	73°2	70°2	70°0	71°2	71°1	70°9	71°1	70°4
	3	73°6	76°1	76°7	73°3	72°0	69°8	69°5	70°9	71°9	72°1	72°5	72°9
	4	71°2	74°2	75°2	74°3	72°3	70°2	70°0	71°3	72°1	72°5	73°0	72°8
	5	73°2	76°1	76°7	74°1	73°0	70°9	70°6	71°8	72°1	72°1	72°8	72°8
	6	75°4	76°7	76°2	74°9	73°9	71°5	70°8	71°0	71°9	71°9	72°3	72°6
	7	73°0	73°5	73°7	73°0	71°9	70°9	70°3	70°5	70°9	70°5	70°6	69°9
	8	—	—	—	—	—	—	—	—	—	—	—	—
	9	68°9	71°9	71°9	72°7	72°2	71°1	70°3	71°2	71°7	71°6	71°8	71°9
	10	70°9	72°2	71°2	72°9	72°7	72°1	71°7	72°3	72°9	72°8	72°8	72°3
	11	71°9	74°0	74°3	74°3	72°9	71°8	71°0	71°2	72°7	72°0	72°2	72°1
	12	72°0	72°9	72°5	72°1	71°0	70°1	69°7	70°9	72°1	72°3	72°8	72°7
	13	73°2	74°2	74°8	74°6	74°2	73°0	71°9	71°8	72°5	73°2	72°9	73°4
	14	70°5	74°3	75°3	74°2	73°2	72°2	71°3	72°1	72°8	72°6	72°7	72°8
	15	—	—	—	—	—	—	—	—	—	—	—	—
	16	72°3	72°7	72°3	71°2	71°2	72°5	72°2	72°5	73°4	73°6	73°6	73°8
	17	74°9	75°5	74°1	73°3	73°3	74°3	71°2	67°0	65°0	67°2	69°7	69°7
	18	72°1	72°9	72°9	72°8	71°0	70°9	72°0	71°6	70°8	70°8	70°9	70°7
	19	71°8	71°7	72°0	71°9	72°2	72°8	72°3	71°6	72°1	72°4	72°7	72°7
	20	72°3	72°2	72°9	71°5	71°5	70°2	69°3	70°8	71°1	71°8	71°2	73°4
	21	71°8	74°2	74°5	72°4	71°5	70°8	70°5	71°5	72°2	72°9	73°0	73°0
	22	—	—	—	—	—	—	—	—	—	—	—	—
	23	69°1	69°2	69°9	70°0	69°8	70°0	70°2	71°8	72°8	73°6	73°3	73°4
	24	71°0	73°8	75°5	74°1	73°0	71°0	71°8	71°9	72°7	72°5	73°2	73°2
	25	73°4	73°1	74°8	75°0	73°6	71°6	70°7	71°2	72°1	73°0	73°0	73°1
	26	72°2	75°9	75°8	74°0	72°7	69°4	69°3	68°8	70°2	71°1	72°3	71°7
	27	71°0	72°0	73°0	70°6	69°0	69°1	70°0	70°9	71°9	72°5	73°0	72°0
	28	72°6	74°9	74°5	73°2	70°5	69°7	70°1	71°0	71°1	72°0	72°2	72°0
	29	—	—	—	—	—	—	—	—	—	—	—	—
	30	74°1	73°9	72°9	70°6	70°0	69°8	71°7	72°7	72°9	73°1	73°2	73°5
	Hourly Means	72°22	73°76	74°02	73°04	72°07	71°04	70°74	71°18	71°72	72°04	72°35	72°27
	DECEMBER.	1	72°1	72°6	72°9	72°7	72°9	71°8	72°0	72°6	72°8	73°1	73°8
2		74°8 ^a	76°3	76°3	73°8	71°1	70°3	70°9	71°0	72°5	73°0	72°6	72°9
3		72°5	74°2	73°5	72°5	71°0	71°0	70°9	71°4	72°1	72°2	72°5	72°4
4		76°0	75°4	74°8	72°0	69°5	67°8	68°6	71°1	72°1	72°1	72°9	72°9
5		72°0	71°1	71°6	70°9	69°1	68°0	68°8	70°5	72°0	72°0	72°1	72°9
6		—	—	—	—	—	—	—	—	—	—	—	—
7		71°9	71°5	72°9	72°7	71°5	70°9	70°3	70°0	71°9	72°3	72°9	72°8
8		69°9	70°5	69°2	70°3	70°5	70°4	70°7	70°1	72°3	72°9	73°3	73°4
9		70°5	71°5	72°1	72°5	73°0	72°7	71°7	71°4	72°6	72°6	71°9	72°7
10		68°2	69°5	68°6	67°1	67°5	67°9	68°8	69°1	70°9	71°2	71°0	71°1
11		70°9	71°0	70°2	68°1	66°5	68°0	70°2	71°8	72°0	72°4	72°1	72°1
12		71°2	72°5	73°0	71°4	69°5	68°4	67°9	68°9	71°0	71°5	71°8	72°3
13		—	—	—	—	—	—	—	—	—	—	—	—
14		69°3	70°9	70°3	68°7	68°3	69°5	70°5	71°2	71°9	72°6	72°4	72°3
15		68°7	69°0	70°3	68°4	67°5	67°0	68°1	69°5	71°4	71°9	72°5	71°9
16		71°1	70°8	70°8	70°5	68°9	68°6	69°1	69°9	70°9	71°9	72°0	71°9
17		73°2	74°0	73°1	70°9	69°0	67°3	67°0	68°4	71°0	72°0	72°0	71°9
18		71°6	72°1	70°8	71°6	70°5	70°2	70°0	70°5	71°5	71°5	71°1	71°6
19		69°0	69°0	68°5	67°8	68°9	68°9	69°9	70°9	71°9	72°1	72°6	72°0
20		—	—	—	—	—	—	—	—	—	—	—	—
21		69°7	70°4	70°5	70°2	69°9	71°5	72°3	71°8	72°1	72°4	72°8	72°6
22		67°5	70°8	72°8	71°7	70°8	70°0	70°6	70°9	71°9	72°9	72°7	72°1
23		68°0	71°1	72°5	72°1	69°7	69°3	70°6	71°5	70°6	70°6	72°0	69°9
24		66°0	66°9	68°4	68°7	70°1	71°8	70°9	70°9	71°2	71°5	72°3	72°2
25		—	—	—	—	—	—	—	—	—	—	—	—
26		—	—	—	—	—	—	—	—	—	—	—	—
27		—	—	—	—	—	—	—	—	—	—	—	—
28		70°7	68°8	66°5	65°2	67°0	70°2	71°9	71°7	71°0	71°2	71°8	71°5
29		72°0	70°0	67°9	66°5	67°0	67°1	68°9	70°2	71°1	71°5	71°9	71°8
30		71°9	70°7	70°0	67°8	66°8	66°9	69°9	71°9	71°0	71°1	71°1	71°0
31		72°1	72°2	71°3	70°9	70°0	69°9	71°2	71°4	71°4	71°8	71°4	71°7
Hourly Means	70°83	71°31	71°15	70°20	69°46	69°42	70°07	70°74	71°64	72°01	72°22	72°12	

^a One minute late.

DECLINATION.

Zero Scale Division = 153° 0, corresponding to 22° 46' W.

12h.	13h.	14h.	15h.	16h.	17h.	18h.	19h.	20h.	21h.	22h.	23h.	Means.
Sc. Div.	Sc. Div.	Sc. Div.	Sc. Div.	Sc. Div.	Sc. Div.	Sc. Div.	Sc. Div.	Sc. Div.	Sc. Div.	Sc. Div.	Sc. Div.	Sc. Div.
71° 0	70° 9	71° 8	71° 0	71° 0	71° 0	71° 1	70° 7	67° 8	66° 2	68° 2	70° 5	71° 25
72° 9	72° 2	72° 2	71° 8	71° 9	72° 1	72° 0	70° 8	67° 2	65° 9	66° 5	68° 6	71° 47
72° 0	72° 1	72° 0	72° 2	71° 9	71° 5	70° 8	70° 2	66° 8	65° 9	67° 2	68° 6	71° 26
72° 5	72° 0	71° 8	71° 6	71° 4	71° 1	71° 3	71° 4	67° 6	66° 2	68° 2	71° 3	71° 77
72° 2	71° 8	71° 9	71° 8	69° 9	70° 0	70° 1	69° 2	67° 1	67° 6	69° 5	70° 9	71° 71
—	—	—	—	—	—	—	—	—	—	—	—	70° 22
71° 2	71° 0	70° 8	70° 1	70° 0	70° 7	70° 9	70° 8	67° 4	64° 9	64° 0	64° 9	70° 65
71° 5	71° 0	70° 5	70° 3	71° 0	70° 9	70° 9	71° 2	68° 3	66° 9	67° 1	68° 9	71° 42
71° 9	72° 0	71° 8	71° 9	71° 9	71° 9	71° 2	71° 1	68° 9	67° 4	67° 9	69° 3	71° 15
71° 7	71° 7	70° 6	70° 7	70° 8	70° 3	70° 8	69° 9	67° 1	66° 8	67° 7	69° 2	71° 23
72° 7	72° 2	71° 2	71° 1	71° 2	70° 9	70° 2	69° 3	68° 5	69° 0	70° 2	72° 0	71° 92
73° 8	72° 8	72° 4	72° 3	71° 9	72° 1	72° 1	71° 8	67° 9	65° 9	66° 2	67° 1	71° 76
—	—	—	—	—	—	—	—	—	—	—	—	71° 90
73° 3	72° 6	72° 0	72° 0	72° 2	72° 1	71° 8	71° 1	67° 7	66° 2	67° 2	70° 1	71° 90
73° 4	72° 9	71° 8	72° 1	71° 4	70° 8	71° 2	69° 9	67° 9	68° 9	71° 0	72° 9	71° 12
69° 2	68° 5	68° 7	70° 0	68° 2	67° 2	68° 0	69° 1	67° 6	69° 3	70° 2	71° 8	70° 71
71° 0	71° 1	70° 8	70° 9	71° 1	70° 8	70° 1	69° 9	67° 4	66° 2	68° 0	70° 3	71° 40
72° 0	71° 9	71° 3	71° 0	71° 0	71° 1	70° 9	71° 0	68° 1	67° 8	69° 8	71° 6	71° 00
71° 5	71° 9	72° 1	71° 3	71° 5	71° 0	71° 0	72° 0	69° 1	67° 6	67° 3	69° 3	71° 50
—	—	—	—	—	—	—	—	—	—	—	—	71° 05
72° 8	72° 4	72° 1	72° 2	71° 8	72° 0	71° 2	70° 7	68° 1	67° 1	67° 8	69° 5	72° 72
72° 8	72° 2	72° 2	72° 2	72° 2	72° 2	—	—	68° 7	68° 6	69° 0	69° 9	72° 22
73° 0	72° 3	72° 1	72° 0	72° 1	72° 1	72° 1	73° 2	73° 0	73° 0	73° 4	73° 3	70° 66
73° 0	72° 6	72° 1	72° 2	72° 1	72° 1	71° 9	72° 0	70° 0	69° 4	70° 5	70° 9	70° 69
70° 2	70° 1	69° 3	68° 8	69° 5	69° 6	69° 6	71° 1	68° 5	67° 9	68° 6	69° 3	71° 14
72° 3	71° 7	71° 3	70° 3	70° 3	70° 1	69° 9	69° 6	67° 3	68° 1	68° 9	71° 8	71° 20
—	—	—	—	—	—	—	—	—	—	—	—	71° 29
72° 8	71° 8	72° 0	71° 1	70° 9	70° 1	70° 1	67° 9	66° 5	68° 2	69° 6	72° 5	71° 29
73° 2	72° 1	71° 0	70° 7	70° 5	70° 8	69° 9	68° 9	67° 4	67° 2	68° 3	70° 4	71° 29
72° 16	71° 75	71° 43	71° 26	71° 11	70° 98	70° 80	70° 53	68° 08	67° 53	68° 49	70° 20	71° 29
72° 6	72° 3	71° 9	71° 1	71° 0	70° 8	71° 4	70° 6	69° 0	69° 0	70° 5	72° 1	71° 87
73° 1	72° 1	71° 7	71° 2	71° 2	71° 1	71° 2	71° 2	69° 6	68° 8	69° 3	71° 1	71° 96
72° 2	72° 1	71° 9	71° 8	71° 7	71° 8	70° 1	69° 8	67° 0	66° 1	68° 7	73° 0	71° 35
72° 5	72° 2	71° 9	71° 0	70° 9	70° 7	70° 1	69° 9	68° 5	68° 0	69° 7	71° 2	71° 32
—	—	—	—	—	—	—	—	—	—	—	—	71° 06
73° 1	72° 4	71° 8	71° 3	71° 3	71° 6	—	70° 9	69° 7	69° 6	70° 8	70° 9	71° 77
72° 7	72° 3	72° 0	72° 0	72° 0	72° 0	72° 2	73° 0	72° 6	71° 2	70° 2	68° 8	70° 67
72° 8	71° 9	70° 9	70° 1	69° 5	69° 6	69° 9	70° 9	69° 0	68° 9	69° 3	69° 9	70° 50
71° 7	69° 0	69° 7	69° 4	69° 0	68° 0	68° 4	69° 2	68° 6	67° 9	68° 0	67° 8	69° 60
71° 4	71° 1	70° 9	70° 9	70° 1	70° 1	70° 0	70° 1	68° 9	68° 1	69° 0	69° 0	70° 41
71° 8	71° 6	72° 0	71° 9	71° 1	71° 1	70° 9	70° 6	68° 8	67° 8	67° 9	69° 1	70° 10
—	—	—	—	—	—	—	—	—	—	—	—	70° 30
71° 9	71° 0	71° 4	71° 0	70° 9	71° 2	70° 6	70° 0	66° 8	64° 9	65° 2	68° 2	70° 07
71° 9	71° 9	71° 2	71° 3	71° 1	70° 4	70° 4	70° 8	69° 0	67° 1	66° 4	67° 7	70° 75
71° 6	70° 0	70° 8	70° 8	71° 0	71° 0	71° 0	71° 1	69° 9	68° 9	69° 4	69° 9	70° 35
71° 3	71° 1	71° 0	70° 9	70° 6	70° 6	70° 9	70° 8	70° 7	70° 5	71° 2	72° 0	70° 48
71° 9	71° 2	71° 0	71° 3	70° 1	70° 1	70° 4	70° 9	68° 5	66° 8	67° 4	68° 9	69° 88
70° 8	71° 4	71° 9	71° 9	70° 9	70° 9	70° 2	70° 1	68° 1	67° 5	67° 0	67° 8	70° 71
—	—	—	—	—	—	—	—	—	—	—	—	70° 17
71° 9	71° 6	71° 2	71° 1	71° 2	70° 1	70° 8	70° 6	68° 2	66° 5	65° 0	67° 5	69° 53
72° 0	71° 9	71° 4	71° 4	70° 9	71° 0	70° 8	71° 8	69° 6	67° 3	66° 3	66° 4	69° 93
71° 9	71° 0	70° 9	70° 4	70° 1	69° 9	69° 2	70° 5	67° 8	65° 7	65° 3	66° 6	—
69° 1	70° 0	70° 5	69° 5	68° 1	69° 2	69° 5	70° 0	68° 2	66° 7	65° 2	64° 9	—
71° 7	71° 1	70° 6	70° 1	70° 1	70° 1	70° 2	70° 2	68° 1	67° 0	68° 3	69° 9	—
—	—	—	—	—	—	—	—	—	—	—	—	70° 14
—	—	—	—	—	—	—	—	—	—	—	—	—
70° 7	70° 0	69° 7	69° 2	69° 2	69° 0	69° 8	70° 1	69° 9	69° 0	69° 0	71° 0	69° 75
71° 1	70° 9	70° 1	69° 6	69° 3	68° 9	68° 9	68° 9	69° 2	69° 6	70° 7	71° 8	69° 79
70° 9	70° 1	69° 9	69° 8	69° 5	69° 1	69° 4	68° 7	67° 0	67° 2	68° 9	71° 0	69° 65
71° 2	71° 1	71° 1	71° 0	70° 1	69° 9	69° 0	67° 2	67° 2	69° 3	70° 3	72° 1	70° 62
71° 75	71° 25	71° 10	70° 80	70° 44	70° 33	70° 22	70° 32	68° 80	67° 98	68° 36	69° 54	70° 50

DECLINATION.													
Angular Value of one Scale Division of the Declinometer = 0' 711. Increasing Numbers denote decreasing Westerly Declination.													
Mean Göttingen Time. } }	0h.	1h.	2h.	3h.	4h.	5h.	6h.	7h.	8h.	9h.	10h.	11h.	
	Sc. Div.	Sc. Div.	Sc. Div.	Sc. Div.	Sc. Div.	Sc. Div.	Sc. Div.	Sc. Div.	Sc. Div.	Sc. Div.	Sc. Div.	Sc. Div.	
JANUARY.	1	73·7	73·9	72·4	70·7	68·7	68·3	69·8	70·9	71·1	72·0	72·6	72·4
	2	74·7	72·0	71·1	68·4	68·1	70·1	71·1	71·4	72·1	72·9	72·2	72·4
	3	—	—	—	—	—	—	—	—	—	—	—	—
	4	71·2	71·6	69·9	66·4	65·6	68·2	70·0	69·1	70·0	70·7	71·0	71·5
	5	73·6	73·3	72·2	69·5	69·3	68·2	67·8	67·8	70·1	71·0	71·2	71·1
	6	75·8	73·9	71·0	68·1	70·0	71·4	69·6	68·6	69·0	70·9	70·8	71·1
	7	73·1	72·5	72·0	70·5	69·9	70·9	70·9	70·6	70·9	71·7	71·6	71·7
	8	71·0	72·8	70·1	68·0	67·9	69·1	68·8	68·8	70·1	70·8	70·9	71·0
	9	71·9	71·8	69·1	69·0	69·4	69·7	69·0	68·5	69·9	70·0	69·9	70·5
	10	—	—	—	—	—	—	—	—	—	—	—	—
	11	64·9	65·3	66·3	66·6	68·7	69·8	69·1	69·4	69·8	71·5	70·9	71·1
	12	68·2	67·0	64·0	63·8	66·9	69·7	69·9	69·0	69·9	70·5	71·1	71·0
	13	69·8	69·8	68·3	67·8	71·0	72·9	69·5	67·7	68·0	68·9	69·9	70·1
	14	68·0	68·9	68·1	66·2	66·8	68·7	70·2	70·0	69·9	70·2	70·8	70·9
	15	67·8	70·0	70·2	67·0	66·9	68·0	68·8	69·0	69·9	70·8	70·9	70·9
	16	75·4	75·3	73·0	67·4	67·7	69·9	70·0	69·4	70·0	70·1	70·1	70·3
	17	—	—	—	—	—	—	—	—	—	—	—	—
	18	74·6	76·0	72·0	68·0	70·0	71·2	69·8	70·3	70·6	70·9	70·5	70·9
	19	71·7	72·0	71·3	73·0	74·3	72·1	69·6	69·4	70·4	71·4	71·7	71·1
	20	68·6	70·8	70·2	71·3	71·4	71·1	70·9	71·1	71·3	71·3	70·9	69·9
	21	67·2	71·0	70·5	72·9	71·1	68·5	66·1	66·8	69·5	70·5	70·7	69·6
	22	72·1	72·4	73·2	75·1	74·8	70·8	68·4	69·1	70·9	71·2	70·5	70·1
	23	71·9	71·0	69·1	71·1	72·6	70·2	67·3	67·0	69·0	69·7	70·2	69·6
	24	—	—	—	—	—	—	—	—	—	—	—	—
	25	67·5	68·2	69·4	69·9	72·2	72·2	69·0	68·1	69·3	70·4	70·5	70·2
	26	71·1	71·0	69·9	69·0	70·3	70·8	70·5	70·0	70·6	70·1	70·5	70·2
	27	68·2	69·5	69·8	67·9	71·1	71·0	69·6	69·0	69·0	70·2	70·4	70·1
	28	71·1	74·0	72·1	69·8	69·1	70·0	69·7	69·0	70·0	70·3	70·3	70·3
	29	69·2	70·9	72·7	70·3	67·0	66·9	67·0	67·2	66·8	67·4	66·8	66·1
	30	67·9	70·2	71·4	70·1	67·4	68·1	69·2	67·3	67·6	64·1	65·6	66·3
	31	—	—	—	—	—	—	—	—	—	—	—	—
Hourly Means	70·78	71·35	70·36	69·15	69·55	69·92	69·29	69·02	69·83	70·37	70·48	70·40	
FEBRUARY.	1	66·0	70·1	70·4	69·0	68·4	67·9	67·3	68·1	68·9	69·0	68·8	69·0
	2	66·5	73·4	77·2	73·5	69·7	68·9	68·0	67·9	69·0	69·7	69·8	69·7
	3	69·3	72·1	73·2	72·6	70·7	69·1	69·2	69·4	70·1	70·0	69·9	70·1
	4	64·5	67·6	71·2	71·9	70·3	69·9	68·9	69·1	69·9	70·2	70·3	70·4
	5	66·6	68·1	70·9	72·5	71·5	70·4	69·6	70·0	70·2	70·5	70·9	71·0
	6	70·0	69·4	70·5	68·1	67·8	68·0	68·4	68·1	67·3	67·4	67·5	67·9
	7	—	—	—	—	—	—	—	—	—	—	—	—
	8	66·6	68·0	69·9	70·5	71·7	70·3	68·9	68·0	68·0	68·9	68·9	68·8
	9	66·8	68·7	69·4	68·9	69·8	70·1	69·1	68·0	68·2	69·3	68·4	68·8
	10	67·1	69·4	69·6	69·2	69·2	69·6	68·9	67·8	68·0	68·9	70·0	69·4
	11	65·8	65·9	65·3	64·7	65·6	66·5	67·3	67·5	68·0	68·9	69·5	69·0
	12	67·4	67·2	68·1	69·6	69·0	67·4	66·3	66·9	68·2	68·8	68·9	69·0
	13	66·0	67·1	68·1	68·1	68·2	67·7	67·3	68·1	69·0	69·9	70·0	69·8
	14	—	—	—	—	—	—	—	—	—	—	—	—
	15	66·5	70·1	70·4	71·8	72·3	70·7	70·6	70·7	70·1	70·2	70·3	70·1
	16	69·1	73·2	73·8	73·9	72·0	70·0	68·9	69·0	69·9	69·8	70·0	70·1
	17	60·5	65·8	73·6	74·0	73·5	69·8	67·7	67·6	68·9	68·8	69·0	69·1
	18	63·5	65·9	68·3	69·9	69·2	68·2	67·1	68·3	69·8	69·4	69·8	69·9
	19	64·3	69·0	71·8	73·0	72·8	70·9	69·2	68·5	69·0	69·0	69·1	69·2
	20	61·0	64·6	67·0	70·2	71·9	71·1	70·1	69·4	69·0	68·8	68·8	68·8
	21	—	—	—	—	—	—	—	—	—	—	—	—
	22	67·3	68·6	69·0	69·0	68·3	67·8	67·2	66·9	67·0	67·2	66·3	66·7
	23	65·0	66·3	66·0	66·8	67·9	67·2	66·1	66·8	66·9	67·5	67·0	67·6
	24	66·1	69·9	72·2	69·0	68·6	67·0	66·4	65·9	66·4	68·1	66·7	67·3
	25	65·2	69·0	69·8	70·0	69·2	67·6	66·5	66·5	68·1	67·7	68·0	68·0
	26	61·5	63·9	67·6	68·5	67·7	67·4	66·3	66·2	67·2	67·0	67·5	67·1
	27	64·8	66·8	68·7	68·3	69·1	68·9	67·0	67·1	66·5	66·8	67·2	67·2
	28	—	—	—	—	—	—	—	—	—	—	—	—
Hourly Means	65·72	68·34	70·08	70·12	69·77	68·85	68·01	67·99	68·48	68·82	68·86	68·92	

DECLINATION.

Zero Scale Division = 153°0, corresponding to 22° 46' W.

12h.	13h.	14h.	15h.	16h.	17h.	18h.	19h.	20h.	21h.	22h.	23h.	Means.
Sc. Div.	Sc. Div.	Sc. Div.	Sc. Div.	Sc. Div.	Sc. Div.	Sc. Div.	Sc. Div.	Sc. Div.	Sc. Div.	Sc. Div.	Sc. Div.	Sc. Div.
72°0	71°8	72°0	71°2	70°9	70°0	69°0	67°1	66°6	68°1	72°1	73°1	70°85
—	—	—	—	—	—	—	—	—	—	—	—	70°20
71°9	71°3	71°1	70°6	70°5	69°6	68°4	68°2	65°7	65°6	66°9	68°5	70°20
71°4	71°4	70°8	70°1	70°0	69°0	67°9	66°7	67°5	66°2	69°0	71°1	69°43
71°0	70°8	70°6	70°3	69°9	68°8	67°5	66°6	65°8	66°4	70°2	74°0	69°87
70°8	70°7	70°8	69°9	69°6	69°9	69°0	68°1	66°6	65°5	66°9	69°6	69°90
70°9	70°1	70°0	69°9	69°6	69°1	69°0	68°8	66°3	64°3	64°5	68°0	69°87
70°6	70°9	70°5	70°1	70°1	70°1	70°9	70°2	68°1	65°7	65°7	69°0	69°63
—	—	—	—	—	—	—	—	—	—	—	—	69°51
70°3	70°2	69°9	70°5	70°1	70°1	69°5	69°7	69°6	67°4	65°3	65°5	69°45
70°7	70°6	70°1	70°1	70°5	70°0	70°0	70°0	68°5	66°9	66°6	66°9	68°93
70°2	69°9	69°8	69°1	68°8	68°9	68°9	69°9	69°0	67°7	66°5	67°8	68°65
70°0	69°1	69°1	69°0	69°1	69°4	68°6	68°1	66°3	66°1	65°2	65°7	68°72
70°2	70°1	69°0	69°1	67°9	68°6	68°8	68°8	67°4	66°2	65°5	65°4	68°57
70°4	70°0	69°7	69°4	69°3	69°1	69°0	68°0	65°8	68°3	71°5	73°0	69°32
—	—	—	—	—	—	—	—	—	—	—	—	69°75
70°6	70°8	70°8	69°9	69°8	69°1	69°0	68°0	64°5	66°9	67°0	68°9	69°67
70°9	70°9	71°0	70°2	69°9	69°2	68°9	66°9	62°1	62°1	66°0	69°3	69°62
70°7	70°6	70°4	70°5	70°1	69°8	69°1	67°3	64°1	60°6	62°3	67°5	69°05
70°1	69°5	69°3	69°0	69°0	68°5	68°6	68°8	65°6	62°6	62°8	64°5	69°03
69°4	69°7	69°9	70°2	70°4	70°1	70°0	69°9	66°3	63°3	64°2	69°0	69°31
69°7	69°8	69°8	70°1	69°5	68°9	67°9	68°1	65°0	60°9	60°2	64°9	69°20
—	—	—	—	—	—	—	—	—	—	—	—	68°86
69°5	69°2	68°9	68°4	68°3	68°2	69°1 ^a	70°6	69°2	66°9	66°1	67°8	69°23
69°8	69°8	69°8	69°8	69°4	69°9	70°1	70°3	67°3	63°0	61°6	64°9	69°28
70°2	70°0	69°1	68°7	68°3	68°2	68°5	69°1	68°2	65°9	65°2	66°1	69°50
70°0	69°3	68°8	68°6	69°0	69°4	70°1	70°6	68°6	66°8	66°7	69°1	67°46
70°1	70°0	68°9	68°9	69°1	69°1	69°3	69°2	65°0	66°0	68°4	67°2	66°50
66°3	68°0	68°8	68°9	68°9	68°4	68°9	68°0	64°1	62°3	63°3	64°8	66°50
—	—	—	—	—	—	—	—	—	—	—	—	69°22
64°3	68°2	67°8	67°0	66°2	65°5	65°9	66°1	63°2	61°2	62°2	63°3	69°22
70°08	70°10	69°87	69°63	69°39	69°11	68°92	68°58	66°40	65°11	65°84	67°88	69°22
68°8	68°6	68°8	68°3	68°0	67°6	67°3	67°5	65°0	61°2	61°0	65°0	67°50
69°0	68°4	68°7	68°7	68°3	68°2	68°0	67°7	64°3	63°0	65°0	65°9	68°69
69°9	69°2	68°8	68°9	68°9	68°9	68°9	68°6	66°0	63°8	61°9	61°7	68°79
70°2	70°0	69°4	69°5	69°6	69°4	69°5	69°5	67°7	64°0	63°0	64°6	68°77
70°3	70°0	69°9	69°6	69°6	68°9	69°2	70°0	67°5	64°9	66°5	67°5	69°42
—	—	—	—	—	—	—	—	—	—	—	—	68°17
68°0	68°8	69°3	68°6	68°8	68°6	68°4	69°0	67°9	66°7	65°6	66°0	68°67
68°0	68°7	69°0	68°9	68°7	69°0	69°8	69°6	68°9	67°2	66°1	65°8	68°07
68°7	69°1	68°2	68°6	68°9	68°7	69°0	69°0	67°2	65°0	62°1	63°7	67°98
68°8	68°4	68°8	68°8	68°9	68°8	68°1	68°2	65°1	62°9	62°8	64°8	67°37
69°0	68°9	68°9	69°0	68°9	68°8	69°0	68°8	66°9	64°8	64°4	65°4	68°00
69°0	68°7	69°0	68°8	68°9	68°8	68°5	68°8	66°8	65°6	65°4	66°9	67°79
—	—	—	—	—	—	—	—	—	—	—	—	68°63
68°8	68°4	68°8	69°0	69°7	69°0	68°9	69°4	66°2	62°1	61°3	66°1	68°80
70°0	69°2	68°5	68°0	68°0	66°8	68°2	68°4	64°8	61°8	62°4	67°3	68°21
69°6	69°0	68°9	68°9	68°9	68°5	68°4	69°1	67°5	63°3	60°3	59°1	67°55
69°5	69°1	68°8	69°0	68°9	68°9	69°1	70°0	68°1	63°8	61°4	62°1	68°08
69°3	69°0	68°7	68°5	68°3	68°5	68°8	69°6	68°0	62°9	60°0	60°3	68°40
68°9	68°8	68°3	68°3	68°7	69°0	69°0	69°3	66°5	62°3	60°0	59°1	65°95
—	—	—	—	—	—	—	—	—	—	—	—	66°24
69°0	68°9	68°9	68°6	68°8	69°1	69°3	69°9	68°9	67°1	66°5	65°8	67°00
65°6	64°9	63°0	64°0	65°3	65°1	64°9	66°2	64°0	62°2	62°9	63°4	66°57
67°8	67°1	66°6	66°1	66°6	66°7	66°6	66°2	63°7	62°9	63°3	65°0	66°00
66°9	67°3	66°0	67°0	66°7	67°0	67°2	67°9	65°6	64°2	64°6	64°1	66°46
68°0	67°5	66°0	66°0	66°8	66°2	67°0	65°9	65°1	62°5	60°6	60°6	66°46
67°5	66°4	66°6	66°9	67°0	66°9	67°2	66°8	64°7	62°3	61°9	62°9	66°46
—	—	—	—	—	—	—	—	—	—	—	—	67°80
67°1	67°1	67°1	66°9	66°7	66°9	67°0	67°1	65°0	61°9	60°9	63°0	67°80
68°65	68°40	68°12	68°12	68°25	68°10	68°21	68°44	66°31	63°68	62°91	64°00	67°80

^a Three minutes late.

DECLINATION.													
Angular Value of one Scale Division of the Declinometer = 0° 711. Increasing Numbers denote decreasing Westerly Declination.													
Mean Göttingen } Time.	0h.	1h.	2h.	3h.	4h.	5h.	6h.	7h.	8h.	9h.	10h.	11h.	
MARCH.	Sc. Div.	Sc. Div.	Sc. Div.	Sc. Div.	Sc. Div.	Sc. Div.	Sc. Div.	Sc. Div.	Sc. Div.	Sc. Div.	Sc. Div.	Sc. Div.	
	1	67·4	70·5	71·1	67·9	66·6	64·2	63·6	62·2	62·2	61·1	61·8	60·7
	2	65·0	64·0	64·4	64·8	63·8	64·0	65·2	67·0	67·0	66·5	66·8	66·9
	3	68·9	69·3	69·1	68·3	68·1	68·0	66·0	66·4	67·1	67·1	67·2	67·3
	4	69·8	71·2	69·5	69·2	67·2	65·3	65·4	66·1	65·9	65·7	65·3	65·3
	5	65·5	66·6	67·8	70·0	69·2	68·6	67·3	67·3	67·9	68·0	67·5	67·1
	6	68·0	69·0	69·9	70·9	69·7	68·3	68·0	68·1	68·0	68·3	68·8	69·0
	7	—	—	—	—	—	—	—	—	—	—	—	—
	8	72·3	71·9	71·9	68·9	67·0	65·7	64·1	65·1	67·1	66·3	66·9	66·3
	9	65·8	67·1	67·9	68·2	67·9	67·1	67·0	67·2	67·0	67·4	67·8	67·7
	10	67·0	68·0	68·0	69·0	68·3	66·9	67·1	67·0	67·1	66·9	67·0	67·4
	11	65·4	67·7	70·2	70·2	69·9	69·2	68·6	68·0	67·9	67·8	67·3	67·9
	12	62·1	67·1	68·9	68·0	66·9	67·6	68·0	68·1	68·3	68·2	68·1	68·1
	13	66·0	67·7	69·0	67·0	66·8	67·8	68·4	67·5	68·0	68·6	67·9	67·9
	14	—	—	—	—	—	—	—	—	—	—	—	—
	15	67·8	70·0	70·7	68·0	66·0	65·8	67·5	68·9	69·0	68·8	68·8	68·9
	16	65·9	68·9	69·4	68·2	66·0	66·7	67·5	68·8	69·4	68·5	68·1	68·8
	17	70·7	74·3	74·4	71·9	68·6	66·8	67·4	69·0	70·3	69·2	69·1	69·2
	18	66·9	70·8	72·8	71·6	69·4	67·9	67·6	68·8	69·7	68·7	68·7	68·8
	19	65·4	68·8	71·0	69·3	64·2	62·3	63·9	65·2	64·8	62·9	63·8	62·8
	20	63·7	66·2	69·8	69·9	69·3	67·5	68·0	68·9	67·7	66·0	65·4	64·9
	21	—	—	—	—	—	—	—	—	—	—	—	—
	22	65·7	69·8	71·4	70·0	68·8	68·8	67·9	67·6	67·0	66·0	66·1	66·2
	23	69·3	72·8	72·4	70·5	68·1	66·9	66·2	66·0	66·6	66·2	66·5	66·8
	24	66·4	69·3	69·6	69·3	67·5	68·0	67·5	66·9	66·7	67·0	66·3	65·6
	25	67·8	69·3	69·4	68·0	65·7	65·4	66·1	66·3	66·0	65·9	65·9	67·0
	26	69·1	69·2	69·1	68·0	66·1	65·6	65·9	66·1	66·5	66·5	66·7	66·9
	27	65·5	66·5	67·2	66·9	66·0	66·2	67·0	67·1	67·2	67·1	67·2	67·7
	28	—	—	—	—	—	—	—	—	—	—	—	—
	29	68·7	69·6	69·3	67·1	64·6	64·7	66·4	67·8	67·2	67·2	67·2	67·8
	30	68·0	69·1	66·7	63·8	63·1	63·0	64·9	66·8	66·7	67·1	67·4	67·6
31	71·6	72·8	71·0	68·0	66·8	65·7	65·9	67·3	67·8	67·5	67·4	67·8	
Hourly Means	67·25	69·17	69·70	68·63	67·07	66·44	66·61	67·09	67·26	66·91	66·93	66·98	
APRIL.	Sc. Div.	Sc. Div.	Sc. Div.	Sc. Div.	Sc. Div.	Sc. Div.	Sc. Div.	Sc. Div.	Sc. Div.	Sc. Div.	Sc. Div.	Sc. Div.	
	1	70·4	71·8	70·0	69·2	68·0	66·4	66·0	67·2	67·7	67·5	67·6	67·8
	2	^b —	—	—	—	—	—	—	—	—	—	—	—
	3	65·9	68·9	67·7	65·1	64·6	64·6	62·9	64·4	65·7	65·1	64·9	64·2
	4	—	—	—	—	—	—	—	—	—	—	—	—
	5	65·8	65·9	64·1	62·2	61·8	62·9	63·2	65·2	65·6	66·0	66·3	66·8
	6	64·1	66·0	65·9	65·3	65·0	64·5	64·9	65·6	66·7	66·5	66·1	67·1
	7	63·5	67·0	66·9	65·6	65·1	64·3	63·2	64·6	64·3	64·4	65·1	66·0
	8	64·4	64·2	62·0	60·8	60·2	60·4	61·4	63·4	64·8	64·7	64·8	65·0
	9	64·1	65·9	64·2	62·5	62·1	62·9	63·3	64·9	65·2	65·1	65·1	65·1
	10	70·1	71·4	70·0	67·7	66·0	65·0	65·4	66·5	66·4	66·2	66·1	66·0
	11	—	—	—	—	—	—	—	—	—	—	—	—
	12	68·3	71·9	69·1	67·8	65·3	65·6	66·4	67·7	67·7	67·0	66·6	66·0
	13	70·8	71·5	70·0	68·0	66·8	65·8	66·1	67·4	67·5	67·1	66·7	66·7
	14	64·9	65·0	64·6	63·7	63·3	62·3	63·1	64·6	63·3	63·6	64·0	65·8
	15	68·1	67·4	66·2	64·0	63·0	63·2	64·0	65·4	65·7	65·2	65·1	65·1
	16	69·1	70·0	67·0	65·9	66·5	65·0	65·5	65·7	65·8	65·0	65·7	66·2
	17	67·0	68·2	65·2	63·2	62·8	63·1	64·0	64·8	65·5	66·0	66·0	66·0
	18	—	—	—	—	—	—	—	—	—	—	—	—
	19	67·4	68·3	66·8	66·8	66·9	65·5	65·3	65·9	66·5	66·5	66·5	66·9
	20	62·7	63·9	62·4	62·1	60·1	58·2	57·4	60·1	59·0	57·8	59·8	61·1
	21	66·9	65·9	67·2	64·7	64·0	62·0	62·0	62·8	62·2	60·8	61·7	62·7
	22	65·6	66·3	65·9	65·8	65·3	63·8	62·8	63·3	63·6	63·9	63·9	64·1
	23	63·2	63·0	62·9	64·1	64·1	62·9	62·8	64·0	64·8	64·5	64·8	64·8
	24	64·5	65·1	65·1	65·3	65·2	65·0	64·1	64·7	65·6	65·6	65·9	66·1
	25	—	—	—	—	—	—	—	—	—	—	—	—
	26	63·2	63·5	63·5	63·8	64·0	63·9	64·1	64·9	66·0	66·4	66·3	66·5
	27	65·0	65·5	64·9	64·4	63·6	64·2	64·4	65·2	65·8	65·2	65·7	66·2
	28	66·4	65·0	63·1	62·9	63·9	63·5	63·2	65·7	65·9	66·8	66·2	65·9
	29	62·1	64·2	64·0	64·0	64·5	63·7	64·0	64·3	65·2	65·0	66·0	67·1
30	61·2 ^c	61·0	60·0	59·3	61·6	62·1	61·9	62·7	63·2	63·0	63·6	64·4	
Hourly Means	65·79	66·67	65·55	64·57	64·15	63·63	63·66	64·84	65·19	65·00	65·22	65·58	

^a Seven minutes late ; omitted in the means.

^b Good Friday.

^c Four minutes and a half late.

DECLINATION.

Zero Scale Division = 153° 0, corresponding to 22° 46' W.

12h.	13h.	14h.	15h.	16h.	17h.	18h.	19h.	20h.	21h.	22h.	23h.	Means.
Sc. Div. 61°5	Sc. Div. 62°1	Sc. Div. 64°7	Sc. Div. 65°1	Sc. Div. 65°7	Sc. Div. 67°2	Sc. Div. 67°2	Sc. Div. 67°3	Sc. Div. 65°9	Sc. Div. 62°7	Sc. Div. 63°3	Sc. Div. 63°9	Sc. Div. 64°83
66°8	66°5	66°0	66°0	66°1	65°8	65°8	65°8	64°0	63°0	65°2	67°7	65°59
67°1	67°0	66°7	66°2	65°9	65°9	66°0	66°2	64°3	62°4	62°4	66°5	66°64
66°1	65°1	65°8	65°9	66°1	65°9	65°8	66°6	64°7	63°0	64°4	65°8	66°30
67°7	68°4	67°8	67°8	67°8	67°8	67°5	67°3	65°5	63°0	63°0	65°0	67°14
67°9	68°1	68°2	68°2	68°2	68°0	67°8	67°8	66°1	64°1	64°5	67°4	68°01
67°3	67°0	67°0	67°8	68°7	68°7	68°2	69°8	67°3	62°8	62°2	63°9	67°26
67°3	67°3	67°9	67°6	67°4	67°8	67°4	67°3	64°9	62°1	62°8	65°3	66°75
66°6	66°6	67°1	67°7	67°7	67°8	67°8	67°9	65°1	61°9	61°0	63°5	66°68
68°0	68°0	67°8	67°8	68°0	68°0	68°1	67°9	64°2	60°3	59°5	60°0	66°99
68°1	67°7	68°2	68°2	68°2	68°3	68°8	68°9	66°8	64°7	65°0	65°3	67°40
68°3	67°5	67°5	67°2	67°1	66°9	67°1	67°9	65°4	63°2	64°0	66°2	67°12
68°9	68°2	68°1	68°0	68°0	68°2	68°5	68°6	67°1	65°7	65°6	64°8	67°91
68°5	68°0	67°9	67°5	67°8	67°8	67°7	67°3	65°2	64°0	65°5	66°8	67°51
69°1	68°6	68°4	68°1	68°0	67°6	67°0	65°8	61°8	58°8	58°9	62°1	67°71
68°8	68°8	67°8	69°0	67°9	67°1	67°5	67°5	65°4	61°2	59°8	60°7	67°63
65°2	64°5	63°3	64°0	66°1	68°0	65°0	65°0	62°5	60°2	59°7	60°9	64°53
65°3	64°9	65°0	65°0	65°0	65°2	65°5	65°7	62°5	59°0	59°4	61°9	65°49
66°7	66°2	66°2	65°9	66°1	66°7	66°5	66°1	65°0	62°3	61°5	64°1	66°61
67°1	66°1	66°9	65°9	66°1	68°1	68°7	68°4	66°7	63°2	62°5	63°9	67°16
67°0	66°0	65°9	65°8	66°1	66°9	67°1	68°1	65°7	63°3	64°2	65°7	66°75
66°4	66°0	66°5	67°1	67°2	67°7	67°9	68°7	67°9	65°1	64°6	65°3	66°80
67°0	67°1	67°0	67°1	67°1	67°8	67°3	67°3	64°7	62°8	63°5	63°9	66°60
68°6	68°4	68°1	67°8	67°8	67°2	66°8	66°8	64°9	64°3	64°8	66°5	66°82
67°5	67°7	67°1	67°0	66°8	67°1	67°0	67°0	64°0	62°0	62°3	64°0	66°55
67°5	67°5	67°5	67°4	67°2	67°2	67°1	67°0	65°0	63°9	65°2	68°9	66°48
67°8	67°6	67°3	66°9	66°7	66°7	66°9	67°2	65°9	63°0	63°9	67°0	67°35
67°19	66°92	66°95	66°96	67°07	67°31	67°19	67°30	65°13	62°67	62°91	64°70	66°76
67°9	67°5	67°1	66°6	66°8	66°9	66°5	66°8	64°7	63°1	63°9	65°4	67°20
66°0	66°6	66°0	66°2	66°0	66°0	65°5	65°8	64°6	63°1	62°1	64°0	65°25
67°0	66°6	67°2	66°9	66°6	67°1	66°3	66°8	65°7	62°5	61°0	61°8	65°05
66°8	66°7	67°5	67°1	66°8	66°7	67°1	68°1	67°3	64°2	61°9	61°0	65°79
65°0	62°2	62°3	63°7	64°4	62°8	61°8	63°6	63°6	61°5	61°7	63°2	63°99
65°2	64°2	64°2	64°2	64°5	64°9	65°4	65°9	65°3	62°9	61°5	62°3	63°61
65°4	65°0	65°0	65°1	65°3	65°8	66°0	66°2	66°0	65°4	65°6	67°4	64°94
66°4	66°1	66°0	65°9	66°0	66°2	66°7	67°9	66°9	64°8	63°5	63°6	66°53
66°0	65°8	65°4	65°8	66°2	66°7	67°1	66°7	65°9	65°8	66°7	69°0	66°94
66°6	66°2	66°6	65°9	65°9	66°0	67°0	67°9	67°8	65°7	63°4	63°2	66°94
66°0	65°7	65°7	65°4	66°0	65°7	66°0	67°6	68°1	67°0	66°1	66°2	65°15
65°5	65°5	65°4	66°1	66°2	66°3	66°9	67°4	67°2	66°3	66°0	66°9	65°75
66°4	66°4	66°4	66°2	66°2	66°2	65°8	66°8	65°5	64°0	62°4	64°7	66°02
66°8	66°8	66°8	66°8	66°8	66°3	66°8	67°5	66°5	64°4	63°9	64°9	65°67
67°0	67°0	67°3	67°1	68°0	67°9	67°8	67°7	62°9	59°7	56°3	58°6	65°69
61°5	62°9	63°9	64°3	64°7	65°0	65°2	66°8	67°3	66°0	65°4	67°0	62°69
64°7	63°5	65°1	64°9	65°2	65°8	65°7	66°4	66°0	64°0	62°9	63°3	64°18
64°8	65°0	65°4	65°7	65°8	65°9	66°5	66°2	66°0	63°5	62°1	61°8	64°71
65°3	65°4	65°6	65°9	66°2	66°2	66°2	66°8	66°9	64°8	63°9	64°0	64°71
65°8	65°8	66°0	66°1	66°1	66°2	66°5	67°0	67°1	65°0	63°5	62°9	65°42
66°5	66°3	66°9	66°8	66°3	66°0	67°1	67°8	68°1	66°1	65°1	64°8	65°58
66°4	66°3	66°3	66°3	66°2	66°6	67°1	68°1	70°0	67°9	66°6	66°2	66°00
66°1	66°8	66°9	66°7	66°3	67°0	67°7	67°8	68°0	65°0	61°2	61°0	65°37
65°9	65°0	64°7	65°9	65°5	65°7	65°9	66°4	67°0	64°8	62°2	60°7	64°74
65°0	66°8	66°2	65°2	65°2	65°0	66°2	67°4	67°8	65°3	64°1	64°1	63°85
65°84	65°68	65°84	65°87	65°97	66°04	66°27	66°94	66°49	64°51	63°32	63°92	65°27

DECLINATION.													
Angular Value of one Scale Division of the Declinometer = 0".711. Increasing Numbers denote decreasing Westerly Declination.													
Mean Göttingen Time. } }	0h.	1h.	2h.	3h.	4h.	5h.	6h.	7h.	8h.	9h.	10h.	11h.	
MAY.	Sc. Div.	Sc. Div.	Sc. Div.	Sc. Div.	Sc. Div.	Sc. Div.	Sc. Div.	Sc. Div.	Sc. Div.	Sc. Div.	Sc. Div.	Sc. Div.	
	1	65.6	64.9	62.8	62.8	63.3	63.3	64.2	64.3	64.8	65.5	64.8	64.8
	2	—	—	—	—	—	—	—	—	—	—	—	—
	3	61.0	63.0	62.2	62.2	63.8	63.9	64.2	63.6	64.0	64.9	64.8	65.1
	4	65.0	65.1	65.0	67.0	66.8	65.6 ^a	64.0	64.2	65.0	65.0	65.0	65.0
	5	61.8	63.7	64.1	64.9	65.0	63.8	63.3	63.8	65.0	64.8	64.8	65.2
	6	65.2	65.8	64.4	63.9	63.9	63.9	63.2	64.1	65.3	65.3	65.7	65.8
	7	64.7 ^b	63.9	63.2	63.9	65.2	65.0	63.9	64.0	65.0	65.1	65.6	65.8
	8	63.3	61.2	59.0	58.7	59.1	60.3	61.0	61.8	61.8	62.5	62.0	62.1
	9	—	—	—	—	—	—	—	—	—	—	—	—
	10	64.6	63.8	62.4	62.4	62.9	63.8	64.1	64.2	64.7	64.8	64.7	64.7
	11	65.4	66.5	65.0	64.4	65.0	64.9	65.2	64.8	64.4	64.8	64.8	65.0
	12	63.2	63.4	62.7	62.8	63.8	64.4	64.9	64.1	64.9	65.0	65.1	65.1
	13	65.0	65.9	65.4	63.8	64.9	65.7	64.6	64.5	64.9	65.0	65.1	65.3
	14	60.8	61.0	60.8	61.2	63.4	64.1	63.5	64.0	64.9	65.3	65.3	65.4
	15	63.0	62.8	62.7	62.7	62.9 ^c	60.5	60.6	62.5	63.8	64.0	64.3	64.0
	16	—	—	—	—	—	—	—	—	—	—	—	—
	17	61.2	60.3	58.3	58.8	58.5	57.2	59.0	60.1	60.5	60.6	61.7	62.3
	18	61.5	60.0	60.8	62.3	62.6	61.2	60.8	63.1	62.8	63.2	63.6	63.8
	19	63.3	63.2	63.3	63.6	63.5	64.0	63.8	63.8	63.8	63.5	63.3	63.4
	20	65.2	64.2	63.4	61.6	62.7	62.3	62.6	62.4	62.8	62.7	63.1	62.9
	21	63.8	63.5	62.3	63.0	63.3	63.3	62.9	63.0	63.9	64.2	64.1	65.0
	22	63.5	63.2	63.1	64.5	65.0	64.4	63.6	63.4	63.6	63.6	63.7	64.0
	23	—	—	—	—	—	—	—	—	—	—	—	—
	24	64.9	64.5	64.2	63.9	63.8	63.5	63.3	63.2	64.5	64.7	64.8	64.8
	25	64.6	66.7	65.6	64.9	65.1	64.3	64.0	64.3	64.8	65.0	65.2	65.5
	26	63.2	64.1	63.0	64.9	64.8	64.2	63.5	63.3	64.3	64.8	64.9	65.1
	27	65.2	64.9	63.2	63.8	63.6	64.0	63.8	64.1	65.7	65.0	65.0	64.0
	28	61.8	61.8	63.0	63.8	64.6	64.7	64.0	63.5	63.8	64.0	63.8	63.6
	29	66.0	66.0	64.7	63.4	61.5	62.6	63.0	62.7	63.3	63.3	63.4	63.7
	30	—	—	—	—	—	—	—	—	—	—	—	—
31	66.1	66.2	66.2	66.8	66.0	64.5	64.3	63.2	63.3	64.0	64.2	64.6	
Hourly Means	63.80	63.83	63.11	63.31	63.65	63.35	63.28	63.46	64.10	64.25	64.34	64.46	
JUNE.	1	62.2	62.5	62.7	63.9	62.8	61.9	62.2	63.2	62.9	63.1	64.0	64.0
	2	64.0	63.5	64.3	64.1	64.6	64.1	63.0	63.3	64.3	64.2	64.4	65.0
	3	65.0	65.2	64.2	65.8	66.3	65.5	64.5	63.5	64.0	64.1	64.5	64.7
	4	64.8	65.2	63.8	64.2	65.2	65.0	63.7	64.0	64.0	64.3	64.3	64.8
	5	64.4	64.0	64.2	64.2	65.2	66.0	65.1	64.7	64.7	64.7	64.9	65.0
	6	—	—	—	—	—	—	—	—	—	—	—	—
	7	63.2	64.8	65.2	65.7	65.2	65.0	64.4	64.6	64.7	64.9	65.2	65.5
	8	64.9	65.0	63.7	62.7	65.1	64.2	63.5	63.8	65.0	64.9	65.0	65.0
	9	64.7	65.3	65.6	65.2	65.7	65.2	65.0	65.0	65.1	65.2	65.2	65.1
	10	64.1	62.9	61.2	61.8	63.1	62.4	62.3	62.8	63.2	64.0	64.0	64.2
	11	64.0	63.1	62.0	62.3	61.1	61.8	62.0	63.0	63.9	63.7	63.8	64.3
	12	66.4	66.7	65.1	65.8	66.2 ^d	64.9	64.0	63.8	64.3	63.2	64.7	64.2
	13	—	—	—	—	—	—	—	—	—	—	—	—
	14	65.8	64.0	64.0	64.3	62.9	61.8	61.8	60.6	61.4	61.9	62.8	63.2
	15	63.9	64.3	64.5	65.0	64.3	63.9	62.9	63.6	63.7	64.1	64.3	64.4
	16	62.2	63.6	64.0	62.9	64.3	65.8	64.7	63.8	64.5	64.7	65.0	64.8
	17	65.7	65.4	66.6	68.6	66.1	64.6	64.2	64.2	64.7	64.9	64.7	65.0
	18	64.1	64.9	66.0	65.7	66.3	65.2	64.2	64.6	65.1	65.0	65.6	65.0
	19	63.2	64.2	64.5	64.8	64.4	64.2	64.1	64.0	65.0	65.2	65.3	65.2
	20	—	—	—	—	—	—	—	—	—	—	—	—
	21	65.2	67.8	67.0	65.6	64.9	63.9	64.0	63.9	64.1	64.8	65.1	65.8
	22	61.5	63.1	62.3	63.0	63.1	63.6	63.8	64.3	64.9	65.0	65.6	65.3
	23	62.3	64.3	64.4	66.5	65.9	64.6	64.2	64.6	65.4	65.6	65.0	65.7
	24	65.6	65.9	64.6	65.8	66.0	66.8	66.0	65.5	66.4	66.2	66.1	66.0
	25	64.9	65.8	65.2	63.7	65.0	66.9	65.9	65.6	65.3	65.9	65.9	65.8
	26	63.8	65.4	65.9	65.9	67.5	66.0	64.7	65.3	66.0	66.1	65.8	65.6
	27	—	—	—	—	—	—	—	—	—	—	—	—
	28	66.2	66.7	65.8	67.2	67.0	63.9	63.8	64.0	65.3	65.4	65.9	65.9
	29	62.8	65.1	65.7	64.9	66.1	66.9	64.2	64.5	65.3	66.0	66.2	66.2
	30	63.9	64.1	65.6	65.8	65.9	65.7	65.2	65.0	65.2	65.8	66.0	66.3
Hourly Means	64.18	64.72	64.54	64.82	65.01	64.61	63.98	64.05	64.55	64.73	64.97	65.08	

^a Seven minutes late ; omitted in the means.

^b Five minutes late.

^c Three minutes and a half late.

^d Four minutes late.

DECLINATION.												
Zero Scale Division = 153° 0, corresponding to 22° 46' W.												
12h.	13h.	14h.	15h.	16h.	17h.	18h.	19h.	20h.	21h.	22h.	23h.	Means.
Sc. Div.	Sc. Div.	Sc. Div.	Sc. Div.	Sc. Div.	Sc. Div.	Sc. Div.	Sc. Div.	Sc. Div.	Sc. Div.	Sc. Div.	Sc. Div.	Sc. Div.
65°2	65°8	65°2	65°3	65°0	65°2	65°8	66°2	66°9	64°8	62°1	60°0	64°52
65°4	65°6	65°8	65°6	65°0	65°4	65°5	66°0	67°0	65°2	63°9	63°9	64°50
65°2	65°3	65°7	65°4	65°0	65°3	65°8	66°5	66°9	64°5	62°3	61°1	65°05
65°5	65°8	65°8	65°8	65°8	66°0	66°3	67°3	67°8	65°8	64°1	64°3	65°02
65°9	65°8	65°7	65°7	65°4	65°5	66°0	66°3	66°8	64°9	64°5	64°4	65°14
66°1	66°7	65°9	65°8	65°4	65°1	64°8	62°7	64°3	61°6	62°6	63°0	64°55
63°8	63°4	63°3	63°7	63°8	64°0	64°9	64°8	65°3	64°7	62°0	62°6	62°46
64°8	64°7	64°3	64°6	64°9	64°4	64°7	65°9	66°5	65°6	64°7	64°2	64°43
65°1	65°2	65°0	65°0	65°0	65°2	65°8	66°1	66°4	64°5	62°6	62°1	64°92
65°0	65°0	65°1	65°1	65°5	65°9	66°3	66°8	66°8	65°7	63°5	63°9	64°75
65°3	65°0	65°2	65°1	65°2	65°7	66°1	67°1	67°5	65°3	63°1	60°8	65°06
65°3	65°3	65°7	65°8	65°9	66°3	67°0	67°7	69°0	68°2	67°0	64°5	64°89
59°7	62°5	60°8	60°8	60°9	63°1	63°8	64°4	64°9	63°4	61°4	60°5	62°50
62°4	63°9	64°2	64°7	65°3	64°4	65°3	66°4	66°4	65°0	62°3	61°4	62°09
64°0	64°0	64°0	64°2	64°3	64°7	64°9	65°0	66°2	65°1	64°8	63°5	63°35
64°1	63°3	64°0	64°2	65°0	64°9	65°7	66°4	67°7	66°4	65°2	64°3	64°32
63°0	63°5	63°7	64°1	64°3	64°5	65°8	66°8	67°8	66°8	65°2	64°0	63°95
65°0	64°7	64°1	64°5	64°2	65°0	65°1	66°0	67°0	65°0	63°0	62°5	64°10
64°4	64°4	64°5	65°2	65°1	65°8	66°0	66°7	67°8	66°3	65°1	64°7	64°65
65°0	65°0	64°8	65°0	65°2	65°8	66°1	67°0	68°0	66°0	64°9	63°9	64°87
65°3	65°2	64°7	64°9	64°8	65°3	66°0	66°2	66°9	65°0	63°2	62°1	64°98
65°2	65°1	64°8	64°9	65°0	65°2	65°9	66°3	67°6	67°2	65°8	65°0	64°92
64°5	65°2	65°8	65°7	65°0	65°9	65°8	66°2	68°1	66°7	64°7	63°3	64°97
64°1	65°0	65°2	65°2	66°2	65°8	67°4	67°9	68°5	67°5	66°4	66°7	64°93
63°8	64°2	64°1	64°1	64°0	64°9	65°4	66°2	67°9	67°1	66°6	66°0	64°50
64°7	64°8	64°8	65°2	65°3	65°3	66°0	67°0	68°2	67°0	66°5	63°5	65°32
64°53	64°78	64°70	64°83	64°87	65°18	65°70	66°21	67°08	65°59	64°13	63°32	64°41
64°9	65°0	63°9	64°2	64°2	65°0	65°5	66°4	68°0	67°2	65°9	63°6	64°13
64°9	64°9	64°8	64°8	65°1	65°0	65°1	66°2	67°1	67°6	66°3	66°2	64°87
64°5	64°5	64°3	64°7	64°7	65°0	65°2	65°5	67°1	67°2	65°8	65°9	65°07
64°9	64°9	65°0	65°5	65°5	65°7	65°8	66°2	68°2	67°1	65°8	65°1	65°12
66°0	66°1	66°2	66°0	65°5	65°0	65°0	65°7	68°0	67°6	64°5	63°2	65°25
65°4	65°0	65°0	65°1	64°9	64°8	64°9	65°4	67°9	68°2	67°0	65°2	65°30
65°2	65°0	65°0	65°2	65°0	65°6	66°0	66°8	67°8	66°2	64°2	64°0	64°95
65°2	65°7	65°6	65°6	65°7	66°0	66°8	67°8	70°8	70°3	69°0	66°7	66°15
64°4	65°0	65°6	65°3	65°7	66°2	66°2	66°9	70°0	69°0	67°2	64°9	64°68
64°7	64°9	66°8	66°0	65°7	65°9	66°2	67°0	69°6	69°3	67°6	66°8	64°81
65°0	65°0	65°1	65°0	65°5	66°1	66°0	67°1	68°6	68°1	66°9	66°0	65°57
63°8	64°8	64°7	65°3	66°0	65°9	66°2	67°1	68°9	68°0	65°6	64°6	64°39
65°0	65°0	64°9	65°1	65°8	66°1	66°2	67°0	67°7	65°5	63°0	60°9	64°63
65°7	65°3	65°8	65°8	65°9	66°0	65°9	67°2	70°2	70°8	67°7	67°3	65°58
65°1	66°3	65°4	65°8	66°1	67°7	66°8	67°1	69°1	66°9	65°2	65°1	65°89
65°3	65°3	65°3	65°3	65°3	65°8	65°8	65°9	66°9	66°2	65°0	64°6	65°35
65°6	65°9	65°7	65°9	66°1	66°2	66°8	67°4	69°1	68°5	66°4	65°8	65°56
66°0	66°8	66°8	66°1	66°0	66°2	66°8	67°2	68°5	67°2	64°7	62°3	65°70
65°6	65°8	65°9	66°0	66°0	66°0	66°2	66°4	67°6	66°5	64°9	63°6	64°83
65°6	65°8	65°8	65°7	65°9	66°0	66°2	66°3	67°2	65°5	64°3	65°0	65°32
65°9	65°9	66°0	65°9	65°9	66°1	66°4	66°8	67°7	66°0	64°6	64°5	65°94
66°1	66°1	66°0	65°9	66°1	66°0	66°9	68°3	69°8	68°5	66°5	64°4	66°10
65°3	65°5	66°1	66°0	65°9	66°2	66°6	67°4	69°0	68°0	65°8	66°0	66°07
66°2	66°3	67°0	66°2	66°2	66°4	66°9	67°5	69°0	68°0	65°4	63°1	66°05
66°7	66°2	66°5	66°8	66°2	65°6	66°8	66°7	67°6	65°0	63°2	62°8	65°58
65°8	65°0	65°1	65°3	65°2	65°1	65°7	66°4	69°3	68°7	66°9	65°1	65°75
65°34	65°46	65°55	65°56	65°62	65°83	66°11	66°76	68°49	67°58	65°75	64°72	65°33

63°90

64°86

65°21

65°69

DECLINATION.													
Angular Value of one Scale Division of the Declinometer = 0'711. Increasing Numbers denote decreasing Westerly Declination.													
Mean Göttingen Time.	0h.	1h.	2h.	3h.	4h.	5h.	6h.	7h.	8h.	9h.	10h.	11h.	
JULY.	1	64'4	65'2	64'9	64'6	64'2	64'0	63'2	64'7	65'1	65'0	64'9	
	2	62'9	62'5	63'2	64'8	65'9	64'5	63'6	64'0	65'0	65'2	65'5	
	3	63'9	64'2	63'8	63'2	64'5	65'0	64'2	64'2	65'0	65'1	65'2	
	4	—	—	—	—	—	—	—	—	—	—	—	—
	5	65'5	66'2	67'8	68'2	68'3	66'0	64'1	64'8	64'8	65'1	64'9	65'1
	6	63'1	63'5	65'1	67'6	67'6	65'9	64'8	65'1	65'2	64'9	65'2	65'4
	7	65'7	63'8	63'2	62'5	62'4	62'0	61'8	62'3	62'9	64'0	64'2	64'4
	8	63'8	65'2	64'9	62'8	63'1	63'4	62'9	63'4	64'4	64'6	64'3	64'9
	9	65'4	64'6	65'4	64'9	66'1	64'9	64'2	64'2	63'2	63'6	63'3	61'7
	10	65'3	63'0	60'5	60'4	60'8	59'7	59'0	59'4	61'9	61'8	61'6	62'9
	11	—	—	—	—	—	—	—	—	—	—	—	—
	12	61'6	60'4	60'9	63'4	62'0	61'0	61'7	61'0	62'4	62'0	62'8	63'8
	13	63'8	64'2	64'1	65'5	64'0	61'7	62'0	62'0	62'1	63'0	63'0	63'6
	14	59'9	62'3	62'1	62'3	64'0	63'3	62'9	62'8	63'4	63'2	64'0	64'9
	15	63'9	63'3	64'6	63'5	63'1	61'7	62'2	63'0	63'0	63'2	63'3	63'7
	16	61'1	60'9	62'3	61'5	62'2	62'8	61'7	62'2	63'0	63'2	64'0	64'2
	17	63'5	62'2	59'9	62'4	64'7	64'5	62'9	62'4	62'9	63'8	63'4	64'0
	18	—	—	—	—	—	—	—	—	—	—	—	—
	19	64'0	63'0	63'0	64'5	65'5	63'5	62'6	63'2	63'7	63'2	63'8	63'9
	20	61'2	63'2	63'3	64'5	65'8	64'4	64'0	63'9	64'4	64'6	64'3	64'2
	21	62'6	64'9	65'0	65'3	64'9	63'9	64'0	63'9	64'0	64'3	64'1	64'1
	22	63'9	64'9	63'9	61'1	60'9	62'7	62'0	61'9	63'3	63'4	63'7	64'1
	23	65'0	65'0	64'6	64'0	62'9	63'8	63'8	62'9	63'7	64'0	63'7	63'4
	24	60'2	59'9	61'9	63'8	64'8	65'0	63'7	64'0	64'3	64'2	64'0	64'0
	25	—	—	—	—	—	—	—	—	—	—	—	—
	26	61'3	59'2	59'2	61'0	62'4	62'8	62'9	63'8	64'2	64'3	64'8	64'0
	27	63'1	65'2	64'5	63'6	65'0	65'8	64'9	63'9	64'0	64'0	64'1	64'6
	28	63'8	65'0	64'2	63'1	62'1	63'3	62'9	63'3	63'7	63'8	64'2	64'2
	29	64'4	64'1	63'8	63'8	63'8	63'8	63'2	62'7	63'0	63'6	63'8	64'2
	30	62'0	62'2	62'3	62'8	65'0	64'0	63'2	63'8	63'1	63'6	64'1	64'9
	31	62'3	64'8	64'8	64'7	64'1	62'8	62'6	63'1	63'1	63'4	64'0	64'2
August 1	—	—	—	—	—	—	—	—	—	—	—	—	
Hourly Means	63'24	63'44	63'45	63'70	64'08	63'56	63'00	63'18	63'66	63'86	64'03	64'24	
AUGUST.	2	65'7	63'2	62'0	62'8	64'6	64'4	63'8	63'5	64'0	64'1	64'2	
	3	67'5	66'6	65'5	64'5	64'8	64'9	64'1	63'8	63'9	63'8	64'0	
	4	64'1	65'3	67'1	66'2	66'9	64'8	64'1	63'9	64'6	64'7	65'1	
	5	58'7	59'6	59'2	60'8	61'0	61'4	59'3	60'3	60'8	60'3	60'9	
	6	61'2	60'4	60'8	61'8	63'0	63'1	61'5	60'6	62'2	62'7	63'1	
	7	63'2	62'0	62'3	63'4	63'4	62'5	61'5	62'0	63'6	63'3	64'0	
	8	—	—	—	—	—	—	—	—	—	—	—	—
	9	61'2	59'0	59'0	60'8	61'2	61'8	62'2	62'2	63'5	63'5	63'9	
	10	63'1	60'8	59'7	61'1	63'0	62'2	61'9	62'1	63'9	64'2	64'1	
	11	63'0	63'2	62'9	63'2	64'4	64'5	63'7	63'1	63'9	64'1	64'3	
	12	57'8	58'6	59'9	60'8	63'4	64'0	64'0	64'0	64'0	64'3	64'3	
	13	61'1	61'6	61'6	62'5	65'0	64'0	63'1	62'9	63'7	64'4	64'7	
	14	63'3	60'0	59'1	61'1	61'7	60'2	60'7	62'2	63'8	63'6	63'9	
	15	—	—	—	—	—	—	—	—	—	—	—	—
	16	63'0	62'5	63'4	64'2	64'7	64'2	64'2	63'1	64'0	64'0	64'0	
	17	61'2	60'2	60'8	62'5	64'0	63'5	62'3	63'7	64'6	63'9	64'0	
	18	61'0	63'3	63'9	66'3	66'9	65'1	63'3	63'3	64'8	64'2	64'0	
	19	60'0	61'9	62'0	61'0	63'4	64'5	64'2	63'4	64'0	64'0	63'8	
	20	63'0	63'2	63'5	63'9	65'5	67'0	65'0	62'7	63'8	63'8	63'9	
	21	63'6	62'5	63'5	65'2	66'9	67'0	65'6	64'1	64'0	63'9	64'2	
	22	—	—	—	—	—	—	—	—	—	—	—	—
	23	59'1	59'9	61'3	63'2	65'0	64'8	62'9	62'3	63'6	62'8	63'0	
	24	55'4	55'8	56'3	58'7	62'7	64'1	62'7	62'0	63'0	63'3	63'6	
	25	62'0	61'6	58'1	58'5	58'4	58'3	61'1	61'0	61'9	61'9	62'1	
	26	65'0	62'4	60'9	62'2	62'3	62'9	62'4	62'5	63'0	63'0	63'2	
	27	61'8	61'1	60'3	60'8	63'4	64'1	64'0	63'1	63'3	64'0	64'1	
	28	61'3	61'4	62'2	62'6	63'3	64'6	62'3	61'6	62'7	62'3	63'0	
	29	—	—	—	—	—	—	—	—	—	—	—	—
	30	64'1	64'5	64'0	64'8	64'9	62'4	61'8	61'9	62'7	63'2	63'8	
	31	62'0	62'0	60'8	63'5	64'5	62'7	62'2	62'6	63'3	64'0	63'8	
	Hourly Means	62'02	61'64	61'54	62'55	63'78	63'58	62'84	62'61	63'48	63'51	63'78	63'84

DECLINATION.

Zero Scale Division = 153° 0, corresponding to 22° 46' W.

12h.	13h.	14h.	15h.	16h.	17h.	18h.	19h.	20h.	21h.	22h.	23h.	Means.
Sc. Div. 65°9	Sc. Div. 65°8	Sc. Div. 65°9	Sc. Div. 66°0	Sc. Div. 66°2	Sc. Div. 66°2	Sc. Div. 66°2	Sc. Div. 67°3	Sc. Div. 69°3	Sc. Div. 69°0	Sc. Div. 67°7	Sc. Div. 65°2	Sc. Div. 65°67
65°8	65°8	65°9	65°9	66°2	66°7	66°8	67°8	69°2	68°5	66°1	65°1	65°52
—	—	—	—	—	—	—	—	—	—	—	—	65°59
65°9	66°0	66°4	66°2	66°5	66°8	66°9 ^a	67°2	69°0	68°1	66°3	65°1	65°17
65°6	65°8	65°7	65°9	66°2	66°8	68°1	67°9	69°1	67°9	65°1	63°1	66°20
65°4	65°4	65°4	65°7	66°8	66°9	67°2	68°0	69°8	69°8	68°8	66°2	64°78
65°2	65°4	65°4	65°9	66°8	66°9	67°1	67°8	69°0	67°9	64°7	63°5	64°82
65°1	65°6	65°5	65°3	65°2	55°5	65°9	66°3	67°3	66°8	65°4	64°2	64°16
59°9	60°1	58°0	63°3	62°9	64°4	66°3	67°1	67°1	66°9	66°7	65°6	63°34
—	—	—	—	—	—	—	—	—	—	—	—	63°53
63°9	64°6	66°1	64°8	64°0	65°1	65°0	66°7	67°7	67°3	64°6	64°0	63°89
64°2	63°5	64°9	64°3	64°2	64°0	64°6	66°2	68°6	67°8	65°4	64°0	64°01
64°0	64°3	64°8	64°2	64°3	64°8	65°3	66°3	68°1	66°1	62°1	60°0	64°04
64°8	64°7	64°1	63°9	64°0	64°4	65°3	66°6	68°8	67°0	64°5	63°0	63°90
63°8	64°0	64°0	64°2	64°5	64°9	65°5	66°5	68°0	66°0	64°4	62°1	63°96
64°6	64°9	65°0	65°2	65°1	65°3	65°8	66°7	68°2	66°2	64°4	63°2	64°12
—	—	—	—	—	—	—	—	—	—	—	—	64°47
64°4	65°0	64°5	64°3	64°7	64°9	65°1	66°2	66°5	65°2	64°0	63°6	64°56
64°0	64°5	64°8	64°8	64°8	64°8	65°0	65°6	66°7	65°5	63°1	61°3	64°17
64°4	64°2	64°2	64°8	64°9	65°2	65°7	66°8	68°1	66°2	63°0	61°9	64°35
64°2	64°8	64°9	65°0	65°6	65°0	65°4	65°7	67°5	64°9	62°9	62°6	63°59
64°5	64°9	65°4	65°2	64°8	65°1	65°6	66°9	67°9	66°5	64°2	63°2	64°69
63°6	64°1	64°0	63°9	64°0	64°6	65°2	66°3	67°4	66°0	62°7	60°4	64°46
—	—	—	—	—	—	—	—	—	—	—	—	64°32
64°2	64°2	64°0	64°0	64°3	64°8	65°4	67°0	68°8	68°3	66°0	63°5	64°19
63°8	63°8	63°5	64°2	64°5	64°7	64°9	65°8	66°9	66°4	65°0	62°8	64°82
64°3	64°6	64°1	64°1	63°9	64°3	64°4	65°8	68°5	67°5	65°0	63°4	64°50
64°8	64°2	64°8	65°0	65°2	65°2	65°5	66°1	67°6	66°3	64°8	64°0	64°35
64°7	64°5	64°4	65°0	64°8	65°0	65°3	66°0	67°1	65°6	64°0	63°0	63°59
65°1	65°0	65°1	64°0	64°1	64°2	65°3	66°5	68°2	67°0	63°7	61°4	64°69
—	—	—	—	—	—	—	—	—	—	—	—	64°46
65°0	65°0	65°2	65°1	65°2	65°2	66°0	67°0	68°9	67°8	66°2	65°2	64°32
64°49	64°62	64°67	64°82	64°95	65°25	65°73	66°67	68°12	66°98	64°84	63°36	64°19
65°0	65°5	65°5	65°1	65°1	65°0	65°3	65°9	67°6	67°2	65°0	65°0	64°75
64°5	64°9	64°9	65°0	64°9	65°0	64°3	65°2	67°9	66°2	65°3	65°0	65°02
65°5	66°0	66°1	67°8	63°0	59°1	62°0	65°0	68°2	67°8	64°0	61°1	64°90
62°1	64°6	63°6	65°0	65°3	64°8	64°6	65°1	66°3	64°9	63°0	61°5	62°32
62°9	64°0	62°8	63°7	63°9	64°5	64°9	65°3	68°2	67°2	64°9	63°4	63°30
—	—	—	—	—	—	—	—	—	—	—	—	63°59
62°9	63°4	63°8	64°1	63°8	65°0	64°3	66°9	67°8	65°3	63°4	61°0	63°67
63°9	63°9	64°0	64°0	64°5	65°8	65°8	68°0	70°2	67°5	64°6	64°1	63°66
64°8	64°9	64°8	64°3	64°7	65°0	65°2	66°1	67°2	65°5	62°9	62°0	64°11
64°8	64°8	64°7	64°9	64°9	64°9	65°8	66°1	67°8	65°3	61°3	58°4	63°79
64°2	64°4	64°7	64°9	65°0	65°1	65°8	67°0	68°8	66°4	63°8	61°1	64°75
65°1	65°1	65°2	65°2	65°3	65°7	65°9	67°0	68°8	67°6	67°2	66°3	63°49
—	—	—	—	—	—	—	—	—	—	—	—	64°20
64°2	64°1	64°2	64°2	64°4	64°9	65°8	66°9	67°1	66°3	64°6	63°9	64°27
63°9	64°1	64°4	64°5	64°9	65°1	65°1	66°3	66°9	65°0	63°6	62°0	64°41
64°2	64°4	64°7	64°3	65°0	65°8	65°6	67°2	69°0	67°0	63°0	60°3	64°78
64°2	63°3	64°5	64°8	64°1	64°5	65°0	66°7	67°8	65°0	62°4	60°7	63°75
64°1	64°1	64°2	64°9	65°4	65°5	66°6	68°0	69°3	67°5	65°5	64°6	62°64
64°5	64°6	64°8	64°7	64°9	65°2	65°6	67°1	68°0	67°5	64°6	64°0	62°33
—	—	—	—	—	—	—	—	—	—	—	—	62°19
62°0	61°9	62°6	62°5	62°6	62°5	63°3	65°0	66°2	64°2	62°0	60°6	63°20
63°0	63°0	63°2	63°2	63°4	63°6	64°0	65°3	65°9	63°0	58°8	56°0	63°72
63°2	63°0	62°9	62°9	62°9	63°3	64°2	66°1	66°9	64°9	62°8	62°0	63°68
63°0	62°5	62°1	61°8	61°4	61°9	62°5	64°9	67°1	66°3	65°7	65°7	63°93
63°7	63°1	63°1	62°9	63°1	63°9	64°5	65°4	65°2	64°0	62°6	62°1	63°30
64°0	63°9	64°2	64°1	64°2	64°0	65°0	66°0	66°5	65°6	64°4	63°0	63°60
—	—	—	—	—	—	—	—	—	—	—	—	63°60
64°0	64°1	64°1	64°1	64°3	64°5	64°9	66°1	67°5	65°6	64°5	64°0	63°80
63°9	64°0	63°7	63°8	63°9	64°1	64°0	65°5	66°6	65°1	64°0	63°8	63°30
64°0	63°9	63°9	63°6	63°3	63°8	64°3	65°0	65°1	63°3	61°7	61°7	63°60
63°91	64°04	64°10	64°24	64°16	64°33	64°78	66°12	67°46	65°82	63°68	62°43	63°60

^a Five minutes late.

HORIZONTAL FORCE.												
One Scale Division = '00019 parts of the H. F. Change in the Magnetic moment of the Bar for 1° Fah°. = '00028.												
Mean Gottin- tingen Time. }	0h.	1h.	2h.	3h.	4h.	5h.	6h.	7h.	8h.	9h.	10h.	11h.
	Sc. Div.	Sc. Div.	Sc. Div.	Sc. Div.	Sc. Div.	Sc. Div.	Sc. Div.	Sc. Div.	Sc. Div.	Sc. Div.	Sc. Div.	Sc. Div.
MARCH. 1	—	—	—	—	—	—	—	—	—	—	—	—
2	—	—	—	—	—	—	—	—	—	—	—	—
3	—	—	—	—	—	—	—	—	—	—	—	—
4	39·9	37·8	38·0	35·0	34·4	35·9	34·8	33·1	34·1	34·0	35·0	37·2
5	40·1	40·2	40·6	39·0	40·1	39·1	37·1	35·8	35·6	36·1	32·8	34·2
6	41·3	41·7	40·2	34·2	36·3	35·9	35·3	35·8	36·9	37·3	38·6	38·1
7	46·0	46·2	43·2	40·0	37·1	35·9	36·1	34·2	33·0	36·2	37·1	43·6
8	48·8	47·9	47·2	46·1	44·4	43·0	39·3	36·9	37·8	37·0	38·0	38·4
9	48·9	49·4	47·6	45·5	45·0	43·5	41·9	42·2	41·0	41·9	42·1	41·9
10	—	—	—	—	—	—	—	—	—	—	—	—
11	49·6	48·4	47·0	46·3	45·7	44·9	44·7	43·9	43·1	43·1	42·0	40·9
12	53·8	51·7	50·1	48·7	46·8	44·0	43·0	43·1	42·6	42·8	42·8	44·5
13	56·2	55·5	53·9	52·0	50·0	48·0	46·9	47·9	47·8	48·1	47·0	47·9
14	56·3	55·3	53·8	51·5	50·0	49·2	48·8	48·7	48·9	50·1	50·0	48·1
15	56·9	54·3	54·2	53·1	51·5	50·1	49·8	49·0	49·1	49·4	49·4	49·8
16	60·0	59·3	58·2	55·3	52·7	50·7	49·2	49·0	49·0	49·2	49·4	50·0
17	—	—	—	—	—	—	—	—	—	—	—	—
18	65·2	64·0	62·9	60·0	58·0	55·5	53·8	51·6	49·3	48·4	49·1	48·2
19	57·8	57·2	56·7	55·3	54·0	51·7	50·4	48·9	47·8	49·2	48·3	48·9
20	56·3	54·8	53·8	51·2	49·9	49·8	49·1	48·8	48·9	48·0	48·0	49·9
21	56·4	54·9	54·2	53·4	51·8	50·1	49·8	49·2	49·4	49·2	48·8	50·2
22	61·3	61·4	59·8	57·2	54·3	52·2	50·8	50·5	50·0	49·2	49·9	50·3
23	61·7	61·2	59·1	55·8	53·0	50·9	50·0	50·0	49·2	49·3	49·3	49·7
24	—	—	—	—	—	—	—	—	—	—	—	—
25	64·9	64·7	63·0	60·8	57·0	54·5	52·8	50·5	49·3	49·0	49·9	50·3
26	59·3	58·6	57·4	55·0	53·2	52·8	53·0	53·0	52·3	52·8	53·9	54·7
27	59·3	59·1	58·4	56·6	54·2	53·9	52·6	49·9	51·4	50·8	51·0	51·9
28	61·2	59·9	58·2	56·0	54·0	54·6	53·9	50·1	49·5	51·8	52·8	52·9
29	58·0	56·9	56·2	57·1	53·8	55·2	52·1	51·9	52·9	49·3	44·3	41·0
30	47·7	48·4	46·5	44·2	46·5	46·1	41·8	42·5	43·0	43·8	40·2	46·4
31	—	—	—	—	—	—	—	—	—	—	—	—
Hourly Means	54·45	53·70	52·51	50·39	48·90	47·81	46·54	45·69	45·49	45·67	45·40	46·21
TEMPERATURE OF THE BIFILAR MAGNET.												
	°	°	°	°	°	°	°	°	°	°	°	°
MARCH. 1	—	—	—	—	—	—	—	—	—	—	—	—
2	—	—	—	—	—	—	—	—	—	—	—	—
3	—	—	—	—	—	—	—	—	—	—	—	—
4	71·3	71·0	73·1	73·9	74·5	74·9	74·9	74·7	74·1	73·7	73·0	73·9
5	71·2	71·3	71·7	71·9	72·2	72·7	72·9	73·0	72·9	72·7	72·4	72·0
6	71·4	71·9	72·4	72·7	73·0	73·4	73·8	73·9	73·6	73·0	72·8	72·9
7	71·7	72·0	72·5	73·0	73·7	74·0	74·6	74·9	74·3	73·9	73·4	73·0
8	71·9	72·7	73·5	74·4	74·9	75·7	75·9	75·8	75·2	74·6	73·9	73·7
9	72·0	72·8	73·3	73·8	74·1	74·7	75·0	75·0	74·8	74·0	73·6	73·1
10	—	—	—	—	—	—	—	—	—	—	—	—
11	71·9	72·8	73·7	74·5	75·0	75·4	75·8	75·9	75·6	74·9	74·2	73·8
12	72·7	73·2	73·9	74·8	75·8	76·1	76·1	76·1	75·4	74·9	74·1	73·9
13	72·6	73·0	73·9	74·4	75·0	75·7	76·0	76·0	75·4	74·9	74·1	73·7
14	72·5	72·9	73·3	73·8	74·1	74·7	74·7	74·3	73·9	73·4	73·0	72·9
15	71·9	72·0	72·7	73·1	73·7	73·9	74·0	73·9	73·6	73·0	72·8	72·5
16	71·8	72·2	73·0	73·6	73·9	74·0	74·1	74·0	73·7	73·1	72·7	72·2
17	—	—	—	—	—	—	—	—	—	—	—	—
18	71·0	71·9	72·6	72·9	73·0	73·0	73·6	73·6	73·3	72·9	72·4	72·0
19	71·2	71·9	72·7	73·4	73·9	74·1	74·1	74·0	73·5	73·0	72·7	72·1
20	71·2	72·0	73·1	74·0	75·0	75·3	75·4	75·2	74·9	74·2	73·8	73·1
21	72·0	72·9	73·2	73·7	74·0	74·6	75·0	75·0	74·6	73·9	73·6	73·1
22	72·1	72·9	73·6	74·0	74·9	75·7	76·0	76·0	75·2	74·8	74·0	73·5
23	72·8	73·9	74·8	75·7	76·4	76·8	76·9	76·7	76·1	75·4	74·9	74·0
24	—	—	—	—	—	—	—	—	—	—	—	—
25	72·3	73·0	73·5	73·9	74·2	74·4	74·4	74·0	73·9	73·6	73·0	73·0
26	72·1	72·5	72·8	73·1	73·3	73·5	73·7	73·6	73·1	72·9	72·6	72·3
27	71·7	71·9	72·1	72·9	73·0	73·0	72·8	72·2	72·0	72·0	72·0	71·8
28	71·7	72·4	72·9	73·3	73·9	74·4	74·7	74·5	74·0	73·2	72·9	72·2
29	72·3	73·0	73·7	74·9	74·8	75·0	75·0	74·9	74·4	73·8	73·0	72·8
30	72·0	72·9	73·1	74·0	74·8	74·9	75·0	75·1	74·9	74·9	74·2	74·0
31	—	—	—	—	—	—	—	—	—	—	—	—
Hourly Means	71·89	72·46	73·13	73·70	74·21	74·58	74·77	74·68	74·27	73·78	73·29	72·98

HORIZONTAL FORCE.

One Scale Division = '00019 parts of the H.F. Change in the Magnetic moment of the Bar for 1° Fah°. = '00028.

12h.	13h.	14h.	15h.	16h.	17h.	18h.	19h.	20h.	21h.	22h.	23h.	Daily and Monthly Means.
—	—	—	—	—	—	—	—	—	—	—	—	—
—	—	—	—	—	—	—	—	—	—	—	—	—
—	—	—	—	—	—	—	—	—	—	—	—	—
35·1	36·0	37·1	37·9	37·8	38·1	36·8	37·7	36·6	38·8	41·1	42·7	36·87
35·8	39·0	37·0	37·2	37·7	41·8	39·5	38·7	40·2	43·2	44·0	44·0	38·70
37·2	39·0	39·5	39·8	40·1	42·9	41·8	43·3	41·3	42·1	43·5	43·9	39·42
40·0	38·8	39·7	43·0	44·0	42·1	42·3	43·2	44·6	41·8	46·2	47·9	40·92
39·0	39·4	43·0	43·0	41·3	42·3	42·2	43·4	43·4	45·3	46·9	47·8	42·57
—	—	—	—	—	—	—	—	—	—	—	—	—
44·9	45·0	45·0	44·8	44·8	45·2	46·4	46·4	47·2	48·5	48·9	50·6	45·36
42·0	43·0	44·4	45·5	45·6	46·0	46·4	46·8	48·2	50·1	52·0	53·3	45·95
45·0	43·8	44·9	44·4	45·1	46·9	47·5	48·9	50·3	52·2	54·2	55·0	47·17
48·3	48·9	48·0	48·9	49·1	49·2	49·2	49·8	51·4	53·2	55·0	56·0	50·34
48·9	49·1	50·0	50·0	50·1	50·6	51·0	51·4	53·1	55·3	56·4	57·2	51·41
49·7	50·7	50·8	51·2	51·5	51·8	51·6	51·8	52·6	53·9	56·0	58·2	51·93
—	—	—	—	—	—	—	—	—	—	—	—	—
52·8	53·0	53·7	53·8	54·0	55·6	55·6	55·9	56·4	58·7	61·9	64·0	54·47
50·2	51·3	52·8	52·3	52·9	52·1	53·3	52·8	53·8	55·5	56·6	57·8	54·47
49·7	49·9	51·0	51·0	51·2	52·2	52·3	53·4	53·8	54·4	57·0	56·7	52·45
50·8	51·6	51·6	52·0	52·5	53·0	53·8	53·0	54·0	54·2	56·0	57·1	52·00
50·8	50·9	51·4	51·7	52·7	53·1	53·4	53·6	54·7	58·8	60·4	62·6	52·98
51·2	52·0	52·0	52·1	53·0	53·9	53·8	54·4	55·5	56·8	59·0	60·7	54·22
—	—	—	—	—	—	—	—	—	—	—	—	—
51·2	52·0	52·5	52·6	53·0	53·3	53·7	54·4	56·4	58·8	61·8	64·2	54·29
50·8	51·4	51·6	52·0	52·3	53·0	53·4	53·6	54·2	55·6	58·1	59·3	54·67
54·9	54·0	54·2	55·0	55·1	55·2	55·3	55·4	55·6	57·4	58·1	58·8	55·21
52·4	54·5	53·0	53·2	53·7	53·9	54·3	55·3	56·7	59·0	60·3	61·6	54·87
53·1	54·1	54·8	55·0	55·4	56·3	56·1	56·5	57·5	57·3	57·0	58·4	55·27
40·0	41·3	47·9	47·3	49·8	47·8	50·1	53·1	52·0	50·8	49·6	50·1	50·35
—	—	—	—	—	—	—	—	—	—	—	—	—
47·4	48·8	48·7	49·5	50·0	50·9	50·9	52·1	51·2	51·9	53·6	54·0	47·75
46·72	47·39	48·11	48·47	48·86	49·47	49·61	50·20	50·86	52·23	53·90	55·08	49·32

TEMPERATURE OF THE BIFILAR MAGNET.

°	°	°	°	°	°	°	°	°	°	°	°	°
—	—	—	—	—	—	—	—	—	—	—	—	—
—	—	—	—	—	—	—	—	—	—	—	—	—
—	—	—	—	—	—	—	—	—	—	—	—	—
72·8	72·4	72·0	71·9	71·8	71·6	71·4	71·3	71·1	71·2	71·2	71·2	72·62
71·9	71·7	71·3	71·2	71·0	71·0	70·9	70·9	70·8	70·9	70·9	71·0	71·68
72·7	72·0	71·6	71·3	71·1	71·0	70·9	70·8	70·7	70·7	70·9	71·0	72·06
72·5	72·1	71·9	71·3	71·1	71·0	70·9	70·8	70·8	70·7	70·9	71·2	72·34
72·9	72·7	72·1	71·9	71·8	71·6	71·3	71·3	71·2	71·0	71·0	71·1	73·00
—	—	—	—	—	—	—	—	—	—	—	—	—
71·9	71·7	71·5	71·2	71·0	71·1	70·5	70·3	70·1	70·3	70·7	71·1	72·40
73·1	72·9	72·7	72·4	72·0	71·9	71·8	71·6	71·4	71·3	71·7	72·0	73·26
73·5	73·1	72·6	72·1	72·0	71·8	71·5	71·4	71·3	71·3	71·6	71·9	73·38
73·2	73·0	72·7	72·4	72·1	71·9	71·8	71·6	71·5	71·5	71·7	71·9	73·33
72·6	72·1	71·9	71·9	71·8	71·7	71·1	71·1	71·2	71·0	71·1	71·5	72·60
72·1	72·0	71·9	71·6	71·3	71·3	71·1	71·0	70·9	70·9	71·0	71·1	72·22
—	—	—	—	—	—	—	—	—	—	—	—	—
71·1	71·0	70·7	70·4	70·2	70·0	70·0	70·0	69·9	70·0	70·1	70·7	71·77
71·7	71·3	71·0	70·8	70·6	70·3	70·1	70·0	70·0	70·1	70·5	70·9	71·65
71·9	71·5	71·5	71·0	70·8	70·5	69·9	69·9	69·8	69·8	70·1	70·7	71·83
72·8	72·2	72·0	71·9	71·6	71·1	70·9	70·7	70·5	70·3	70·7	71·1	72·62
72·7	72·5	72·0	71·8	71·5	71·2	70·9	70·9	70·8	70·8	71·0	71·7	72·64
72·9	72·7	72·0	71·9	71·7	71·2	70·9	70·8	70·7	70·7	71·0	71·8	72·96
—	—	—	—	—	—	—	—	—	—	—	—	—
72·9	72·7	72·4	72·1	72·0	71·8	71·6	71·6	71·5	71·6	71·9	72·1	73·69
72·8	72·5	72·4	72·2	72·1	72·0	72·0	71·9	71·8	71·9	71·9	72·0	72·86
72·1	72·0	71·9	71·8	71·7	71·6	71·4	71·3	71·1	71·4	71·1	71·4	72·26
71·7	71·6	71·2	71·0	71·0	70·0	70·6	70·6	70·6	70·7	70·8	71·0	71·63
71·9	71·8	71·5	71·1	71·0	70·9	70·8	70·7	70·6	70·6	70·9	71·5	72·23
72·2	72·0	71·9	71·8	71·5	71·0	71·0	70·9	70·9	71·0	71·1	71·5	72·67
—	—	—	—	—	—	—	—	—	—	—	—	—
71·7	71·4	71·0	70·9	70·7	70·4	70·2	70·1	70·2	70·4	70·8	71·1	72·45
72·40	72·12	71·82	71·58	71·39	71·22	70·98	70·89	70·81	70·84	71·02	71·35	72·51

HORIZONTAL FORCE.													
One Scale Division = '00019 parts of the H. F. Change in the Magnetic moment of the Bar for 1° Fah ^t . = '00028.													
Mean Göttingen Time. } }	0h.	1h.	2h.	3h.	4h.	5h.	6h.	7h.	8h.	9h.	10h.	11h.	
APRIL.	1	51'2	57'7	51'3	49'0	48'4	47'4	46'1	45'3	45'8	44'0	47'1	45'2
	2	54'0	55'5	55'2	52'3	48'0	46'1	42'9	47'9	44'1	48'0	47'2	48'2
	3	54'4	54'8	54'3	52'5	47'0	43'1	42'3	44'4	45'2	46'0	47'3	47'9
	4	56'0	55'8	55'0	53'8	51'2	50'8	49'8	48'8	49'0	49'0	49'7	49'7
	5	61'1	63'1	62'2	60'0	57'8	54'2	52'1	52'3	52'1	52'8	52'9	52'9
	6	56'8	57'1	57'4	56'0	52'7	50'9	50'9	51'8	51'7	51'7	54'4	55'0
	7	—	—	—	—	—	—	—	—	—	—	—	—
	8	61'9	62'0	60'0	57'9	56'7	55'9	55'2	53'8	52'5	52'3	52'1	52'1
	9	66'3	66'4	64'1	60'0	57'3	56'0	54'9	56'2	56'8	56'6	55'9	—
	10	63'1	61'0	59'0	56'0	57'3	56'2	56'4	55'0	55'0	54'4	55'0	55'1
	11	61'1	61'0	59'8	57'8	56'3	54'8	54'0	53'8	53'1	53'7	53'7	54'1
	12	62'4	61'8	59'5	57'9	57'0	56'0	54'7	54'1	54'4	54'9	55'0	55'8
	13	65'3	65'8	63'4	60'6	58'8	56'5	55'7	54'7	54'8	54'5	54'7	54'7
	14	—	—	—	—	—	—	—	—	—	—	—	—
	15	67'3	64'9	61'5	58'0	55'7	54'0	52'8	51'5	50'8	50'4	50'2	50'8
	16	63'0	62'3	61'5	59'9	57'0	53'0	51'1	51'7	51'7	52'2	52'6	53'4
	17	35'0	31'2	33'0	32'9	31'1	31'0	31'7	30'3	28'9	33'8	37'1	38'9
	18	63'0	61'6	57'4	55'9	55'0	52'1	51'7	50'7	50'6	50'7	48'9	47'6
	19	56'0	56'0	55'4	54'7	54'3	53'1	51'1	50'5	50'7	51'2	51'4	51'6
	20	62'2	62'0	60'0	57'6	56'0	55'9	54'0	52'9	52'1	52'9	53'4	53'6
	21	—	—	—	—	—	—	—	—	—	—	—	—
	22	62'8	62'4	60'2	57'7	55'9	54'3	52'6	52'1	52'9	53'2	54'0	54'2
	23	62'8	63'1	62'0	59'0	57'4	56'4	55'9	55'1	55'6	55'4	55'9	56'0
	24	66'6	67'1	64'0	61'6	59'3	57'8	56'1	55'2	55'2	55'1	55'2	55'7
	25	65'0	64'8	58'9	55'7	54'5	54'6	50'9	46'1	47'0	50'1	52'1	51'2
	26	59'8	56'1	56'3	54'5	51'9	47'1	47'1	47'7	48'4	49'4	49'9	50'1
	27	60'3	60'7	58'2	56'2	54'2	52'0	49'9	51'0	51'4	51'1	50'9	52'9
	28	—	—	—	—	—	—	—	—	—	—	—	—
	29	60'3	59'1	57'9	56'2	53'1	51'9	50'9	48'8	50'8	52'0	52'6	53'3
	30	62'3	60'2	59'7	57'3	55'8	53'8	52'7	50'7	50'7	51'1	52'0	53'0
Hourly Means	60'00	59'52	57'97	55'81	53'83	52'11	50'90	50'48	50'43	51'02	51'58	51'72	

TEMPERATURE OF THE BIFILAR MAGNET.													
APRIL.	1	71'9	72'4	72'8	73'1	73'8	74'1	74'3	74'2	73'9	73'3	73'4	73'7
	2	72'2	73'0	73'5	73'8	73'9	73'9	73'9	73'7	73'0	72'9	72'6	72'1
	3	72'0	72'8	73'1	73'8	74'1	74'1	74'0	73'9	73'7	73'2	72'9	72'7
	4	71'0	71'1	71'7	72'1	72'5	72'7	72'8	72'6	72'1	71'9	71'7	71'5
	5	70'7	71'0	71'7	72'0	72'6	72'8	72'9	72'9	72'2	71'9	71'7	71'4
	6	70'1	70'4	70'7	70'9	71'1	71'1	71'0	71'0	70'8	70'6	70'4	70'1
	7	—	—	—	—	—	—	—	—	—	—	—	—
	8	70'1	70'8	71'2	71'9	72'1	72'2	72'2	72'0	71'7	71'3	71'0	70'8
	9	70'7	70'9	71'3	71'8	71'9	72'1	72'2	72'1	71'8	71'4	71'0	—
	10	70'8	70'9	71'4	71'7	71'8	71'9	71'8	71'7	71'4	71'1	71'0	71'0
	11	71'0	71'2	71'7	72'0	72'3	72'4	72'3	72'0	71'9	71'7	71'2	71'0
	12	70'6	71'0	71'2	71'4	71'8	72'3	72'7	72'7	72'2	71'9	71'7	71'2
	13	70'7	71'2	72'0	72'8	73'3	73'7	73'9	73'5	73'3	72'8	72'4	72'0
	14	—	—	—	—	—	—	—	—	—	—	—	—
	15	71'0	71'9	72'8	73'6	74'2	74'9	74'9	74'5	73'9	73'6	73'0	72'4
	16	70'4	70'9	71'8	72'7	73'5	73'8	73'9	73'6	73'1	72'6	72'1	71'8
	17	71'4	71'9	72'7	73'0	73'9	73'9	73'9	73'9	73'9	73'4	73'3	72'9
	18	71'1	71'9	72'5	73'3	73'9	73'9	73'9	73'7	73'2	72'8	72'6	71'9
	19	70'9	71'8	72'3	72'9	73'0	73'0	72'9	72'7	72'5	72'1	71'9	71'3
	20	70'4	71'0	71'4	71'9	72'3	72'7	72'3	72'1	72'0	71'9	71'4	71'1
	21	—	—	—	—	—	—	—	—	—	—	—	—
	22	70'9	71'7	72'1	72'9	73'4	73'8	73'8	73'6	73'0	72'6	72'1	71'9
	23	70'9	71'3	71'7	71'9	72'5	72'7	72'8	72'3	72'0	71'8	71'7	71'5
	24	70'9	71'4	71'9	72'7	73'0	73'2	73'0	72'8	72'4	71'9	71'9	71'7
	25	70'3	70'8	71'0	71'5	71'8	71'9	71'9	71'7	71'6	71'6	71'3	71'0
	26	70'6	71'0	71'7	72'1	72'8	73'1	73'6	73'3	72'9	72'1	71'9	71'3
	27	70'1	70'8	71'2	71'8	72'1	72'2	72'7	72'4	72'0	71'8	71'3	70'9
	28	—	—	—	—	—	—	—	—	—	—	—	—
	29	70'2	70'8	71'0	71'4	71'9	72'2	72'2	72'0	71'8	71'3	71'0	70'9
	30	70'7	71'4	72'1	72'6	72'8	72'8	72'4	72'1	71'7	71'1	70'9	70'7
Hourly Means	70'83	71'36	71'87	72'37	72'78	72'98	73'01	72'81	72'46	72'10	71'82	71'55	

HORIZONTAL FORCE.

One Scale Division = .00019 parts of the H. F. Change in the Magnetic moment of the Bar for 1° Fah°, = .00028

12h.	13h.	14h.	15h.	16h.	17h.	18h.	19h.	20h.	21h.	22h.	23h.	Daily and Monthly Means.
Sc. Div. 46.6	Sc. Div. 48.0	Sc. Div. 42.2	Sc. Div. 53.1	Sc. Div. 50.8	Sc. Div. 50.5	Sc. Div. 51.4	Sc. Div. 50.9	Sc. Div. 50.2	Sc. Div. 51.5	Sc. Div. 50.8	Sc. Div. 52.8	Sc. Div. 49.09
49.0	50.0	50.5	50.2	51.8	51.2	49.9	50.2	51.2	49.9	52.0	52.1	49.89
48.1	49.1	49.0	50.0	52.4	51.3	50.4	50.4	51.7	53.7	55.3	56.0	49.86
52.8	52.3	53.0	53.7	53.0	53.8	53.8	54.2	55.4	57.5	59.8	61.8	53.32
54.0	59.0	55.0	54.4	53.1	52.1	51.9	52.9	54.1	55.4	56.1	56.2	55.32
—	—	—	—	—	—	—	—	—	—	—	—	—
54.1	53.0	53.0	54.0	54.1	54.2	54.5	54.9	55.4	56.6	58.4	60.0	54.52
52.8	53.1	55.5	54.7	54.8	54.9	55.4	56.0	58.1	60.2	62.5	65.0	56.47
—	55.6	55.9	56.1	57.0	57.7	57.8	57.4	57.7	59.8	62.0	62.3	58.63
54.7	54.0	54.9	55.0	55.8	56.0	56.1	56.1	56.9	57.2	58.4	59.9	56.60
53.1	54.7	55.3	56.0	55.4	56.0	57.7	57.4	57.4	57.6	60.0	61.8	56.48
55.9	56.0	56.2	56.7	56.9	57.6	57.8	57.7	59.1	61.2	62.9	64.5	57.75
—	—	—	—	—	—	—	—	—	—	—	—	—
56.9	57.1	58.0	58.0	57.1	59.0	59.3	57.6	58.3	60.0	63.0	65.1	58.70
51.5	52.0	52.3	53.1	53.9	54.0	54.6	54.8	55.7	58.4	60.5	62.0	55.45
53.0	53.0	55.8	55.1	55.7	56.8	64.5	60.1	52.9	49.8	44.0	40.4	54.60
39.5	48.1	46.6	45.7	47.7	49.1	49.7	51.8	52.5	55.4	62.8	64.4	42.01
46.9	48.5	50.2	50.9	51.2	51.3	51.7	52.5	53.4	54.6	56.2	56.9	52.89
52.3	52.6	53.1	53.4	53.8	54.1	54.4	54.9	56.5	58.8	60.0	61.3	54.22
—	—	—	—	—	—	—	—	—	—	—	—	—
55.1	55.1	55.1	55.9	55.7	56.6	57.0	56.9	57.4	58.8	60.0	61.5	56.57
54.5	55.2	55.9	56.2	56.5	57.3	57.7	57.7	58.4	59.9	61.8	62.9	56.93
56.1	56.5	56.1	56.4	56.8	57.7	58.1	57.2	57.6	59.2	61.1	63.3	57.95
56.0	56.5	56.7	56.5	56.2	56.8	56.6	58.2	58.6	60.5	63.5	63.5	58.69
49.4	53.2	53.0	53.9	53.9	55.9	55.3	55.7	56.8	58.1	60.3	63.0	54.97
50.7	56.8	53.4	53.0	54.9	54.6	54.1	53.5	54.9	55.5	57.6	58.5	53.16
—	—	—	—	—	—	—	—	—	—	—	—	—
54.1	54.5	54.5	54.8	55.5	56.0	56.5	57.4	57.1	58.4	59.1	59.9	55.23
53.8	53.2	54.0	54.2	55.1	55.9	55.3	55.9	56.1	58.2	60.2	62.8	55.07
55.3	54.1	55.5	57.3	56.4	54.8	55.8	55.2	56.0	55.9	57.8	59.1	55.52
52.25	53.51	53.76	54.17	54.44	54.82	55.28	55.29	55.75	57.00	58.69	59.88	54.61

TEMPERATURE OF THE BIFILAR MAGNET.

72.4	72.1	71.8	71.4	71.1	71.0	70.9	70.8	70.8	70.9	71.0	71.6	72.36
71.9	71.8	71.6	71.4	71.3	71.2	70.9	70.8	70.8	70.9	71.0	71.6	72.24
72.1	72.0	72.0	71.9	71.9	71.7	71.4	71.4	71.2	71.2	71.2	71.1	72.47
71.1	71.0	70.9	70.8	70.6	70.4	70.1	70.0	70.0	70.0	70.0	70.1	71.19
71.0	70.9	70.5	70.2	70.1	70.0	69.9	69.8	69.7	69.7	69.9	69.9	71.06
—	—	—	—	—	—	—	—	—	—	—	—	—
70.2	70.0	69.9	69.9	69.9	69.8	69.3	69.2	69.2	69.3	69.8	69.9	70.19
70.6	70.4	70.2	70.0	69.9	69.9	69.6	69.6	69.4	69.5	69.8	70.1	70.68
—	70.6	70.3	70.1	70.0	70.0	69.9	69.9	69.9	69.9	70.2	70.7	70.85
70.9	70.8	70.7	70.6	70.4	70.2	70.0	70.0	70.0	70.0	70.4	70.7	70.88
71.0	70.9	70.9	70.8	70.6	70.6	70.0	70.0	69.9	69.9	70.2	70.3	71.07
70.9	70.8	70.7	70.5	70.2	70.1	69.9	69.8	69.8	69.8	70.0	70.2	70.97
—	—	—	—	—	—	—	—	—	—	—	—	—
70.7	70.6	70.0	70.0	69.9	69.8	69.6	69.5	69.5	69.4	69.9	70.3	71.28
72.0	71.6	71.3	71.0	70.8	70.7	70.2	70.0	70.0	69.9	70.0	70.1	72.01
71.3	70.9	70.6	70.1	70.0	70.0	69.7	69.7	69.7	69.6	69.9	70.7	71.35
72.1	72.0	71.9	71.7	71.8	71.7	71.1	70.7	70.5	70.1	70.0	70.7	72.18
71.7	71.3	70.9	70.7	70.2	70.0	69.9	69.7	69.7	69.7	69.9	70.3	71.61
71.0	70.9	70.8	70.6	70.4	70.0	69.8	69.7	69.7	69.6	69.9	70.0	71.24
—	—	—	—	—	—	—	—	—	—	—	—	—
70.8	70.7	70.1	70.0	69.9	69.9	69.7	69.5	69.5	69.5	69.9	70.5	70.85
71.6	71.2	71.1	71.0	70.9	70.8	70.4	70.3	70.2	70.4	70.1	70.6	71.68
71.1	70.8	70.7	70.4	70.5	70.1	70.1	70.0	70.0	70.1	70.3	70.6	71.15
71.2	71.0	70.9	70.9	70.7	70.5	70.2	70.1	70.0	70.1	70.1	70.2	71.36
70.8	70.6	70.2	70.0	69.9	69.8	69.7	69.4	69.4	69.3	69.4	69.9	70.62
70.9	70.8	70.4	70.0	69.9	69.8	69.6	69.5	69.3	69.1	69.5	69.9	71.05
—	—	—	—	—	—	—	—	—	—	—	—	—
70.7	70.4	70.1	69.9	69.9	69.8	69.5	69.4	69.4	69.6	69.8	69.9	70.74
70.6	70.3	70.0	69.9	69.9	69.8	69.7	69.4	69.3	69.4	69.8	70.1	70.62
70.4	70.0	70.0	69.9	69.7	69.7	69.4	69.5	69.5	69.6	69.8	69.9	70.78
71.16	70.94	70.71	70.53	70.39	70.28	70.02	69.91	69.86	69.87	70.07	70.38	71.25

HORIZONTAL FORCE.												
One Scale Division = '00019 parts of the H. F. Change in the Magnetic moment of the Bar for 1° Fah°. = '00028.												
Mean Göttingen Time. } 0h.	1h.	2h.	3h.	4h.	5h.	6h.	7h.	8h.	9h.	10h.	11h.	
Sc. Div.	Sc. Div.	Sc. Div.	Sc. Div.	Sc. Div.	Sc. Div.	Sc. Div.	Sc. Div.	Sc. Div.	Sc. Div.	Sc. Div.	Sc. Div.	
MAY. 1	59·0	58·3	58·3	55·9	54·1	52·9	52·3	52·9	53·7	52·8	51·8	51·2
2	61·8	61·1	59·8	58·0	56·1	55·0	54·7	55·9	56·7	55·9	55·0	58·0
3	62·9	62·2	60·0	57·6	51·2	50·5	50·0	50·6	51·1	52·5	53·3	53·8
4	62·0	62·0	60·0	57·1	55·8	54·9	54·2	53·9	54·2	54·7	55·1	54·7
5	—	—	—	—	—	—	—	—	—	—	—	—
6	62·4	61·0	60·2	60·0	57·2	56·6	54·1	54·0	56·1	56·1	55·9	56·5
7	62·8	62·3	61·3	59·5	58·0	57·2	56·1	55·4	55·9	56·1	56·9	57·0
8	63·8	63·0	61·6	60·9	59·5	57·0	54·0	54·4	53·5	52·0	54·1	54·8
9	60·7	60·7	59·2	56·5	55·3	53·4	52·8	53·1	54·2	54·3	54·6	54·9
10	65·5	65·0	62·9	60·1	58·0	55·1	57·1	58·4	58·3	58·4	58·9	59·1
11	65·4	65·2	62·9	59·9	58·5	57·8	56·8	56·8	57·0	57·0	57·1	57·4
12	—	—	—	—	—	—	—	—	—	—	—	—
13	67·9	66·1	63·9	61·8	60·1	59·3	59·0	58·6	58·2	58·2	58·0	58·1
14	67·7	68·2	65·8	64·1	61·9	59·8	58·8	58·2	57·2	57·5	57·7	57·7
15	70·0	68·1	66·0	62·3	60·0	58·5	55·5	54·9	54·9	54·9	55·9	56·9
16	65·9	64·0	62·0	60·8	57·5	56·7	56·0	55·2	54·8	54·5	55·2	56·0
17	64·7	64·0	62·9	62·0	61·0	59·9	58·8	58·3	58·1	58·5	58·9	59·1
18	67·0	66·0	64·2	63·1	61·9	60·7	61·2	59·9	59·8	60·7	61·1	61·8
19	—	—	—	—	—	—	—	—	—	—	—	—
20	68·2	67·5	66·2	64·9	63·2	62·4	62·2	62·1	62·5	62·7	63·5	63·6
21	69·1	67·1	65·9	64·7	63·2	62·9	62·0	60·9	60·9	59·8	59·9	59·1
22	69·8	67·1	65·0	64·2	62·6	62·9	62·9	60·4	60·8	58·1	56·5	57·1
23	65·3	66·2	65·1	63·1	60·9	60·4	59·2	59·7	59·8	58·8	58·8	58·4
24	64·5	64·5	62·3	62·0	60·0	60·0	59·9	57·6	56·3	57·2	60·2	58·4
25	65·9	65·0	63·0	61·9	60·2	59·2	59·2	58·9	58·6	59·0	60·0	60·0
26	—	—	—	—	—	—	—	—	—	—	—	—
27	66·3	65·8	63·1	61·6	61·5	61·0	60·2	59·5	59·1	59·0	58·9	58·2
28	67·1	66·4	65·5	65·3	64·0	63·4	62·1	61·0	59·8	60·8	61·1	61·9
29	69·5	69·2	67·5	64·1	62·0	61·0	60·2	59·9	59·1	59·1	59·1	58·9
30	68·1	68·1	66·2	64·4	62·0	60·3	59·7	59·1	58·5	58·1	58·8	59·2
31	68·8	67·9	65·4	64·3	63·0	61·9	61·1	61·0	59·9	58·9	59·5	59·3
Hourly Means	65·63	64·89	63·19	61·49	59·58	58·54	57·78	57·43	57·37	57·24	57·62	57·82
TEMPERATURE OF THE BIFILAR MAGNET.												
MAY. 1	70·1	70·6	70·9	71·1	71·2	71·3	71·3	71·0	70·8	70·5	70·2	70·0
2	69·2	69·8	70·1	70·2	70·3	70·6	70·4	70·1	69·9	69·8	69·5	69·1
3	70·0	70·5	70·9	71·1	71·1	71·1	71·2	71·0	70·9	70·5	70·1	70·0
4	70·0	70·9	71·5	72·1	72·7	72·6	72·1	71·8	71·5	71·1	71·0	70·8
5	—	—	—	—	—	—	—	—	—	—	—	—
6	69·3	69·8	70·2	70·0	70·6	70·7	70·7	70·6	70·4	69·9	69·9	69·5
7	69·0	69·3	69·9	70·0	70·5	70·8	70·9	70·8	70·5	70·2	70·0	69·8
8	69·4	69·5	69·8	70·0	70·1	70·2	70·7	70·7	70·3	69·9	69·8	69·6
9	69·0	69·7	70·1	70·7	71·0	71·0	70·9	70·4	70·1	69·8	69·3	69·0
10	68·0	68·0	68·1	68·6	69·1	69·4	69·2	69·0	68·8	68·4	68·0	67·9
11	67·5	68·0	68·9	69·7	70·0	70·1	70·2	70·0	69·8	69·2	68·9	68·7
12	—	—	—	—	—	—	—	—	—	—	—	—
13	67·8	68·0	68·1	68·6	68·8	69·0	69·2	69·0	68·8	68·6	68·1	67·8
14	67·3	68·0	68·4	68·9	69·0	69·1	69·1	69·1	68·9	68·2	67·9	67·2
15	66·9	68·1	69·3	70·7	71·7	72·0	72·0	72·0	71·1	70·2	69·9	69·0
16	67·8	68·9	69·9	71·0	72·1	72·7	72·9	72·8	72·0	71·2	70·7	69·9
17	68·9	69·0	69·8	70·0	70·0	70·0	70·0	69·7	69·1	68·9	68·7	68·0
18	67·2	67·7	68·0	68·6	68·9	69·0	69·0	68·7	68·1	67·7	67·2	66·9
19	—	—	—	—	—	—	—	—	—	—	—	—
20	67·0	67·7	68·2	68·8	68·9	68·8	68·7	68·1	67·9	67·3	67·1	67·0
21	66·3	66·9	67·0	67·0	67·7	67·9	68·0	68·0	67·8	67·4	66·9	66·8
22	66·0	66·1	66·7	67·1	67·3	67·3	67·0	66·8	66·7	66·2	66·0	65·9
23	65·9	66·0	66·8	67·0	67·0	67·2	67·1	67·0	66·8	66·5	66·0	66·0
24	65·9	66·3	67·0	68·0	68·8	68·9	69·0	68·9	68·5	68·0	67·7	67·6
25	66·9	67·0	67·8	68·1	68·5	68·8	68·6	68·1	68·1	68·1	68·0	67·8
26	—	—	—	—	—	—	—	—	—	—	—	—
27	65·9	66·1	66·8	66·9	67·4	67·9	67·7	67·1	66·9	66·6	66·4	66·1
28	66·1	66·4	66·8	66·9	67·0	67·1	67·4	67·7	67·3	67·0	66·7	66·5
29	66·6	67·3	67·8	68·0	68·9	69·3	69·2	69·0	68·9	68·5	68·0	67·8
30	67·5	68·3	69·1	69·9	70·1	70·7	70·7	70·0	69·7	69·0	68·1	68·3
31	67·2	68·0	68·7	69·1	69·8	70·0	70·0	69·9	69·6	68·9	68·8	68·2
Hourly Means	67·73	68·22	68·76	69·19	69·57	69·76	69·75	69·53	69·23	68·80	68·50	68·19

HORIZONTAL FORCE.

One Scale Division = '00019 parts of the H. F. Change in the Magnetic moment of the Bar for 1° Fah. = '00028.

12h.	13h.	14h.	15h.	16h.	17h.	18h.	19h.	20h.	21h.	22h.	23h.	Daily and Monthly Means.
Sc. Div	Sc. Div.	Sc. Div.	Sc. Div.	Sc. Div.	Sc. Div.	Sc. Div.	Sc. Div.	Sc. Div.	Sc. Div.	Sc. Div.	Sc. Div.	Sc. Div.
51.4	52.2	53.2	55.0	55.8	56.2	56.1	56.8	57.2	58.0	58.0	59.9	55.21
57.0	54.8	55.8	56.2	57.2	56.8	57.7	59.0	57.8	58.0	58.7	60.8	57.41
54.2	54.8	55.1	55.8	55.9	56.0	56.8	57.6	58.0	58.8	60.2	61.0	55.83
—	—	—	—	—	—	—	—	—	—	—	—	—
56.7	57.5	57.3	59.0	57.1	56.5	57.5	57.6	59.1	60.5	60.0	61.9	57.47
55.9	56.3	56.1	56.2	57.3	57.9	58.0	58.1	58.3	58.8	60.3	61.6	57.70
56.0	56.0	56.6	57.2	58.8	61.2	62.6	61.9	60.0	60.6	63.4	64.0	59.03
54.0	58.2	56.2	57.8	59.6	58.3	59.1	59.2	58.9	59.8	59.6	60.3	57.90
54.2	54.9	56.0	58.0	58.1	58.3	58.3	58.6	58.9	60.3	61.1	63.1	57.06
58.7	59.1	59.1	58.9	59.9	59.2	59.2	59.3	59.6	60.6	61.9	63.8	59.84
—	—	—	—	—	—	—	—	—	—	—	—	—
57.1	57.9	59.1	59.2	60.2	60.2	60.4	61.2	61.8	63.8	66.8	67.8	60.30
58.9	59.5	60.1	60.8	60.9	62.6	64.4	64.7	66.2	67.0	68.0	67.1	62.06
59.3	58.4	56.8	58.2	61.5	61.2	62.2	63.3	62.9	65.9	68.6	69.9	61.78
57.3	57.8	57.9	58.0	58.5	60.0	60.5	61.2	62.4	64.2	66.0	65.7	60.31
56.5	56.9	57.5	58.1	58.6	59.1	59.2	59.5	60.7	61.5	63.3	64.8	58.93
59.0	58.1	59.1	59.8	60.2	60.3	61.2	61.2	62.2	63.4	65.8	66.9	60.97
—	—	—	—	—	—	—	—	—	—	—	—	—
61.1	61.3	61.9	62.0	62.1	62.4	63.0	62.7	63.5	64.6	65.6	66.9	62.69
63.7	63.5	63.9	64.0	64.2	64.8	64.5	65.0	65.5	66.2	67.5	68.4	64.59
58.0	60.4	60.4	61.1	61.4	61.3	62.0	62.2	64.0	66.1	68.0	71.4	62.99
57.9	62.7	56.2	58.2	58.9	63.6	64.8	66.6	60.7	62.7	64.1	63.0	61.95
58.9	58.7	59.4	60.8	60.8	60.8	61.6	62.1	62.6	62.8	63.9	63.5	61.32
57.6	58.5	58.2	59.5	59.4	59.3	59.9	60.3	61.0	62.8	64.3	65.4	60.38
—	—	—	—	—	—	—	—	—	—	—	—	—
58.7	59.5	60.9	61.9	61.2	61.1	61.7	61.9	63.5	63.4	65.0	66.2	61.49
59.5	60.0	61.1	61.0	61.0	61.1	62.4	63.0	63.2	63.9	65.9	66.7	61.79
61.0	61.1	61.6	61.8	62.5	62.5	62.7	62.9	63.1	64.0	66.0	67.7	63.14
59.9	60.3	60.9	60.4	60.4	60.5	61.2	61.9	62.6	64.2	64.7	67.0	62.23
60.1	60.5	60.9	61.1	61.0	61.0	61.1	61.9	62.7	64.0	66.3	68.0	62.13
60.2	60.7	61.5	62.2	62.9	63.2	63.5	63.8	64.4	66.0	68.7	69.8	63.25
57.88	58.50	58.62	59.34	59.83	60.20	60.80	61.24	61.51	62.66	64.21	65.28	60.36

TEMPERATURE OF THE BIFILAR MAGNET.

69.9	69.8	69.4	69.2	69.0	68.9	68.9	68.8	68.6	68.6	68.8	69.0	69.91
68.9	68.8	68.7	68.6	68.5	68.4	68.3	68.2	68.3	68.4	68.9	69.6	69.27
69.7	69.4	69.1	68.9	68.9	68.9	68.7	68.7	68.6	68.6	68.9	69.2	69.83
—	—	—	—	—	—	—	—	—	—	—	—	—
69.6	69.5	69.1	69.0	68.9	68.8	68.8	68.8	68.7	68.7	68.9	69.0	70.25
69.2	69.0	69.0	69.0	68.9	68.8	68.7	68.6	68.5	68.6	68.6	68.7	69.47
69.4	69.3	69.1	69.1	69.0	68.9	68.6	68.6	68.5	68.6	68.9	69.0	69.53
69.4	69.2	68.9	68.9	68.8	68.6	68.4	68.3	68.2	68.3	68.5	68.8	69.35
68.8	68.5	68.0	67.9	67.8	67.7	67.4	67.3	67.2	67.2	67.6	67.9	68.93
67.7	67.5	67.5	67.3	67.1	67.0	66.6	66.5	66.4	66.5	66.9	67.1	67.77
—	—	—	—	—	—	—	—	—	—	—	—	—
67.7	67.5	67.3	67.2	67.2	67.1	66.9	66.9	66.9	66.9	67.0	67.1	68.19
67.7	67.6	67.0	67.0	66.9	66.8	66.5	66.3	66.3	66.4	66.8	67.0	67.67
67.0	66.6	66.1	65.9	65.6	65.2	65.0	64.9	64.9	64.9	65.4	66.0	67.02
68.6	68.0	67.8	67.4	67.0	66.8	66.1	65.9	65.9	65.9	66.2	67.0	68.56
69.6	68.9	68.7	68.2	68.0	67.8	67.5	67.4	67.4	67.6	67.9	68.0	69.54
67.9	67.8	67.1	67.0	67.0	67.0	66.6	66.6	66.4	66.4	66.7	67.0	68.15
—	—	—	—	—	—	—	—	—	—	—	—	—
66.3	66.1	66.1	66.1	66.0	66.1	65.9	65.8	65.8	65.8	66.0	66.2	67.05
66.9	66.7	66.6	66.4	66.2	66.1	66.0	65.9	66.0	66.0	66.0	66.1	67.10
66.7	66.5	66.0	66.0	65.9	65.9	65.7	65.6	65.6	65.6	65.8	65.8	66.62
65.8	65.5	65.3	65.3	65.1	65.0	65.0	64.9	64.9	65.0	65.2	65.7	65.91
65.9	65.8	65.8	65.7	65.6	65.4	65.1	65.1	65.2	65.3	65.3	65.6	66.05
67.5	67.7	67.4	67.3	67.0	67.0	67.0	67.0	66.9	66.9	66.8	66.8	67.49
—	—	—	—	—	—	—	—	—	—	—	—	—
66.0	65.8	65.6	65.4	65.2	65.2	65.0	64.9	65.0	64.9	65.0	65.3	66.63
66.0	65.9	65.6	65.2	65.1	65.1	65.0	65.1	65.0	65.1	65.6	66.0	66.10
66.1	66.0	66.0	65.9	65.8	65.6	65.4	65.2	65.2	65.1	65.9	65.8	66.25
67.2	67.0	67.0	66.9	66.8	66.7	66.1	65.9	65.9	65.8	66.0	66.8	67.39
68.0	67.7	67.2	67.0	66.9	66.8	66.5	66.4	66.2	66.1	66.3	66.8	68.08
68.0	67.7	67.1	66.9	66.8	66.3	66.0	65.9	65.7	65.7	65.9	66.2	67.77
67.83	67.62	67.35	67.21	67.07	66.96	66.73	66.65	66.60	66.63	66.85	67.17	67.99

HORIZONTAL FORCE.														
One Scale Division = '00019 parts of the H. F. Change in the Magnetic moment of the Bar for 1° Fah ^t . = '00028.														
Mean Göttingen Time.	0h.	1h.	2h.	3h.	4h.	5h.	6h.	7h.	8h.	9h.	10h.	11h.		
JUNE.	1	Sc. Div. 69°3	Sc. Div. 68°0	Sc. Div. 66°0	Sc. Div. 63°9	Sc. Div. 61°5	Sc. Div. 60°4	Sc. Div. 60°7	Sc. Div. 61°9	Sc. Div. 61°8	Sc. Div. 61°2	Sc. Div. 61°2	Sc. Div. 62°4	
	2	—	—	—	—	—	—	—	—	—	—	—	—	
	3	67°9	66°1	65°2	63°2	62°8	60°9	60°8	59°3	59°1	59°4	59°2	60°0	
	4	68°5	69°2	68°0	65°3	63°1	61°1	60°4	60°5	60°9	60°9	60°9	60°9	61°0
	5	71°2	69°5	69°3	68°0	66°1	64°4	63°2	62°3	61°1	61°1	62°0	62°0	62°6
	6	68°8	68°1	69°4	68°1	66°2	65°1	64°5	64°0	63°0	63°0	63°1	62°9	63°1
	7	71°0	71°0	68°9	66°9	65°0	65°0	64°0	62°7	63°1	62°9	62°9	62°9	63°1
	8	70°6	70°9	70°0	68°9	67°0	66°1	65°1	64°8	64°2	64°0	63°1	63°9	63°9
	9	—	—	—	—	—	—	—	—	—	—	—	—	—
	10	70°0	70°0	68°9	67°4	66°1	65°0	64°0	63°9	64°0	63°3	63°8	64°8	64°8
	11	70°8	70°4	69°8	67°2	66°2	65°5	65°0	64°9	64°9	64°9	64°5	64°4	64°4
	12	71°4	72°0	70°1	68°1	66°9	65°2	65°0	64°2	64°3	64°6	64°9	64°6	64°6
	13	69°0	70°2	69°2	67°8	66°3	65°9	65°0	65°1	65°0	65°0	64°4	64°2	64°2
	14	71°5	72°2	71°1	69°1	66°9	65°9	65°9	64°9	64°9	65°1	65°5	66°0	66°0
	15	72°5	72°2	70°8	68°3	67°1	66°0	66°0	65°8	65°8	65°0	65°0	65°8	65°8
	16	—	—	—	—	—	—	—	—	—	—	—	—	—
	17	73°5	69°9	68°1	64°7	63°2	62°0	63°0	63°1	62°6	60°9	62°0	63°1	63°1
	18	72°2	72°0	68°9	65°3	63°7	63°0	60°7	59°9	60°9	61°1	60°5	63°8	63°8
	19	71°4	70°4	68°2	64°7	62°3	61°8	62°1	62°8	62°1	62°0	62°0	62°2	62°2
	20	72°0	71°3	69°1	67°8	66°2	65°4	64°6	63°6	63°6	63°2	65°0	65°4	65°4
	21	68°3	68°3	66°6	63°2	62°7	62°1	61°5	60°4	60°0	60°0	60°8	60°5	60°5
	22	69°4	70°0	67°4	65°6	65°8	65°1	65°5	65°2	64°8	64°9	64°9	64°8	64°8
	23	—	—	—	—	—	—	—	—	—	—	—	—	—
	24	72°4	72°0	72°0	69°5	66°2	65°0	64°8	64°4	64°0	64°0	64°0	63°9	63°9
	25	68°9	68°7	67°8	65°8	64°8	63°3	63°2	63°0	62°5	62°4	62°7	62°8	62°8
	26	71°0	70°8	70°0	68°3	67°0	65°5	64°5	63°2	62°2	63°2	62°9	62°3	62°3
	27	72°0	72°0	71°9	71°0	69°1	67°1	66°0	65°1	64°9	65°4	65°2	65°1	65°1
	28	77°5	77°8	76°7	74°0	71°0	69°8	69°0	69°0	68°3	68°8	67°0	67°2	67°2
	29	69°7	71°0	69°3	68°1	66°5	64°5	63°2	62°9	62°9	63°0	65°1	64°3	64°3
	30	—	—	—	—	—	—	—	—	—	—	—	—	—
	Hourly Means	70°83	70°56	69°31	67°21	65°59	64°44	63°91	63°48	63°24	63°17	63°30	63°64	63°64

TEMPERATURE OF THE BIFILAR MAGNET													
JUNE.	1	67°1	68°0	69°0	69°8	70°1	70°0	70°0	69°9	69°3	68°8	68°2	67°9
	2	—	—	—	—	—	—	—	—	—	—	—	—
	3	67°2	67°8	68°6	69°1	69°6	69°8	69°8	69°5	69°0	68°6	68°1	67°8
	4	67°0	67°5	68°1	68°7	68°9	68°9	68°3	68°0	67°8	67°1	67°0	66°9
	5	66°4	66°7	67°1	67°9	68°2	68°9	68°9	68°8	68°4	68°0	67°5	67°2
	6	66°0	66°5	66°8	67°0	67°2	67°3	67°3	67°2	66°9	66°8	66°1	66°0
	7	65°0	65°4	65°9	66°1	66°7	66°9	66°9	66°6	66°1	66°0	65°8	65°5
	8	65°2	65°8	66°2	66°7	67°0	67°1	67°0	66°9	66°5	66°0	65°9	65°6
	9	—	—	—	—	—	—	—	—	—	—	—	—
	10	64°3	64°8	65°0	65°3	65°5	65°6	65°2	65°1	64°9	64°7	64°4	64°1
	11	64°0	64°1	64°5	64°8	64°8	64°7	64°7	64°6	64°3	64°1	63°9	63°9
	12	63°4	63°7	63°8	63°8	63°9	64°1	64°4	64°4	64°2	64°1	63°8	63°7
	13	63°5	63°7	63°8	64°1	64°7	64°8	64°4	64°1	63°9	63°7	63°7	63°6
	14	62°7	63°0	63°3	63°6	63°9	64°0	64°0	64°0	63°9	63°8	63°7	63°5
	15	63°1	63°6	63°9	64°3	64°5	64°6	64°7	64°5	64°3	64°1	63°8	63°8
	16	—	—	—	—	—	—	—	—	—	—	—	—
	17	64°1	64°2	64°8	64°9	65°0	65°3	65°4	65°2	65°1	65°0	64°6	64°3
	18	64°0	64°3	65°0	65°5	66°0	66°1	66°1	66°0	65°9	65°6	65°1	64°8
	19	64°6	95°1	65°9	66°5	66°7	66°7	66°6	66°1	65°9	65°7	65°2	65°0
	20	64°0	64°7	65°0	65°5	66°0	66°0	66°3	66°1	66°0	65°7	65°1	65°0
	21	63°9	63°9	64°1	64°1	64°3	64°4	64°7	64°6	64°6	64°3	64°0	63°9
	22	63°9	64°0	64°3	64°7	64°8	64°9	64°9	64°7	64°5	64°2	64°2	64°0
	23	—	—	—	—	—	—	—	—	—	—	—	—
	24	64°8	65°0	65°9	66°8	67°6	68°0	68°1	67°9	67°6	66°9	66°4	65°8
	25	64°6	64°9	65°7	66°5	66°8	67°2	67°4	67°2	66°8	66°2	65°8	65°3
	26	64°6	64°8	65°0	65°3	65°8	65°9	66°0	65°8	65°2	65°0	64°9	64°3
	27	64°5	64°7	64°8	64°8	64°9	64°8	64°8	64°7	64°6	64°4	64°2	64°0
	28	63°5	63°8	64°0	64°8	65°0	65°1	65°1	64°9	64°7	64°1	64°0	63°9
	29	63°0	63°0	63°2	63°6	63°8	63°8	63°8	63°7	63°2	63°0	63°0	63°0
	30	—	—	—	—	—	—	—	—	—	—	—	—
	Hourly Means	64°58	64°92	65°35	65°77	66°07	66°19	66°19	66°02	65°74	65°44	65°14	64°91

HORIZONTAL FORCE.

One Scale Division = '00019 parts of the H. F. Change in the Magnetic moment of the Bar for 1° Fahr. = '00028.

12h.	13h.	14h.	15h.	16h.	17h.	18h.	19h.	20h.	21h.	22h.	23h.	Daily and Monthly Means.
Sc. Div.	Sc. Div.	Sc. Div.	Sc. Div.	Sc. Div.	Sc. Div.	Sc. Div.	Sc. Div.	Sc. Div.	Sc. Div.	Sc. Div.	Sc. Div.	Sc. Div.
60'4	61'0	61'0	61'9	62'2	62'5	62'0	62'2	62'9	63'4	64'9	66'1	62'87
60'8	61'1	61'2	61'5	62'0	62'2	62'1	62'4	63'3	64'3	65'8	67'8	62'43
61'4	61'8	62'1	62'1	62'2	62'5	63'4	63'7	64'0	65'3	67'2	69'0	63'52
62'0	61'9	62'1	62'9	62'8	63'0	63'4	64'4	65'9	66'6	66'5	67'4	64'57
63'5	63'9	64'0	65'0	65'9	66'1	67'0	66'9	67'2	68'0	69'7	71'0	66'02
63'1	63'9	64'2	64'0	64'2	64'3	64'6	64'9	65'2	66'5	68'8	69'9	65'42
62'5	62'0	62'8	63'8	64'8	64'8	66'1	66'8	67'3	68'8	70'0	71'9	66'26
64'6	65'2	63'4	67'0	65'0	65'0	65'3	65'2	65'7	66'6	67'9	70'1	65'92
64'8	64'7	65'8	65'9	66'0	66'1	66'0	65'5	65'9	66'0	67'3	69'9	66'35
64'6	64'9	65'0	66'0	65'9	65'7	66'3	65'8	65'2	65'7	66'9	68'8	66'34
64'1	64'1	64'8	65'2	65'9	66'0	66'0	66'4	67'2	68'8	70'2	71'9	66'57
65'6	65'6	65'2	65'9	66'1	66'0	66'6	66'6	67'2	68'2	69'8	71'2	67'21
62'2	67'0	65'2	63'9	63'9	64'7	67'3	66'9	66'9	68'6	71'4	73'0	67'14
63'1	63'1	67'1	66'5	64'8	64'5	65'1	64'7	65'6	68'0	70'1	72'6	65'47
62'0	62'2	63'1	62'8	63'2	63'1	63'9	64'9	65'2	67'2	68'5	70'3	64'52
62'9	62'6	62'5	63'1	63'3	64'5	65'0	65'9	66'7	67'7	69'1	70'9	64'84
65'2	66'3	64'5	64'3	64'2	65'3	66'0	66'4	68'2	65'9	67'4	68'3	66'22
59'9	61'0	64'9	64'0	64'1	64'2	64'8	65'4	65'5	66'0	66'7	68'3	63'72
65'0	65'3	65'5	65'9	66'0	66'4	67'2	67'4	68'1	68'9	70'4	72'0	66'73
64'1	64'1	65'0	65'2	65'6	66'7	66'6	66'6	67'7	68'6	68'9	69'0	66'68
62'9	63'5	63'7	63'8	65'0	65'0	65'8	66'9	67'6	68'2	67'4	69'6	65'22
62'3	63'1	63'5	63'9	64'0	64'3	64'9	65'4	66'9	68'2	69'4	71'5	65'76
64'9	65'0	65'1	66'0	66'0	66'9	66'9	67'8	68'9	70'8	73'0	75'1	67'97
67'1	67'0	67'2	67'1	66'2	66'7	66'8	66'8	67'2	68'8	68'9	69'9	69'41
64'9	65'1	65'5	65'8	67'1	66'9	66'4	67'0	67'1	67'9	69'9	72'0	66'50
63'36	63'82	64'18	64'54	64'66	64'94	65'42	65'72	66'34	67'32	68'64	70'30	65'75

TEMPERATURE OF THE BIFILAR MAGNET.

67'3	67'0	67'0	66'9	66'8	66'7	66'2	66'0	66'0	66'0	66'4	66'8	67'80
67'6	67'1	66'9	66'8	66'6	66'6	66'5	66'3	66'1	66'0	66'2	66'7	67'68
66'8	66'8	66'3	66'1	66'0	66'0	65'9	65'7	65'7	65'7	65'9	66'0	66'96
66'9	66'4	66'2	66'0	66'0	65'9	65'8	65'8	65'8	65'8	65'8	66'0	66'93
66'0	65'7	65'7	65'6	65'4	65'2	64'9	64'8	64'8	64'8	64'8	64'8	65'98
65'2	65'1	65'0	65'0	64'9	64'7	64'5	64'5	64'5	64'5	64'6	64'8	65'44
64'9	64'8	64'7	64'2	64'1	64'0	63'9	63'8	63'8	63'7	63'9	63'9	65'23
64'0	63'9	63'8	63'8	63'7	63'6	63'3	63'3	63'3	63'3	63'5	63'9	64'26
63'9	63'7	63'7	63'6	63'4	63'2	62'9	62'9	62'9	62'9	62'9	63'0	63'82
63'3	63'1	63'1	63'0	63'0	63'0	62'9	62'9	62'9	62'9	62'9	63'0	63'48
63'3	63'1	62'9	62'9	62'7	62'6	62'5	62'4	62'4	62'4	62'3	62'6	63'35
63'3	63'3	63'2	63'1	63'1	63'0	62'9	62'9	62'8	62'8	62'8	63'0	63'32
63'8	63'8	63'8	63'8	63'7	63'7	63'5	63'5	63'4	63'4	63'7	63'8	63'88
64'1	64'0	64'0	64'0	63'9	63'8	63'6	63'5	63'5	63'5	63'7	63'8	64'30
64'9	64'7	64'4	64'2	64'0	63'9	63'8	63'8	63'6	63'4	63'6	64'0	64'69
64'8	64'5	64'1	63'9	63'9	63'8	63'5	63'4	63'4	63'4	63'6	63'8	64'84
64'8	64'6	64'2	64'0	63'9	63'8	63'7	63'7	63'7	63'7	63'8	63'8	64'71
63'9	63'9	63'9	63'9	63'8	63'8	63'7	63'6	63'5	63'5	63'7	63'8	63'99
64'1	64'0	64'0	63'9	63'9	63'8	63'7	63'7	63'7	63'8	63'9	64'0	64'15
65'5	65'0	64'8	64'5	64'2	64'0	63'9	63'8	63'7	63'7	63'9	64'0	65'49
65'0	64'9	64'8	64'6	64'4	64'1	64'0	64'0	63'9	63'9	63'9	64'0	65'25
64'1	64'0	64'0	63'9	63'9	63'8	63'8	63'8	63'7	63'7	63'8	64'0	64'55
63'9	63'8	63'7	63'5	63'4	63'1	62'9	62'9	62'9	62'9	63'9	63'0	63'92
63'9	63'8	63'4	63'1	63'1	63'0	63'1	63'0	63'0	63'0	63'0	63'0	63'80
62'1	62'0	62'0	62'0	62'0	61'9	61'9	61'8	61'7	61'7	61'9	62'0	62'63
64'69	64'52	64'38	64'25	64'15	64'04	63'89	63'83	63'79	63'78	63'94	64'08	64'82

HORIZONTAL FORCE.												
One Scale Division = '00019 parts of the H.F. Change in the Magnetic moment of the Bar for 1° Fah°. = '00028.												
Mean Göttingen Time. } JULY.	0h.	1h.	2h.	3h.	4h.	5h.	6h.	7h.	8h.	9h.	10h.	11h.
	Sc. Div.	Sc. Div.	Sc. Div.	Sc. Div.	Sc. Div.	Sc. Div.	Sc. Div.	Sc. Div.	Sc. Div.	Sc. Div.	Sc. Div.	Sc. Div.
1	73'0	72'5	72'4	69'9	67'2	66'0	65'7	65'1	65'2	65'0	65'1	65'1
2	72'5	73'3	73'0.	71'3	69'3	67'7	66'8	66'2	66'0	66'0	66'2	66'3
3	71'3	71'6	70'0	68'8	68'6	68'4	68'0	67'3	67'4	67'7	68'0	68'0
4	73'4	75'0	74'9	73'9	71'9	69'1	67'9	68'2	67'5	67'9	67'9	67'9
5	77'4	78'1	77'3	74'0	70'3	68'1	67'9	67'5	67'5	67'3	67'9	67'7
6	75'6	77'0	75'0	71'9	68'8	68'0	67'2	66'8	66'9	66'1	66'1	66'5
7	—	—	—	—	—	—	—	—	—	—	—	—
8	69'8	69'9	67'9	68'1	65'1	62'9	64'1	64'9	64'1	63'9	64'2	63'9
9	66'9	67'4	66'5	64'8	64'0	63'6	63'2	62'2	62'1	62'1	62'9	62'9
10	69'4	70'0	68'0	66'0	64'0	63'1	62'8	62'7	63'1	63'9	63'8	64'1
11	69'9	69'6	68'5	66'8	66'3	66'4	66'1	65'8	65'9	66'0	65'6	65'5
12	70'9	70'1	68'9	67'8	66'7	67'0	66'2	66'0	66'0	65'8	66'2	66'0
13	75'4	75'3	73'1	71'1	68'5	68'8	66'8	66'7	64'0	65'7	65'9	66'0
14	—	—	—	—	—	—	—	—	—	—	—	—
15	72'6	73'0	73'2	70'8	68'0	67'4	66'0	65'2	64'7	64'8	65'4	66'0
16	73'5	75'0	73'0	70'5	68'1	67'4	67'7	66'9	66'8	67'6	67'2	67'3
17	74'3	75'2	73'1	71'0	68'9	69'1	68'6	69'2	67'9	65'8	66'2	65'0
18	72'0	72'2	70'9	67'3	66'1	65'6	64'6	63'9	63'5	63'2	64'9	65'2
19	76'0	76'6	74'2	72'1	69'7	67'5	66'6	66'9	67'4	67'9	67'9	67'9
20	75'9	75'0	74'2	72'0	69'7	68'9	68'9	69'8	69'0	69'1	69'6	69'3
21	—	—	—	—	—	—	—	—	—	—	—	—
22	74'4	73'9	71'8	70'2	69'5	68'4	67'9	67'6	67'5	67'4	67'2	67'5
23	74'1	73'8	71'1	68'0	66'2	66'2	66'8	66'6	66'4	67'0	67'2	67'7
24	76'0	75'0	72'9	71'0	69'4	68'4	68'0	67'9	67'4	67'1	67'3	67'5
25	67'9	65'0	65'5	65'0	62'9	60'6	60'0	59'4	58'6	60'2	60'5	60'4
26	73'0	74'0	73'3	71'1	68'5	66'1	64'9	64'7	64'9	64'8	64'1	64'5
27	69'0	67'9	66'8	67'1	64'9	62'9	64'7	62'5	61'8	64'6	64'2	63'0
28	—	—	—	—	—	—	—	—	—	—	—	—
29	73'7	73'1	70'8	68'9	66'1	64'8	64'1	64'7	65'2	65'3	65'8	65'9
30	73'0	73'8	73'0	72'1	69'7	67'7	66'5	66'2	66'3	65'9	65'8	65'5
31	73'7	73'1	76'2	72'9	74'9	69'5	70'7	69'6	68'3	68'7	65'4	65'8
Hourly Means	72'76	72'83	71'69	69'79	67'90	66'65	66'25	65'94	65'61	65'81	65'87	65'87

TEMPERATURE OF THE BIFILAR MAGNET.												
JULY.	1	2	3	4	5	6	7	8	9	10	11	12
1	62'8	63'2	63'7	63'9	64'0	64'0	64'0	63'9	63'5	63'1	62'9	62'7
2	61'7	62'0	62'2	62'8	63'0	63'2	63'3	63'1	63'0	62'8	62'7	62'1
3	61'8	62'0	62'2	62'5	62'6	62'6	62'6	62'3	62'0	61'9	61'9	61'7
4	60'9	61'0	61'3	61'8	61'8	61'8	61'7	61'4	61'3	61'2	61'0	61'0
5	61'2	61'7	62'0	62'2	62'7	62'7	62'7	62'3	62'0	61'8	61'7	61'4
6	61'3	61'9	62'4	63'0	63'7	63'9	63'9	63'6	63'1	62'8	62'1	61'9
7	—	—	—	—	—	—	—	—	—	—	—	—
8	62'0	62'6	63'2	64'1	65'0	65'2	65'0	64'9	64'3	64'0	63'9	63'7
9	62'9	63'1	63'9	64'2	64'4	64'7	64'7	64'6	64'2	64'0	63'7	63'1
10	62'7	63'1	63'7	64'0	64'4	64'8	64'9	64'9	64'6	64'0	63'7	63'4
11	62'6	62'8	62'9	63'0	63'1	63'2	63'4	63'3	63'2	63'0	62'9	62'8
12	61'9	62'0	62'1	62'1	62'7	62'9	62'9	62'9	62'8	62'6	62'4	62'3
13	61'8	62'0	62'1	62'7	62'8	62'8	62'6	62'1	62'0	62'0	62'0	62'0
14	—	—	—	—	—	—	—	—	—	—	—	—
15	62'7	62'8	63'0	63'2	63'5	63'5	63'2	63'0	63'0	62'8	62'2	62'0
16	62'0	62'3	62'8	62'9	63'0	63'0	63'0	62'8	62'5	62'1	61'9	61'8
17	61'1	61'2	61'4	61'7	61'7	61'8	61'8	61'7	61'5	61'2	61'0	61'0
18	60'3	60'8	61'2	61'9	62'0	62'1	62'1	61'9	61'8	61'6	61'0	60'9
19	60'0	60'1	60'6	60'9	61'0	61'2	61'3	61'0	60'9	60'5	60'1	60'0
20	60'0	60'2	60'5	60'9	61'1	61'5	61'7	61'6	61'3	61'1	61'0	60'9
21	—	—	—	—	—	—	—	—	—	—	—	—
22	60'1	60'9	61'2	61'9	62'0	62'2	62'6	62'6	62'3	62'0	61'8	61'7
23	60'9	61'3	62'1	62'8	63'1	63'3	63'5	63'1	62'9	62'5	62'0	61'8
24	61'7	62'6	63'1	63'1	63'4	63'4	63'2	63'0	63'0	62'9	62'3	62'0
25	61'0	61'8	62'8	63'9	64'8	65'3	65'3	65'0	64'7	64'0	63'7	63'2
26	62'0	62'4	62'8	63'1	63'1	63'4	63'4	63'2	63'1	62'9	62'7	62'4
27	61'9	62'2	62'7	62'9	63'1	63'2	63'0	62'9	62'7	62'3	62'0	62'0
28	—	—	—	—	—	—	—	—	—	—	—	—
29	60'8	61'0	61'6	62'0	62'7	62'9	63'0	62'9	62'6	62'1	61'9	61'8
30	61'7	62'0	62'6	62'9	62'9	62'8	62'7	62'5	62'3	62'0	61'9	61'9
31	61'3	61'5	61'8	61'9	61'9	61'9	61'9	61'8	61'6	61'5	61'3	61'1
Hourly Means	61'52	61'87	62'29	62'68	62'94	63'09	63'09	62'90	62'67	62'39	62'14	61'95

HORIZONTAL FORCE.

One Scale Division = .00019 parts of the H. F. Change in the Magnetic moment of the Bar for 1° Fahr. = .00028.

12h.	13h.	14h.	15h.	16h.	17h.	18h.	19h.	20h.	21h.	22h.	23h.	Daily and Monthly ans.
Sc. Div. 65°2	Sc. Div. 65°4	Sc. Div. 67°0	Sc. Div. 66°8	Sc. Div. 67°1	Sc. Div. 68°0	Sc. Div. 68°0	Sc. Div. 67°9	Sc. Div. 68°4	Sc. Div. 69°3	Sc. Div. 70°0	Sc. Div. 71°1	Sc. Div. 67°77
66°3	66°5	67°1	67°4	67°7	67°7	67°9	67°9	68°4	69°0	70°1	71°0	68°40
67°8	68°0	68°8	68°9	69°7	69°0	68°5	70°1	70°5	70°8	72°0	72°8	69°25
68°1	68°1	68°5	69°0	69°0	69°2	69°2	69°4	69°8	71°0	73°0	75°4	70°22
68°0	67°2	67°2	67°9	68°3	68°5	68°4	69°3	70°0	70°7	72°8	74°0	70°14
—	—	—	—	—	—	—	—	—	—	—	—	—
65°3	65°3	66°0	67°8	68°7	69°5	69°4	68°1	69°8	68°4	69°1	68°3	68°82
64°7	65°4	65°0	65°0	65°7	65°8	65°2	65°1	64°1	64°6	65°6	66°7	65°49
64°5	64°1	62°9	63°0	64°0	64°2	64°6	64°9	65°2	66°6	68°7	69°0	64°59
64°7	64°9	64°4	65°1	65°6	66°2	66°4	66°9	67°2	67°9	69°3	70°0	65°81
65°9	65°9	66°4	66°2	67°8	66°8	67°2	67°3	66°6	68°0	68°7	69°1	67°01
66°1	66°9	67°0	67°0	66°9	66°9	70°0	70°1	70°3	69°9	72°4	72°8	68°08
—	—	—	—	—	—	—	—	—	—	—	—	—
66°3	66°2	66°2	66°4	66°9	67°2	70°4	70°4	70°4	69°5	71°3	72°0	68°77
66°2	65°8	66°9	65°8	66°0	66°2	66°5	66°8	67°4	68°7	70°7	73°1	67°80
67°7	67°8	66°1	65°9	67°1	67°1	67°4	68°4	69°5	70°1	71°8	72°1	68°83
65°1	65°2	68°2	68°1	68°3	68°0	69°9	69°2	69°3	70°2	70°3	72°7	69°12
66°0	66°1	66°5	67°1	68°0	68°1	68°9	68°5	69°3	70°5	73°0	75°5	67°79
68°0	68°1	68°0	68°5	69°1	69°8	70°0	70°3	70°8	71°8	72°8	74°4	70°09
—	—	—	—	—	—	—	—	—	—	—	—	—
68°0	68°3	70°6	70°9	70°1	70°1	70°8	71°0	70°9	71°1	72°5	73°2	70°79
67°9	68°1	68°7	68°7	68°7	70°0	70°5	70°9	70°9	71°7	72°8	74°1	69°85
67°4	67°8	67°6	67°8	68°5	69°9	70°0	70°2	71°4	72°7	74°3	75°0	69°32
67°7	68°0	70°0	71°5	71°4	74°2	72°3	72°3	70°3	71°7	70°8	69°1	70°30
61°3	63°5	62°8	63°8	64°0	65°0	65°4	66°3	66°9	67°0	68°9	71°1	63°83
64°0	64°3	64°9	65°4	65°9	66°3	67°0	67°7	67°2	68°7	70°0	70°5	67°32
—	—	—	—	—	—	—	—	—	—	—	—	—
65°1	66°5	68°1	67°8	65°9	66°3	66°9	67°1	67°7	68°9	71°2	73°2	66°42
66°0	66°2	66°6	66°6	67°2	67°4	67°4	68°0	68°2	69°4	71°1	72°0	67°69
65°8	65°5	65°9	66°0	65°9	66°2	67°2	69°3	70°7	69°8	72°2	73°8	68°49
66°0	66°2	66°9	67°8	68°7	68°1	67°9	68°9	69°9	70°7	73°0	73°7	69°86
66°11	66°34	66°83	67°12	67°49	67°84	68°27	68°60	68°93	69°58	71°05	72°06	68°22

TEMPERATURE OF THE BIFILAR MAGNET.

62°1	61°9	61°9	61°7	61°5	61°4	61°2	61°1	61°1	61°0	61°0	61°1	62°45
62°0	61°8	61°6	61°4	61°2	61°1	61°1	61°1	61°1	61°1	61°2	61°5	62°00
61°6	61°4	61°3	61°1	61°0	60°9	60°9	60°9	60°8	60°8	60°8	60°8	61°60
60°9	60°8	60°8	60°8	60°7	60°6	60°3	60°1	60°1	60°1	60°4	60°7	60°94
61°2	61°1	61°1	61°0	60°9	60°9	60°5	60°5	60°4	60°4	60°6	60°9	61°41
—	—	—	—	—	—	—	—	—	—	—	—	—
61°8	61°7	61°5	61°2	61°1	61°1	61°3	61°2	61°0	61°1	61°4	61°9	62°08
63°5	63°2	63°0	63°0	62°9	62°8	62°6	62°4	62°3	62°2	62°2	62°6	63°36
63°0	63°0	62°9	62°7	62°5	62°2	62°0	61°9	61°7	61°6	61°6	62°1	63°11
63°1	62°9	62°9	62°7	62°5	62°2	61°9	61°8	61°7	61°8	61°9	62°1	63°15
62°5	62°1	61°9	61°9	61°9	61°9	61°7	61°7	61°7	61°7	61°8	61°9	62°45
62°0	61°9	61°9	61°8	61°8	61°7	61°4	61°3	61°2	61°2	61°0	61°5	62°01
—	—	—	—	—	—	—	—	—	—	—	—	—
61°8	61°8	61°7	61°6	61°6	61°5	61°3	61°3	61°3	61°3	61°7	62°2	61°92
62°0	61°9	61°9	61°9	61°8	61°8	61°6	61°5	61°4	61°3	61°5	61°8	62°30
61°5	61°3	61°0	60°9	60°9	60°8	60°7	60°6	60°5	60°6	60°6	60°9	61°68
60°8	60°7	60°3	60°1	60°0	60°0	59°9	59°9	59°9	59°9	59°9	60°0	60°77
60°7	60°3	60°3	60°2	60°1	60°0	59°8	59°7	59°6	59°6	59°7	59°8	60°72
60°0	60°0	60°0	59°9	59°8	59°8	59°5	59°4	59°4	59°4	59°6	59°8	60°17
—	—	—	—	—	—	—	—	—	—	—	—	—
60°2	60°1	60°0	59°9	59°9	59°8	59°6	59°6	59°6	59°6	59°7	60°0	60°41
61°3	61°0	60°8	60°5	60°2	60°1	60°1	60°0	60°0	59°9	60°0	60°1	61°05
61°6	61°2	61°1	61°0	60°9	60°9	60°5	60°4	60°2	60°1	60°4	61°0	61°61
61°7	61°2	60°9	60°8	60°3	60°0	59°8	59°7	59°7	59°7	60°0	60°2	61°57
62°9	62°6	62°3	62°0	62°0	61°9	61°7	61°7	61°6	61°5	61°5	61°8	62°87
62°1	61°9	61°7	61°3	61°1	61°0	61°0	61°0	61°0	61°1	61°1	61°7	62°10
—	—	—	—	—	—	—	—	—	—	—	—	—
61°0	60°9	60°9	60°8	60°7	60°6	60°2	60°1	60°0	60°1	60°1	60°5	61°53
61°6	61°3	61°2	61°1	61°1	61°0	60°9	60°8	60°8	60°8	60°9	61°0	61°57
61°8	61°8	61°5	61°2	61°1	61°0	61°0	61°0	60°9	60°9	61°0	61°1	61°77
61°0	61°0	60°8	60°7	60°5	60°2	60°0	60°0	60°0	60°0	60°2	60°9	61°03
61°69	61°51	61°38	61°23	61°11	61°01	60°83	60°77	60°70	60°69	60°81	61°11	61°76

HORIZONTAL FORCE.												
One Scale Division = '00019 parts of the H. F. Change in the Magnetic moment of the Bar for 1° Fah'. = '00028.												
Mean Göttingen Time. } AUGUST.	0h.	1h.	2h.	3h.	4h.	5h.	6h.	7h.	8h.	9h.	10h.	11h.
	Sc. Div.	Sc. Div.	Sc. Div.	Sc. Div.	Sc. Div.	Sc. Div.	Sc. Div.	Sc. Div.	Sc. Div.	Sc. Div.	Sc. Div.	Sc. Div.
1	78'1	77'9	75'4	75'1	75'9	69'1	57'9	51'1	49'9	50'5	52'0	55'9
2	68'0	67'8	67'6	65'1	64'8	63'9	63'8	63'7	63'1	62'2	62'7	62'4
3	69'1	69'1	67'2	65'4	65'0	64'2	63'0	61'9	61'3	62'4	63'9	63'8
4	—	—	—	—	—	—	—	—	—	—	—	—
5	69'4	67'8	67'3	64'8	63'2	62'1	64'0	64'9	64'7	64'0	64'7	65'0
6	70'2	70'3	69'0	67'2	65'8	64'2	64'1	64'2	63'8	64'0	64'4	64'6
7	72'9	73'3	71'7	70'0	67'8	65'8	64'3	64'0	63'9	64'3	64'7	65'0
8	74'8	74'7	73'0	70'9	68'9	67'1	65'5	65'3	65'1	65'1	65'2	65'8
9	71'1	68'8	66'7	64'7	59'1	56'6	57'9	57'9	59'8	62'7	61'0	61'0
10	69'9	69'8	69'0	67'2	66'9	66'1	64'8	63'6	63'3	65'0	65'0	63'8
11	—	—	—	—	—	—	—	—	—	—	—	—
12	70'1	69'1	67'1	65'2	65'7	64'8	64'0	63'3	63'1	62'1	63'1	62'2
13	67'8	66'8	65'8	64'3	63'1	62'8	62'8	63'1	63'1	63'1	63'8	63'9
14	71'9	70'9	69'3	66'8	65'2	64'7	64'3	64'2	64'3	64'8	65'4	65'1
15	75'7	74'7	74'4	73'1	70'2	67'1	66'5	66'1	66'1	66'0	66'5	66'8
16	73'8	73'0	71'8	70'0	69'2	68'1	69'0	67'9	66'8	65'9	64'1	64'0
17	73'1	72'1	71'7	70'2	69'2	67'0	66'3	64'8	64'9	64'6	64'6	64'7
18	—	—	—	—	—	—	—	—	—	—	—	—
19	74'3	75'5	76'1	74'4	72'1	69'4	68'2	67'7	67'6	67'1	67'4	67'4
20	77'1	77'7	77'0	75'4	72'6	69'6	68'0	67'1	67'7	67'9	67'7	67'3
21	76'7	76'8	76'2	74'6	72'2	70'8	70'4	70'3	70'7	71'2	70'1	70'9
22	77'0	75'4	72'5	64'1	61'4	60'2	60'2	60'5	62'1	63'2	65'2	65'8
23	71'1	69'1	69'4	69'0	66'9	64'0	61'7	63'1	62'2	63'2	66'0	65'8
24	72'0	72'2	70'5	67'3	66'1	65'9	65'2	63'1	61'1	61'1	61'5	62'5
25	—	—	—	—	—	—	—	—	—	—	—	—
26	74'0	72'3	70'1	67'0	65'1	64'2	64'9	65'1	65'8	65'6	65'4	66'3
27	74'0	72'9	71'0	69'1	67'7	67'2	66'0	66'0	66'0	66'7	67'0	66'9
28	73'9	73'7	72'1	69'9	67'9	65'8	64'9	66'2	65'8	66'2	66'3	66'9
29	76'9	75'5	73'2	71'0	68'6	66'9	68'0	67'6	66'9	62'0	60'6	63'1
30	72'4	70'1	68'7	65'9	64'0	61'8	59'4	59'3	61'8	61'8	62'4	61'4
31	67'4	67'0	65'8	64'9	63'2	62'9	63'0	63'0	60'7	61'0	61'1	61'7
Sept. 1	—	—	—	—	—	—	—	—	—	—	—	—
Hourly Means	72'69	72'01	70'73	68'61	66'96	65'27	64'37	63'89	63'76	63'84	64'14	64'44

TEMPERATURE OF THE BIFILAR MAGNET.												
AUGUST.	1	2	3	4	5	6	7	8	9	10	11	12
1	61'5	61'9	62'3	62'7	62'8	62'8	62'8	62'4	62'3	62'1	62'0	61'9
2	61'0	61'0	61'1	61'2	61'6	61'7	61'7	61'2	61'0	60'9	60'8	60'7
3	60'1	60'4	60'8	61'0	61'0	61'0	61'0	61'0	60'9	60'8	60'3	60'1
4	—	—	—	—	—	—	—	—	—	—	—	—
5	59'8	60'0	60'4	60'8	60'9	60'9	60'9	60'6	60'2	60'0	60'0	60'0
6	59'6	60'1	60'7	61'2	61'7	61'8	61'9	61'9	61'6	61'2	61'0	60'9
7	60'1	60'9	61'6	62'0	62'4	62'2	62'0	61'9	61'5	61'2	60'9	60'5
8	60'5	60'9	61'2	61'7	61'8	61'8	61'6	61'3	61'0	61'0	61'0	60'9
9	60'4	60'7	61'0	61'2	61'2	61'4	61'5	61'3	61'1	61'0	60'9	60'9
10	60'7	60'9	61'2	61'9	62'4	62'6	62'7	62'6	62'3	62'1	62'0	61'8
11	—	—	—	—	—	—	—	—	—	—	—	—
12	62'0	62'1	62'9	63'8	64'3	64'8	64'9	64'8	64'2	64'0	63'9	63'7
13	62'9	63'2	63'5	63'9	64'1	64'5	64'7	64'1	63'9	63'5	63'0	62'9
14	62'0	62'1	62'6	62'9	63'0	63'1	63'1	62'8	62'5	62'1	61'9	61'8
15	61'3	61'9	62'5	62'9	63'0	63'0	62'7	62'1	61'9	61'7	61'4	61'1
16	60'7	61'0	61'3	61'7	61'9	61'9	61'9	61'7	61'2	61'0	60'8	60'7
17	60'0	60'3	60'7	61'0	61'6	61'7	61'8	61'7	61'4	61'1	61'0	60'7
18	—	—	—	—	—	—	—	—	—	—	—	—
19	59'8	60'0	60'4	60'9	61'2	61'8	61'9	61'8	61'4	61'0	60'9	60'6
20	59'5	59'9	60'3	61'0	61'3	61'8	61'8	61'6	61'1	60'9	60'7	60'2
21	59'8	59'9	60'0	60'2	60'5	60'7	60'8	60'5	60'2	60'0	59'8	59'7
22	58'9	59'1	59'3	59'7	59'9	60'0	60'0	59'9	59'7	59'3	59'1	59'0
23	58'6	58'8	59'0	59'0	59'2	59'2	59'5	59'4	59'2	59'0	58'8	58'7
24	58'8	59'1	59'8	60'1	60'8	60'9	60'9	60'8	60'1	59'9	59'7	59'4
25	—	—	—	—	—	—	—	—	—	—	—	—
26	58'9	59'4	60'0	60'7	61'0	61'2	61'1	61'0	60'8	60'1	60'0	59'9
27	58'9	59'1	59'8	60'0	60'3	60'8	61'0	60'8	60'2	60'0	59'8	59'7
28	59'9	60'5	61'0	61'3	61'7	61'8	61'8	61'5	61'1	61'0	60'5	60'1
29	60'0	60'2	60'8	61'0	61'2	61'5	61'1	61'0	60'8	60'3	60'1	60'0
30	59'8	60'1	60'4	60'9	61'0	61'1	61'0	60'9	60'7	60'2	60'0	60'0
31	60'3	60'7	61'0	61'3	61'8	61'8	61'7	61'4	61'0	61'0	60'9	60'6
Sept. 1	—	—	—	—	—	—	—	—	—	—	—	—
Hourly Means	60'21	60'53	60'95	61'33	61'61	61'77	61'77	61'56	61'23	60'98	60'79	60'61

HORIZONTAL FORCE.

One Scale Division = '00019 parts of the H. F. Change in the Magnetic moment of the Bar for 1° Fah° = '00028.

12.	13h.	14h.	15h.	16h.	17h.	18h.	19h.	20h.	21h.	22h.	23h.	Daily and Monthly Means
Sc. Div. 53'2	55'5	56'9	58'5	61'2	61'2	61'7	64'5	63'8	64'6	64'1	68'0	62'58
65'0	63'1	63'7	63'2	64'5	65'3	66'1	66'1	66'8	66'6	68'9	70'6	65'21
—	—	—	—	—	—	—	—	—	—	—	—	65'22
64'0	64'5	64'2	64'9	65'9	66'0	66'6	67'6	65'3	65'2	66'7	68'1	66'16
64'8	65'8	66'0	66'2	66'8	66'6	66'7	67'1	67'8	68'7	68'8	70'7	66'16
65'0	65'2	65'2	65'7	65'4	65'7	65'6	65'7	65'6	66'9	69'0	71'1	66'16
65'2	65'6	66'0	66'0	66'9	66'8	66'7	67'3	68'1	69'3	71'5	73'2	67'51
66'2	66'1	66'9	66'9	66'9	67'0	67'2	67'8	67'8	68'6	69'9	70'7	68'06
65'4	63'7	62'6	63'0	64'0	65'0	65'2	65'6	65'2	66'7	67'6	69'9	63'80
—	—	—	—	—	—	—	—	—	—	—	—	65'71
63'7	63'6	62'3	63'0	63'8	64'7	64'7	65'1	65'4	66'4	70'2	69'8	64'68
62'7	63'2	63'0	65'0	63'6	64'1	63'7	63'9	64'8	65'0	66'1	67'4	65'23
64'1	64'1	64'8	65'0	65'2	65'7	65'9	66'6	67'0	67'5	69'0	70'3	67'66
65'4	66'0	66'7	67'1	68'1	68'1	68'1	68'6	69'5	71'0	73'2	75'2	69'20
67'1	67'8	67'1	67'3	67'7	68'1	68'5	68'4	69'0	70'6	71'9	74'2	68'67
65'0	65'9	67'4	67'0	68'2	69'0	69'1	69'2	69'5	70'0	71'2	73'0	68'45
—	—	—	—	—	—	—	—	—	—	—	—	70'30
67'7	67'7	67'9	68'0	69'9	69'0	69'5	69'4	69'7	68'4	70'3	72'2	71'07
67'1	68'1	69'3	69'5	69'9	69'9	70'0	70'0	69'3	70'2	72'1	74'7	71'89
68'0	68'0	69'6	70'0	70'0	70'6	70'0	70'6	71'0	72'5	74'3	76'0	66'89
71'1	71'0	70'1	70'4	69'7	70'0	70'0	70'2	71'0	72'4	74'3	74'2	66'99
62'9	66'1	67'8	68'6	68'3	68'0	68'4	68'8	68'7	69'2	70'9	70'1	66'80
65'7	66'7	68'0	69'0	67'8	67'0	68'3	68'5	67'1	67'8	69'9	70'5	67'82
—	—	—	—	—	—	—	—	—	—	—	—	68'56
66'1	66'3	66'7	67'0	67'1	67'2	68'4	67'7	66'9	67'9	70'7	72'8	68'87
65'8	65'8	66'2	68'4	67'6	67'9	68'0	68'9	68'8	69'3	71'9	73'2	67'05
67'1	67'7	67'2	67'2	68'8	68'2	68'3	68'3	68'5	69'7	71'3	72'7	64'28
66'9	67'0	67'2	67'8	67'8	68'1	68'6	68'9	69'3	71'4	74'3	76'1	65'01
65'9	64'2	64'1	63'7	66'9	65'6	64'9	65'1	65'0	64'5	68'3	70'7	67'03
62'1	64'0	65'8	63'6	63'9	64'0	65'7	65'0	63'7	64'2	65'2	66'5	65'01
—	—	—	—	—	—	—	—	—	—	—	—	67'03
66'1	65'3	65'5	66'2	66'7	66'2	67'6	66'8	66'0	65'5	67'7	69'0	67'03
65'16	65'48	65'86	66'23	66'76	66'85	67'17	67'47	67'43	68'15	69'97	71'51	67'03

TEMPERATURE OF THE BIFILAR MAGNET.

61'9	61'7	61'6	61'5	61'4	61'0	60'9	60'9	61'0	61'0	61'0	61'0	61'77
60'5	60'3	60'3	60'2	60'0	60'0	60'0	59'9	59'8	59'8	59'9	60'0	60'61
—	—	—	—	—	—	—	—	—	—	—	—	60'21
60'1	60'0	60'0	59'8	59'8	59'7	59'6	59'6	59'4	59'5	59'5	59'7	59'80
60'0	59'9	59'5	59'4	59'1	59'0	59'0	58'9	58'9	58'9	59'0	59'2	60'61
60'8	60'6	60'3	60'2	60'1	60'1	60'0	59'8	59'7	59'7	59'8	60'0	60'69
60'1	60'1	60'0	60'0	59'9	59'9	59'9	59'8	59'8	59'9	60'0	60'1	60'71
60'8	60'6	60'2	60'2	60'1	60'0	60'0	60'0	60'0	60'1	60'1	60'3	60'77
60'8	60'8	60'7	60'6	60'6	60'6	60'5	60'5	60'3	60'3	60'1	60'2	61'90
—	—	—	—	—	—	—	—	—	—	—	—	63'19
62'2	62'1	62'1	62'0	62'0	61'9	61'8	61'7	61'6	61'6	61'7	61'8	62'86
63'2	63'0	63'0	62'9	62'7	62'4	62'4	62'4	62'3	62'2	62'2	62'5	61'72
62'7	62'5	62'2	62'1	62'1	62'0	61'9	61'8	61'8	61'7	61'8	61'9	61'19
61'5	61'2	61'1	61'0	60'9	60'9	60'8	60'7	60'7	60'7	60'8	61'0	60'56
61'0	60'8	60'7	60'4	60'1	60'1	60'0	60'0	59'9	59'9	60'0	60'2	60'34
60'3	60'1	60'0	60'0	59'9	59'8	59'6	59'6	59'4	59'5	59'6	59'9	60'23
—	—	—	—	—	—	—	—	—	—	—	—	60'17
59'9	59'9	59'9	59'8	59'8	59'7	59'5	59'3	59'3	59'3	59'3	59'5	59'53
60'2	60'0	60'0	59'7	59'5	59'2	59'3	59'2	59'1	59'1	59'1	59'4	58'88
60'0	59'9	59'8	59'7	59'5	59'5	59'3	59'2	59'2	59'1	59'1	59'7	58'51
59'4	59'1	59'1	59'0	59'0	58'9	58'8	58'7	58'6	58'6	58'7	58'8	59'31
58'9	58'8	58'5	58'4	58'2	58'1	58'1	58'0	57'9	58'0	58'1	58'3	59'62
58'5	58'2	58'0	58'0	58'0	57'9	57'8	57'8	57'7	57'8	58'0	58'2	59'56
—	—	—	—	—	—	—	—	—	—	—	—	60'32
58'9	58'9	58'8	58'8	58'7	58'7	58'4	58'4	58'3	58'3	58'4	58'5	60'05
59'6	59'3	59'0	59'0	58'9	58'9	58'8	58'7	58'6	58'5	58'7	58'8	60'23
59'4	59'2	59'2	59'1	59'0	59'0	58'9	58'9	58'9	58'9	59'0	59'6	60'01
60'0	60'0	60'0	59'8	59'7	59'7	59'3	59'4	59'2	59'3	59'2	59'7	60'49
60'0	60'0	59'7	59'6	59'4	59'3	59'2	59'2	59'1	59'1	59'2	59'5	60'23
60'0	60'0	60'0	60'0	60'0	59'9	59'9	60'0	60'0	59'8	60'0	59'9	60'01
—	—	—	—	—	—	—	—	—	—	—	—	60'49
59'1	59'0	59'0	59'0	58'9	58'8	58'8	58'8	58'8	58'8	58'9	58'9	60'49
60'86	60'22	60'10	60'01	59'90	59'81	59'73	59'67	59'60	59'61	59'67	59'87	60'49

HORIZONTAL FORCE.												
One Scale Division = '00019 parts of the H. F. Change in the Magnetic moment of the Bar for 1° Fah°. = '00028.												
Mean Göttingen Time. } SEPTEMBER.	0h.	1h.	2h.	3h.	4h.	5h.	6h.	7h.	8h.	9h.	10h.	11h.
	Sc. Div.	Sc. Div.	Sc. Div.	Sc. Div.	Sc. Div.	Sc. Div.	Sc. Div.	Sc. Div.	Sc. Div.	Sc. Div.	Sc. Div.	Sc. Div.
2	70·7	69·3	69·4	68·1	65·9	64·8	63·8	64·0	64·2	64·9	65·0	65·2
3	73·8	73·4	71·5	71·0	69·7	68·8	67·9	66·9	66·9	66·8	67·1	67·1
4	72·0	72·1	70·9	68·7	65·2	63·9	65·1	64·6	64·1	63·7	65·8	64·8
5	72·1	71·9	70·1	67·7	66·1	64·8	64·2	64·7	65·0	65·1	65·9	66·0
6	72·1	72·2	71·0	68·3	66·5	66·1	65·9	65·0	64·1	65·9	67·6	68·9
7	74·3	74·9	72·1	69·1	68·7	67·0	64·0	66·2	67·4	68·7	68·8	67·9
8	—	—	—	—	—	—	—	—	—	—	—	—
9	73·8	74·1	73·4	70·3	68·1	66·2	65·7	65·0	65·1	65·1	66·5	64·5
10	74·0	73·7	72·1	70·8	69·0	68·0	67·6	67·6	67·0	66·3	66·7	66·9
11	76·8	76·4	73·9	71·2 ^a	69·1	68·1	67·3	67·7	67·3	68·2	66·9	67·6
12	78·3	77·5	75·0	73·0	70·6	68·2	66·5	65·4	65·4	66·0	67·6	67·1
13	78·6	77·7	76·3	74·2	72·1	71·0	70·2	69·0	68·7	68·2	68·6	69·2
14	75·0	76·9	73·4	72·9	70·8	67·1	65·9	64·0	66·0	67·1	67·2	67·8
15	—	—	—	—	—	—	—	—	—	—	—	—
16	75·2	77·8	74·9	71·3	68·0	66·2	65·7	65·7	66·2	66·6	67·1	66·7
17	71·8	71·8	71·8	69·0	67·9	67·0	65·9	65·1	65·5	65·8	65·9	66·1
18	73·3	74·3	73·9	71·0	67·9	66·2	65·0	64·8	64·9	64·9	65·7	65·9
19	71·1	70·2	69·8	68·8	66·1	65·8	64·9	65·0	64·2	64·3	64·7	65·7
20	70·9	69·7	68·7	67·3	62·8	58·7	59·0	56·1	58·1	55·0	57·4	62·9
21	67·0	66·0	66·8	66·2	63·2	61·1	59·3	61·0	62·1	62·0	62·8	62·2
22	—	—	—	—	—	—	—	—	—	—	—	—
23	68·9	68·2	69·9	67·0	64·1	62·8	62·7	62·7	64·1	64·1	64·3	64·5
24	72·1	73·2	71·4	67·1	64·0	62·5	60·2	60·9	61·9	62·2	62·8	62·8
25	71·3	71·4	70·0	71·1	69·9	64·0	61·6	61·8	61·1	59·4	57·9	57·8
26	67·1	70·9	67·1	63·3	55·1	51·5	51·3	50·3	45·1	53·0	52·0	54·8
27	64·6	65·4	64·8	60·8	56·0	55·2	56·0	54·3	53·9	53·4	55·7	57·0
28	67·1	65·2	62·8	58·2	57·1	54·5	54·2	54·1	55·3	55·9	56·1	57·0
29	—	—	—	—	—	—	—	—	—	—	—	—
30	63·3	62·2	58·1	55·1	53·0	50·2	50·1	52·8	53·4	54·6	55·7	55·9
Hourly Means	71·81	71·86	70·33	68·06	65·48	63·59	62·80	62·59	62·68	63·09	63·67	64·09

TEMPERATURE OF THE BIFILAR MAGNET.												
SEPTEMBER.	°	°	°	°	°	°	°	°	°	°	°	°
2	59·1	59·7	60·1	60·8	61·0	61·1	61·0	60·9	60·4	60·0	60·0	59·9
3	59·1	59·3	59·7	60·0	60·2	60·4	60·4	60·1	60·0	60·0	59·8	59·5
4	59·2	59·7	60·0	60·2	60·6	60·7	60·6	60·2	60·0	59·8	59·7	59·4
5	59·7	60·0	60·1	60·6	60·9	60·9	60·9	60·7	60·1	60·0	59·9	59·7
6	59·0	59·6	59·9	60·0	60·0	60·1	60·6	60·1	59·9	59·8	59·7	59·4
7	59·0	59·1	59·6	59·8	60·0	60·0	60·0	60·0	60·0	59·7	59·5	59·3
8	—	—	—	—	—	—	—	—	—	—	—	—
9	59·7	60·0	60·4	60·9	61·0	61·2	61·2	61·0	60·8	60·5	60·0	60·0
10	59·7	59·9	60·2	60·7	60·7	60·7	60·7	60·3	60·0	60·0	59·9	59·9
11	59·9	60·1	60·3	60·9	61·0	61·1	61·0	60·7	60·2	60·0	59·8	59·6
12	59·0	59·7	60·0	60·3	60·6	60·7	60·6	60·0	59·9	59·5	59·1	59·0
13	58·9	59·4	60·0	60·1	60·0	60·0	60·0	59·9	59·7	59·4	59·2	59·0
14	58·9	59·1	59·3	59·5	59·7	59·9	59·9	59·8	59·6	59·2	59·0	58·9
15	—	—	—	—	—	—	—	—	—	—	—	—
16	58·8	59·2	59·9	60·0	60·6	60·8	61·0	60·8	60·5	60·0	60·0	59·7
17	59·8	60·0	60·3	60·7	60·8	60·8	60·7	60·2	60·0	59·8	59·8	59·5
18	59·8	60·1	60·7	61·0	61·5	61·8	61·9	61·7	61·3	61·1	60·9	60·7
19	60·8	61·1	61·8	62·0	62·7	62·9	62·7	62·1	61·9	61·7	61·1	61·0
20	60·6	61·1	61·7	62·0	62·7	62·8	62·8	62·3	62·0	61·8	61·3	61·1
21	60·7	60·9	61·2	61·3	61·7	61·8	61·6	61·4	61·1	61·0	60·8	60·7
22	—	—	—	—	—	—	—	—	—	—	—	—
23	60·7	60·8	60·9	61·2	61·4	61·4	61·5	61·1	61·0	60·9	60·8	60·7
24	60·8	61·3	62·2	63·0	63·8	64·0	63·9	63·4	62·9	62·6	62·1	61·9
25	61·0	61·3	61·8	62·0	62·4	62·6	62·6	62·2	62·0	61·8	61·6	61·2
26	60·9	61·6	62·0	62·2	62·4	62·6	62·7	62·7	62·3	62·1	62·1	61·9
27	61·6	62·4	63·4	64·3	65·2	65·9	66·0	65·9	65·1	64·9	64·2	63·9
28	63·7	64·8	65·9	67·0	68·1	68·8	68·9	68·6	68·0	67·0	66·2	65·6
29	—	—	—	—	—	—	—	—	—	—	—	—
30	63·6	64·0	64·3	65·0	65·6	66·0	65·9	65·7	65·1	64·9	64·2	64·0
Hourly Means	60·16	60·57	61·03	61·42	61·78	61·96	61·96	61·67	61·35	61·10	60·83	60·62

^a Four minutes and a half late.

HORIZONTAL FORCE.

One Scale Division = '00019 parts of the H. F. Change in the Magnetic moment of the Bar for 1° Fah'. = '00028.

12h.	13h.	14h.	15h.	16h.	17h.	18h.	19h.	20h.	21h.	22h.	23h.	Daily and Monthly Means.
Sc. Div.	Sc. Div.	Sc. Div.	Sc. Div.	Sc. Div.	Sc. Div.	Sc. Div.	Sc. Div.	Sc. Div.	Sc. Div.	Sc. Div.	Sc. Div.	Sc. Div.
65·8	65·2	66·0	65·8	66·6	66·9	66·9	67·2	68·3	69·9	71·9	73·1	67·04
67·1	67·7	67·9	68·1	68·3	67·0	68·8	68·2	68·6	69·8	70·1	70·9	68·89
65·3	66·0	66·3	66·1	67·2	67·0	66·2	66·1	66·1	66·2	69·1	71·1	66·82
66·1	66·5	66·8	66·8	66·8	67·1	67·5	67·5	67·4	67·9	69·8	71·1	67·29
68·4	69·2	69·2	69·3	69·6	69·5	69·4	69·7	69·4	69·9	72·0	72·9	68·84
—	—	—	—	—	—	—	—	—	—	—	—	68·36
65·1	66·1	66·2	67·8	67·3	66·3	66·5	66·8	68·3	68·3	70·0	72·8	68·04
65·0	68·2	66·9	65·7	66·0	66·7	67·0	67·4	67·7	69·4	71·7	73·4	69·23
67·2	67·2	67·8	67·9	68·0	68·1	68·7	69·1	69·2	70·6	73·0	75·1	70·41
68·0	68·5	68·7	69·4	69·8	70·0	70·1	70·5	70·6	71·8	74·9	77·0	70·61
67·9	68·2	68·7	69·1	69·0	69·9	71·0	71·7	72·2	73·3	75·8	77·2	72·25
70·6	71·6	71·5	71·5	71·8	71·3	71·0	71·3	73·7	75·3	75·8	74·8	69·14
—	—	—	—	—	—	—	—	—	—	—	—	68·56
67·0	66·9	67·2	67·8	68·0	68·8	68·4	68·1	68·6	68·6	71·8	74·1	67·54
65·4	66·1	65·4	65·2	66·9	68·0	68·4	69·0	68·5	69·0	70·0	72·2	67·87
66·8	67·2	65·6	67·0	66·8	66·7	66·6	65·1	67·4	66·7	69·1	71·3	66·82
66·0	66·9	66·8	66·2	66·8	66·3	67·1	67·4	67·1	68·4	70·0	72·0	63·24
65·2	63·8	64·8	65·0	67·1	65·9	67·8	68·4	67·2	68·0	70·8	69·1	64·31
63·3	62·2	62·3	63·9	63·8	63·0	64·6	63·4	65·5	65·4	66·7	67·1	65·47
—	—	—	—	—	—	—	—	—	—	—	—	65·64
63·1	64·0	64·4	65·0	65·0	65·1	65·6	65·8	63·1	65·1	67·6	69·9	63·95
64·9	64·5	65·0	65·0	64·9	64·9	65·7	64·1	64·7	66·1	68·2	71·0	58·73
64·0	64·2	63·9	65·1	65·9	65·4	64·9	65·3	65·9	67·7	71·0	71·0	59·87
56·3	56·8	62·9	63·8	64·1	64·0	63·4	64·1	62·1	67·8	65·8	66·3	57·86
57·9	59·2	59·9	60·0	60·8	61·9	62·5	61·9	61·9	60·1	61·0	61·0	57·00
59·3	59·6	60·0	61·5	60·3	61·8	60·8	60·8	61·7	62·9	64·9	66·1	66·15
—	—	—	—	—	—	—	—	—	—	—	—	64·41
57·2	56·8	55·4	56·2	57·3	57·7	57·3	57·3	57·6	57·8	59·5	61·0	64·89
57·4	59·6	65·1	63·1	64·1	64·6	62·5	57·2	53·3	52·6	53·0	51·1	65·39
—	—	—	—	—	—	—	—	—	—	—	—	65·69
64·41	64·89	65·39	65·69	66·09	66·16	66·35	66·18	66·24	67·14	68·94	70·20	66·09

TEMPERATURE OF THE BIFILAR MAGNET.

59·6	59·4	59·3	59·2	59·2	59·0	59·0	58·9	58·9	59·0	59·0	59·1	59·73
59·4	59·1	59·0	58·9	58·9	58·8	58·7	58·6	58·6	58·5	58·8	59·0	59·37
59·2	59·1	59·1	59·0	59·0	59·0	58·9	58·8	58·8	58·8	58·9	59·0	59·49
59·4	59·2	59·2	59·1	59·0	59·0	58·9	58·8	58·8	58·8	58·8	59·0	59·65
59·2	59·1	58·9	58·9	58·8	58·8	58·7	58·7	58·6	58·6	58·8	58·8	59·33
—	—	—	—	—	—	—	—	—	—	—	—	59·34
59·3	59·1	59·1	59·0	59·0	59·0	58·9	58·8	58·9	58·9	59·0	59·2	60·07
60·0	59·9	59·8	59·8	59·7	59·6	59·4	59·2	59·3	59·3	59·5	59·6	59·69
59·8	59·6	59·2	59·2	59·1	59·0	59·0	59·0	58·9	58·9	59·0	59·2	59·57
59·3	59·1	59·0	59·0	58·9	58·6	58·6	58·6	58·4	58·4	58·4	58·8	59·13
58·9	58·8	58·8	58·7	58·6	58·4	58·1	58·0	58·0	58·0	58·0	58·5	58·95
58·9	58·7	58·5	58·3	58·1	58·0	58·0	57·9	57·9	58·0	58·2	58·7	58·84
—	—	—	—	—	—	—	—	—	—	—	—	59·51
58·7	58·7	58·6	58·4	58·3	58·2	58·1	58·0	58·0	58·0	58·0	58·3	59·59
59·4	59·1	59·0	58·9	58·8	58·8	58·7	58·6	58·7	58·7	59·0	59·2	60·45
59·2	59·2	59·0	59·0	59·0	58·9	58·9	58·8	58·8	58·8	59·0	59·3	61·02
60·3	60·1	60·0	60·0	59·8	59·7	59·7	59·6	59·6	59·6	59·8	60·0	61·07
61·0	60·8	60·7	60·4	60·1	60·0	59·9	59·9	59·9	59·9	60·0	60·0	60·77
61·0	60·9	60·6	60·2	60·1	60·0	60·1	60·0	60·1	60·1	60·1	60·2	60·53
—	—	—	—	—	—	—	—	—	—	—	—	61·76
60·9	60·8	60·7	60·5	60·4	60·2	60·1	60·1	60·1	60·1	60·0	60·4	61·14
60·5	60·1	60·1	60·0	60·0	59·9	59·9	59·9	59·9	59·9	60·0	60·2	61·36
61·6	61·2	61·0	61·0	60·9	60·8	60·7	60·6	60·6	60·5	60·7	60·8	63·28
61·0	60·9	60·7	60·6	60·4	60·2	60·1	60·1	60·1	60·2	60·0	60·5	65·18
61·6	61·1	61·0	61·0	60·8	60·5	60·2	60·1	60·1	60·0	60·1	60·7	63·99
63·2	62·9	62·7	62·1	62·0	61·9	61·8	61·7	61·6	61·6	61·8	62·6	—
—	—	—	—	—	—	—	—	—	—	—	—	60·49
64·3	64·0	63·9	63·7	63·6	63·4	63·2	63·3	63·3	63·1	63·0	63·0	60·38
63·7	63·3	63·2	63·0	63·0	62·9	62·9	62·8	62·9	62·9	63·1	63·7	60·17
—	—	—	—	—	—	—	—	—	—	—	—	60·04
60·38	60·17	60·04	59·92	59·82	59·70	59·62	59·55	59·55	59·54	59·64	59·91	59·92

HORIZONTAL FORCE.													
One Scale Division = .00019 parts of the H. F. Change in the Magnetic moment of the Bar for 1° Fah°. = .00028.													
Mean Göttingen Time.	0h.	1h.	2h.	3h.	4h.	5h.	6h.	7h.	8h.	9h.	10h.	11h.	
OCTOBER.	Sc. Div.	Sc. Div.	Sc. Div.	Sc. Div.	Sc. Div.	Sc. Div.	Sc. Div.	Sc. Div.	Sc. Div.	Sc. Div.	Sc. Div.	Sc. Div.	
	1	52.1	48.1	48.4	46.0	41.9	42.5	38.0	46.5	37.8	41.0	47.4	46.8
	2	63.9	62.9	61.9	59.8	57.1	56.9	56.1	47.0	49.9	52.8	54.4	55.1
	3	66.2	65.0	60.8	58.9	58.0	57.2	56.9	56.3	56.7	55.9	56.1	57.2
	4	67.5	67.2	64.7	62.0	59.5	58.4	56.1	56.0	55.8	56.0	57.8	56.6
	5	67.6	67.5	66.1	64.5	62.2	61.1	59.2	57.1	56.3	57.8	56.5	56.8
	6	—	—	—	—	—	—	—	—	—	—	—	—
	7	67.0	66.3	64.2	63.3	61.8	61.3	61.0	61.8	61.8	61.2	61.8	63.0
	8	67.9	68.0	65.9	64.9	64.1	63.1	62.5	62.2	62.6	62.2	62.2	62.2
	9	70.2	68.9	67.0	66.0	64.5	63.8	62.8	62.9	62.8	62.1	62.3	62.9
	10	73.2	73.3	71.0	69.2	66.4	64.9	63.9	63.0	62.1	62.9	62.9	62.9
	11	70.9	71.1	70.0	67.2	65.1	64.2	63.4	62.7	62.8	62.5	63.0	62.9
	12	72.1	72.0	70.4	66.5	64.4	63.9	63.5	63.0	63.2	63.3	63.3	63.8
	13	—	—	—	—	—	—	—	—	—	—	—	—
	14	73.8	73.0	71.0	68.5	67.6	66.5	65.2	64.6	64.3	64.7	63.9	62.8
	15	72.8	72.3	70.4	68.2	66.1	64.8	63.9	63.8	64.0	65.1	64.4	64.2
	16	74.8	73.0	71.1	69.4	68.0	66.6	65.7	65.0	64.9	64.9	65.0	64.9
	17	74.9	74.1	71.8	69.3	66.5	64.6	63.2	62.1	62.1	62.1	61.4	61.2
	18	73.2	70.2	67.8	66.7	65.9	65.9	65.2	64.8	65.1	64.8	65.2	65.2
	19	73.9	71.9	69.9	68.0	66.5	66.1	65.8	65.2	65.1	64.9	65.3	65.2
	20	—	—	—	—	—	—	—	—	—	—	—	—
	21	52.5	52.0	49.9	49.1	50.2	52.4	54.0	54.9	54.1	57.1	57.7	58.1
	22	67.1	65.2	63.8	62.0	60.0	58.9	58.4	57.1	56.9	57.1	57.2	57.9
	23	66.6	65.1	63.1	59.9	58.8	57.5	55.8	54.8	54.4	55.0	55.0	55.2
	24	61.8	60.8	58.2	56.8	57.0	57.2	57.1	57.0	57.1	57.1	57.0	56.9
	25	66.2	62.8	59.8	58.8	58.9	59.1	58.8	57.0	52.9	47.2	52.7	54.7
	26	66.4	66.4	66.2	62.9	57.9	55.6	57.1	57.9	56.4	56.9	53.1	60.2
	27	—	—	—	—	—	—	—	—	—	—	—	—
	28	63.9	63.9	63.9	62.9	62.3	60.3	59.8	58.8	58.2	57.9	57.3	57.1
	29	66.9	66.1	65.2	62.8	60.9	60.7	60.2	59.8	58.8	60.9	59.9	60.9
	30	64.2	64.6	65.7	65.5	63.2	62.1	61.1	60.9	61.2	61.2	61.8	61.6
31	70.9	70.9	70.8	67.8	67.8	66.4	64.8	60.2	60.9	62.9	61.5	61.5	
Hourly Means	67.72	66.76	65.15	63.22	61.58	60.81	59.98	59.35	58.82	59.17	59.49	59.92	

TEMPERATURE OF THE BIFILAR MAGNET.													
OCTOBER.	1	64.4	65.3	66.3	67.1	67.8	67.9	67.6	67.1	66.8	66.1	65.9	65.6
	2	64.1	64.6	65.0	65.7	66.1	66.7	66.7	66.0	66.0	65.7	65.3	64.9
	3	63.1	63.4	63.8	64.2	64.8	65.0	65.1	64.9	64.7	64.1	63.9	63.7
	4	63.8	64.6	65.4	66.0	66.9	67.3	67.0	66.6	65.9	65.3	64.8	64.5
	5	63.8	64.1	64.8	65.1	65.3	65.6	65.4	65.0	64.8	64.1	63.9	63.7
	6	—	—	—	—	—	—	—	—	—	—	—	—
	7	62.1	62.7	62.9	63.0	63.0	63.2	63.1	62.9	62.6	62.1	62.0	61.8
	8	61.4	61.8	62.0	62.1	62.8	62.9	62.8	62.4	62.1	61.9	61.7	61.4
	9	61.4	61.9	62.1	62.7	62.8	62.8	62.1	62.0	61.9	61.6	61.3	61.1
	10	61.0	61.1	61.9	62.1	62.4	62.5	62.8	62.4	62.0	61.8	61.6	61.1
	11	61.1	61.9	62.0	62.7	62.9	63.0	63.1	62.7	62.2	62.0	61.9	61.6
	12	61.6	61.9	62.6	63.0	63.1	63.2	63.0	62.9	62.4	62.0	61.9	61.8
	13	—	—	—	—	—	—	—	—	—	—	—	—
	14	61.0	61.1	61.6	61.9	62.1	62.1	62.0	61.9	61.7	61.5	61.0	61.0
	15	60.5	60.9	61.2	61.1	61.2	61.5	61.5	61.2	61.0	60.7	60.3	60.1
	16	59.9	60.4	60.9	61.2	61.3	61.2	61.0	60.9	60.6	60.1	60.0	59.9
	17	59.8	60.0	60.7	61.0	61.2	61.7	61.8	61.6	61.1	60.9	60.4	60.0
	18	59.9	60.2	60.7	61.0	61.0	61.0	61.0	60.9	60.8	60.5	60.2	60.0
	19	60.3	61.1	61.8	61.9	62.3	62.5	62.4	62.0	61.9	61.4	61.1	61.0
	20	—	—	—	—	—	—	—	—	—	—	—	—
	21	61.8	62.0	62.1	62.7	63.0	63.0	63.2	63.2	62.9	62.7	62.0	61.7
	22	61.7	62.3	63.2	64.0	64.2	64.4	64.1	64.0	63.7	63.0	62.7	62.2
	23	62.0	62.7	63.4	64.2	65.1	65.9	66.0	65.8	65.2	64.8	64.0	63.7
	24	63.1	63.8	64.5	65.1	65.7	65.8	65.8	65.2	64.9	64.1	63.8	63.6
	25	62.1	62.5	63.0	63.6	63.8	63.8	63.3	63.1	62.8	62.2	62.3	62.3
	26	61.4	61.8	62.3	62.8	62.9	62.9	62.7	62.5	62.5	62.2	61.9	61.7
	27	—	—	—	—	—	—	—	—	—	—	—	—
	28	61.4	61.9	62.1	62.6	62.7	62.9	62.8	62.1	62.0	61.9	61.7	61.4
	29	60.9	61.3	61.7	61.9	62.0	62.2	62.2	62.0	61.8	61.5	61.1	61.1
	30	60.3	60.8	61.0	61.4	61.8	62.0	62.1	61.8	61.5	61.2	61.1	60.8
	31	60.0	60.7	61.3	61.2	61.8	61.7	61.7	61.4	61.1	60.9	60.6	60.5
Hourly Means	61.63	62.10	62.60	63.01	63.33	63.51	63.42	63.13	62.85	62.46	62.16	61.93	

HORIZONTAL FORCE.

One Scale Division = '00019 parts of the H. F. Change in the Magnetic moment of the Bar for 1° Fah° = '00028.

12h.	13h.	14h.	15h.	16h.	17h.	18h.	19h.	20h.	21h.	22h.	23h.	Daily and Monthly Means.	
Sc. Div. 49°9	Sc. Div. 51°4	Sc. Div. 54°0	Sc. Div. 55°2	Sc. Div. 56°6	Sc. Div. 56°9	Sc. Div. 59°5	Sc. Div. 59°1	Sc. Div. 58°5	Sc. Div. 59°4	Sc. Div. 59°9	Sc. Div. 62°0	Sc. Div. 62°0	50°79
54°5	57°1	57°5	58°0	59°0	59°5	60°9	60°9	60°2	60°9	62°6	65°1	65°1	58°08
57°8	58°0	57°4	58°9	59°4	59°9	59°8	60°2	60°8	62°4	64°2	65°8	65°8	59°57
59°9	58°8	58°9	59°0	59°2	59°1	59°8	59°5	59°8	60°9	63°9	66°1	66°1	60°10
—	—	—	—	—	—	—	—	—	—	—	—	—	61°61
60°1	60°4	60°7	60°4	60°8	61°0	61°5	62°1	62°2	63°4	66°0	67°4	67°4	63°25
61°8	61°2	61°0	63°1	62°9	62°1	63°7	63°6	64°5	66°1	66°8	66°6	66°6	64°38
62°5	62°8	62°0	63°6	63°7	63°7	64°1	65°0	66°4	66°7	68°0	68°9	68°9	64°95
62°9	63°1	63°0	62°9	63°0	63°6	63°3	64°3	65°7	67°8	70°1	73°0	73°0	65°95
63°0	64°0	64°1	64°1	64°1	65°0	65°1	65°2	65°9	66°8	68°8	70°9	70°9	65°47
63°2	63°2	63°5	64°0	64°2	65°0	65°4	64°9	65°4	66°7	69°0	71°0	71°0	66°80
—	—	—	—	—	—	—	—	—	—	—	—	—	66°37
63°9	64°8	66°0	66°8	66°9	67°4	67°4	67°2	68°4	69°5	71°8	73°8	73°8	67°03
62°3	63°3	64°9	65°0	64°4	64°2	65°3	65°1	65°8	66°5	69°0	71°1	71°1	67°65
64°0	64°0	64°9	65°4	65°7	66°1	66°1	67°0	68°4	69°8	73°0	74°3	74°3	66°42
64°9	65°0	66°5	66°0	66°1	66°0	65°9	66°1	67°2	69°4	72°5	74°8	74°8	67°86
62°4	63°2	64°1	64°9	65°0	65°9	66°4	66°4	67°4	70°4	72°2	72°6	72°6	63°19
66°1	67°2	67°6	67°9	68°9	68°3	68°7	68°7	69°4	70°7	71°2	73°9	73°9	57°10
—	—	—	—	—	—	—	—	—	—	—	—	—	60°54
60°9	61°4	58°5	64°8	60°4	61°4	58°1	58°9	58°5	57°0	53°1	55°8	55°8	58°47
57°1	57°1	57°8	58°4	60°5	60°0	59°8	60°6	61°6	64°0	65°7	65°9	65°9	59°19
58°5	58°9	58°6	61°2	60°7	60°4	60°5	60°3	60°4	62°5	64°4	64°9	64°9	59°58
56°8	58°3	58°2	58°2	58°3	58°8	58°8	58°6	58°9	59°0	58°2	60°1	60°1	60°05
57°8	57°1	57°6	58°1	58°0	59°4	59°5	60°5	61°3	64°4	66°9	66°0	66°0	61°15
56°8	59°4	58°5	58°3	59°9	62°9	60°8	61°0	65°5	64°9	66°1	66°9	66°9	62°39
—	—	—	—	—	—	—	—	—	—	—	—	—	64°01
60°9	57°7	57°3	58°1	60°2	60°1	60°2	59°8	60°7	61°4	63°1	64°7	64°7	64°72
59°8	59°3	59°8	60°5	62°0	62°2	61°7	61°4	61°7	62°6	64°0	66°2	66°2	62°47
60°1	60°1	61°2	62°5	63°5	63°2	63°1	62°4	63°0	64°8	66°1	64°4	64°4	—
62°2	63°2	63°8	63°9	63°8	64°2	64°3	65°0	66°1	66°2	69°3	71°1	71°1	—
62°0	62°2	62°8	63°2	63°2	63°2	63°4	62°7	63°8	65°2	67°2	68°0	68°0	—
60°45	60°82	61°12	61°94	62°24	62°57	62°71	62°83	63°61	64°79	66°41	67°83	67°83	62°47

TEMPERATURE OF THE BIFILAR MAGNET.

65°3	65°1	64°8	64°2	64°0	63°9	63°7	63°7	63°6	63°5	63°6	63°8	65°29
64°6	64°1	63°9	63°7	63°4	63°2	63°1	63°0	63°0	62°9	62°9	63°0	64°48
63°3	63°0	63°0	62°9	62°8	62°7	62°5	62°5	62°4	62°4	62°7	63°1	63°50
64°1	63°9	63°6	63°3	63°0	63°0	63°0	62°9	62°9	62°9	63°0	63°2	64°45
—	—	—	—	—	—	—	—	—	—	—	—	63°29
62°3	62°2	62°1	62°0	62°0	61°9	61°8	61°8	61°8	61°8	61°8	62°0	61°92
61°7	61°4	61°6	61°5	61°2	61°1	61°1	61°0	61°0	61°0	61°0	61°1	61°46
61°2	61°0	61°0	60°9	60°8	60°7	60°6	60°6	60°6	60°6	60°6	61°0	61°32
61°0	60°9	60°9	60°8	60°7	60°7	60°5	60°4	60°4	60°4	60°5	60°9	61°31
61°0	61°0	61°0	60°9	60°8	60°8	60°5	60°4	60°4	60°4	60°6	60°9	61°55
61°3	61°1	61°0	61°0	60°9	60°8	60°6	60°6	60°5	60°5	60°8	61°0	61°59
—	—	—	—	—	—	—	—	—	—	—	—	60°98
60°9	60°9	60°9	60°8	60°7	60°7	60°6	60°6	60°6	60°5	60°7	60°8	60°10
60°9	60°9	60°8	60°7	60°5	60°3	60°2	60°0	60°0	60°0	60°1	60°2	59°92
60°0	59°8	59°6	59°4	59°1	59°0	59°1	58°9	59°0	59°0	59°0	59°4	60°15
59°9	59°8	59°5	59°2	59°1	59°1	59°0	58°9	59°0	59°0	59°0	59°3	59°90
60°0	59°9	59°9	59°8	59°7	59°3	59°3	59°1	59°0	59°0	59°0	59°4	61°20
59°9	59°8	59°2	59°0	59°0	59°0	58°9	58°9	58°9	59°0	59°1	59°8	61°61
—	—	—	—	—	—	—	—	—	—	—	—	62°24
60°9	60°8	60°7	60°6	60°5	60°6	60°5	60°6	60°8	60°8	60°9	61°4	63°30
61°2	61°0	61°0	60°8	60°7	60°6	60°4	60°4	60°3	60°3	60°6	61°1	63°39
62°0	61°7	61°2	61°0	61°0	60°9	60°9	60°8	60°8	60°9	61°2	61°8	62°09
63°3	62°9	62°6	62°2	62°0	62°0	61°9	61°8	61°8	61°8	61°8	62°3	61°67
63°2	62°9	62°8	62°2	62°0	61°9	61°9	61°8	61°8	61°7	61°8	61°9	61°37
62°1	61°8	61°8	61°6	61°3	61°1	61°0	60°9	60°9	60°9	60°9	61°1	60°93
—	—	—	—	—	—	—	—	—	—	—	—	60°63
61°2	61°2	61°2	61°1	61°1	61°1	60°9	60°9	60°9	60°8	61°0	61°0	60°61
61°1	61°0	60°9	60°8	60°7	60°6	60°5	60°3	60°3	60°3	60°1	60°8	—
61°0	61°0	60°6	60°2	60°1	60°0	59°9	59°9	59°9	59°9	60°0	60°1	—
60°6	60°2	60°1	60°0	60°0	59°9	59°8	59°7	59°7	59°7	59°7	59°9	—
60°4	60°3	60°2	60°1	60°1	60°1	60°0	59°9	59°9	59°9	60°1	60°7	—
61°64	61°47	61°33	61°14	61°01	60°93	60°82	60°75	60°75	60°74	60°84	61°15	61°86

HORIZONTAL FORCE.													
One Scale Division = '00019 parts of the H. F. Change in the Magnetic moment of the Bar for 1 Fah ^t . = '00028.													
Mean Göttingen Time.	0h.	1h.	2h.	3h.	4h.	5h.	6h.	7h.	8h.	9h.	10h.	11h.	
NOVEMBER.	1	68'7	68'5	68'0	66'7	65'3	63'6	63'5	57'5	59'0	60'6	60'0	
	2	69'3	68'5	66'5	63'8	64'4	62'5	58'4	59'6	58'6	59'0	58'9	
	3	—	—	—	—	—	—	—	—	—	—	—	
	4	67'1	67'1	63'8	62'9	60'9	59'1	60'1	59'2	59'7	58'9	58'8	58'9
	5	62'9	62'7	62'7	62'8	61'9	61'9	61'0	60'9	60'8	60'6	60'6	60'1
	6	67'2	67'9	66'1	64'1	63'2	61'8	59'7	57'3	58'9	59'1	60'1	61'1
	7	72'2	71'8	69'8	68'4	66'9	65'3	63'8	62'1	61'0	61'3	61'1	61'9
	8	70'6	69'0	66'6	63'3	63'0	62'9	62'2	63'1	63'1	63'1	63'3	63'3
	9	73'1	72'1	70'1	68'1	67'2	66'8	65'3	64'2	64'0	64'1	64'2	63'9
	10	—	—	—	—	—	—	—	—	—	—	—	—
	11	68'2	66'5	64'9	64'1	65'2	59'2	57'1	55'5	57'3	55'1	54'7	55'3
	12	69'4	69'4	68'1	65'9	60'1	55'1	58'9	59'9	58'2	58'7	59'1	59'2
	13	69'0	68'7	66'1	65'2	64'0	62'2	61'5	60'1	60'9	60'5	59'1	58'2
	14	70'7	71'1	68'8	66'1	63'4	61'2	60'2	58'6	59'2	59'5	59'8	59'9
	15	70'3	69'7	67'9	65'1	63'9	64'0	63'9	62'6	61'1	60'5	60'8	61'8
	16	53'7	51'0	53'4	53'1	47'1	45'9	40'4	40'1	35'9	45'1	46'1	48'8
	17	—	—	—	—	—	—	—	—	—	—	—	—
	18	61'7	63'1	62'7	62'1	61'1	59'3	58'1	56'4	58'3	56'1	56'9	55'1
	19	58'9	59'1	58'0	56'9	56'1	57'1	56'4	56'4	55'5	54'4	56'1	56'1
	20	62'1	62'3	61'9	60'9	60'3	59'9	59'7	58'9	58'2	56'1	56'9	57'1
	21	65'4	64'8	64'4	61'9	59'9	58'5	58'1	58'0	57'9	57'8	57'9	59'2
	22	65'5	62'9	62'1	61'1	60'0	57'5	52'7	40'6	38'8	43'2	47'7	53'9
	23	55'9	57'2	57'9	56'9	56'9	54'4	54'4	53'4	54'8	52'9	53'3	55'2
	24	—	—	—	—	—	—	—	—	—	—	—	—
	25	66'4	65'0	64'0	64'1	61'8	60'0	58'1	57'9	58'1	57'8	57'9	58'8
	26	64'3	62'2	63'0	62'5	60'9	59'9	59'1	59'1	58'9	59'1	59'1	59'3
	27	66'2	64'8	64'6	65'1	64'6	63'8	63'0	62'2	62'3	62'1	62'2	62'2
	28	67'2	64'9	60'6	58'9	57'9	56'8	58'7	57'2	58'2	59'2	59'3	58'6
	29	68'2	69'0	67'1	66'0	63'2	61'0	59'1	58'0	57'6	57'9	58'2	59'1
	30	65'2	64'0	63'6	62'7	61'8	61'0	60'0	59'1	58'6	58'9	58'7	59'0
Dec. 1	—	—	—	—	—	—	—	—	—	—	—	—	
Hourly Means	66'13	65'51	64'33	63'05	61'58	60'03	58'98	57'62	57'49	57'75	58'11	58'89	

TEMPERATURE OF THE BIFILAR MAGNET.													
NOVEMBER.	1	61'0	61'8	62'2	62'9	63'2	63'4	63'1	63'0	62'8	62'1	62'0	61'8
	2	62'9	64'0	65'0	65'5	65'9	66'2	66'1	65'7	64'9	64'3	63'9	63'6
	3	—	—	—	—	—	—	—	—	—	—	—	—
	4	62'5	62'8	62'9	63'1	63'7	63'6	63'6	63'4	63'1	63'0	62'7	62'2
	5	62'0	62'4	62'9	63'4	63'8	64'0	63'8	63'4	63'0	62'8	62'2	62'0
	6	62'0	62'4	62'8	63'1	63'2	63'2	63'0	62'9	62'6	62'1	62'0	61'9
	7	61'1	61'3	61'8	62'1	62'2	62'3	62'4	62'1	61'9	61'8	61'6	61'4
	8	61'0	61'2	61'7	62'0	62'6	62'8	62'9	62'5	62'3	62'0	61'8	61'4
	9	61'3	61'7	62'0	62'1	62'4	62'5	62'5	62'2	62'0	61'7	61'4	61'4
	10	—	—	—	—	—	—	—	—	—	—	—	—
	11	61'5	61'6	62'2	62'7	63'2	63'2	63'0	62'7	62'1	62'0	61'7	61'2
	12	61'0	61'4	62'0	62'7	63'1	63'4	63'5	63'1	62'9	62'3	62'0	61'8
	13	61'3	62'0	63'0	63'7	64'0	64'1	64'1	63'7	63'2	62'9	62'5	62'2
	14	62'0	62'8	63'4	63'9	64'0	64'3	64'3	64'0	63'7	63'2	62'9	62'7
	15	62'1	62'6	63'2	63'5	64'0	64'1	64'0	63'5	63'0	62'9	62'6	62'2
	16	61'7	62'0	62'2	62'7	63'1	63'4	63'7	63'3	63'1	62'9	62'8	62'6
	17	—	—	—	—	—	—	—	—	—	—	—	—
	18	61'9	62'7	63'0	64'0	64'4	64'8	64'8	64'4	64'1	63'6	63'2	62'9
	19	62'1	62'8	63'4	63'7	64'2	64'4	64'4	64'2	64'1	63'7	63'3	63'0
	20	62'8	63'3	64'0	64'3	64'6	64'8	64'3	64'0	63'9	63'2	63'0	62'8
	21	62'7	63'1	63'4	64'0	64'1	64'2	64'4	64'1	63'8	63'2	62'9	62'6
	22	61'6	62'0	62'7	63'3	63'8	64'0	64'1	64'0	63'6	63'5	63'2	63'1
	23	61'9	62'1	62'8	63'1	63'7	63'7	63'8	63'4	63'1	62'8	62'2	62'0
	24	—	—	—	—	—	—	—	—	—	—	—	—
	25	62'0	62'2	62'9	63'0	63'4	63'7	63'8	63'5	63'4	62'9	62'4	62'0
	26	61'8	62'0	62'9	63'5	63'8	64'0	64'0	63'7	63'2	62'9	62'6	62'4
	27	62'0	62'6	63'1	63'9	64'0	64'0	63'7	63'2	62'9	62'5	62'2	62'0
	28	61'1	61'8	62'0	62'8	63'2	63'6	63'7	63'6	63'1	62'8	62'1	62'0
	29	61'7	62'0	62'5	63'1	63'8	64'0	64'0	63'8	63'2	62'9	62'7	62'7
	30	62'4	63'0	63'3	64'0	64'6	64'8	64'9	64'8	64'7	64'3	64'0	63'8
Dec. 1	—	—	—	—	—	—	—	—	—	—	—	—	
Hourly Means	61'82	62'29	62'82	63'31	63'69	63'87	63'84	63'55	63'22	62'86	62'53	62'29	

HORIZONTAL FORCE.

One Scale Division = '00019 parts of the H. F. Change in the Magnetic moment of the Bar for 1° Fah. = '00028.

12h.	13h.	14h.	15h.	16h.	17h.	18h.	19h.	20h.	21h.	22h.	23h.	Daily and Monthly Means.
Sc. Div. 61'2	Sc. Div. 62'0	Sc. Div. 61'0	Sc. Div. 63'4	Sc. Div. 63'1	Sc. Div. 63'0	Sc. Div. 63'4	Sc. Div. 63'2	Sc. Div. 64'9	Sc. Div. 66'8	Sc. Div. 67'0	Sc. Div. 68'2	Sc. Div. 63'79
—	—	—	—	—	—	—	—	—	—	—	—	62'18
59'8	60'0	60'1	61'0	60'4	60'7	60'0	60'5	61'8	62'9	65'7	67'2	62'18
58'9	61'9	61'0	60'9	61'6	61'5	—	61'0	61'6	62'7	62'2	62'3	61'39
60'2	61'1	61'2	63'2	63'1	63'1	63'4	64'8	65'6	66'9	67'0	68'9	62'81
61'7	62'0	62'8	62'9	63'1	63'6	63'8	64'4	65'8	67'9	69'1	71'0	63'52
62'4	63'1	63'0	63'1	63'8	63'7	63'8	64'4	67'8	70'5	71'4	71'4	65'58
63'2	63'3	63'8	63'9	64'0	64'0	64'1	64'4	66'6	70'0	72'2	72'7	65'24
—	—	—	—	—	—	—	—	—	—	—	—	66'77
66'1	66'0	65'7	64'9	65'9	65'8	65'2	64'8	65'6	68'3	70'0	71'2	66'77
56'9	57'1	57'3	58'9	59'2	59'9	60'1	61'7	63'2	64'7	65'7	68'0	60'66
59'2	60'7	60'1	60'9	61'1	61'9	60'9	62'4	63'6	65'8	66'5	68'0	62'21
59'9	59'9	60'2	60'5	61'1	61'7	62'3	62'9	64'3	66'9	68'8	70'1	63'09
60'5	60'9	61'2	61'7	61'8	61'9	62'8	64'8	66'1	67'2	67'9	70'3	63'57
62'4	63'3	64'3	64'9	66'9	67'1	69'8	70'5	68'9	65'0	65'9	62'9	65'15
—	—	—	—	—	—	—	—	—	—	—	—	52'92
57'2	58'0	57'9	57'9	58'1	58'1	58'7	58'2	59'5	61'1	62'3	62'5	52'92
56'9	56'9	57'2	58'1	59'7	59'8	58'0	58'2	59'9	60'9	60'6	61'9	59'15
56'3	57'9	58'1	58'7	59'1	59'3	59'9	60'8	61'9	63'2	63'6	63'3	58'46
57'6	57'5	57'8	57'6	58'1	58'9	59'5	61'0	63'1	65'2	65'8	65'2	60'07
59'2	59'0	59'2	63'5	63'1	62'2	62'2	63'2	64'0	67'4	67'9	66'9	61'73
56'4	51'1	54'7	55'0	54'9	55'0	55'4	56'5	59'2	58'7	57'3	58'7	54'95
—	—	—	—	—	—	—	—	—	—	—	—	58'07
58'4	58'2	58'2	58'9	59'9	59'1	59'3	60'4	61'6	63'9	65'7	66'9	58'07
59'1	59'1	59'2	59'3	59'3	60'0	59'8	60'2	61'1	62'1	63'1	63'9	60'67
60'1	60'1	60'0	60'3	60'3	60'8	60'9	60'9	62'8	64'0	64'2	66'2	61'17
59'2	60'2	59'1	59'9	60'9	60'1	61'0	61'3	62'8	65'7	66'8	64'1	62'67
59'2	60'0	61'9	62'6	62'1	59'9	63'8	63'5	62'7	65'9	65'9	67'1	61'84
58'8	59'0	59'2	59'1	59'1	59'3	59'4	60'2	62'4	64'1	65'1	65'5	61'48
—	—	—	—	—	—	—	—	—	—	—	—	61'98
60'9	60'1	60'3	60'8	61'3	61'3	61'8	62'3	63'5	65'5	68'1	69'1	61'98
59'68	59'94	60'17	60'84	61'19	61'22	61'57	62'17	63'47	65'13	65'99	66'67	61'56

TEMPERATURE OF THE BIFILAR MAGNET.

61'7	61'3	61'1	61'0	61'0	61'0	60'8	60'8	60'8	60'8	61'0	61'8	61'77
—	—	—	—	—	—	—	—	—	—	—	—	63'65
63'3	63'1	62'9	62'5	62'4	62'2	62'2	62'1	62'1	62'2	62'2	62'3	63'65
62'1	62'0	61'9	61'8	61'8	61'7	—	61'2	61'3	61'4	61'6	61'9	62'40
62'0	61'9	61'8	61'7	61'7	61'7	61'6	61'5	61'4	61'4	61'6	61'8	62'32
61'8	61'7	61'4	61'2	61'2	61'1	60'9	60'9	60'9	60'9	60'9	60'9	61'87
61'3	61'2	61'0	60'9	60'8	60'7	60'6	60'6	60'5	60'5	60'5	60'7	61'30
61'2	61'0	60'9	60'8	60'7	60'6	60'4	60'3	60'3	60'4	60'6	60'9	61'35
—	—	—	—	—	—	—	—	—	—	—	—	61'04
60'7	60'6	60'4	60'1	60'0	60'0	59'9	59'8	59'8	59'9	60'0	60'5	61'04
61'0	60'9	60'9	60'8	60'7	60'6	60'4	60'3	60'2	60'2	60'2	60'3	61'40
61'4	61'2	61'0	60'9	60'9	60'8	60'7	60'6	60'6	60'6	60'8	61'0	61'65
61'7	61'7	61'5	61'1	61'0	61'0	60'9	60'9	60'9	60'9	61'1	61'5	62'12
62'4	62'1	62'0	61'8	61'5	61'4	61'2	61'1	61'1	61'1	61'1	61'4	62'47
62'0	61'9	61'8	61'7	61'6	61'4	61'2	61'1	61'1	61'1	61'1	61'4	62'29
—	—	—	—	—	—	—	—	—	—	—	—	61'89
61'4	61'2	61'1	61'0	60'9	60'9	60'8	60'8	60'8	60'9	61'1	61'1	61'89
62'7	62'5	62'0	61'9	61'8	61'7	61'6	61'6	61'5	61'5	61'6	61'9	62'75
62'8	62'7	62'4	62'1	62'0	61'9	61'8	61'8	61'8	61'9	61'8	62'4	62'86
62'5	62'3	62'3	62'2	62'1	62'0	61'9	61'8	61'8	61'8	61'9	62'1	62'90
62'3	62'1	62'0	61'9	61'7	61'7	61'3	61'2	61'1	61'1	61'2	61'0	62'55
62'9	62'7	62'4	62'0	62'0	61'9	61'7	61'5	61'3	61'2	61'3	61'6	62'56
—	—	—	—	—	—	—	—	—	—	—	—	62'20
62'0	61'9	61'8	61'8	61'7	61'5	61'4	61'2	61'1	61'1	61'1	61'7	62'20
61'9	61'7	61'3	61'2	61'1	61'0	60'9	60'9	60'9	60'9	60'9	61'0	62'04
62'1	61'9	61'8	61'6	61'4	61'1	61'1	61'1	61'1	61'1	61'2	61'6	62'25
61'8	61'6	61'6	61'5	61'3	61'1	60'9	60'9	60'9	60'9	60'9	61'0	62'10
61'9	61'6	61'5	61'4	61'2	61'1	60'9	60'9	60'9	60'9	60'9	61'1	61'92
62'2	62'1	62'0	62'4	62'1	62'1	62'1	61'9	61'8	61'9	61'9	62'1	62'54
—	—	—	—	—	—	—	—	—	—	—	—	63'09
62'9	62'7	62'3	62'1	62'0	61'9	61'9	61'8	61'8	61'8	62'0	62'4	63'09
62'00	61'83	61'66	61'52	61'41	61'31	61'16	61'10	61'07	61'09	61'17	61'44	62'20

HORIZONTAL FORCE.													
One Scale Division = '00019 parts of the H. F. Change in the Magnetic moment of the Bar for 1° Fah' = '00028.													
Mean Gettin- gen Time. }	0h.	1h.	2h.	3h.	4h.	5h.	6h.	7h.	8h.	9h.	10h.	11h.	
DECEMBER.	Sc. Div.	Sc. Div.	Sc. Div.	Sc. Div.	Sc. Div.	Sc. Div.	Sc. Div.	Sc. Div.	Sc. Div.	Sc. Div.	Sc. Div.	Sc. Div.	
	2	70°1	69°8	68°4	67°2	66°4	63°1	62°9	61°1	60°4	60°2	61°1	61°0
	3	69°0	68°8	68°7	66°7	64°8	63°4	62°4	61°9	60°1	60°1	60°0	60°2
	4	76°4	73°9	66°1	67°0	65°1	63°9	61°1	58°5	54°7	57°8	56°9	57°1
	5	66°8	65°4	64°2	62°8	62°8	61°9	60°9	59°6	58°2	59°0	59°0	59°0
	6	66°0	65°0	64°2	63°8	62°9	62°1	60°9	59°9	59°8	59°8	59°8	60°5
	7	67°0	66°0	64°9	63°9	62°1	61°9	61°1	60°5	59°9	59°9	59°5	59°1
	8	—	—	—	—	—	—	—	—	—	—	—	—
	9	67°8	67°3	66°8	66°0	64°5	63°1	62°6	60°7	61°4	61°0	61°1	61°9
	10	66°1	66°1	64°9	63°9	62°4	62°8	62°1	61°2	60°9	60°7	60°4	60°1
	11	68°1	67°1	64°5	63°5	63°0	63°3	61°9	61°9	61°1	60°1	60°1	60°9
	12	68°9	67°9	67°1	66°1	64°9	63°3	61°1	59°1	58°5	58°1	58°1	57°9
	13	66°3	66°1	63°9	62°5	60°8	59°6	58°4	57°1	57°0	56°9	57°0	57°3
	14	68°4	68°0	65°6	64°8	62°1	59°6	51°2	44°5	43°5	46°8	50°1	51°9
	15	—	—	—	—	—	—	—	—	—	—	—	—
	16	61°2	61°0	60°1	59°6	57°3	52°2	54°0	54°3	55°1	55°7	55°9	55°4
	17	62°1	62°1	61°8	58°9	57°8	56°3	57°7	56°9	56°9	57°0	57°1	57°1
	18	62°9	62°8	62°0	60°8	58°8	57°9	58°1	57°0	56°2	56°8	57°8	57°2
	19	62°4	63°7	62°9	62°5	57°3	55°4	53°1	53°1	53°8	54°8	54°5	51°4
	20	65°4	61°2	60°1	55°2	52°8	53°2	53°9	54°1	52°8	52°5	53°1	53°5
	21	55°8	56°5	55°0	53°1	49°8	50°4	53°8	53°1	53°0	53°6	54°1	56°6
	22	—	—	—	—	—	—	—	—	—	—	—	—
	23	62°1	60°5	59°0	58°5	58°1	57°9	57°3	57°8	57°1	57°0	57°1	57°7
	24	65°5	64°2	63°2	61°3	60°4	59°9	59°1	59°1	57°9	56°9	57°0	56°7
	25	—	—	—	—	—	—	—	—	—	—	—	—
	26	63°3	60°4	59°9	60°0	60°2	62°1	61°5	59°1	55°8	55°4	57°0	58°4
	27	70°2	70°0	67°1	62°1	60°1	59°1	58°5	58°1	57°2	56°9	56°1	56°3
	28	67°9	64°1	62°7	61°5	60°8	58°1	57°9	57°8	55°8	55°4	55°3	55°9
	29	—	—	—	—	—	—	—	—	—	—	—	—
	30	56°9	58°2	57°2	54°8	55°1	54°7	49°5	45°8	49°9	49°8	51°0	49°9
	31	57°2	58°5	56°1	54°1	53°1	53°0	53°8	53°9	53°5	53°1	53°1	55°1
Hourly Means	65°35	64°58	63°06	61°62	60°15	59°13	58°19	57°04	56°42	56°61	56°89	57°12	

TEMPERATURE OF THE BIFILAR MAGNET.													
DECEMBER.	2	62°4	62°4	62°8	63°0	63°2	63°2	63°6	63°6	63°2	63°0	62°8	62°5
	3	62°7	63°2	64°0	64°3	64°8	65°0	65°1	65°0	64°7	64°1	63°8	63°4
	4	62°9	63°4	63°9	64°0	64°7	64°9	64°9	64°4	64°0	63°7	63°5	63°2
	5	62°7	63°2	63°9	64°7	65°1	65°1	65°0	64°9	64°2	63°9	63°8	63°4
	6	63°0	63°6	63°9	64°2	64°6	64°7	64°7	64°4	64°1	63°9	63°5	63°4
	7	63°1	63°9	64°6	64°9	65°1	65°3	65°1	65°0	64°7	64°1	64°0	63°7
	8	—	—	—	—	—	—	—	—	—	—	—	—
	9	62°9	63°1	63°8	63°9	64°0	64°2	64°5	64°4	64°1	63°8	63°3	63°0
	10	62°5	63°0	63°7	64°0	64°3	64°6	64°6	64°2	64°0	63°8	63°4	63°1
	11	63°0	63°7	64°0	64°2	64°7	64°9	65°0	64°9	64°7	64°3	63°9	63°7
	12	63°5	64°3	65°1	65°8	66°1	67°0	67°1	67°2	67°0	66°4	65°8	65°0
	13	65°0	65°9	66°9	67°7	68°4	68°9	69°0	69°0	68°3	67°8	67°0	66°3
	14	64°9	65°1	65°9	66°5	66°9	67°1	67°3	67°1	67°0	66°8	66°2	66°1
	15	—	—	—	—	—	—	—	—	—	—	—	—
	16	64°2	64°7	65°0	65°3	65°8	66°0	66°0	65°8	65°4	65°1	65°0	64°9
	17	64°3	64°8	65°4	65°6	65°8	65°8	65°8	65°3	65°0	65°0	64°7	64°3
	18	64°8	65°1	65°8	66°0	66°7	66°9	66°9	66°9	66°6	66°1	65°9	65°4
	19	64°6	65°1	66°0	66°6	67°0	67°5	67°9	67°9	67°2	66°9	66°7	66°8
	20	65°1	65°8	66°2	66°9	67°2	67°7	67°7	67°4	67°0	66°5	66°0	65°9
	21	65°0	65°1	65°9	66°4	66°8	67°0	66°9	66°5	66°0	65°8	65°4	65°2
	22	—	—	—	—	—	—	—	—	—	—	—	—
	23	65°1	65°4	65°9	66°0	66°1	66°1	66°0	65°8	65°2	65°0	64°9	64°8
	24	64°7	65°1	65°5	65°7	65°8	65°7	65°4	65°2	65°0	64°9	64°8	64°7
	25	—	—	—	—	—	—	—	—	—	—	—	—
	26	63°5	63°9	64°0	64°5	64°6	64°6	64°7	64°5	64°4	64°1	64°0	63°9
	27	63°2	63°8	64°2	64°8	65°4	65°7	65°8	65°6	65°0	64°9	64°5	64°1
	28	63°7	64°0	64°8	65°6	66°3	66°8	66°9	66°5	66°1	65°7	65°3	65°0
	29	—	—	—	—	—	—	—	—	—	—	—	—
	30	64°8	65°1	65°4	66°0	66°0	66°2	66°6	66°2	65°9	65°8	65°3	65°0
	31	64°3	64°9	65°1	65°7	65°9	66°0	66°2	66°2	66°1	65°7	65°3	65°1
	Hourly Means	63°84	64°30	64°87	65°29	65°65	65°88	65°95	65°76	65°40	65°09	64°75	64°48

HORIZONTAL FORCE.

One Scale Division = '00019 parts of the H. F. Change in the Magnetic moment of the Bar for 1° Fahr. = '00028.

12h.	13h.	14h.	15h.	16h.	17h.	18h.	19h.	20h.	21h.	22h.	23h.	Daily and Monthly Means.
61'0	61'1	61'1	60'9	61'1	61'4	62'2	62'8	64'6	66'7	68'6	68'8	63'83
60'8	62'2	61'0	61'5	61'9	61'9	61'9	62'4	64'5	66'6	67'1	72'9	63'78
57'4	58'6	58'5	59'3	60'1	59'3	59'8	61'1	62'8	64'7	64'4	66'2	62'11
59'9	59'8	60'4	60'9	60'8	60'9	61'2	61'9	63'2	64'1	65'1	66'3	61'84
61'0	61'0	61'1	61'1	61'3	61'8	62'2	63'8	64'9	65'3	66'0	67'1	62'55
—	—	—	—	—	—	—	—	—	—	—	—	—
61'0	61'1	61'1	61'9	61'9	62'1	62'6	64'0	65'0	65'8	66'1	67'5	62'75
62'8	62'9	63'0	60'9	60'9	61'3	61'5	62'3	62'9	63'9	64'7	65'3	63'19
60'2	61'8	62'0	62'0	62'9	63'1	64'4	66'4	68'2	68'3	67'2	68'3	63'60
61'0	62'5	62'7	62'4	63'1	63'9	63'6	64'1	65'7	68'2	67'9	69'1	63'74
58'7	59'1	59'8	60'4	60'9	60'9	61'2	62'4	64'6	65'8	66'8	66'8	62'43
58'2	59'0	59'8	60'1	60'6	60'9	61'4	62'1	64'8	67'0	69'0	68'4	61'42
—	—	—	—	—	—	—	—	—	—	—	—	—
53'4	53'8	55'5	55'8	56'0	55'0	55'4	55'7	57'3	58'8	59'2	60'4	56'37
55'3	57'1	56'3	56'0	56'2	56'1	56'8	57'8	58'8	60'0	61'1	61'1	57'27
57'8	57'9	58'2	58'4	58'4	59'5	58'6	59'0	60'4	59'8	62'0	62'1	58'91
56'9	57'9	58'7	59'8	60'9	61'2	62'2	62'1	63'5	64'2	65'8	64'7	60'26
54'8	54'9	56'1	57'1	57'9	58'1	57'8	59'6	61'8	62'9	64'1	65'1	58'13
54'1	57'3	57'7	55'7	56'3	57'6	58'4	59'6	60'2	60'7	60'9	58'3	56'86
—	—	—	—	—	—	—	—	—	—	—	—	—
58'4	57'8	57'3	58'0	58'2	58'1	57'8	59'2	61'0	62'1	62'8	63'1	56'61
57'0	58'0	58'0	58'4	58'1	58'0	57'9	58'7	61'4	64'3	65'9	66'1	59'25
57'7	58'7	58'5	58'8	59'1	59'2	59'2	59'6	61'0	63'2	65'7	67'9	60'41
—	—	—	—	—	—	—	—	—	—	—	—	—
59'4	60'1	61'1	61'8	61'1	60'3	60'6	60'9	61'5	64'2	68'2	70'8	60'96
57'0	57'2	57'8	58'1	58'8	59'1	59'6	58'9	60'4	63'4	65'4	66'9	60'59
—	—	—	—	—	—	—	—	—	—	—	—	—
41'0	44'2	44'9	49'9	49'1	48'4	49'6	49'2	51'9	54'0	57'4	56'8	54'57
51'9	52'1	52'8	53'0	53'0	54'4	55'0	54'8	55'5	56'8	55'1	56'1	53'47
54'5	54'1	55'0	55'1	56'1	56'1	56'3	55'2	55'3	56'6	58'7	59'8	55'30
57'25	58'01	58'33	58'69	58'99	59'14	59'49	60'14	61'65	63'10	64'21	65'04	61'00

TEMPERATURE OF THE BIFILAR MAGNET.

62'1	62'0	62'1	62'0	61'9	61'8	61'6	61'6	61'5	61'5	61'7	62'0	62'39
63'0	62'8	62'8	62'6	62'2	62'1	61'9	61'9	61'8	61'8	61'9	62'1	63'21
63'0	62'6	62'1	62'0	62'0	61'9	61'8	61'8	61'8	61'7	61'8	62'1	63'00
63'1	62'9	62'5	62'3	62'2	62'1	61'9	61'8	61'8	61'8	61'8	62'1	63'20
63'1	62'9	62'4	62'2	62'0	62'0	61'9	61'9	61'9	61'9	61'9	62'0	63'12
—	—	—	—	—	—	—	—	—	—	—	—	—
63'0	62'9	62'9	62'8	62'7	62'7	62'4	62'2	62'2	62'1	62'0	62'4	63'49
63'0	62'8	62'8	62'7	62'4	62'1	62'0	61'9	61'9	62'0	62'0	62'0	63'02
62'9	62'7	62'5	62'1	62'0	62'0	61'9	61'9	62'0	62'0	62'0	62'5	62'99
63'1	63'0	62'9	62'8	62'7	62'5	62'3	62'1	62'1	62'1	62'1	62'4	63'41
64'9	64'2	64'1	63'9	63'7	63'5	63'2	63'1	63'1	63'1	63'1	63'7	64'78
65'9	65'2	65'0	64'8	64'6	64'2	64'0	63'9	63'9	63'9	64'0	64'0	65'98
—	—	—	—	—	—	—	—	—	—	—	—	—
64'7	64'5	64'5	64'1	64'0	64'0	63'9	63'9	63'9	63'9	63'9	64'1	65'26
64'8	64'4	64'2	64'0	64'0	63'8	63'8	63'6	63'6	63'6	63'6	63'8	64'60
64'1	64'0	64'0	63'9	63'9	63'8	63'7	63'6	63'6	63'6	63'9	64'1	64'50
65'0	64'9	64'8	64'5	64'1	64'1	63'9	63'8	63'8	63'8	63'9	64'0	65'15
65'7	65'5	65'0	65'0	64'6	64'1	64'3	64'2	64'0	64'1	64'2	64'8	65'65
65'7	65'4	65'1	65'0	64'9	64'8	64'7	64'6	64'6	64'6	64'6	64'8	65'76
—	—	—	—	—	—	—	—	—	—	—	—	—
64'1	64'1	64'1	64'0	64'0	64'0	63'9	63'8	63'8	63'9	64'2	64'5	65'02
64'4	64'1	64'4	64'3	64'3	64'2	63'9	63'9	63'9	63'9	64'1	64'3	64'83
64'5	64'3	64'1	64'0	64'0	64'0	63'9	63'9	63'9	63'8	64'0	64'0	64'62
—	—	—	—	—	—	—	—	—	—	—	—	—
63'6	63'4	63'0	63'0	63'0	62'9	62'7	62'6	62'6	62'6	62'7	63'0	63'57
64'0	63'8	63'7	63'4	63'2	63'1	62'9	62'9	62'9	62'9	62'9	63'1	63'99
—	—	—	—	—	—	—	—	—	—	—	—	—
65'0	64'9	64'8	64'7	64'7	64'6	64'5	64'4	64'4	64'2	64'3	64'7	65'08
64'9	64'8	64'4	64'2	64'1	64'0	63'9	63'8	63'8	63'9	63'9	64'0	64'92
64'9	64'7	64'2	64'1	64'0	63'9	63'9	63'8	63'7	63'7	63'7	63'9	64'79
64'10	63'87	63'70	63'54	63'41	63'29	63'15	63'08	63'06	63'06	63'18	63'45	64'25

HORIZONTAL FORCE.													
One Scale Division = .00019 parts of the H. F. Change in the Magnetic moment of the Bar for 1° Fah°. = .00028.													
Mean Göttingen Time.	0h.	1h.	2h.	3h.	4h.	5h.	6h.	7h.	8h.	9h.	10h.	11h.	
JANUARY.	1	60°3	59°4	58°8	55°1	54°2	53°1	53°6	54°0	54°1	54°0	54°0	
	2	60°1	60°2	60°0	57°9	57°1	56°1	55°9	55°9	54°8	53°8	52°9	
	3	66°1	65°8	64°3	62°1	60°0	58°2	57°1	56°8	55°5	55°0	55°2	
	4	58°3	57°2	57°3	57°7	57°9	57°1	56°4	55°9	55°4	55°1	55°9	55°9
	5	—	—	—	—	—	—	—	—	—	—	—	—
	6	61°0	61°2	61°4	62°5	61°9	59°9	58°8	58°2	57°2	56°8	56°9	58°1
	7	63°2	64°6	63°6	63°8	63°1	61°7	60°0	58°0	56°0	54°5	54°8	55°9
	8	58°4	58°3	60°8	61°4	59°9	58°1	56°0	55°7	55°3	55°9	55°9	56°1
	9	62°2	63°3	58°8	58°3	55°1	52°2	52°4	51°9	51°1	54°5	37°6	43°3
	10	52°9	53°2	51°9	49°7	51°5	51°0	50°7	49°7	47°4	50°5	50°1	50°2
	11	60°2	58°4	57°0	54°1	53°4	52°2	52°2	52°8	52°6	53°2	53°9	54°9
	12	—	—	—	—	—	—	—	—	—	—	—	—
	13	66°8	64°3	61°7	58°4	58°1	55°9	54°4	53°9	54°0	53°9	54°1	55°1
	14	61°1	62°7	62°9	59°0	57°5	56°1	55°2	54°9	55°9	55°2	55°2	56°8
	15	68°9	68°1	66°1	63°9	62°2	61°9	59°4	58°1	57°7	56°8	56°1	56°9
	16	66°8	66°8	66°6	63°9	59°9	59°0	58°3	57°0	56°2	56°0	55°9	55°5
	17	66°1	66°5	66°1	64°6	61°2	59°2	58°4	57°1	54°9	53°9	54°9	56°1
	18	62°1	62°3	62°7	61°5	59°7	58°9	58°5	57°1	56°9	56°8	56°3	56°9
	19	—	—	—	—	—	—	—	—	—	—	—	—
	20	57°1	55°7	54°1	50°1	49°2	51°0	51°3	51°9	48°1	47°5	50°4	52°0
	21	65°9	66°1	64°2	59°9	58°0	56°3	55°7	54°2	54°2	54°5	54°2	54°1
	22	64°2	64°3	62°4	57°9	56°8	55°9	56°0	55°8	54°9	54°5	55°1	54°9
	23	66°1	64°5	61°9	56°2	57°0	54°5	54°8	54°8	52°5	49°7	52°1	52°2
	24	55°4	56°2	56°2	55°1	55°2	53°4	52°8	47°4	48°4	50°1	51°1	51°1
	25	59°3	56°1	55°2	53°1	51°2	50°1	50°0	50°1	51°2	51°2	53°1	52°5
	26	—	—	—	—	—	—	—	—	—	—	—	—
	27	60°8	62°4	59°4	57°7	55°2	54°4	53°9	53°7	54°2	53°3	54°7	55°0
	28	70°8	71°2	71°8	68°0	60°0	54°4	50°4	48°1	45°3	42°8	42°9	44°5
	29	60°9	61°9	60°2	57°3	54°7	53°4	50°5	46°8	46°4	48°1	50°8	51°3
	30	60°8	62°5	62°1	60°4	57°3	54°5	52°2	50°3	49°0	51°3	50°9	52°6
	31	59°0	59°9	59°5	58°0	57°0	54°9	54°2	53°8	53°1	52°9	53°1	53°9
Hourly Means	62°01	61°97	61°00	58°80	57°19	55°68	54°78	53°85	53°05	53°03	52°89	53°67	

TEMPERATURE OF THE BIFILAR MAGNET.													
JANUARY.	1	64°2	64°8	65°0	65°4	65°9	66°3	66°5	66°3	66°0	65°7	65°3	65°4
	2	64°8	65°5	65°9	66°2	66°6	66°8	66°9	66°7	66°0	65°8	65°2	65°0
	3	64°1	65°0	65°7	66°2	66°7	67°0	67°1	66°9	66°7	66°0	65°8	65°6
	4	65°0	65°8	66°0	66°9	67°2	67°7	67°6	67°4	67°1	66°9	66°5	66°3
	5	—	—	—	—	—	—	—	—	—	—	—	—
	6	64°9	65°1	65°4	65°9	66°7	67°0	67°0	66°8	66°2	66°0	65°8	65°4
	7	64°8	65°1	66°0	66°2	66°8	67°1	67°5	67°8	67°4	67°0	66°8	66°2
	8	65°9	66°8	67°7	68°4	68°8	69°2	69°5	69°1	68°9	68°2	67°9	67°5
	9	66°6	67°1	67°8	68°2	68°8	69°0	69°2	68°9	68°5	68°1	67°5	67°4
	10	66°1	66°8	67°3	67°6	68°0	68°0	68°0	67°8	67°5	67°0	66°8	66°5
	11	65°8	66°1	66°2	66°8	67°1	67°3	67°0	67°0	66°7	66°1	66°0	65°9
	12	—	—	—	—	—	—	—	—	—	—	—	—
	13	64°9	65°6	66°0	67°0	67°3	67°8	67°8	67°7	67°0	66°8	66°0	65°9
	14	65°0	65°4	65°9	66°0	66°0	66°4	66°3	66°1	65°9	65°7	65°4	65°1
	15	64°6	64°9	65°2	65°5	65°8	66°0	66°2	66°2	65°9	65°6	65°4	65°2
	16	64°9	65°5	66°2	67°0	67°7	68°0	68°0	67°8	67°4	67°0	66°8	66°2
	17	65°0	65°2	65°9	66°6	67°2	67°3	67°4	67°4	67°2	66°9	66°3	66°0
	18	65°1	65°5	65°8	66°0	66°2	66°5	66°7	66°6	66°4	66°2	65°8	65°5
	19	—	—	—	—	—	—	—	—	—	—	—	—
	20	64°1	64°5	64°9	65°2	65°6	65°8	65°9	65°9	65°6	65°1	65°0	64°9
	21	64°8	65°2	65°9	66°1	66°7	66°8	66°9	66°9	66°3	66°0	65°7	65°1
	22	65°0	65°7	66°2	66°3	66°8	66°9	66°9	66°9	66°4	66°0	65°9	65°8
	23	65°2	65°8	66°2	67°0	67°6	67°8	67°1	67°6	67°2	66°9	66°7	66°1
	24	65°0	65°3	66°0	66°9	67°8	68°0	68°4	68°5	68°2	68°0	67°8	67°2
	25	66°0	66°8	67°1	67°6	67°8	68°0	67°9	67°7	67°4	67°2	67°0	66°8
	26	—	—	—	—	—	—	—	—	—	—	—	—
	27	65°7	66°2	66°6	67°0	67°2	67°3	67°4	67°3	67°2	66°9	66°4	66°0
	28	65°8	66°4	67°0	67°8	68°0	68°7	68°9	68°8	68°4	68°0	68°0	67°7
	29	66°0	66°7	67°1	67°6	67°9	68°1	68°3	68°3	68°1	67°9	67°8	67°6
	30	65°8	66°2	66°9	67°4	68°0	68°5	68°8	68°8	68°2	67°9	67°2	66°9
	31	66°0	66°9	67°4	68°0	68°8	69°0	69°0	68°9	68°3	68°0	67°4	67°0
Hourly Means	65°23	65°77	66°27	66°77	67°22	67°49	67°56	67°49	67°11	66°77	66°45	66°64	

HORIZONTAL FORCE.

One Scale Division = .00019 parts of the H. F. Change in the Magnetic moment of the Bar for 1° Fah°. = .00028.

12h.	13h.	14h.	15h.	16h.	17h.	18h.	19h.	20h.	21h.	22h.	23h.	Daily and Monthly Means.
Sc. Div. 54.4	Sc. Div. 54.0	Sc. Div. 54.9	Sc. Div. 55.1	Sc. Div. 55.9	Sc. Div. 56.2	Sc. Div. 56.8	Sc. Div. 56.9	Sc. Div. 56.8	Sc. Div. 55.7	Sc. Div. 58.0	Sc. Div. 59.8	Sc. Div. 55.79
54.7	55.9	56.1	55.9	55.9	56.3	56.6	57.3	58.4	61.6	63.2	65.4	57.34
55.8	56.1	56.4	57.5	57.0	57.1	57.3	56.7	56.4	55.5	55.9	57.4	57.94
—	—	—	—	—	—	—	—	—	—	—	—	57.93
57.4	57.8	58.5	58.9	59.3	59.9	60.3	60.6	60.3	58.8	59.1	59.4	59.61
58.1	58.4	58.5	58.7	59.3	60.1	61.2	61.6	61.2	60.1	59.4	60.1	59.72
57.9	57.9	57.9	58.6	59.2	60.0	60.3	60.6	60.8	61.3	60.6	59.1	57.92
56.1	55.4	55.2	55.9	57.2	58.1	57.8	57.8	59.0	59.7	62.9	63.1	49.55
37.1	35.3	34.1	39.9	43.7	45.2	47.4	49.6	51.9	53.9	55.1	55.2	52.33
50.9	51.2	51.3	51.2	52.1	53.3	53.4	53.5	54.2	56.4	58.9	60.8	55.83
—	—	—	—	—	—	—	—	—	—	—	—	57.43
54.1	54.9	54.2	54.8	55.3	56.8	56.0	55.4	57.3	59.2	62.9	64.2	58.83
55.9	56.4	56.9	57.2	57.2	57.1	57.1	57.0	57.4	58.2	58.6	59.3	60.72
56.8	57.8	57.9	58.1	58.9	59.1	59.6	57.8	60.8	61.5	64.9	66.2	59.25
58.1	58.4	58.5	58.1	59.0	59.1	59.4	59.5	60.8	61.3	63.9	65.2	58.87
55.8	56.6	57.3	57.3	57.2	59.0	59.2	58.0	57.4	57.9	60.5	64.0	56.46
56.9	56.4	56.4	57.2	58.1	58.1	57.8	57.2	57.9	58.7	59.3	59.8	55.08
—	—	—	—	—	—	—	—	—	—	—	—	57.46
52.9	52.4	49.0	53.4	52.8	55.1	54.8	54.6	54.7	53.6	55.6	56.5	58.27
53.8	55.1	55.9	56.9	56.8	57.2	59.0	58.3	59.2	61.7	64.2	65.4	55.67
54.9	54.1	54.9	55.1	55.2	55.8	56.4	55.9	56.9	58.4	60.3	63.9	53.30
58.9	58.1	57.1	55.9	55.8	56.2	56.2	58.1	60.2	61.1	64.0	64.2	54.06
52.1	52.9	54.0	58.4	57.4	56.1	55.2	54.8	53.6	53.6	54.9	56.7	56.87
51.4	50.1	53.0	54.1	53.8	54.1	54.6	54.0	54.1	54.8	56.8	56.0	54.86
—	—	—	—	—	—	—	—	—	—	—	—	53.60
54.8	55.2	54.2	56.5	55.1	54.8	53.1	55.1	55.0	55.0	56.1	59.4	55.25
55.0	55.0	55.8	55.4	55.1	56.8	56.6	56.6	57.9	59.6	61.9	64.5	56.08
50.1	49.2	52.0	52.3	52.6	53.3	53.6	55.7	55.2	56.1	58.3	58.0	56.86
51.2	51.0	51.0	53.1	53.3	53.3	53.9	53.8	53.6	54.4	56.8	58.8	55.86
53.2	53.7	54.1	54.6	54.9	55.2	55.4	55.4	55.4	55.8	56.8	57.7	55.25
53.9	54.2	55.1	55.0	54.9	55.9	56.0	55.1	55.6	56.8	60.0	64.1	56.08
54.16	54.20	54.45	55.37	55.67	56.27	56.48	56.55	57.11	57.80	59.59	60.89	56.52

TEMPERATURE OF THE BIFILAR MAGNET.

64.9	64.6	64.7	64.5	64.3	64.1	63.9	63.8	63.9	63.9	64.0	64.1	64.88
64.9	64.5	64.5	64.4	64.4	64.3	64.1	64.0	63.8	63.8	63.8	64.0	65.08
65.1	65.0	64.8	64.8	64.6	64.5	64.5	64.4	64.3	64.4	64.4	64.7	65.35
—	—	—	—	—	—	—	—	—	—	—	—	65.44
64.6	64.6	64.5	64.2	64.1	64.0	64.0	63.9	63.9	63.9	64.1	64.4	65.10
65.1	64.9	64.6	64.1	64.0	63.9	63.9	63.8	63.8	63.8	64.0	64.3	65.77
65.9	65.5	65.1	65.0	64.9	64.8	64.8	64.7	64.6	64.6	64.9	65.0	67.12
67.0	66.9	66.7	66.3	66.1	66.1	65.7	65.5	65.5	65.5	65.8	66.0	67.34
67.2	67.0	67.0	66.9	66.8	66.6	66.5	66.4	66.2	66.3	66.1	66.0	66.37
66.5	66.2	65.9	65.6	65.4	65.1	65.2	65.1	65.1	65.1	65.1	65.3	65.55
—	—	—	—	—	—	—	—	—	—	—	—	65.82
65.3	65.0	64.9	64.8	64.7	64.6	64.4	64.3	64.3	64.3	64.1	64.6	65.12
65.7	65.2	65.3	65.2	65.1	65.1	64.8	64.7	64.6	64.6	64.8	64.9	64.92
65.0	64.8	64.8	64.7	64.5	64.4	64.3	64.2	64.2	64.1	64.2	64.5	66.06
65.0	64.9	64.6	64.5	64.1	64.0	64.0	63.9	64.0	64.0	64.9	65.0	65.86
66.0	65.9	65.7	65.5	65.2	65.1	65.0	64.9	64.9	64.9	64.9	64.9	65.03
65.9	65.7	65.6	65.4	65.3	65.2	64.9	64.8	64.8	64.8	64.9	64.9	64.69
—	—	—	—	—	—	—	—	—	—	—	—	65.34
64.5	64.4	64.1	64.0	64.0	64.0	63.9	63.9	63.9	63.9	63.9	64.0	65.69
64.9	64.7	64.5	64.2	64.1	64.0	63.9	63.8	63.8	63.8	64.1	64.4	65.99
65.0	65.0	65.0	64.8	64.8	64.7	64.5	64.5	64.3	64.2	64.3	64.6	66.66
65.8	65.5	65.4	65.4	65.2	65.0	64.9	64.9	64.9	64.9	64.9	64.9	66.62
65.9	65.6	65.2	65.0	64.9	64.7	64.7	64.5	64.5	64.5	64.2	64.7	66.93
66.8	66.5	66.0	65.9	65.6	65.3	65.2	65.1	65.1	65.0	65.1	65.6	66.34
—	—	—	—	—	—	—	—	—	—	—	—	65.95
66.1	66.0	65.9	65.7	65.4	65.2	65.2	65.0	65.0	65.0	65.1	65.3	67.05
65.9	65.7	65.5	65.3	65.1	65.0	64.9	64.8	64.7	64.7	64.9	65.2	66.66
67.7	67.1	66.9	66.8	66.6	66.2	65.9	65.8	65.7	65.5	65.7	65.4	66.62
67.3	66.7	66.1	66.0	65.7	65.5	65.3	65.2	65.1	65.0	65.1	65.4	66.86
66.6	66.2	66.1	65.9	65.8	65.7	65.4	65.3	65.3	65.3	65.2	65.6	66.86
66.8	66.3	66.2	66.1	66.0	65.9	65.8	65.7	65.6	65.6	65.8	65.8	65.86
65.83	65.57	65.39	65.22	65.06	64.93	64.80	64.70	64.66	64.64	64.72	64.95	65.86

HORIZONTAL FORCE.													
One Scale Division = '00019 parts of the H. F. Change in the Magnetic moment of the Bar for 1° Fah° = '00028.													
Mean Göttingen Time.	0h.	1h.	2h.	3h.	4h.	5h.	6h.	7h.	8h.	9h.	10h.	11h.	
FEBRUARY.	Sc. Div.	Sc. Div.	Sc. Div.	Sc. Div.	Sc. Div.	Sc. Div.	Sc. Div.	Sc. Div.	Sc. Div.	Sc. Div.	Sc. Div.	Sc. Div.	
	1	66·8	67·4	67·5	65·2	61·5	58·9	56·4	54·1	53·8	53·3	52·9	53·8
	2	—	—	—	—	—	—	—	—	—	—	—	—
	3	63·3	64·7	65·5	63·9	61·9	59·4	57·3	55·5	54·6	54·2	53·9	54·4
	4	58·6	58·1	56·9	56·3	55·4	54·9	54·1	53·8	53·1	53·2	53·1	53·1
	5	63·5	63·2	63·8	61·6	55·7 ^a	49·2	44·5	45·5	48·7	49·9	50·8	51·9
	6	56·9	56·4	55·1	54·2	53·9	53·1	51·8	50·9	50·9	50·8	50·6	51·2
	7	62·6	61·8	59·9	58·1	57·0	55·5	54·9	54·6	52·4	52·1	50·2	51·9
	8	66·3	64·4	62·8	60·1	58·2	56·0	54·4	52·7	51·8	51·2	51·8	52·1
	9	—	—	—	—	—	—	—	—	—	—	—	—
	10	58·3	59·1	59·8	58·4	57·8	57·8	55·2	53·9	52·3	51·6	52·0	52·4
	11	64·2	64·1	62·5	60·4	59·3	58·3	56·9	54·1	53·4	52·2	52·1	52·5
	12	64·9	62·2	61·5	61·2	58·9	56·7	55·1	53·1	52·4	52·1	52·2	53·1
	13	65·2	65·2	64·3	63·2	61·2	56·9	55·3	53·3	52·2	52·2	52·9	52·7
	14	62·0	61·3	60·0	58·4	56·9	56·1	55·1	54·9	54·1	53·9	53·7	53·8
	15	59·2	58·4	58·5	57·1	56·1	55·0	55·1	55·0	54·9	54·8	54·9	55·3
	16	—	—	—	—	—	—	—	—	—	—	—	—
	17	62·1	62·1	59·3	56·5	54·6	52·1	51·2	51·2	52·1	52·9	53·8	54·1
	18	62·1	61·2	59·9	58·2	56·4	55·1	54·3	54·2	53·8	53·8	53·7	53·7
	19	62·1	61·4	61·0	59·1	58·7	57·9	55·8	54·4	54·1	54·1	54·8	54·5
	20	67·0	66·1	59·9	57·8	56·0	56·8	56·1	54·7	52·8	52·9	51·0	51·9
	21	58·1	57·2	56·3	53·7	54·9	54·1	56·1	46·9	46·9	48·4	50·8	49·5
	22	58·0	56·9	55·4	54·1	51·1	47·9	49·0	49·1	49·9	48·9	50·1	50·1
	23	—	—	—	—	—	—	—	—	—	—	—	—
	24	62·1	61·0	58·5	57·0	55·4	55·5	53·1	50·7	47·0	44·0	48·9	45·6
	25	56·9	58·2	54·1	51·2	51·2	51·8	50·1	46·9	46·8	47·1	49·3	50·6
	26	56·2	50·5	50·3	49·0	45·5	49·1	48·7	48·9	48·8	49·3	50·7	49·1
	27	62·1	60·4	58·4	56·2	54·6	54·1	53·2	51·8	50·2	49·8	49·1	49·2
28	58·2	55·1	54·0	52·7	52·2	51·2	51·4	51·0	49·1	51·0	50·0	49·7	
Hourly Means	61·53	60·68	59·38	57·65	56·02	54·72	53·55	52·13	51·50	51·40	51·80	51·92	

TEMPERATURE OF THE BIFILAR MAGNET.													
FEBRUARY.	°	°	°	°	°	°	°	°	°	°	°	°	
	1	66·2	67·3	68·0	68·8	69·5	69·9	70·1	69·9	69·0	68·7	68·0	67·6
	2	—	—	—	—	—	—	—	—	—	—	—	—
	3	66·7	67·2	67·8	68·4	69·0	69·6	69·7	69·7	69·3	68·9	68·4	67·9
	4	66·9	67·6	68·2	69·1	69·6	69·9	70·2	70·5	70·4	69·8	69·0	68·8
	5	67·6	68·1	69·0	69·7	70·7	71·1	71·3	71·2	70·9	70·3	69·9	69·1
	6	68·2	69·1	69·8	70·0	70·0	70·1	70·5	70·3	69·9	69·8	69·2	68·9
	7	68·1	68·8	69·1	69·9	70·1	70·6	70·6	70·4	69·9	69·6	69·0	68·8
	8	68·2	68·7	69·1	70·1	70·6	71·0	71·0	71·0	70·8	70·2	69·7	69·2
	9	—	—	—	—	—	—	—	—	—	—	—	—
	10	68·1	69·0	69·8	70·2	70·8	71·0	71·0	70·7	70·0	69·7	69·3	69·0
	11	68·4	69·2	69·9	70·4	71·0	71·1	71·1	71·1	71·0	70·7	70·4	69·8
	12	68·6	69·1	70·0	70·6	71·4	71·8	71·6	71·3	71·0	70·6	70·1	69·9
	13	68·6	69·0	69·2	70·1	70·8	71·2	71·4	71·2	71·0	70·4	69·9	69·5
	14	68·9	69·1	69·7	70·1	70·7	70·9	71·0	70·9	70·6	70·2	69·7	69·3
	15	68·2	68·6	68·9	69·0	69·2	69·5	69·8	69·7	69·2	69·0	68·4	68·0
	16	—	—	—	—	—	—	—	—	—	—	—	—
	17	68·0	68·9	69·3	70·1	70·6	70·8	70·7	70·5	70·1	69·8	69·4	69·1
	18	68·1	68·9	69·6	70·2	71·0	71·6	71·7	71·4	70·8	70·2	70·0	69·6
	19	68·8	69·3	70·0	70·3	70·6	70·8	70·9	70·7	70·0	69·8	69·3	69·1
	20	68·1	68·8	69·3	70·0	70·3	70·6	70·7	70·5	70·0	69·7	69·2	69·0
	21	68·0	68·3	68·9	69·4	70·0	70·6	70·8	70·7	70·5	70·1	70·0	69·9
	22	69·0	69·7	70·1	70·8	71·2	71·5	71·2	71·0	71·0	70·9	70·8	70·2
	23	—	—	—	—	—	—	—	—	—	—	—	—
	24	67·8	68·1	68·7	69·0	69·5	69·9	70·0	70·0	69·4	69·0	69·0	69·0
	25	68·3	69·1	69·8	70·2	70·6	71·0	71·0	70·9	70·6	70·0	69·6	69·1
	26	68·7	69·1	69·9	70·7	71·0	71·1	70·7	70·1	69·9	69·6	69·2	69·0
	27	68·1	68·4	68·7	68·9	69·0	69·3	69·3	69·2	69·0	68·8	68·6	68·3
28	67·6	68·1	68·7	69·0	69·2	69·8	70·0	69·9	69·5	69·0	68·9	68·6	
Hourly Means	68·05	68·65	69·23	69·79	70·27	70·61	70·68	70·53	70·16	69·78	69·37	69·03	

^a One minute and a half late.

HORIZONTAL FORCE.

One Scale Division = '00019 parts of the H. F. Change in the Magnetic moment of the Bar for 1° Fah° = '00028.

12h.	13h.	14h.	15h.	16h.	17h.	18h.	19h.	20h.	21h.	22h.	23h.	Daily and Monthly Means.
Sc. Div.	Sc. Div.	Sc. Div.	Sc. Div.	Sc. Div.	Sc. Div.	Sc. Div.	Sc. Div.	Sc. Div.	Sc. Div.	Sc. Div.	Sc. Div.	Sc. Div.
—	—	—	—	—	—	—	—	—	—	—	—	58° 15
55° 2	55° 6	55° 5	56° 0	56° 1	56° 2	56° 1	56° 6	56° 4	57° 6	60° 4	62° 2	57° 49
54° 8	55° 8	54° 2	54° 8	55° 8	56° 8	56° 2	55° 7	55° 8	56° 7	57° 4	57° 1	55° 72
53° 4	54° 1	54° 8	55° 2	55° 4	55° 8	55° 9	56° 1	56° 5	57° 9	59° 9	61° 7	53° 19
52° 2	49° 2	50° 1	51° 2	51° 0	51° 9	51° 6	53° 9	54° 1	54° 9	53° 2	54° 9	54° 11
52° 1	52° 6	52° 9	53° 0	54° 1	54° 1	55° 5	55° 7	56° 0	56° 8	59° 0	61° 0	56° 06
53° 2	53° 8	54° 2	54° 3	54° 8	54° 2	54° 7	54° 6	55° 4	59° 0	62° 2	64° 1	55° 89
—	—	—	—	—	—	—	—	—	—	—	—	55° 69
54° 0	53° 8	52° 4	53° 9	54° 6	55° 1	55° 6	55° 0	54° 2	56° 1	57° 2	57° 6	57° 30
53° 0	53° 2	53° 8	54° 9	54° 9	55° 0	54° 8	54° 8	55° 2	57° 2	59° 2	62° 1	56° 85
54° 2	55° 1	54° 9	55° 2	55° 9	56° 1	56° 8	57° 0	56° 8	59° 7	60° 8	62° 8	56° 95
53° 6	52° 9	54° 6	56° 0	55° 2	54° 5	54° 8	56° 0	58° 1	59° 5	61° 8	64° 1	56° 01
52° 9	53° 5	54° 1	54° 9	54° 6	55° 1	55° 2	55° 1	55° 8	58° 1	60° 8	62° 2	56° 57
53° 8	54° 1	54° 1	54° 2	54° 1	54° 9	54° 7	54° 6	55° 2	56° 6	58° 1	59° 6	56° 22
—	—	—	—	—	—	—	—	—	—	—	—	56° 27
54° 9	55° 1	55° 5	55° 7	55° 8	56° 2	55° 8	56° 4	57° 6	58° 8	60° 3	61° 3	57° 63
54° 2	54° 1	55° 1	55° 9	56° 7	57° 1	56° 8	56° 4	57° 8	60° 5	60° 8	61° 9	55° 52
53° 3	53° 7	54° 1	54° 7	54° 8	55° 1	55° 4	55° 7	56° 9	58° 3	60° 1	61° 9	52° 85
54° 1	55° 4	55° 4	55° 9	55° 9	56° 2	57° 0	58° 4	58° 9	59° 8	62° 2	66° 0	52° 66
50° 9	53° 1	52° 9	51° 8	53° 1	54° 8	53° 6	53° 1	53° 7	56° 6	56° 9	59° 1	52° 62
49° 1	52° 3	51° 6	51° 1	51° 9	52° 4	52° 5	52° 6	54° 1	56° 2	54° 1	57° 5	51° 43
—	—	—	—	—	—	—	—	—	—	—	—	51° 64
52° 4	52° 1	50° 8	52° 1	53° 0	54° 1	52° 3	51° 6	53° 0	55° 2	56° 9	59° 9	53° 75
48° 9	51° 9	49° 9	50° 9	51° 3	51° 7	53° 6	52° 7	51° 2	52° 8	54° 2	55° 1	52° 60
52° 9	48° 5	49° 8	51° 2	51° 2	51° 0	50° 7	51° 8	52° 0	52° 2	53° 8	55° 1	51° 43
50° 9	51° 9	51° 1	52° 2	51° 9	51° 9	51° 7	52° 7	54° 3	56° 1	58° 1	60° 4	51° 64
50° 6	51° 2	54° 1	51° 9	52° 2	53° 1	52° 7	52° 7	53° 2	55° 1	56° 1	58° 1	53° 75
50° 2	50° 5	53° 1	51° 0	51° 2	51° 1	51° 7	51° 9	53° 1	55° 2	57° 8	60° 0	52° 60
52° 70	53° 06	53° 29	53° 67	53° 98	54° 35	54° 40	54° 63	55° 22	56° 95	58° 39	60° 24	55° 13

TEMPERATURE OF THE BIFILAR MAGNET.

°	°	°	°	°	°	°	°	°	°	°	°	°
—	—	—	—	—	—	—	—	—	—	—	—	67° 26
66° 8	66° 6	66° 1	66° 0	66° 0	65° 8	65° 7	65° 6	65° 5	65° 5	65° 6	66° 1	67° 55
67° 7	67° 2	67° 0	66° 8	66° 6	66° 3	66° 2	66° 1	66° 1	66° 0	66° 2	66° 5	68° 14
68° 0	67° 9	67° 7	67° 4	67° 2	67° 0	66° 8	66° 6	66° 6	66° 5	66° 7	67° 0	68° 77
68° 8	68° 3	68° 1	67° 9	67° 8	67° 7	67° 3	67° 2	67° 0	66° 9	67° 0	67° 6	68° 65
68° 6	68° 3	68° 0	67° 9	67° 6	67° 3	67° 3	67° 2	67° 3	67° 3	67° 2	67° 7	68° 56
68° 4	68° 0	67° 9	67° 8	67° 7	67° 4	67° 3	67° 2	67° 2	67° 2	67° 2	67° 5	68° 83
—	—	—	—	—	—	—	—	—	—	—	—	68° 77
68° 5	68° 2	68° 1	68° 1	67° 9	67° 8	67° 5	67° 3	67° 2	67° 1	67° 1	67° 6	69° 28
68° 7	68° 1	68° 0	68° 0	67° 8	67° 6	67° 3	67° 2	67° 1	67° 1	67° 2	67° 8	69° 51
69° 2	69° 0	68° 6	68° 3	68° 0	68° 0	68° 0	67° 9	67° 9	67° 8	67° 9	68° 0	69° 32
69° 6	69° 1	69° 0	68° 9	68° 5	68° 3	68° 2	68° 2	68° 2	68° 1	68° 0	68° 1	69° 26
69° 0	69° 0	68° 9	68° 8	68° 7	68° 5	68° 3	68° 1	68° 0	68° 0	68° 0	68° 2	68° 39
69° 1	68° 9	68° 9	68° 8	68° 6	68° 2	68° 2	68° 1	68° 1	68° 0	68° 1	68° 2	68° 77
—	—	—	—	—	—	—	—	—	—	—	—	69° 34
68° 4	68° 1	68° 0	67° 9	67° 8	67° 7	67° 7	67° 6	67° 6	67° 6	67° 6	67° 6	68° 99
68° 7	68° 5	68° 0	67° 9	67° 7	67° 6	67° 6	67° 4	67° 4	67° 3	67° 3	67° 8	68° 73
69° 1	69° 0	68° 9	68° 8	68° 6	68° 4	68° 1	68° 0	68° 0	67° 9	68° 0	68° 2	69° 28
68° 9	68° 6	68° 2	68° 0	68° 0	67° 9	67° 9	67° 7	67° 6	67° 6	67° 8	67° 9	68° 39
68° 7	68° 4	68° 1	68° 0	67° 9	67° 8	67° 6	67° 5	67° 4	67° 2	67° 2	67° 6	68° 43
69° 6	69° 3	69° 0	68° 9	68° 9	68° 7	68° 6	68° 6	68° 8	68° 6	68° 2	68° 4	69° 20
—	—	—	—	—	—	—	—	—	—	—	—	68° 43
68° 8	68° 4	68° 0	68° 0	67° 9	67° 7	67° 6	67° 5	67° 4	67° 3	67° 3	67° 6	69° 20
68° 8	68° 6	68° 2	67° 9	67° 9	67° 8	67° 4	67° 3	67° 1	67° 1	67° 3	67° 6	68° 94
69° 0	68° 9	68° 8	68° 7	68° 6	68° 4	68° 2	68° 1	68° 0	68° 0	67° 9	68° 1	68° 09
68° 9	68° 7	68° 2	68° 0	68° 0	67° 9	67° 7	67° 7	67° 6	67° 5	67° 6	67° 8	68° 23
68° 1	68° 1	67° 8	67° 6	67° 4	67° 1	67° 1	67° 1	67° 1	67° 0	67° 1	67° 2	68° 73
68° 1	67° 9	67° 9	67° 8	67° 7	67° 4	67° 2	67° 1	67° 1	67° 0	67° 0	67° 0	68° 73
68° 65	68° 38	68° 14	68° 01	67° 87	67° 68	67° 53	67° 43	67° 39	67° 32	67° 35	67° 64	68° 73

HORIZONTAL FORCE.												
One Scale Division = '00019 parts of the H. F. Change in the Magnetic moment of the Bar for 1° Fah. = '00028.												
Mean Göttingen Time. } MARCH.	0h.	1h.	2h.	3h.	4h.	5h.	6h.	7h.	8h.	9h.	10h.	11h.
	Sc. Div.	Sc. Div.	Sc. Div.	Sc. Div.	Sc. Div.	Sc. Div.	Sc. Div.	Sc. Div.	Sc. Div.	Sc. Div.	Sc. Div.	Sc. Div.
1	61'0	59'9	59'1	57'3	55'8	53'9	52'1	51'4	50'9	50'8	51'2	51'2
2	—	—	—	—	—	—	—	—	—	—	—	—
3	58'9	58'4	58'0	57'0	56'2	55'9	55'1	53'9	52'1	51'5	52'1	52'2
4	63'1	62'8	60'4	56'8	55'1	54'1	53'7	53'2	52'8	52'4	52'7	53'0
5	58'9	59'8	58'9	58'3	56'7	54'9	53'8	53'2	53'1	53'1	53'1	53'2
6	63'8	63'1	62'1	59'8	58'1	56'1	54'1	54'0	54'3	54'4	54'2	54'8
7	66'4	66'8	62'4	60'9	58'1	56'1	54'0	52'1	51'3	52'3	51'9	52'1
8	63'9	64'2	62'0	59'8	57'7	55'4	54'3	53'7	53'1	52'8	53'1	53'8
9	—	—	—	—	—	—	—	—	—	—	—	—
10	59'4	58'9	56'9	55'8	54'9	53'9	52'8	51'3	50'1	51'1	51'2	51'4
11	61'7	61'1	59'8	57'7	55'0	52'3	52'0	51'8	52'1	52'1	50'9	51'2
12	64'0	63'9	61'5	58'8	56'0	53'8	52'7	53'0	53'0	52'8	52'9	53'4
13	61'7	60'8	59'0	57'1	55'2	54'0	52'9	52'0	52'0	51'9	52'2	53'2
14	60'4	60'8	59'2	56'7	55'2	52'2	50'1	47'6	48'5	49'2	51'1	51'8
15	62'2	61'8	60'0	58'0	57'8	55'9	54'1	51'8	51'2	49'1	52'2	54'1
16	—	—	—	—	—	—	—	—	—	—	—	—
17	60'1	59'9	57'9	55'4	53'1	51'8	51'8	51'7	51'5	52'6	52'8	51'9
18	62'1	61'4	59'8	57'7	53'9	51'2	50'9	51'3	50'3	50'9	51'4	52'1
19	62'7	62'2	60'9	59'1	56'4	54'1	52'1	49'1	44'1	47'3	45'9	50'6
20	64'2	64'1	63'4	61'7	57'3	48'1	37'9	44'0	45'9	46'9	46'8	47'6
21	a —	—	—	—	—	—	—	—	—	—	—	—
22	58'2	57'5	56'3	54'3	52'3	50'3	49'8	49'6	49'8	50'2	50'6	51'1
23	—	—	—	—	—	—	—	—	—	—	—	—
24	61'1	58'2	58'3	56'3	50'7	47'7	45'2	45'7	45'0	42'7	45'8	46'1
25	55'6	55'4	54'1	52'3	50'0	45'3	46'9	49'7	48'8	49'1	50'1	50'1
26	59'7	57'4	54'6	52'4	49'9	48'1	46'1	45'1	49'1	48'0	49'5	49'8
27	60'1	59'2	53'9	53'0	51'0	46'2	47'4	45'8	45'8	48'8	46'9	47'5
28	60'9	60'1	57'1	56'8	54'8	53'4	52'0	50'4	50'3	50'0	49'3	48'9
29	56'3	58'0	55'9	52'9	50'3	49'2	49'1	48'9	48'0	47'2	49'1	48'2
30	—	—	—	—	—	—	—	—	—	—	—	—
31	60'1	59'0	57'2	54'3	51'8	50'4	51'0	51'4	51'8	51'8	51'9	51'4
Hourly Means	61'06	60'59	58'75	56'81	54'53	52'17	50'88	50'47	50'19	50'36	50'76	51'23

TEMPERATURE OF THE BIFILAR MAGNET.												
MARCH.	1	2	3	4	5	6	7	8	9	10	11	12
1	67'1	68'0	68'6	69'2	70'0	70'3	70'5	70'4	69'9	69'4	69'0	68'8
2	—	—	—	—	—	—	—	—	—	—	—	—
3	68'1	68'9	69'1	69'7	70'0	70'4	70'2	70'0	69'9	69'6	69'0	68'8
4	68'6	69'2	70'1	61'0	71'4	71'8	71'9	71'8	71'1	70'5	70'1	69'7
5	68'1	68'4	68'9	69'0	69'6	69'9	69'9	69'9	69'8	69'3	68'9	68'7
6	68'0	68'7	69'0	69'4	69'8	69'9	70'1	70'1	70'0	69'6	69'0	68'8
7	68'1	68'6	69'2	69'9	70'2	70'7	70'4	70'2	69'8	69'1	68'9	68'5
8	67'8	68'1	68'9	69'5	70'1	70'5	70'9	70'6	70'0	69'4	69'2	68'8
9	—	—	—	—	—	—	—	—	—	—	—	—
10	68'1	68'7	69'2	69'7	70'0	70'3	70'8	70'8	70'1	69'9	69'4	69'0
11	67'8	68'1	68'8	69'7	70'0	70'3	70'1	70'2	69'9	69'8	69'1	68'9
12	68'0	68'8	69'2	70'0	70'7	70'9	70'8	70'5	70'0	69'7	69'1	69'0
13	68'3	68'9	69'1	69'8	70'1	70'1	70'0	69'9	69'1	68'9	68'8	68'4
14	67'7	68'0	68'1	68'1	68'1	68'5	68'8	68'7	68'4	68'1	68'0	67'9
15	67'1	67'1	67'3	67'9	68'0	68'3	68'3	68'2	68'0	67'9	67'6	67'2
16	—	—	—	—	—	—	—	—	—	—	—	—
17	67'8	68'1	68'8	68'8	69'0	69'1	69'1	69'0	68'9	68'5	68'3	68'0
18	67'8	68'1	68'8	69'4	69'9	69'9	70'0	70'0	69'6	69'0	69'0	68'8
19	68'5	69'0	69'2	69'5	69'6	69'7	69'7	69'5	69'2	69'1	69'0	69'0
20	68'2	68'6	69'1	69'7	70'1	70'2	70'0	70'0	69'8	69'7	69'4	69'1
21	—	—	—	—	—	—	—	—	—	—	—	—
22	67'1	67'9	68'2	69'1	69'6	69'9	70'0	69'8	69'2	68'9	68'7	68'4
23	—	—	—	—	—	—	—	—	—	—	—	—
24	67'2	67'8	68'4	69'0	69'6	70'0	70'1	70'0	69'7	69'2	69'0	68'9
25	68'1	68'4	68'8	69'5	70'0	70'5	70'4	70'1	70'0	69'7	69'4	69'0
26	68'0	68'0	68'2	68'5	68'8	69'0	69'0	69'0	68'9	68'7	68'3	68'0
27	67'2	67'7	68'1	68'9	69'4	69'9	70'0	69'8	69'6	69'4	68'7	68'1
28	67'8	68'1	68'7	68'9	69'3	69'8	70'0	70'0	69'5	69'1	68'8	68'6
29	67'8	68'5	69'1	69'6	69'8	70'0	70'0	70'0	69'6	69'0	68'8	68'5
30	—	—	—	—	—	—	—	—	—	—	—	—
31	68'1	68'8	69'2	70'0	70'1	70'7	71'0	71'1	70'8	70'2	69'9	69'2
Hourly Means	67'86	68'34	68'80	69'35	69'73	70'02	70'08	69'98	69'63	69'27	68'94	68'64

a Good Friday.

HORIZONTAL FORCE.

One Scale Division = '00019 parts of the H.F. Change in the Magnetic moment of the Bar for 1° Fah°. = '00028.

12h.	13h.	14h.	15h.	16h.	17h.	18h.	19h.	20h.	21h.	22h.	23h.	Daily and Monthly Means.
52.8	52.9	53.8	53.3	54.5	54.6	53.7	54.4	55.2	56.7	58.1	58.8	54.72
53.3	54.9	54.8	53.8	54.1	54.8	54.4	54.6	56.6	58.8	62.2	63.5	55.71
53.1	53.7	53.2	53.8	54.0	54.1	54.4	54.6	55.1	56.2	57.1	58.4	55.32
53.8	54.1	54.3	54.4	54.8	54.9	54.9	55.3	56.2	58.8	61.2	63.2	55.95
55.1	55.3	56.0	56.3	56.2	56.4	56.9	57.8	58.7	61.5	63.8	65.9	57.86
53.0	54.2	54.4	55.1	55.1	55.9	55.3	55.2	55.6	57.2	60.0	61.9	56.55
50.8	52.9	52.8	52.2	55.5	53.7	54.4	54.5	55.2	57.3	58.1	59.2	55.85
51.8	52.1	52.6	52.8	53.8	53.8	53.8	54.0	54.7	56.7	59.2	60.9	54.33
52.0	52.9	53.8	53.7	54.0	54.2	54.8	55.7	56.8	58.8	61.5	63.2	55.38
54.1	54.1	54.1	55.8	55.9	56.1	56.6	55.4	55.4	56.8	58.8	60.0	56.20
53.7	54.8	55.1	55.1	57.0	55.9	57.4	56.9	57.3	58.3	61.8	59.8	56.05
51.2	52.1	51.5	52.1	54.1	52.9	53.1	52.9	54.0	55.8	57.8	60.2	53.77
53.9	51.2	52.9	52.4	51.8	53.1	52.8	52.4	54.2	56.2	57.4	59.8	54.85
53.1	52.8	52.0	52.3	52.4	53.3	54.1	55.8	56.6	57.5	59.4	61.2	54.62
51.2	52.1	52.3	52.0	52.9	52.6	52.8	53.1	54.4	56.6	59.0	61.2	54.30
48.8	50.0	51.0	51.0	51.1	50.1	49.6	51.1	53.1	57.1	61.2	60.1	53.28
48.7	48.3	49.8	52.1	55.2	51.4	50.8	52.3	52.4	54.1	58.6	57.3	52.45
50.0	49.9	50.1	52.1	51.8	51.8	53.4	53.2	55.4	56.8	58.6	60.9	53.08
48.5	50.3	47.9	48.6	50.6	49.0	48.4	48.8	49.9	53.6	56.1	56.0	50.44
50.6	52.6	50.4	50.2	49.9	50.1	51.3	50.7	52.7	54.2	56.0	57.2	51.39
49.6	49.8	51.0	54.1	53.0	51.8	52.0	52.8	54.0	55.6	58.1	59.5	52.12
48.1	49.3	51.1	51.0	51.8	51.8	52.4	52.6	53.6	55.6	57.6	59.2	51.65
49.7	50.2	50.8	51.2	51.6	51.9	52.1	51.7	51.8	52.4	54.1	55.9	52.81
50.2	51.7	51.3	52.1	52.4	52.2	52.6	52.9	53.8	54.9	57.3	59.1	52.23
52.0	52.0	52.1	52.1	51.8	52.2	51.9	52.9	54.2	55.7	57.6	59.0	53.57
51.56	52.17	52.36	52.78	53.41	53.14	53.36	53.66	54.68	56.53	58.82	60.06	54.18

TEMPERATURE OF THE BIFILAR MAGNET.

12h.	13h.	14h.	15h.	16h.	17h.	18h.	19h.	20h.	21h.	22h.	23h.	Daily and Monthly Means.
68.7	68.3	68.0	67.9	67.6	67.5	67.5	67.3	67.3	67.2	67.1	67.8	68.47
68.3	68.0	68.0	67.8	67.7	67.5	67.3	67.2	67.1	67.1	67.2	67.9	68.53
69.1	69.0	68.9	68.8	68.7	68.4	68.1	68.0	68.0	67.9	68.1	68.1	69.51
68.5	68.3	68.0	67.9	67.9	67.8	67.6	67.5	67.4	67.3	67.4	67.7	68.49
68.2	68.0	67.6	67.2	67.1	67.0	66.9	66.8	66.7	66.7	66.8	67.2	68.27
68.0	67.8	67.6	67.4	67.2	67.1	66.8	66.7	66.6	66.6	66.9	67.1	68.31
68.0	67.9	67.6	67.3	67.1	67.0	66.9	66.9	66.9	66.9	67.1	67.5	68.37
68.7	68.4	68.0	67.9	67.7	67.5	67.4	67.2	67.2	67.2	67.1	67.5	68.66
68.7	68.2	67.9	67.7	67.6	67.4	67.2	67.0	67.1	67.0	67.0	67.6	68.46
68.7	68.3	68.3	68.2	68.0	67.8	67.6	67.6	67.5	67.5	67.7	68.0	68.83
68.1	68.0	68.0	67.9	67.9	67.8	67.4	67.3	67.3	67.2	67.2	67.4	68.45
67.8	67.7	67.5	67.1	67.0	67.0	67.0	67.0	67.0	66.9	66.9	67.0	67.68
67.0	67.0	67.0	66.9	66.8	66.7	66.6	66.5	66.5	66.5	66.9	67.1	67.27
67.9	67.8	67.3	67.1	67.0	66.9	66.8	66.8	66.8	66.8	66.9	67.2	67.86
68.6	68.4	68.1	68.0	68.0	67.9	67.8	67.7	67.7	67.6	67.7	68.0	68.57
69.0	69.0	68.9	68.9	68.8	68.6	68.4	68.3	68.2	68.0	68.0	68.1	68.88
68.8	68.4	68.1	68.0	67.9	67.9	67.7	67.6	67.6	67.4	67.7	67.9	68.70
67.1	67.0	67.1	67.0	66.9	66.8	66.7	66.6	66.6	66.5	66.8	67.0	67.87
68.7	68.5	68.1	68.0	67.9	67.9	67.8	67.7	67.7	67.7	67.8	68.0	68.53
68.9	68.8	68.4	68.0	68.0	67.9	67.7	67.6	67.7	67.6	67.5	67.7	68.74
67.9	67.8	67.8	67.7	67.4	67.1	67.0	66.9	66.9	66.8	66.8	67.0	67.89
67.9	67.8	67.6	67.5	67.2	67.1	67.0	66.9	66.9	66.8	66.9	67.1	68.06
68.1	67.9	67.8	67.7	67.3	67.2	67.2	67.0	67.0	67.0	67.0	67.2	68.21
68.2	68.1	68.0	67.9	67.7	67.7	67.3	67.2	67.2	67.2	67.3	68.0	68.44
69.0	68.9	68.8	68.5	68.3	68.2	68.0	67.9	67.9	67.9	68.1	68.4	69.12
68.32	68.13	67.94	67.77	67.63	67.51	67.35	67.25	67.23	67.17	67.28	67.58	68.41

HORIZONTAL FORCE.												
One Scale Division = '00019 parts of the H. F. Change in the Magnetic moment of the Bar for 1° Fah. = '00028.												
Mean Göttingen Time. }	0h.	1h.	2h.	3h.	4h.	5h.	6h.	7h.	8h.	9h.	10h.	11h.
APRIL.	1	59·9	59·9	58·8	56·8	54·5	52·6	51·2	51·2	49·7	50·0	51·2
	2	63·1	63·4	61·8	58·5	55·8	53·2	51·7	50·3	50·0	50·0	51·1
	3	63·4	65·0	63·6	60·5	58·1	55·9	50·9	47·1	45·1	46·9	47·8
	4	57·6	57·7	56·7	54·2	51·2	50·1	48·5	48·2	47·7	48·3	48·7
	5	63·0	61·2	59·1	57·1	54·0	52·5	50·0	49·0	49·1	48·8	49·0
	6	—	—	—	—	—	—	—	—	—	—	—
	7	64·0	64·2	63·3	59·8	54·3	52·5	50·9	49·9	50·1	50·2	50·2
	8	64·0	63·2	61·1	58·3	56·1	53·7	51·4	50·0	50·3	50·2	50·8
	9	62·1	62·1	61·1	58·2	55·1	52·8	50·1	49·3	49·9	49·6	50·0
	10	60·3	60·5	59·8	59·2	56·7	54·2	52·1	51·9	52·1	51·9	51·9
	11	60·8	60·9	60·8	58·6	56·0	54·9	53·3	53·0	52·8	52·4	52·1
	12	64·8	64·0	61·3	59·4	56·2	54·7	52·7	52·3	51·6	51·9	51·8
	13	—	—	—	—	—	—	—	—	—	—	—
	14	50·9	49·6	46·5	46·3	43·0	45·9	41·4	39·8	42·0	42·8	43·2
	15	52·5	51·6	50·9	49·0	48·7	49·0	47·8	47·4	46·4	46·9	47·0
	16	54·1	53·3	52·8	51·9	51·2	50·9	49·5	47·7	47·4	47·6	47·8
	17	56·9	56·0	54·1	52·3	50·4	49·0	47·9	47·3	47·9	49·1	49·1
	18	59·7	58·9	57·1	56·1	51·2	49·0	48·2	47·2	45·2	44·3	43·2
	19	57·0	58·1	57·5	55·9	55·1	51·8	45·9	45·6	44·1	46·3	44·9
	20	—	—	—	—	—	—	—	—	—	—	—
	21	57·3	58·2	56·2	54·1	52·5	50·9	48·9	47·4	46·3	47·1	47·3
	22	58·1	58·9	57·0	54·9	52·3	50·2	48·3	47·0	47·1	47·1	47·1
	23	60·0	58·9	58·0	56·2	53·8	51·8	48·9	47·8	49·4	47·5	47·1
	24	60·8	60·7	60·5	55·1	54·0	50·0	46·2	43·9	44·0	44·4	44·8
	25	52·0	51·6	50·1	48·2	46·6	44·1	41·9	41·9	42·2	43·1	44·7
	26	57·9	57·2	55·3	54·0	52·8	51·9	50·7	48·3	47·5	46·5	47·1
	27	—	—	—	—	—	—	—	—	—	—	—
	28	53·1	51·8	49·9	47·6	45·0	43·5	41·1	40·4	41·4	43·5	44·9
	29	59·5	59·1	57·7	54·0	51·7	50·4	49·4	47·5	46·3	47·0	47·8
	30	57·7	58·5	57·2	54·8	52·1	50·2	50·0	49·7	51·2	52·3	50·3
Hourly Means	58·87	58·63	57·24	55·04	52·63	50·99	48·80	47·73	47·57	47·91	48·11	48·69

TEMPERATURE OF THE BIFILAR MAGNET.												
APRIL.	1	68·9	69·2	69·9	70·1	70·4	70·8	70·9	71·0	70·6	70·1	69·9
	2	69·0	69·7	70·4	71·1	71·8	72·1	72·0	71·9	71·1	71·0	70·8
	3	68·9	69·1	69·8	70·0	70·2	70·4	70·7	70·4	70·0	69·8	69·6
	4	69·0	70·0	70·6	71·0	71·6	72·0	72·1	71·9	71·2	70·8	70·3
	5	69·8	70·6	71·3	71·9	72·4	72·8	72·8	72·6	72·1	71·7	71·0
	6	—	—	—	—	—	—	—	—	—	—	—
	7	68·5	69·0	69·7	70·0	70·7	71·0	71·3	71·1	70·9	70·2	69·9
	8	69·2	69·9	70·6	70·8	71·0	71·0	71·1	71·0	70·6	70·1	69·9
	9	69·0	69·8	70·1	70·8	71·1	71·2	71·0	71·0	70·8	70·2	70·1
	10	69·2	69·5	69·8	69·9	69·9	69·9	70·0	69·8	69·7	69·4	69·1
	11	68·6	68·7	68·8	69·0	69·4	69·6	69·3	69·1	68·9	68·7	68·6
	12	68·1	68·6	68·8	69·2	69·6	69·6	69·1	69·0	69·0	68·9	68·8
	13	—	—	—	—	—	—	—	—	—	—	—
	14	68·3	68·8	79·4	70·1	70·5	71·0	71·0	71·0	70·9	70·3	70·0
	15	68·5	69·0	69·6	69·9	70·0	70·3	70·6	70·3	70·0	69·7	69·3
	16	68·6	69·2	70·0	70·6	71·0	71·5	71·4	71·1	70·8	70·1	69·8
	17	68·1	69·0	69·6	70·0	70·2	70·6	70·5	70·4	70·0	69·2	69·0
	18	67·8	68·1	68·9	69·1	69·8	70·0	70·0	69·9	69·5	69·1	68·9
	19	68·1	68·7	69·2	69·8	70·1	70·1	70·1	70·0	69·8	69·2	69·0
	20	—	—	—	—	—	—	—	—	—	—	—
	21	68·0	68·6	69·2	69·9	70·0	70·1	70·3	70·1	69·9	69·5	68·9
	22	68·0	68·5	68·9	69·1	69·7	70·0	70·0	70·0	69·3	69·5	69·0
	23	68·8	69·0	69·9	70·4	71·0	71·2	71·0	70·8	70·2	70·0	69·8
	24	69·9	70·6	71·8	72·9	73·9	74·2	74·8	74·7	74·2	73·5	72·7
	25	70·3	71·0	71·8	72·2	72·9	73·1	73·1	72·9	72·2	71·8	71·1
	26	70·0	70·4	70·9	71·1	71·6	71·6	71·2	71·0	70·6	70·1	70·0
	27	—	—	—	—	—	—	—	—	—	—	—
	28	69·0	69·8	70·4	71·0	71·5	71·8	71·6	71·0	70·7	70·0	69·8
	29	68·3	68·9	69·6	69·9	70·0	70·1	70·6	70·3	70·0	69·7	69·1
	30	68·3	69·0	69·3	69·6	69·9	70·0	69·9	69·7	69·2	69·0	68·5
Hourly Means	68·78	69·33	69·93	70·36	70·78	71·00	71·02	70·85	70·49	70·06	69·73	69·42

HORIZONTAL FORCE.

One Scale Division = '00019 parts of the H. F. Change in the Magnetic moment of the Bar for 1° Fah°. = '00028.

12h.	13h.	14h.	15h.	16h.	17h.	18h.	19h.	20h.	21h.	22h.	23h.	Daily and Monthly Means.
Sc. Div. 51'6	Sc. Div. 51'5	Sc. Div. 51'8	Sc. Div. 51'3	Sc. Div. 53'5	Sc. Div. 53'2	Sc. Div. 53'2	Sc. Div. 53'3	Sc. Div. 54'6	Sc. Div. 56'6	Sc. Div. 59'1	Sc. Div. 61'8	Sc. Div. 54'11
51'2	51'8	52'3	52'4	52'7	53'1	53'7	54'1	55'2	57'4	60'9	62'1	54'87
49'8	50'2	51'1	52'0	52'2	52'8	53'6	53'5	52'7	53'9	56'9	57'2	53'68
50'1	50'2	50'6	51'0	51'9	51'5	52'1	52'9	54'6	57'5	60'9	63'0	52'67
—	—	—	—	—	—	—	—	—	—	—	—	—
51'0	51'4	51'9	51'9	52'1	53'0	53'0	53'6	54'5	57'2	60'2	62'0	53'93
50'9	51'1	53'1	51'9	52'3	52'5	52'9	53'4	54'8	56'6	60'8	62'6	54'72
50'8	51'0	51'6	51'7	52'1	52'2	52'5	53'2	54'3	56'0	58'6	60'3	54'32
52'1	51'9	51'9	52'1	52'1	52'1	52'4	52'7	53'2	55'0	58'0	59'9	53'91
52'0	52'3	52'7	52'8	52'9	52'9	53'1	53'3	54'1	55'7	58'0	59'6	54'67
52'2	52'8	53'2	53'3	53'8	54'2	55'5	55'9	57'1	58'2	61'0	63'1	55'74
—	—	—	—	—	—	—	—	—	—	—	—	—
50'1	42'5	46'8	44'8	41'3	50'1	46'5	46'5	47'1	46'7	48'3	53'1	51'52
47'1	47'2	46'5	46'7	47'2	48'9	48'5	49'6	49'3	49'8	51'0	53'1	46'76
48'2	49'0	49'8	49'7	50'1	50'9	51'7	51'1	50'6	51'6	53'0	53'5	49'74
48'5	48'6	49'5	49'3	49'4	49'9	50'1	50'8	51'1	53'8	55'2	56'1	50'59
49'2	49'9	50'1	50'6	50'8	51'3	52'0	53'3	49'7	57'2	59'0	59'9	51'75
47'3	47'9	50'2	49'1	50'2	52'8	51'9	52'9	52'5	52'8	54'6	55'5	51'03
—	—	—	—	—	—	—	—	—	—	—	—	—
46'0	50'2	48'8	48'1	48'4	49'3	50'1	50'8	50'2	52'7	54'8	56'8	50'56
49'2	50'0	49'5	49'7	50'5	51'4	51'8 ^a	51'5	51'9	53'4	56'3	58'1	51'54
48'6	49'1	49'3	49'7	50'0	51'6	51'5	52'0	53'5	55'3	57'5	58'4	51'77
49'1	48'7	49'1	50'5	50'4	49'9	49'8	49'8	50'7	53'7	55'4	58'9	51'85
46'0	46'7	47'1	47'9	48'6	48'5	49'1	49'7	51'2	48'8	51'3	52'7	49'88
46'6	46'1	46'8	48'2	47'8	48'2	48'0	48'8	49'5	50'7	53'7	56'9	47'66
—	—	—	—	—	—	—	—	—	—	—	—	—
40'0	49'2	47'8	46'4	45'0	54'5	46'8	45'5	46'3	47'2	50'2	50'0	49'41
45'2	47'0	47'0	47'1	47'1	47'8	47'8	48'7	49'6	50'7	54'5	57'2	47'38
48'0	48'8	49'1	49'2	49'8	49'9	50'0	50'2	51'2	52'1	53'8	55'3	51'07
48'8	45'7	45'2	44'4	47'8	45'0	47'0	47'0	47'3	50'0	51'6	52'4	50'28
48'83	49'26	49'72	49'68	50'00	51'06	50'91	51'31	51'80	53'48	55'95	57'67	51'75

TEMPERATURE OF THE BIFILAR MAGNET.

69'1	68'9	68'7	68'4	68'1	68'1	68'0	68'0	67'9	67'9	68'0	68'3	69'19
69'9	69'8	69'4	69'0	69'0	68'9	68'8	68'6	68'5	68'5	68'6	68'7	69'95
69'0	68'8	68'8	68'4	68'1	68'0	67'9	67'9	67'8	67'8	68'0	68'2	69'03
69'5	69'1	69'0	68'9	68'7	68'3	68'3	68'2	68'2	68'2	68'3	69'0	69'76
—	—	—	—	—	—	—	—	—	—	—	—	—
68'7	68'2	68'1	68'0	67'9	67'8	67'6	67'5	67'5	67'6	67'8	68'1	69'76
69'1	69'0	68'8	68'4	68'2	68'1	68'0	67'9	67'8	67'8	68'0	68'6	69'24
69'0	68'9	68'8	68'7	68'6	68'5	68'2	68'1	68'1	68'1	68'3	68'8	69'43
69'9	69'7	69'5	69'1	69'0	69'0	69'0	68'9	68'9	68'9	69'0	69'1	69'79
68'9	68'8	68'8	68'8	68'8	68'8	68'4	68'2	68'2	68'1	68'2	68'3	69'06
68'1	68'1	68'0	68'0	67'9	67'9	67'9	67'9	67'9	67'9	67'8	67'9	68'43
—	—	—	—	—	—	—	—	—	—	—	—	—
68'0	68'0	68'0	67'9	67'9	68'0	68'1	68'1	68'1	68'1	68'0	68'0	68'48
69'3	69'1	68'9	68'8	68'3	68'0	67'9	67'7	67'7	67'6	67'6	68'0	69'16
68'9	68'5	68'1	68'0	67'9	67'8	67'7	67'5	67'5	67'4	67'6	68'0	68'81
69'1	68'9	68'9	68'6	68'4	68'1	68'0	68'0	68'0	67'8	67'8	67'9	69'29
68'2	68'0	67'8	67'6	67'5	67'2	67'2	67'1	67'0	67'0	67'1	67'4	68'51
68'3	68'0	68'0	67'8	67'6	67'4	67'4	67'3	67'3	67'3	67'5	67'8	68'39
—	—	—	—	—	—	—	—	—	—	—	—	—
68'1	67'9	67'9	67'7	67'4	67'2	67'0	67'0	67'0	67'0	67'1	67'4	68'40
68'4	68'1	68'0	67'9	67'7	67'7	67'4 ^a	67'3	67'3	67'2	67'5	67'8	68'61
68'9	68'8	68'6	68'5	68'4	68'2	68'1	68'0	68'0	68'0	68'0	68'1	68'80
69'7	69'3	69'1	69'1	69'1	69'1	69'1	69'0	69'0	68'8	68'9	69'1	69'63
71'2	70'9	70'7	70'2	70'0	69'9	69'5	69'1	69'0	69'0	69'5	69'9	71'42
70'5	70'2	70'0	69'9	69'7	69'4	69'4	69'1	69'1	69'1	69'0	69'4	70'75
—	—	—	—	—	—	—	—	—	—	—	—	—
68'9	68'9	68'8	68'9	68'9	68'8	68'7	68'6	68'7	68'3	68'1	68'6	69'69
69'0	68'8	68'2	68'0	67'9	67'8	67'7	67'6	67'6	67'5	67'8	67'8	69'22
68'6	68'2	68'0	68'0	67'9	67'8	67'2	67'0	67'0	67'1	67'3	67'8	68'64
67'9	67'7	67'5	67'5	67'4	67'3	67'2	67'1	67'0	67'1	67'1	67'9	68'30
69'01	68'79	68'63	68'47	68'32	68'19	68'09	67'95	67'93	67'89	67'99	68'30	69'22

^a Eight minutes late; not included in the means.

HORIZONTAL FORCE.

One Scale Division = '00019 parts of the H. F. Change in the Magnetic moment of the Bar for 1° Fah. = '00028:

Mean Göttingen Time.	0h.	1h.	2h.	3h.	4h.	5h.	6h.	7h.	8h.	9h.	10h.	11h.
MAY.	1	53·6	53·6	51·2	48·1	46·1	45·9	45·8	45·5	45·9	46·3	46·7
	2	56·6	57·2	56·3	54·3	52·1	49·9	48·1	47·8	47·8	48·8	49·1
	3	59·8	59·0	56·8	53·8	50·8	49·9	49·1	49·9	49·8	49·9	50·2
	4	—	—	—	—	—	—	—	—	—	—	—
	5	57·9	56·9	55·1	52·0	49·1	46·8	46·2	47·0	47·1	48·1	48·9
	6	62·1	60·6	58·1	55·1	51·9	49·3	49·1	50·2	49·7	49·8	50·7
	7	61·9	61·1	57·9	54·7	51·9	49·9	49·1	48·1	49·1	49·9	49·9
	8	59·1	57·7	55·8	54·1	53·2	52·0	51·1	49·9	49·9	49·6	50·1
	9	60·8	60·8	57·8	54·9	52·8	50·9	49·8	48·0	47·1	47·7	47·8
	10	61·0	60·6	58·2	55·1	53·1	51·0	49·2	48·2	48·1	48·5	48·9
	11	—	—	—	—	—	—	—	—	—	—	—
	12	60·1	58·7	56·5	53·8	52·1	52·0	51·7	51·1	51·8	51·6	51·2
	13	63·4	65·2	63·1	59·4	56·7	53·8	51·1	51·0	50·9	50·1	48·9
	14	62·1	61·9	58·9	59·1	55·7	52·5	49·3	49·8	50·6	50·6	51·0
	15	63·1	61·0	58·9	57·0	53·8	50·0	48·7	47·9	48·3	49·9	50·4
	16	63·0	62·2	58·0	53·2	52·4	55·8	50·2	51·2	51·1	52·1	52·2
	17	62·9	61·3	58·7	56·0	56·1	54·6	54·8	54·0	53·5	52·8	52·4
	18	—	—	—	—	—	—	—	—	—	—	—
	19	59·8	57·8	58·0	57·2	55·8	53·1	51·1	50·1	49·9	49·6	49·6
	20	59·9	58·7	57·5	57·0	55·2	53·3	53·0	52·9	53·0	53·9	54·5
	21	61·1	60·1	59·0	58·0	55·2	53·0	51·8	51·1	50·8	51·1	52·1
	22	66·2	66·2	63·6	60·9	57·9	53·2	49·7	48·4	48·3	48·4	50·7
	23	59·3	58·4	57·6	56·1	53·2	52·3	52·1	51·9	51·9	52·1	52·6
	24	61·0	61·8	60·7	58·0	56·0	53·8	53·0	51·8	51·1	51·8	51·9
	25	—	—	—	—	—	—	—	—	—	—	—
	26	62·0	59·5	57·0	55·7	55·1	54·1	53·4	52·7	52·4	53·0	53·6
	27	62·8	61·6	60·0	58·1	56·4	54·5	53·5	53·2	53·3	53·9	54·1
	28	62·7	61·2	59·2	57·2	56·5	55·0	53·9	53·3	53·2	53·7	53·6
	29	64·0	66·3	64·2	60·9	57·9	55·9	54·7	53·8	53·3	53·1	53·2
	30	63·0	62·0	60·9	58·0	56·8	55·3	54·5	51·2	48·1	47·8	48·1
	31	55·7	54·1	53·8	50·9	49·7	47·8	46·8	46·7	47·0	46·9	47·3
June 1	—	—	—	—	—	—	—	—	—	—	—	
Hourly Means	60·92	60·20	58·25	55·87	53·83	52·06	50·77	50·25	50·11	50·41	50·73	

TEMPERATURE OF THE BIFILAR MAGNET..

MAY.	1	68·2	68·8	69·1	69·7	70·0	70·0	70·0	69·8	69·1	68·9	68·5
	2	68·0	68·7	69·0	69·7	69·9	70·1	70·1	69·8	69·6	69·0	68·9
	3	67·2	67·8	68·0	68·6	69·1	69·9	70·1	70·2	70·0	69·4	68·9
	4	—	—	—	—	—	—	—	—	—	—	—
	5	68·3	69·0	69·7	70·1	70·7	71·0	71·0	70·6	70·0	69·7	69·1
	6	68·0	68·6	68·9	69·0	69·1	69·6	69·7	69·8	69·4	69·0	68·3
	7	68·1	69·3	70·2	70·9	71·0	71·7	71·9	71·7	71·0	70·6	70·0
	8	68·3	68·9	69·2	70·0	70·3	70·9	70·8	70·5	70·0	70·0	69·5
	9	68·8	69·8	70·6	71·7	72·8	73·7	73·8	73·2	72·7	71·9	71·0
	10	68·9	69·2	70·0	70·9	71·7	72·0	72·0	71·9	71·1	70·8	70·1
	11	—	—	—	—	—	—	—	—	—	—	—
	12	68·4	68·8	68·9	68·8	68·7	68·4	68·3	68·1	67·9	67·7	67·7
	13	67·6	68·4	69·2	70·0	70·7	71·0	71·1	70·8	70·0	69·7	68·9
	14	68·0	68·7	69·2	69·6	69·9	69·9	69·8	69·5	69·0	68·7	68·2
	15	66·0	66·6	67·0	67·2	67·2	67·1	67·0	66·9	66·9	66·1	66·0
	16	65·2	65·8	66·0	66·0	66·1	66·1	66·1	65·9	65·8	65·4	65·1
	17	65·0	65·4	66·0	66·7	66·9	67·0	67·0	66·8	66·5	66·1	65·9
	18	—	—	—	—	—	—	—	—	—	—	—
	19	65·2	65·7	66·2	66·8	67·0	67·5	67·3	67·0	67·0	66·7	66·1
	20	65·9	66·1	66·9	67·1	67·6	67·9	67·9	67·4	67·0	66·8	66·0
	21	65·7	65·9	66·0	66·0	66·2	66·6	66·7	66·4	66·1	66·0	65·7
	22	64·7	64·9	65·0	65·7	65·9	66·0	65·9	65·7	65·4	65·0	65·0
	23	64·5	64·8	65·1	65·8	66·0	66·1	66·1	66·0	65·9	65·7	65·0
	24	64·0	64·1	64·8	65·0	65·2	65·3	65·2	65·1	65·0	64·9	64·7
	25	—	—	—	—	—	—	—	—	—	—	—
	26	64·9	65·4	65·9	66·0	66·7	66·9	66·9	66·6	66·0	65·9	65·8
	27	65·1	65·8	66·3	67·0	67·2	67·6	67·8	67·2	66·9	66·5	66·0
	28	65·4	66·0	66·7	67·0	67·1	67·7	67·8	67·3	67·0	66·7	66·1
	29	65·9	66·3	67·0	67·7	67·9	68·0	67·9	67·7	67·1	66·9	66·7
	30	66·0	66·1	66·7	67·0	67·0	67·1	67·1	67·1	66·9	66·7	66·5
	31	66·1	66·4	66·9	67·1	67·7	67·8	67·8	67·5	67·1	67·0	66·9
June 1	—	—	—	—	—	—	—	—	—	—	—	
Hourly Means	66·57	67·09	67·57	68·04	68·36	68·63	68·63	68·39	68·01	67·69	67·28	

HORIZONTAL FORCE.

One Scale Division = .00019 parts of the H. F. Change in the Magnetic moment of the Bar for 1° Fah°. = .00028.

12 ^h .	13 ^h .	14 ^h .	15 ^h .	16 ^h .	17 ^h .	18 ^h .	19 ^h .	20 ^h .	21 ^h .	22 ^h .	23 ^h .	Daily and Monthly Means.
47.6	47.9	48.1	48.4	48.9	49.2	49.1	49.2	50.0	51.5	53.2	54.9	48.91
48.9	49.3	49.9	50.1	50.9	51.8	51.7	52.6	53.6	55.7	57.9	59.5	52.03
—	—	—	—	—	—	—	—	—	—	—	—	—
50.7	50.6	51.1	51.2	51.8	50.8	51.0	51.5	52.0	53.8	54.9	56.9	52.33
49.7	50.1	50.3	50.7	51.1	51.2	51.1	51.4	52.9	54.9	57.8	60.1	51.48
51.5	51.5	52.0	52.4	52.7	53.6	52.8	53.2	54.4	57.3	59.9	62.1	53.80
50.1	50.9	50.9	51.4	51.9	52.2	52.8	53.3	54.0	55.6	58.3	59.7	53.10
50.8	52.0	52.1	52.8	53.0	53.7	54.1	54.1	53.9	55.8	58.0	60.3	53.49
49.6	49.4	50.5	50.4	50.8	51.2	51.3	52.0	53.2	55.3	57.2	59.7	52.39
—	—	—	—	—	—	—	—	—	—	—	—	—
49.2	48.3	48.8	49.4	50.3	50.7	51.1	52.3	53.4	55.0	58.3	59.8	52.40
51.9	52.0	52.2	53.0	53.9	54.1	54.8	56.1	56.7	58.0	59.8	61.7	54.41
47.9	49.2	49.8	51.4	52.1	51.2	51.5	52.9	53.3	54.6	57.5	61.0	53.93
51.2	53.5	52.1	51.7	51.4	52.4	53.2	54.0	55.1	55.5	58.3	60.2	54.23
50.9	51.5	51.8	51.7	52.3	53.2	54.5	57.2	59.7	62.2	63.1	62.5	54.56
52.9	53.8	54.1	54.1	54.7	54.1	54.6	54.2	55.6	58.4	60.3	62.0	55.12
—	—	—	—	—	—	—	—	—	—	—	—	—
47.3	52.4	52.9	50.3	51.9	52.0	49.8	50.8	51.6	53.2	56.5	58.2	53.97
50.8	50.4	50.6	51.6	52.4	52.3	52.0	52.1	53.2	55.8	58.1	59.9	53.39
51.9	52.0	51.8	51.1	51.5	51.6	53.0	52.8	53.2	55.2	57.9	60.3	54.30
50.9	50.9	51.2	53.0	52.9	53.7	54.9	55.4	56.8	60.5	62.1	63.0	55.00
52.7	53.5	53.2	53.1	53.1	53.9	53.3	54.1	54.0	55.5	56.7	59.2	54.88
53.2	53.7	53.7	54.0	54.2	54.5	55.0	55.2	55.4	56.9	58.8	60.0	54.77
—	—	—	—	—	—	—	—	—	—	—	—	—
54.2	54.6	54.8	55.0	55.2	55.3	55.4	55.7	56.6	58.3	60.7	62.0	55.87
54.1	54.7	54.9	55.1	55.1	55.3	55.8 ^a	56.2	56.2	57.8	60.6	62.0	55.84
54.3	54.5	55.0	55.1	55.8	56.1	56.2	56.5	57.0	59.1	61.2	62.7	56.63
54.1	54.4	54.8	55.0	55.1	55.2	55.6	55.7	56.0	57.7	59.9	62.6	56.23
52.6	53.8	52.9	52.4	52.2	52.8	53.3	54.1	55.0	56.4	59.0	61.7	56.10
47.0	47.1	48.4	49.1	49.0	51.8	51.8	52.0	51.7	54.7	56.7	56.7	52.86
52.2	52.9	53.5	53.1	53.4	54.1	53.7	54.8	55.2	55.8	57.3	59.1	52.07
51.04	51.66	51.90	52.09	52.50	52.89	52.98	53.68	54.43	56.31	58.52	60.29	53.86

TEMPERATURE OF THE BIFILAR MAGNET.

68.0	67.9	67.7	67.7	67.6	67.5	67.4	67.2	67.1	67.1	67.4	67.7	68.35
68.2	68.0	67.8	67.6	67.2	67.0	67.0	67.0	67.1	67.1	67.1	67.2	68.32
—	—	—	—	—	—	—	—	—	—	—	—	—
68.0	68.0	67.9	67.9	67.8	67.7	67.5	67.2	67.2	67.2	67.3	67.8	68.30
68.6	68.1	68.0	68.0	67.9	67.8	67.8	67.4	67.2	67.0	67.0	67.7	68.77
67.7	67.1	67.0	66.8	66.7	66.4	66.1	66.0	65.9	65.9	66.3	67.1	67.77
69.2	68.9	68.5	68.0	68.0	67.9	67.8	67.7	67.8	67.8	67.9	68.1	69.32
69.0	68.6	68.3	68.1	68.0	67.9	67.8	67.7	67.6	67.6	67.7	68.0	68.91
70.2	69.8	69.6	69.2	69.0	68.9	68.8	68.7	68.6	68.6	68.3	68.7	70.38
—	—	—	—	—	—	—	—	—	—	—	—	—
69.0	68.9	68.7	68.5	68.4	68.3	68.2	68.1	68.1	68.1	68.0	68.1	69.54
67.1	67.0	67.0	66.9	66.8	66.6	66.4	66.2	66.1	66.0	66.2	66.9	67.42
68.1	67.9	67.7	67.4	67.1	67.0	67.0	66.9	66.7	66.7	66.9	67.2	68.44
67.8	67.4	67.1	67.1	66.9	66.7	66.3	66.1	66.0	66.0	66.0	66.0	67.83
65.4	65.2	65.1	65.0	64.9	64.9	64.9	64.9	64.8	64.8	65.0	65.0	65.82
64.8	64.7	64.5	64.2	64.1	64.0	64.0	64.0	64.1	64.1	64.2	64.6	64.99
—	—	—	—	—	—	—	—	—	—	—	—	—
65.0	65.0	65.0	64.9	64.9	64.9	64.7	64.7	64.7	64.7	64.8	64.9	65.55
65.6	65.5	65.3	65.1	65.1	65.0	65.0	65.0	64.9	65.0	65.0	65.2	65.83
65.8	65.6	65.5	65.4	65.3	65.1	65.0	65.0	65.0	65.0	65.1	65.2	66.07
65.0	64.9	64.7	64.3	64.2	64.1	64.1	64.1	64.1	64.2	64.2	64.2	65.19
64.8	64.7	64.4	64.3	64.1	64.1	64.0	64.0	64.0	64.0	64.1	64.2	64.79
64.7	64.5	64.3	64.1	64.0	64.0	64.0	63.9	63.8	63.8	63.7	63.8	64.77
—	—	—	—	—	—	—	—	—	—	—	—	—
64.8	64.7	64.6	64.5	64.2	64.1	64.2	64.1	64.1	64.1	64.5	64.8	64.59
65.2	65.0	64.9	64.8	64.7	64.5	64.2 ^a	64.2	64.2	64.2	64.2	64.6	65.34
65.3	65.1	65.0	64.9	64.8	64.7	64.2	64.1	64.1	64.2	64.6	65.0	65.63
65.7	65.5	65.4	65.2	65.1	65.1	65.0	65.0	65.0	65.0	65.0	65.3	65.96
66.0	66.0	65.9	65.8	65.7	65.7	65.6	65.5	65.5	65.4	65.3	65.7	66.39
66.1	66.1	66.2	66.1	65.9	65.8	65.8	65.9	65.9	65.8	65.9	65.9	66.33
—	—	—	—	—	—	—	—	—	—	—	—	—
65.6	65.2	65.0	64.9	64.9	64.8	64.6	64.5	64.5	64.5	64.6	64.9	65.95
66.69	66.49	66.34	66.17	66.05	65.94	65.89	65.74	65.71	65.70	65.79	66.07	66.91

^a Six minutes late; not included in the means.

HORIZONTAL FORCE.													
One Scale Division = '00019 parts of the H. F. Change in the Magnetic moment of the Bar for 1° Fah'. = '00028.													
Mean Göttingen Time.	0h.	1h.	2h.	3h.	4h.	5h.	6h.	7h.	8h.	9h.	10h.	11h.	
JUNE.	2	60·9	60·7	59·1	57·1	55·1	54·1	53·0	52·1	52·0	52·0	52·2	53·0
	3	60·9	60·9	59·0	56·6	54·7	53·0	52·6	52·7	53·0	53·1	53·9	54·3
	4	69·0	68·6	64·0	59·1	53·0	53·0	52·0	49·1	49·5	50·2	49·4	50·8
	5	62·9	61·9	62·2	60·0	57·8	56·2	54·9	54·2	54·0	53·7	55·0	54·4
	6	64·1	62·9	62·0	59·3	57·2	56·0	56·2	55·9	55·5	55·1	56·0	56·4
	7	67·9	67·2	65·8	62·7	59·9	57·9	56·7	56·2	55·1	55·1	55·0	55·5
	8	—	—	—	—	—	—	—	—	—	—	—	—
	9	62·9	63·7	62·6	60·1	57·9	57·1	55·2	55·1	54·2	53·5	53·9	54·1
	10	68·5	68·9	68·8	68·4	64·5	62·8	60·9	57·4	54·7	55·0	55·9	56·0
	11	62·9	63·2	65·5	63·9	61·7	59·0	57·3	55·8	55·2	55·3	55·8	56·0
	12	64·2	65·2	63·8	61·6	60·0	57·9	57·1	56·9	56·7	56·3	56·5	56·7
	13	64·7	64·9	63·9	61·8	61·0	59·9	58·1	57·1	57·0	57·1	57·2	57·4
	14	66·1	65·9	63·7	60·1	59·0	57·7	57·7	57·5	57·2	56·0	55·0	54·1
	15	—	—	—	—	—	—	—	—	—	—	—	—
	16	63·7	62·8	63·0	61·1	59·1	58·1	58·3	58·1	57·9	57·9	59·2	59·0
	17	64·6	64·2	62·1	59·2	56·5	54·9	55·0	55·3	55·5	56·1	56·3	56·6
	18	65·8	65·0	62·7	60·1	59·1	57·1	57·0	56·9	57·2	57·7	57·9	57·9
	19	67·0	66·1	62·3	59·8	59·0	58·8	57·8	56·9	56·9	56·8	57·2	57·3
	20	65·0	64·9	62·8	60·0	57·7	56·5	57·3	58·1	58·0	57·6	57·2	57·1
	21	66·6	66·2	65·3	64·1	61·8	59·1	57·1	57·0	56·9	56·9	56·8	56·2
	22	—	—	—	—	—	—	—	—	—	—	—	—
	23	65·6	64·9	62·0	60·3	58·7	57·5	56·0	55·2	55·0	54·8	54·9	54·8
	24	61·4	61·8	60·8	58·8	57·1	55·9	53·9	52·6	52·6	52·8	52·2	52·3
	25	62·4	61·8	61·2	59·7	57·4	55·0	53·9	53·0	53·0	53·2	53·7	54·1
	26	63·2	62·9	61·3	60·6	59·1	57·9	55·2	55·2	56·1	56·0	55·9	56·0
	27	61·7	61·9	61·4	60·0	59·8	58·9	48·0	57·5	56·9	57·6	57·9	57·2
	28	58·0	57·2	56·2	54·3	54·8	54·1	54·0	53·2	53·7	53·3	53·8	54·0
	29	—	—	—	—	—	—	—	—	—	—	—	—
	30	62·1	62·8	61·2	60·2	59·6	57·6	55·1	54·2	56·0	55·2	54·1	53·1
	Hourly Means	64·08	63·86	62·51	60·36	58·46	57·04	56·01	55·33	55·19	55·13	55·32	55·37

TEMPERATURE OF THE BIFILAR MAGNET.													
JUNE.	2	65·1	65·5	65·9	66·0	66·3	66·4	66·3	66·0	65·9	65·6	65·1	65·0
	3	64·3	64·8	65·2	65·7	66·0	66·0	66·1	66·0	65·9	65·5	65·1	65·0
	4	64·1	64·9	65·1	65·8	65·9	66·0	65·9	65·7	65·2	65·0	64·7	64·2
	5	64·3	64·8	65·0	65·3	65·8	66·0	66·0	65·9	65·4	65·0	64·9	64·7
	6	64·0	64·2	64·2	64·1	64·2	64·2	64·2	64·0	64·0	63·9	63·7	63·7
	7	63·9	64·2	64·9	65·0	65·0	65·0	65·1	65·0	64·9	64·6	64·1	64·0
	8	—	—	—	—	—	—	—	—	—	—	—	—
	9	62·8	63·0	63·1	63·3	63·4	63·5	63·2	63·0	62·9	62·8	62·6	62·3
	10	62·0	62·0	62·5	62·9	63·0	63·0	63·0	62·9	62·9	62·7	62·5	62·2
	11	62·0	62·3	62·8	63·0	63·0	63·4	63·4	63·1	62·9	62·8	62·7	62·3
	12	62·2	62·8	63·0	63·6	63·8	63·9	63·8	63·4	63·0	63·0	62·6	62·5
	13	62·0	62·6	63·0	63·2	63·5	63·6	63·7	63·6	63·1	62·9	62·8	62·5
	14	62·3	62·9	63·7	64·0	64·6	64·7	64·9	64·6	64·1	63·9	63·7	63·3
	15	—	—	—	—	—	—	—	—	—	—	—	—
	16	62·1	62·3	62·8	63·0	63·3	63·5	63·4	63·1	63·0	62·9	62·8	62·6
	17	62·8	63·3	63·9	64·1	64·1	64·1	64·1	63·9	63·7	63·1	62·8	62·6
	18	62·3	63·0	63·8	64·4	64·8	64·9	64·8	64·3	64·0	63·7	63·3	63·2
	19	63·3	63·7	63·8	64·2	64·4	64·3	64·1	64·1	64·1	64·0	64·0	63·8
	20	62·9	63·1	63·1	63·1	63·2	63·2	63·0	63·0	62·9	62·8	62·7	62·5
	21	62·1	62·8	63·2	63·9	64·0	64·0	64·1	63·9	63·6	63·1	62·9	62·5
	22	—	—	—	—	—	—	—	—	—	—	—	—
	23	62·9	63·7	64·0	64·2	64·6	64·9	65·1	65·1	65·0	64·7	64·3	64·0
	24	64·0	64·9	65·8	66·9	67·8	68·2	68·3	68·0	67·7	66·9	66·0	65·2
	25	64·0	65·0	66·0	67·4	68·0	68·2	68·2	68·0	67·8	67·1	66·8	66·2
	26	64·9	65·0	65·1	65·1	65·2	65·2	65·6	65·6	65·2	65·0	64·9	64·6
	27	64·0	64·7	65·0	65·1	65·1	65·0	64·9	64·7	64·2	64·0	63·7	63·6
	28	63·0	63·6	64·0	64·5	64·8	64·9	64·9	64·7	64·1	64·0	63·9	63·5
	29	—	—	—	—	—	—	—	—	—	—	—	—
	30	63·0	63·6	63·9	64·2	64·5	64·6	64·5	64·2	64·0	63·7	63·7	63·2
	Hourly Means	63·21	63·71	64·11	64·40	64·73	64·83	64·82	64·63	64·38	64·11	63·85	63·57

HORIZONTAL FORCE.

One Scale Division = .00019 parts of the H.F. Change in the Magnetic moment of the Bar for 1° Fah. = .00028.

12h.	13h.	14h.	15h.	16h.	17h.	18h.	19h.	20h.	21h.	22h.	23h.	Daily and Monthly Means.
Sc. Div. 53°3	Sc. Div. 53°2	Sc. Div. 53°1	Sc. Div. 53°9	Sc. Div. 53°9	Sc. Div. 54°1	Sc. Div. 54°7	Sc. Div. 55°0	Sc. Div. 55°5	Sc. Div. 56°6	Sc. Div. 57°7	Sc. Div. 59°1	Sc. Div. 55°06
54°7	54°9	55°0	55°3	55°2	55°3	55°3	55°7	55°5	56°8	62°2	66°7	56°14
50°9	51°7	52°7	53°2	54°3	54°2	55°2	56°1	57°5	59°7	58°9	61°9	55°58
54°1	54°4	54°3	55°1	54°8	55°6	55°8	56°4	56°8	57°8	60°8	63°7	56°95
57°5	58°2	58°1	58°3	59°0	59°1	59°2	59°0	60°5	62°2	65°0	67°2	59°16
—	—	—	—	—	—	—	—	—	—	—	—	—
53°4	55°5	54°0	54°5	54°9	54°8	55°1	55°9	57°1	58°0	59°7	61°1	57°87
56°1	56°7	57°8	58°6	58°1	59°2	60°0	60°2	61°2	62°7	63°8	66°5	58°80
56°1	56°7	57°0	57°2	57°9	58°1	59°0	59°3	59°4	60°4	61°7	62°1	60°28
56°2	56°2	57°0	57°5	57°1	57°5	58°1	58°5	59°9	61°2	63°7	64°3	59°12
56°6	56°4	57°9	57°2	57°8	57°9	58°2	59°0	59°8	61°0	62°1	62°9	59°15
57°3	57°7	57°6	57°7	57°9	57°9	58°3	58°9	59°6	60°9	62°8	64°9	59°65
—	—	—	—	—	—	—	—	—	—	—	—	—
57°7	57°7	57°8	57°9	57°9	58°0	58°5	58°6	59°4	60°4	61°7	63°1	59°11
58°2	57°5	57°5	57°9	57°9	58°1	58°9	59°3	59°9	61°0	62°4	64°0	59°62
57°2	57°3	57°5	57°7	57°7	58°2	58°1	58°9	60°0	61°9	64°1	65°7	58°77
58°0	58°0	58°3	57°8	57°9	58°5	57°9	58°3	58°9	61°0	63°2	65°3	59°48
58°1	58°7	58°2	58°7	57°7	57°2	56°8	56°8	58°9	59°2	61°0	63°9	59°21
57°3	57°8	57°7	59°0	58°7	57°5	59°3	59°5	60°2	61°6	63°3	65°2	59°55
—	—	—	—	—	—	—	—	—	—	—	—	—
55°8	56°3	56°8	56°8	57°5	58°1	58°5	58°8	59°5	61°1	63°0	64°9	59°63
54°6	55°0	55°0	55°3	55°3	56°8	56°5	56°9	57°7	58°9	59°5	60°8	57°58
53°1	54°1	54°8	55°8	56°3	56°7	57°2	57°8	58°2	59°0	60°0	61°6	56°53
53°9	54°1	53°8	54°1	54°7	54°7	55°0	55°3	56°2	57°6	60°0	62°0	56°24
56°2	56°8	57°1	57°1	57°1	57°0	56°8	57°2	57°7	58°2	60°0	60°8	57°97
57°2	56°1	56°7	57°3	58°8	58°6	59°9	61°7	58°9	59°9	61°9	60°4	59°01
—	—	—	—	—	—	—	—	—	—	—	—	—
53°1	54°1	55°3	55°0	55°7	55°8	55°0	56°3	56°0	57°2	59°0	60°9	55°42
53°2	51°5	52°1	52°2	54°2	55°1	54°3	54°8	54°9	56°4	58°4	60°0	56°18
55°59	55°86	56°12	56°45	56°73	56°96	57°26	57°77	58°37	59°63	61°44	63°16	58°08

TEMPERATURE OF THE BIFILAR MAGNET.

64°8	64°7	64°6	64°2	64°0	63°9	63°9	63°8	63°7	63°7	63°8	64°0	64°92
64°9	64°6	64°4	64°3	64°1	64°0	64°0	63°9	63°8	63°8	63°8	63°9	64°79
64°0	64°0	63°9	63°8	63°8	63°7	63°8	63°7	63°7	63°8	63°9	64°0	64°52
64°4	64°2	64°0	64°0	63°9	63°9	63°8	63°8	63°8	63°7	63°8	63°9	64°59
63°4	63°1	63°0	62°9	62°9	62°8	62°6	62°4	62°4	62°5	62°9	63°3	63°44
—	—	—	—	—	—	—	—	—	—	—	—	—
63°5	63°4	63°2	63°1	53°0	62°9	62°8	62°6	62°4	62°3	62°1	62°3	63°72
62°1	62°0	62°0	61°9	61°8	61°8	61°9	61°9	61°9	61°9	61°9	62°0	62°46
62°0	61°9	61°9	61°9	61°9	61°8	61°6	61°6	61°6	61°6	61°7	61°8	62°20
62°1	62°0	62°0	62°0	61°9	61°8	61°7	61°7	61°7	61°7	61°7	61°9	62°33
62°2	62°1	62°0	62°0	61°9	61°8	61°8	61°7	61°6	61°6	61°5	61°9	62°49
62°1	62°0	62°0	62°0	61°9	61°9	61°9	61°9	61°8	61°8	61°9	62°0	62°49
—	—	—	—	—	—	—	—	—	—	—	—	—
62°3	62°2	62°0	62°0	62°0	61°9	61°7	61°7	61°8	61°8	61°9	62°0	62°92
62°4	62°2	62°1	62°0	61°9	61°9	61°8	61°8	61°8	61°7	61°9	62°1	62°43
62°3	62°1	62°1	62°1	62°0	62°0	62°0	61°9	61°9	61°9	61°9	61°9	62°77
63°6	63°6	63°4	63°4	63°3	63°3	63°3	63°1	63°1	63°1	63°1	63°1	63°58
63°6	63°1	63°1	63°0	62°9	62°9	62°9	62°7	62°7	62°7	62°7	62°8	63°45
62°2	62°2	62°0	62°0	61°9	61°9	61°9	61°8	61°8	61°8	61°9	62°0	62°45
—	—	—	—	—	—	—	—	—	—	—	—	—
63°1	63°0	62°6	62°2	61°9	61°7	61°7	61°4	61°2	61°1	61°7	62°1	62°66
63°9	63°8	63°7	63°4	63°2	63°0	62°9	62°7	62°4	62°1	62°6	63°0	63°72
64°9	64°2	63°9	63°7	63°3	62°9	62°8	62°6	62°6	62°5	62°7	63°0	64°95
65°9	65°7	65°1	65°0	65°0	65°0	64°8	64°7	64°7	64°4	64°5	64°7	65°92
64°4	64°1	64°0	64°0	63°9	63°9	63°6	63°3	63°1	63°1	63°2	63°7	64°40
63°2	63°0	63°0	62°9	62°8	62°7	62°7	62°5	62°4	62°5	62°6	62°9	63°63
—	—	—	—	—	—	—	—	—	—	—	—	—
62°9	62°9	62°7	62°7	62°6	62°5	62°5	62°4	62°2	62°2	62°4	62°8	63°36
63°1	62°9	62°9	62°8	62°6	62°4	62°2	62°2	62°2	62°2	62°4	62°7	63°24
63°33	63°16	63°02	62°93	62°82	62°73	62°66	62°55	62°49	62°46	62°58	62°79	63°50

HORIZONTAL FORCE.												
One Scale Division = '00019 parts of the H. F. Change in the Magnetic moment of the Bar for 1° Fah° = '00028.												
Mean Göttingen Time. } JULY.	0h.	1h.	2h.	3h.	4h.	5h.	6h.	7h.	8h.	9h.	10h.	11h.
	Sc. Div.	Sc. Div.	Sc. Div.	Sc. Div.	Sc. Div.	Sc. Div.	Sc. Div.	Sc. Div.	Sc. Div.	Sc. Div.	Sc. Div.	Sc. Div.
1	59.9	59.1	57.9	55.8	54.1	53.8	53.9	54.1	54.5	54.6	54.2	53.2
2	62.0	62.8	61.0	57.1	55.1	53.2	53.2	54.0	54.1	54.5	55.0	54.8
3	61.8	62.2	60.7	57.9	56.1	54.5	54.7	54.2	54.3	54.5	55.0	55.0
4	63.1	62.9	62.3	61.0	59.2 ^a	57.6	56.8	56.7	55.8	55.8	55.9	55.1
5	67.3	65.2	62.8	61.8	61.1	58.9	57.5	56.8	56.0	56.2	55.9	55.9
6	—	—	—	—	—	—	—	—	—	—	—	—
7	66.0	65.8	64.1	61.1	58.1	54.8	53.0	51.8	51.0	51.5	52.7	52.9
8	65.1	65.3	63.1	59.0	57.9	55.9	55.0	54.8	52.1	51.7	51.9	53.1
9	62.1	62.8	61.2	58.9	56.4	54.0	52.2	51.2	50.7	51.0	51.1	51.9
10	61.5	62.9	61.4	59.1	56.9	55.1	53.9	53.3	52.8	52.7	53.0	53.3
11	62.1	62.0	59.7	57.9	55.8	55.7	55.2	55.7	55.8	55.1	55.4	55.8
12	62.8	62.0	62.0	60.2	58.7	57.5	57.0	56.0	56.0	55.1	55.2	56.0
13	—	—	—	—	—	—	—	—	—	—	—	—
14	67.9	68.1	66.3	64.2	64.5	63.2	61.7	60.3	60.1	59.8	60.0	59.4
15	63.4	62.2	61.2	59.2	58.0	57.1	55.9	56.5	56.9	56.9	57.0	57.6
16	68.0	67.8	66.2	63.2	61.9	59.9	58.7	58.5	58.1	58.1	57.8	57.7
17	66.0	66.4	66.1	63.9	61.9	61.0	59.8	58.7	57.2	56.8	56.9	56.7
18	71.2	72.2	70.8	67.2	64.8	62.0	59.3	58.0	59.1	57.7	57.8	57.2
19	68.7	68.0	67.7	64.9	61.8	59.1	57.0	56.0	55.3	55.1	55.8	56.1
20	—	—	—	—	—	—	—	—	—	—	—	—
21	66.9	64.9	61.9	60.6	60.7	57.9	56.0	55.2	54.9	55.0	54.1	54.1
22	61.8	62.7	62.4	62.1	60.1	58.8	56.9	55.1	54.9	54.9	54.8	55.0
23	66.0	65.7	64.9	64.7	61.1	58.7	57.9	57.1	55.0	54.8	54.8	54.7
24	59.2	59.8	57.7	56.0	53.0	51.1	50.5	48.1	47.0	48.1	49.1	49.2
25	51.7	52.1	53.0	50.5	49.1	48.9	49.1	46.3	48.2	49.4	50.6	49.2
26	60.1	60.1	59.0	58.1	57.0	55.8	54.1	54.0	53.3	53.0	53.3	52.8
27	—	—	—	—	—	—	—	—	—	—	—	—
28	62.8	62.2	61.2	58.7	56.2	55.2	54.9	54.9	54.1	54.8	55.6	56.0
29	62.1	61.0	60.0	57.9	58.0	57.4	57.1	56.8	56.2	56.2	56.8	56.9
30	66.1	66.1	67.5	65.7	61.7	58.5	55.9	53.6	53.1	53.6	54.6	56.2
31	66.8	66.1	64.9	62.0	60.1	58.4	56.6	56.1	56.6	56.8	56.6	56.6
Hourly Means	63.79	63.64	62.48	60.32	58.49	56.81	55.69	54.96	54.56	54.58	54.85	54.90

TEMPERATURE OF THE BIFILAR MAGNET.												
JULY.	1	2	3	4	5	6	7	8	9	10	11	12
1	63.0	63.7	64.0	64.2	64.6	64.7	64.5	64.1	64.0	63.8	63.4	63.2
2	62.0	62.6	63.1	63.5	63.7	63.9	63.9	63.7	63.4	63.0	62.8	62.6
3	61.9	62.0	62.2	62.9	63.1 ^a	63.1	63.1	63.1	63.0	62.9	62.5	62.4
4	61.9	62.0	62.6	62.8	62.9	63.0	62.9	62.7	62.6	62.4	62.2	62.1
5	62.7	63.0	63.7	64.0	64.8	65.0	65.0	64.9	64.8	64.3	63.9	63.7
6	—	—	—	—	—	—	—	—	—	—	—	—
7	62.1	63.1	63.8	64.0	64.8	65.6	65.9	65.8	65.4	65.0	64.3	63.9
8	62.3	63.1	63.9	64.7	65.0	65.1	65.0	65.1	65.0	64.9	64.2	63.9
9	63.0	63.9	65.1	66.1	67.0	67.5	67.7	67.0	66.3	65.9	65.3	64.9
10	63.7	64.6	65.1	65.5	66.0	66.8	66.9	66.8	66.2	65.7	65.2	64.9
11	63.5	63.8	63.9	64.0	64.0	63.9	63.8	63.5	63.0	63.0	62.8	62.6
12	61.8	62.0	62.0	62.7	62.8	62.8	62.8	62.5	62.1	62.0	61.8	61.5
13	—	—	—	—	—	—	—	—	—	—	—	—
14	60.8	60.9	61.1	61.5	61.7	61.8	61.8	61.6	61.3	61.1	61.0	60.9
15	61.1	61.8	62.1	62.5	62.9	62.9	62.9	62.8	62.2	62.0	62.0	61.7
16	61.0	61.2	61.9	62.0	62.7	62.9	62.9	62.8	62.7	62.1	61.8	61.6
17	61.8	62.0	62.8	63.0	63.4	63.5	63.5	63.2	63.0	62.7	62.0	61.9
18	61.6	62.0	62.3	62.8	63.2	63.4	63.2	63.0	63.0	62.8	62.3	62.0
19	61.9	62.4	62.9	63.1	63.7	63.9	63.9	63.8	63.3	62.9	62.7	62.1
20	—	—	—	—	—	—	—	—	—	—	—	—
21	61.1	62.0	62.8	63.1	64.0	64.9	65.1	65.0	64.6	64.0	63.3	62.8
22	61.7	62.1	62.7	63.4	64.0	64.3	64.2	64.0	63.9	63.5	63.0	62.9
23	61.8	62.1	62.7	63.1	63.5	63.8	63.9	63.7	63.2	62.9	62.9	62.8
24	62.2	63.7	62.0	63.7	64.0	64.4	64.7	64.0	63.9	63.8	63.5	63.0
25	62.0	62.4	62.8	63.0	63.1	63.2	63.1	62.9	62.6	62.1	61.9	61.8
26	60.9	61.0	61.2	61.6	61.8	61.8	61.7	61.3	61.0	60.9	60.8	60.6
27	—	—	—	—	—	—	—	—	—	—	—	—
28	59.9	60.0	60.6	61.0	61.1	61.2	61.1	60.9	60.8	60.4	60.0	60.0
29	59.6	59.9	60.1	60.8	61.0	61.1	61.2	61.0	60.9	60.6	60.2	60.0
30	59.9	60.0	60.5	61.0	61.6	61.9	61.8	61.5	61.0	60.9	60.7	60.5
31	60.2	60.9	61.0	61.6	61.9	62.0	62.1	62.0	61.9	61.5	61.1	60.9
Hourly Means	61.68	62.12	62.59	63.02	63.42	63.64	63.65	63.43	63.15	62.86	62.50	62.27

^a One minute and a half late.

HORIZONTAL FORCE.

One Scale Division = '00019 parts of the H. F. Change in the Magnetic moment of the Bar for 1° Fah° = '00028.

12h.	13h.	14h.	15h.	16h.	17h.	18h.	19h.	20h.	21h.	22h.	23h.	Daily and Monthly Means.
Sc. Div. 53'3	Sc. Div. 53'9	Sc. Div. 54'2	Sc. Div. 54'9	Sc. Div. 55'9	Sc. Div. 55'9	Sc. Div. 56'0	Sc. Div. 56'1	Sc. Div. 57'0	Sc. Div. 59'1	Sc. Div. 60'2	Sc. Div. 61'2	Sc. Div. 55'95
54'6	54'9	55'5	55'5	56'2	56'6	56'4	57'4	56'7	56'9	58'4	60'2	56'50
55'1	55'0	55'9	55'6	55'7	56'7	57'2	57'5	58'5	59'8	61'0	62'9	57'16
55'9	56'0	57'0	57'1	57'1	57'9	58'4	58'5	59'0	60'5	62'8	65'8	58'67
—	—	—	—	—	—	—	—	—	—	—	—	—
55'1	55'9	55'8	54'2	56'6	57'8	57'8	58'8	59'2	60'2	62'0	63'8	58'86
52'9	57'0	55'1	55'3	56'0	56'3	56'8	57'1	58'1	59'2	60'4	62'1	57'05
53'7	54'6	55'1	55'4	55'2	56'7	58'4	57'2	56'8	56'9	57'9	60'0	56'78
52'0	53'6	53'0	53'3	55'9	55'6	56'1	56'3	56'9	57'4	59'9	61'5	55'62
53'6	53'3	53'7	53'6	55'0	55'8	55'8	55'8	56'5	57'1	58'5	60'4	56'04
55'7	56'1	56'2	56'8	57'3	57'5	58'1	58'8	58'5	59'0	59'9	61'1	57'55
—	—	—	—	—	—	—	—	—	—	—	—	—
57'5	57'6	58'1	58'7	59'2	59'6	59'7	60'4	60'9	61'8	64'0	65'3	59'22
58'6	58'7	59'0	58'9	59'1	59'1	59'5	59'8	60'2	60'7	61'2	62'8	61'38
57'6	57'8	57'8	57'9	58'1	58'1	58'0	58'6	59'1	60'4	63'0	65'8	58'92
57'9	58'3	59'0 ^b	59'0	59'1	59'5	59'1	59'9	60'6	61'7	63'9	65'9	60'82
57'4	57'7	57'4	58'1	58'5	58'7	58'3	59'1	60'0	62'0	65'1	69'1	60'53
56'2	57'2	57'0	57'1	57'7	58'5	59'0	59'0	60'6	62'1	64'8	67'0	61'39
—	—	—	—	—	—	—	—	—	—	—	—	—
56'0	56'8	57'1	57'0	58'0	58'7	58'9	58'9	59'1	60'6	62'3	64'2	59'71
54'8	55'1	55'6	56'2	57'1	57'8	57'9	57'9	57'2	57'1	58'4	60'0	57'80
55'2	55'9	56'1	56'8	57'1	57'2	57'7	62'5	63'1	62'8	63'9	65'2	58'87
54'4	55'3	55'8	56'0	55'1	55'2	55'9	56'1	55'4	55'3	56'9	58'8	57'73
50'3	51'5	50'7	52'0	53'1	54'2	54'8	54'0	54'6	54'1	53'0	52'9	52'67
50'0	50'8	51'8	51'9	52'1	53'2	53'1	53'9	54'2	55'5	56'2	58'2	51'62
—	—	—	—	—	—	—	—	—	—	—	—	—
56'1	55'4	56'0	55'9	56'2	56'0	56'1	56'0	56'7	57'2	59'9	61'2	56'39
56'0	56'1	56'4	56'7	56'8	57'0	57'2	57'4	57'7	58'8	60'9	62'1	57'49
56'9	57'1	57'5	57'4	57'3	57'7	57'8	57'8	58'9	59'9	62'1	64'7	58'39
58'0	58'7	58'0	58'0	59'7	57'9	58'7	59'8	59'0	60'1	62'7	65'3	59'52
57'0	57'3	57'8	58'2	58'5	59'5	59'8	60'0	60'1	61'3	63'2	67'6	59'91
55'25	55'84	56'02	56'20	56'80	57'21	57'50	57'95	58'32	59'17	60'83	62'78	57'87

TEMPERATURE OF THE BIFILAR MAGNET.

63'0	62'9	62'8	62'7	62'7	62'4	62'1	62'0	62'0	62'0	62'0	62'0	63'16
62'5	62'4	62'4	62'3	62'1	62'0	62'0	61'9	61'9	61'9	61'8	61'9	62'64
62'0	62'0	62'0	61'9	61'9	61'9	61'9	61'9	61'9	61'9	61'9	61'9	62'30
62'0	62'0	61'9	61'9	61'8	61'7	61'5	61'5	61'5	61'5	61'8	62'1	62'14
—	—	—	—	—	—	—	—	—	—	—	—	—
62'0	62'0	61'8	61'6	61'4	61'1	60'9	60'8	60'5	60'2	60'8	61'5	62'68
63'2	62'9	62'6	62'0	61'8	61'5	61'2	61'0	60'9	60'9	60'9	61'5	63'09
63'5	63'0	62'9	62'8	62'5	62'3	62'2	62'0	61'9	61'9	62'1	62'8	63'42
64'3	63'9	63'5	63'0	62'9	62'7	62'5	62'3	62'3	62'2	62'3	62'9	64'35
64'5	64'1	64'0	63'8	63'7	63'4	63'1	63'0	63'0	63'0	63'1	63'3	64'56
62'2	62'0	62'0	61'9	61'7	61'7	61'7	61'4	61'3	61'1	61'0	61'0	62'53
—	—	—	—	—	—	—	—	—	—	—	—	—
61'0	61'0	61'0	60'9	60'8	60'8	60'8	60'7	60'6	60'6	60'7	60'7	61'52
60'9	60'8	60'7	60'5	60'4	60'2	60'2	60'0	60'2	60'2	60'4	60'8	60'87
61'4	61'2	61'0	60'9	60'8	60'7	60'5	60'4	60'4	60'4	60'6	60'8	61'50
61'4	61'2	61'1 ^b	61'0	60'9	60'9	60'9	60'7	60'5	60'5	60'8	61'0	61'52
61'8	61'6	61'3	61'0	60'9	60'9	60'9	60'9	60'9	60'8	60'7	60'9	61'89
61'9	61'7	61'1	61'0	60'9	60'9	60'9	60'6	60'5	60'3	60'2	60'4	61'75
—	—	—	—	—	—	—	—	—	—	—	—	—
61'1	61'0	60'8	60'5	60'2	60'0	59'9	59'9	59'8	59'8	60'0	60'4	61'67
62'2	61'9	61'8	61'6	61'3	61'1	60'9	60'8	60'8	60'9	60'9	61'0	62'41
62'2	62'0	61'9	61'6	61'4	61'2	61'3	61'1	61'0	61'0	61'2	61'2	62'37
62'6	62'7	62'5	62'5	62'2	62'0	62'0	62'0	62'0	61'9	62'0	62'0	62'62
62'7	62'3	62'0	61'9	61'8	61'6	61'5	61'3	61'2	61'2	61'2	61'8	62'64
61'5	61'3	61'2	61'0	60'9	60'9	60'8	60'5	60'4	60'1	60'2	60'6	61'68
—	—	—	—	—	—	—	—	—	—	—	—	—
59'6	59'6	59'6	59'4	59'3	59'2	59'2	59'1	59'0	59'0	59'0	59'3	60'25
59'9	59'7	59'5	59'2	59'2	59'1	59'1	59'0	59'0	59'0	59'0	59'1	59'91
59'9	59'9	59'8	59'7	59'6	59'2	59'1	59'1	59'2	59'3	59'3	59'4	59'99
60'1	60'0	60'0	59'9	59'9	59'8	59'6	59'5	59'3	59'3	59'7	59'9	60'35
60'7	60'4	60'4	60'1	60'0	60'0	60'0	59'9	59'8	59'9	59'7	59'8	60'74
61'86	61'69	61'54	61'36	61'22	61'08	60'98	60'86	60'79	60'76	60'88	61'14	62'02

^b Three minutes late.

HORIZONTAL FORCE.												
One Scale Division = '00019 parts of the H.F. Change in the Magnetic moment of the Bar for 1° Fah° = '00028.												
Mean Göttingen Time. } AUGUST.	0h.	1h.	2h.	3h.	4h.	5h.	6h.	7h.	8h.	9h.	10h.	11h.
	Sc. Div.	Sc. Div.	Sc. Div.	Sc. Div.	Sc. Div.	Sc. Div.	Sc. Div.	Sc. Div.	Sc. Div.	Sc. Div.	Sc. Div.	Sc. Div.
1	70'8	68'1	64'1	60'9	54'8	48'5	50'3	52'6	52'7	53'1	52'5	52'1
2	62'1	62'1	59'8	58'0	56'3	53'8	52'9	53'9	53'1	52'9	52'2	51'1
3	—	—	—	—	—	—	—	—	—	—	—	—
4	54'6	55'8	53'8	54'1	52'8	53'1	52'8	54'2	54'1	54'6	54'7	55'0
5	62'6	62'8	61'7	61'9	60'6	57'1	55'3	54'3	53'9	54'3	54'1	54'1
6	62'4	63'3	63'5	62'3	60'8	58'0	55'8	55'8	55'3	55'1	55'1	55'1
7	62'9	62'1	61'4	60'9	59'1	56'1	55'4	55'0	55'0	54'9	54'6	54'9
8	63'6	61'6	61'0	60'9	60'1	59'1	56'9	55'0	55'0	55'0	55'4	55'1
9	64'0	63'9	63'9	60'8	60'4	58'1	55'6	54'2	54'2	54'6	55'3	54'9
10	—	—	—	—	—	—	—	—	—	—	—	—
11	64'6	65'0	63'6	61'5	58'9	56'9	56'2	56'7	56'1	56'1	56'1	56'7
12	64'7	64'1	62'9	60'6	58'7	57'9	57'8	58'0	58'0	58'4	58'8	59'0
13	66'7	65'9	63'7	61'4	59'7	59'0	59'2	59'0	59'2	59'8	59'7	59'0
14	68'5	67'8	65'7	63'0	60'9	59'4	58'9	59'1	59'3	59'8	60'9	60'9
15	67'1	66'2	67'0	59'8	59'6	57'3	55'2	56'1	56'0	55'8	56'4	58'4
16	64'7	63'7	60'9	57'6	56'8 ^a	56'0	56'0	56'1	55'9	55'9	56'2	56'8
17	—	—	—	—	—	—	—	—	—	—	—	—
18	60'3	58'1	56'8	54'9	53'7	50'7	50'7	51'7	52'8	53'9	54'2	54'8
19	67'1	67'3	63'1	60'6	58'0	59'1	56'2	55'1	56'9	56'9	56'7	56'7
20	62'1	63'9	63'0	62'1	60'2	58'9	58'0	56'4	56'9	57'1	57'1	57'1
21	66'3	65'5	63'3	60'3	58'3	57'7	57'9	57'8	57'9	57'9	57'9	57'9
22	67'0	67'1	65'9	62'3	59'2	57'0	56'2	56'9	57'3	57'0	57'2	57'9
23	61'0	62'9	61'8	59'1	58'4	57'2	58'2	57'3	57'3	56'5	55'0	55'3
24	—	—	—	—	—	—	—	—	—	—	—	—
25	64'5	66'2	64'6	60'9	58'8	57'0	56'9	57'3	56'3	56'0	57'0	58'1
26	68'9	66'1	65'6	64'3	57'3	49'2	49'9	50'5	51'9	52'9	53'8	54'5
27	61'8	62'1	62'0	60'6	59'1	58'2	57'2	56'6	56'0	55'6	55'8	55'8
28	65'1	65'2	63'2	60'9	58'8	57'9	57'8	57'6	57'7	56'2	55'6	55'7
29	64'9	62'8	63'0	65'8	61'4	60'3	56'5	50'9	50'1	45'0	44'2	49'5
30	54'8	54'1	54'2	51'9	52'1	53'0	51'2	48'6	49'9	48'0	49'9	50'4
31	—	—	—	—	—	—	—	—	—	—	—	—
Hourly Means	63'97	63'60	62'29	60'28	58'26	56'40	55'58	55'26	55'34	55'13	55'25	55'65

TEMPERATURE OF THE BIFILAR MAGNET.												
AUGUST.	1	2	3	4	5	6	7	8	9	10	11	12
1	60'0	60'6	61'0	61'1	61'4	61'4	61'4	61'1	61'0	60'9	60'8	60'4
2	60'4	60'9	61'0	61'7	62'0	62'0	62'1	61'9	61'8	61'7	61'3	61'1
3	—	—	—	—	—	—	—	—	—	—	—	—
4	59'7	60'0	60'3	60'8	60'9	60'9	60'9	60'6	60'2	60'1	60'0	59'9
5	60'0	60'5	61'1	61'7	61'8	61'8	61'8	61'7	61'1	60'9	60'8	60'4
6	60'0	60'6	60'9	61'1	61'3	61'4	61'7	61'6	61'2	61'0	60'9	60'9
7	61'0	61'2	61'7	61'8	62'0	62'0	61'9	61'7	61'3	61'0	60'9	60'8
8	60'0	60'2	60'6	60'9	61'0	61'1	61'1	61'0	60'8	60'6	60'3	60'1
9	59'9	60'0	60'2	60'5	60'6	60'8	60'7	60'5	60'1	60'0	60'0	59'9
10	—	—	—	—	—	—	—	—	—	—	—	—
11	59'7	60'0	60'2	60'8	61'1	61'1	61'1	61'0	60'8	60'1	60'0	59'9
12	59'0	59'0	59'8	60'0	60'2	60'4	60'4	60'0	59'9	59'8	59'3	59'0
13	58'9	59'0	59'2	59'4	59'8	60'0	60'3	60'1	60'0	59'8	59'5	59'3
14	59'1	59'4	59'8	60'0	60'1	60'4	60'4	60'1	59'9	59'8	59'4	59'2
15	59'0	59'4	59'8	60'1	60'2	60'2	60'1	60'0	59'9	59'7	59'2	59'0
16	59'0	59'6	59'9	60'2	60'5 ^a	60'7	60'8	60'2	60'0	59'9	59'7	59'3
17	—	—	—	—	—	—	—	—	—	—	—	—
18	60'0	60'7	61'3	61'9	62'2	62'4	62'1	62'0	61'9	61'6	61'2	61'0
19	60'0	60'7	61'0	61'7	61'9	61'9	62'0	61'9	61'7	61'2	60'9	60'7
20	60'0	60'2	60'9	61'0	61'2	61'2	61'1	60'9	60'6	60'2	60'0	59'9
21	59'2	59'6	60'0	60'2	60'3	60'3	60'1	60'0	59'9	59'9	59'7	59'6
22	59'1	59'6	60'0	60'1	60'2	60'2	60'1	60'0	59'9	59'8	59'4	59'1
23	58'9	59'2	59'6	59'7	59'8	59'8	59'8	59'5	59'1	59'0	58'9	58'8
24	—	—	—	—	—	—	—	—	—	—	—	—
25	58'2	58'8	59'2	59'8	60'0	60'1	60'1	60'0	59'9	59'7	59'0	59'0
26	59'1	59'9	60'6	60'9	61'1	61'1	61'2	60'9	60'8	60'2	60'0	59'8
27	59'4	59'9	60'2	60'2	60'7	60'8	60'8	60'6	60'3	60'1	60'0	59'7
28	59'5	60'1	60'8	61'1	61'4	61'4	61'1	60'9	60'8	60'2	60'0	59'8
29	59'1	59'9	60'0	60'7	61'0	61'0	60'9	60'8	60'6	60'0	59'9	59'9
30	60'0	60'3	60'8	60'9	61'0	61'2	61'5	61'1	61'0	61'0	60'9	60'7
31	—	—	—	—	—	—	—	—	—	—	—	—
Hourly Means	59'55	59'97	60'38	60'70	60'91	60'98	60'98	60'77	60'56	60'32	60'08	59'89

^a Five minutes late.

HORIZONTAL FORCE.

One Scale Division = '00019 parts of the H. F. Change in the Magnetic moment of the Bar for 1° Fah. = '00028.

12h.	13h.	14h.	15h.	16h.	17h.	18h.	19h.	20h.	21h.	22h.	23h.	Daily and Monthly Means.
Sc. Div. 53'4	Sc. Div. 52'0	Sc. Div. 54'8	Sc. Div. 55'9	Sc. Div. 54'8	Sc. Div. 55'0	Sc. Div. 55'0	Sc. Div. 55'0	Sc. Div. 55'4	Sc. Div. 56'9	Sc. Div. 58'8	Sc. Div. 61'5	Sc. Div. 56'21
53'4	55'1	53'5	57'3	56'8	56'3	56'6	57'2	55'2	58'1	55'4	55'1	55'76
55'2	55'2	55'0	55'1	58'0	58'1	56'5	56'7	57'2	58'2	59'0	61'1	55'62
54'8	55'1	55'5	55'8	56'8	56'8	56'2	57'0	57'5	58'1	60'0	62'3	57'44
56'5	56'3	56'1	56'9	56'9	57'9	57'3	57'1	57'7	58'1	58'3	61'2	58'03
55'0	58'6	55'0	58'9	57'1	55'9	56'6	56'7	56'7	59'2	61'2	62'2	57'72
55'8	57'5	57'0	56'2	58'9	57'8	57'8	57'4	57'1	58'7	59'9	62'0	58'12
56'1	55'8	57'4	57'5	57'9	58'1	58'1	58'0	58'3	59'3	60'9	63'1	58'35
56'2	57'0	56'9	57'8	58'1	58'1	58'7	58'8	59'2	60'2	61'8	63'1	58'93
59'0	59'0	59'6	59'9	59'3	60'0	60'1	60'3	61'1	63'6	64'3	65'9	60'46
59'0	58'3	58'8	58'9	59'1	59'9	60'0	60'6	60'9	62'1	64'9	67'0	60'91
61'2	61'6	61'5	61'5	61'2	59'3	61'1	61'9	60'4	61'9	64'0	65'6	61'89
56'8	57'0	56'8	57'4	57'4	57'6	57'7	58'0	58'4	59'9	62'0	64'1	59'08
49'9	50'7	52'0	55'9	58'0	55'0	57'1	56'8	56'7	57'6	58'4	61'3	56'92
54'3	54'3	54'8	55'2	55'9	56'2	57'1	55'6	57'1	59'1	59'7	64'1	55'67
56'6	56'2	56'8	57'0	57'2	57'5	57'8	56'2	56'9	57'3	59'8	60'5	58'48
57'4	57'7	58'1	58'8	59'9	60'2	60'1	59'8	60'0	60'5	62'9	65'1	59'72
58'1	58'1	60'1	60'2	60'2	60'9	60'1	60'5	61'3	62'8	65'2	66'8	60'54
58'1	57'2	56'2	56'3	57'7	59'0	59'9	59'1	57'5	58'0	57'9	60'1	59'08
56'1	57'9	57'9	57'9	60'0	59'0	58'4	59'5	60'0	60'8	61'9	63'0	58'85
59'1	57'9	58'0	58'5	60'0	60'9	62'3	62'0	63'0	65'1	69'2	71'2	60'87
53'9	53'9	54'8	56'1	55'9	56'1	56'2	56'7	56'8	57'9	59'2	60'2	56'77
55'8	56'8	56'9	57'2	57'9	58'1	58'7	59'0	60'4	61'1	63'8	65'0	58'81
56'5	55'7	56'5	56'5	57'7	58'4	60'0	60'2	59'5	63'2	64'1	65'1	59'38
53'3	53'5	50'2	51'7	53'6	53'2	53'5	54'5	52'8	54'1	51'0	53'2	54'54
52'3	53'1	53'2	56'3	55'0	54'7	54'7	55'3	55'4	56'9	59'3	59'1	53'47
55'92	56'21	56'28	57'18	57'74	57'69	57'98	58'07	58'17	59'57	60'88	62'65	58'14

TEMPERATURE OF THE BIFILAR MAGNET.

60'1	60'0	60'0	60'0	60'0	60'0	60'0	60'0	60'0	60'0	60'0	60'0	60'47
60'0	59'9	59'9	59'8	59'7	59'5	59'2	59'1	59'1	59'1	59'2	59'4	60'49
59'8	59'6	59'6	59'6	59'4	59'3	59'0	59'0	59'1	59'1	59'0	59'8	59'86
60'0	60'0	60'0	59'9	59'8	59'7	59'7	59'7	59'7	59'7	59'6	59'8	60'47
60'8	60'5	60'2	60'1	60'0	60'0	60'0	60'0	60'0	60'0	60'1	60'7	60'62
60'6	60'3	60'0	60'0	60'0	59'9	59'9	59'8	59'8	59'8	59'8	59'8	60'71
60'0	60'0	59'9	59'8	59'8	59'8	59'6	59'6	59'5	59'5	59'5	59'5	60'17
59'4	59'3	59'3	59'1	59'0	59'0	58'9	58'8	58'9	58'9	58'9	59'0	59'65
59'5	59'2	59'1	59'0	58'9	58'9	58'9	58'9	58'8	58'8	58'8	58'9	59'73
59'0	58'9	58'8	58'8	58'7	58'6	58'4	58'4	58'4	58'4	58'4	58'7	59'18
59'0	59'0	58'9	58'9	58'8	58'7	58'4	58'3	58'1	58'1	58'2	58'7	59'10
59'0	58'9	58'9	58'8	58'7	58'7	58'7	58'6	58'6	58'6	58'6	58'8	59'26
59'0	58'9	58'9	58'9	58'9	58'8	58'7	58'5	58'4	58'3	58'4	58'8	59'21
60'0	59'9	59'9	59'9	59'8	59'7	59'4	59'3	59'3	59'2	59'2	59'3	59'78
60'7	60'5	60'1	60'0	59'9	59'8	59'7	59'4	59'2	59'2	59'4	59'8	60'67
60'4	60'3	60'2	60'1	60'0	59'9	59'9	59'8	59'7	59'7	59'7	59'9	60'63
59'8	59'7	59'5	59'2	59'0	59'0	59'0	59'0	59'0	58'9	58'9	59'0	59'88
59'3	59'2	59'0	59'0	59'0	59'0	58'9	58'9	58'8	58'9	59'0	59'1	59'45
59'0	59'0	59'0	59'0	59'0	58'8	58'8	58'7	58'7	58'6	58'8	58'8	59'32
58'4	58'3	58'3	58'2	58'1	58'0	57'9	57'9	57'9	57'9	57'8	57'9	58'69
58'9	58'9	58'7	58'7	58'7	58'6	58'7	58'6	58'5	58'4	58'7	58'9	59'09
59'7	59'5	59'0	59'0	58'9	58'9	58'8	58'8	58'8	58'7	58'9	59'0	59'73
59'5	59'2	59'1	59'0	58'9	58'9	58'8	58'8	58'7	58'7	58'8	59'0	59'59
59'6	59'3	59'3	59'1	59'0	58'9	58'9	58'8	58'8	58'8	58'8	58'8	59'80
59'9	60'0	60'0	59'9	59'9	59'9	59'9	59'7	59'7	59'7	59'7	59'9	60'08
59'9	59'8	59'6	59'3	59'0	59'0	59'0	59'0	58'9	58'9	59'0	59'3	60'05
59'67	59'54	59'43	59'35	59'27	59'20	59'12	59'05	59'02	58'99	59'04	59'26	59'83

HORIZONTAL FORCE.												
One Scale Division = '00019 parts of the H. F. Change in the Magnetic moment of the Bar for 1° Fah°. = '00028.												
Mean Göttingen Time. }	0h.	1h.	2h.	3h.	4h.	5h.	6h.	7h.	8h.	9h.	10h.	11h.
SEPTEMBER.	1	Sc. Div. 60'0	Sc. Div. 59'8	Sc. Div. 57'9	Sc. Div. 55'8	Sc. Div. 54'0	Sc. Div. 51'2	Sc. Div. 52'6	Sc. Div. 51'4	Sc. Div. 51'1	Sc. Div. 51'8	Sc. Div. 51'9
	2	58'8	58'3	55'6	50'9	50'0	48'0	50'2	48'5	46'1	45'9	50'4
	3	60'7	60'4	57'1	53'2	49'5	49'4	50'8	52'1	51'0	49'8	51'1
	4	59'7	58'7	56'8	54'1	53'4	50'9	51'2	52'8	53'0	53'1	52'4
	5	62'7	61'9	60'8	59'7	55'1	53'8	53'3	53'8	52'5	52'9	52'5
	6	61'9	61'8	60'4	57'2	55'7	54'2	52'4	52'0	51'9	52'3	53'2
	7	—	—	—	—	—	—	—	—	—	—	—
	8	59'1	59'8	59'0	56'9	54'0	53'9	53'3	53'9	53'9	54'1	54'8
	9	61'8	62'7	62'0	60'6	59'5	57'4	55'0	53'2	53'2	54'1	54'9
	10	62'3	62'9	62'1	59'7	57'1	56'9	57'2	57'0	57'2	57'2	57'2
	11	64'3	64'3	61'0	57'9	55'9	55'7	55'6	55'7	55'0	54'2	54'6
	12	59'7	59'9	58'6	56'1	54'0	53'8	53'7	53'1	52'7	52'9	53'2
	13	61'9	60'9	59'1	58'8	57'1	56'2	54'6	55'0	52'2	51'0	53'3
	14	—	—	—	—	—	—	—	—	—	—	—
	15	63'5	64'6	64'0	62'7	60'2	57'5	56'8	56'6	56'9	56'3	56'5
	16	64'7	65'3	63'8	60'0	58'2	57'7	57'1	57'1	57'0	55'6	53'3
	17	66'8	64'4	64'4	60'9	58'0	55'7	54'4	53'9	54'3	53'8	55'2
	18	59'8	61'6	60'9	57'2	55'3	53'8	52'9	52'2	52'7	52'3	52'0
	19	59'3	58'6	57'9	53'9	52'0	52'1	52'2	50'9	49'8	48'1	49'1
	20	59'7	61'1	61'1	59'9	55'7	54'0	54'1	53'7	53'1	52'3	51'0
	21	—	—	—	—	—	—	—	—	—	—	—
	22	64'8	65'4	64'0	62'1	59'8	57'0	55'7	55'0	54'8	54'7	54'6
	23	64'4	64'0	62'9	61'2	59'5	59'0	58'4	57'9	57'1	57'1	57'0
	24	65'9	61'9	62'2	59'1	56'8	57'1	56'4	55'7	58'3	59'9	59'1
	25	53'1	52'0	44'1	47'0	46'9	45'7	36'1	43'3	46'0	45'0	45'0
	26	60'0	59'6	58'4	56'5	53'3	50'8	50'1	50'1	49'7	48'5	49'3
	27	58'6	57'5	57'8	56'1	54'5	47'8	45'8	45'0	40'7	39'8	43'1
	28	—	—	—	—	—	—	—	—	—	—	—
	29	58'0	57'3	55'9	54'1	53'0	51'1	50'0	49'0	49'2	48'1	48'1
	30	59'0	57'9	56'9	55'7	53'7	52'2	51'8	51'1	51'6	51'8	52'0
Hourly Means	61'17	60'95	59'41	57'20	55'08	53'57	52'76	52'69	52'35	52'02	52'49	

TEMPERATURE OF THE BIFILAR MAGNET.												
SEPTEMBER.	1	59'6	59'8	60'0	60'8	61'3	61'7	61'5	61'1	60'9	60'8	60'2
	2	59'7	60'1	60'8	61'1	61'7	61'9	61'8	61'7	61'1	60'9	60'4
	3	59'5	59'9	60'6	60'9	61'0	61'0	61'1	61'0	60'9	60'4	60'0
	4	59'5	59'9	60'2	60'8	60'9	60'9	60'9	60'8	60'2	60'0	59'9
	5	59'0	59'5	59'9	60'7	61'0	61'6	61'9	61'8	61'4	61'0	60'8
	6	60'0	61'0	61'8	62'1	62'8	62'9	63'0	62'6	62'1	61'7	61'3
	7	—	—	—	—	—	—	—	—	—	—	—
	8	59'2	59'5	59'8	60'0	60'1	60'1	60'0	60'0	59'9	59'7	59'3
	9	59'0	59'1	59'5	60'0	60'0	60'2	60'1	59'9	59'8	59'6	59'2
	10	58'8	59'0	59'1	59'2	59'8	59'9	59'9	59'9	59'6	59'3	59'1
	11	58'7	58'9	59'1	59'4	59'7	59'8	59'7	59'6	59'1	59'0	58'9
	12	58'0	58'4	58'9	59'2	59'8	59'9	59'9	59'9	59'6	59'2	59'0
	13	59'0	59'8	60'2	60'9	61'0	61'0	61'0	60'7	60'3	60'0	59'9
	14	—	—	—	—	—	—	—	—	—	—	—
	15	59'1	59'1	59'5	59'9	60'0	60'0	60'0	59'9	59'6	59'2	59'1
	16	58'8	59'2	59'5	59'9	60'0	60'2	60'6	60'3	60'0	59'9	59'6
	17	59'1	59'7	60'1	60'8	61'1	61'7	61'9	61'7	61'4	61'0	60'7
	18	59'5	59'9	60'2	60'9	61'3	61'5	61'1	61'0	60'9	60'6	60'1
	19	59'7	59'9	60'4	60'9	61'0	61'1	61'4	61'1	60'9	60'7	60'2
	20	59'9	60'4	61'0	61'7	62'0	62'2	62'2	61'9	61'6	61'2	61'0
	21	—	—	—	—	—	—	—	—	—	—	—
	22	59'8	60'2	60'9	61'2	61'6	61'8	61'7	61'2	61'0	60'6	60'1
	23	59'2	59'8	60'1	60'2	60'3	60'3	60'1	60'0	59'9	59'8	59'6
	24	59'7	60'1	60'9	61'1	61'8	61'8	62'0	61'9	61'4	61'1	60'9
	25	60'7	60'9	61'1	61'6	62'0	62'7	62'8	62'7	62'5	62'1	61'9
	26	60'4	60'9	61'4	61'9	62'3	62'7	62'5	62'0	61'8	61'2	61'0
	27	60'5	61'0	61'6	62'0	62'1	62'4	62'2	61'9	61'8	61'7	61'3
	28	—	—	—	—	—	—	—	—	—	—	—
	29	60'3	60'8	61'0	61'0	61'6	61'9	62'0	62'0	61'9	61'7	61'1
	30	60'0	60'5	61'0	61'1	61'5	61'7	61'6	61'1	61'0	60'9	60'7
Hourly Means	59'49	59'89	60'33	60'74	61'07	61'27	61'27	61'07	60'79	60'51	60'20	

HORIZONTAL FORCE.

One Scale Division = .00019 parts of the H. F. Change in the Magnetic moment of the Bar for 1° Fah. = .00028.

12h.	13h.	14h.	15h.	16h.	17h.	18h.	19h.	20h.	21h.	22h.	23h.	Daily and Monthly Means.
Sc. Div. 53.7	Sc. Div. 53.1	Sc. Div. 53.4	Sc. Div. 55.9	Sc. Div. 56.1	Sc. Div. 55.3	Sc. Div. 56.8	Sc. Div. 55.7	Sc. Div. 54.8	Sc. Div. 56.2	Sc. Div. 57.1	Sc. Div. 58.0	Sc. Div. 54.90
54.7	54.0	53.1	54.0	53.1	53.9	54.1	55.2	55.2	56.3	59.6	61.0	53.18
52.5	52.7	53.4	53.8	54.0	54.1	55.1	56.9	57.2	57.9	59.0	57.7	54.22
53.1	54.2	54.6	55.0	55.6	55.0	55.2	55.7	55.8	57.5	60.4	62.1	55.16
52.9	53.2	54.1	54.9	55.0	55.8	55.9	55.9	56.3	57.4	59.5	61.0	56.00
—	—	—	—	—	—	—	—	—	—	—	—	—
53.2	55.7	56.9	56.2	55.0	53.8	54.0	53.7	54.1	55.0	58.8	60.0	55.54
55.9	55.1	58.0	57.0	56.7	57.2	57.1	57.9	57.9	59.6	60.0	61.9	56.76
55.9	57.6	58.4	57.1	57.3	57.1	57.0	57.5	57.1	57.6	59.7	62.0	57.69
57.4	57.8	57.9	57.9	58.1	58.6	59.1	58.9	59.6	59.9	61.2	63.0	58.89
55.5	56.3	56.8	56.9	58.1	58.5	58.1	57.0	57.0	57.0	58.8	58.8	57.42
54.8	56.1	57.2	56.1	56.1	56.8	56.9	56.8	55.9	55.9	58.1	60.9	55.99
—	—	—	—	—	—	—	—	—	—	—	—	—
55.9	55.3	55.9	55.6	55.7	55.6	56.0	56.0	56.0	57.0	59.2	61.5	56.42
57.1	57.8	57.1	57.9	57.8	58.0	58.4	58.0	57.6	58.2	60.2	62.8	58.89
55.1	55.2	55.2	55.2	55.8	57.1	57.1	57.7	57.9	59.5	61.8	64.6	58.18
49.1	46.8	49.7	52.2	52.2	53.0	53.2	54.8	53.9	56.0	54.9	57.2	55.52
52.2	52.2	53.1	54.4	53.8	54.2	54.2	53.8	52.8	53.3	55.2	57.0	54.54
50.9	52.0	53.0	54.1	54.9	54.1	54.6	54.2	53.0	53.9	55.0	57.2	53.29
—	—	—	—	—	—	—	—	—	—	—	—	—
54.2	54.4	55.9	55.9	55.8	55.9	55.9	56.9	57.1	58.4	61.5	63.1	56.28
55.2	55.8	56.2	56.3	56.5	57.1	57.7	57.9	58.1	59.1	60.9	61.1	58.19
60.3	60.7	60.6	59.9	59.0	59.6	58.4	58.0	57.7	58.1	61.2	64.0	59.71
56.1	54.6	53.5	49.7	51.2	52.1	49.6	49.0	47.8	47.1	50.2	50.9	55.02
49.0	49.2	49.9	50.0	51.7	51.0	50.8	49.9	52.4	54.8	57.1	58.8	49.07
50.4	52.1	52.8	52.0	51.1	52.1	52.8	53.3	55.0	57.1	59.0	60.0	53.51
—	—	—	—	—	—	—	—	—	—	—	—	—
51.1	50.8	51.2	50.9	51.8	51.8	51.9	52.4	52.9	54.2	55.9	57.0	51.24
49.5	49.7	50.4	51.1	51.5	51.4	52.0	52.5	54.0	54.7	55.1	57.9	52.19
52.9	53.1	52.9	52.9	53.9	53.7	54.0	54.2	55.8	57.5	58.8	60.7	54.42
53.79	54.06	54.66	54.73	54.92	55.11	55.23	55.38	55.49	56.51	58.39	60.08	55.47

TEMPERATURE OF THE BIFILAR MAGNET.

59.9	59.8	59.6	59.3	59.1	59.0	59.0	58.9	58.9	58.9	59.0	59.1	59.92
60.0	59.9	59.8	59.7	59.6	59.4	59.1	59.0	59.0	59.0	59.1	59.2	60.17
59.8	59.8	59.7	59.5	59.4	59.2	59.1	59.0	59.0	58.9	58.9	59.0	59.89
59.6	59.2	59.0	58.9	58.9	58.8	58.7	58.6	58.6	58.6	58.7	58.9	59.59
60.0	59.9	59.6	59.1	59.0	58.8	58.4	58.3	58.3	58.3	58.8	59.3	59.86
—	—	—	—	—	—	—	—	—	—	—	—	—
59.8	59.6	59.6	59.4	59.2	59.1	58.9	58.9	58.9	58.9	59.0	59.1	60.52
59.1	59.0	59.0	59.0	59.0	58.9	58.9	58.9	58.9	58.9	58.8	58.9	59.33
59.0	58.9	58.8	58.8	58.7	58.7	58.7	58.5	58.5	58.4	58.5	58.7	59.15
58.9	58.8	58.7	58.5	58.3	58.2	58.0	57.9	58.0	58.0	58.2	58.4	58.85
58.5	58.3	58.1	58.0	57.9	57.9	57.8	57.6	57.6	57.6	57.7	57.8	58.56
58.9	58.6	58.6	58.4	58.2	58.1	58.0	58.0	58.0	58.0	58.1	58.6	58.76
—	—	—	—	—	—	—	—	—	—	—	—	—
59.0	59.0	58.9	58.9	58.8	58.7	58.7	58.6	58.6	58.5	58.7	58.7	59.52
58.9	58.8	58.8	58.6	58.3	58.1	58.0	57.9	58.0	58.0	58.0	58.2	58.91
59.1	59.0	59.0	58.9	58.8	58.8	58.6	58.5	58.4	58.3	58.6	58.8	59.26
60.0	59.9	59.9	59.8	59.5	59.2	59.2	59.0	59.0	59.0	59.0	59.0	60.09
59.9	59.8	59.5	59.3	59.1	59.1	59.0	59.0	59.0	58.9	59.0	59.0	59.89
59.9	59.8	59.6	59.4	59.2	59.1	59.1	58.9	59.0	59.0	59.2	59.6	59.96
—	—	—	—	—	—	—	—	—	—	—	—	—
59.4	59.4	59.4	59.4	59.3	59.2	59.0	58.9	58.9	58.9	59.0	59.2	60.25
59.8	59.7	59.6	59.5	59.4	59.3	59.0	58.9	58.9	58.9	58.9	58.9	60.04
59.0	59.0	58.9	58.9	58.8	58.8	58.8	58.7	58.7	58.7	58.9	59.0	59.36
60.9	60.8	60.7	60.6	60.4	60.2	60.1	60.1	60.0	59.9	60.0	60.2	60.73
61.0	60.9	60.6	60.3	60.1	60.0	59.9	59.8	59.8	59.8	59.9	60.0	61.03
60.5	60.2	60.0	60.0	59.9	59.8	59.7	59.7	59.6	59.5	59.6	59.9	60.72
—	—	—	—	—	—	—	—	—	—	—	—	—
60.5	60.3	60.2	60.0	59.9	59.9	59.8	59.8	59.7	59.7	59.8	60.0	60.80
60.8	60.7	60.1	60.0	59.9	59.9	59.9	59.8	59.7	59.6	59.8	59.8	60.67
60.0	60.0	59.9	59.8	59.6	59.4	59.2	59.0	59.1	59.1	59.2	59.5	60.21
59.70	59.58	59.45	59.31	59.17	59.06	58.95	58.85	58.85	58.82	58.94	59.11	59.85

HORIZONTAL FORCE.													
One Scale Division = '00019 parts of the H. F. Change in the Magnetic moment of the Bar for 1° Fah° = '00028.													
Mean Göttingen Time.	0h.	1h.	2h.	3h.	4h.	5h.	6h.	7h.	8h.	9h.	10h.	11h.	
OCTOBER.	1	60·3	59·4	57·4	55·6	53·3	52·2	51·1	49·1	49·2	49·9	50·7	51·1
	2	61·1	59·0	57·9	56·5	55·0	53·7	53·0	52·6	52·5	52·3	52·6	52·9
	3	62·8	60·2	57·4	54·9	53·9	51·7	50·5	49·2	49·1	50·1	51·5	50·4
	4	60·3	59·3	58·6	57·5	55·7	54·8	53·9	53·1	52·7	52·1	52·0	52·4
	5	—	—	—	—	—	—	—	—	—	—	—	—
	6	61·2	60·1	57·8	53·5	50·5	48·3	46·2	45·0	44·3	45·3	46·9	47·5
	7	60·8	59·8	56·8	54·9	53·0	51·7	49·9	49·1	49·1	49·5	48·9	48·5
	8	57·7	57·1	56·0	54·7	53·4	52·1	51·8	50·9	50·2	51·0	51·1	51·1
	9	59·4	59·1	57·9	57·6	56·1	54·1	52·0	51·8	51·7	50·8	46·1	43·0
	10	47·4	45·0	46·0	47·1	47·1	46·2	46·0	45·9	43·9	44·1	44·3	45·6
	11	53·4	51·5	50·8	49·1	47·1	46·6	45·9	46·1	46·1	45·9	46·1	47·0
	12	—	—	—	—	—	—	—	—	—	—	—	—
	13	57·4	56·8	55·1	52·5	50·2	49·1	48·0	47·3	47·3	47·0	47·8	48·1
	14	57·2	56·7	55·0	53·1	51·0	48·8	49·2	49·1	49·1	48·7	49·7	49·2
	15	62·5	60·0	56·4	53·5	51·2	48·8	47·0	47·5	49·1	48·0	47·3	48·2
	16	60·0	59·0	57·1	54·8	53·0	51·2	50·2	49·1	48·7	49·0	50·0	50·9
	17	56·8	55·6	55·3	53·9	50·9	48·2	46·3	46·9	47·0	47·3	47·1	48·9
	18	58·6	59·0	58·6	57·0	54·1	52·5	51·7	51·1	50·1	50·0	50·2	50·5
	19	—	—	—	—	—	—	—	—	—	—	—	—
	20	60·1	57·1	53·8	47·5	45·1	48·1	49·8	49·8	50·0	49·8	49·3	48·3
	21	52·3	52·3	49·5	47·9	48·0	48·9	48·2	48·1	47·9	46·0	44·0	45·1
	22	57·9	57·8	55·4	54·0	52·7	50·3	49·1	49·1	49·1	49·1	49·1	49·0
	23	59·0	59·1	56·9	54·3	52·9	51·9	50·8	49·9	49·7	49·2	49·0	49·1
	24	56·9	55·7	54·9	51·5	50·0	48·7	47·1	47·0	47·3	47·4	47·9	48·2
	25	53·3	51·3	50·7	49·1	47·3	46·7	46·8	45·7	45·9	46·2	45·3	46·0
	26	—	—	—	—	—	—	—	—	—	—	—	—
	27	54·1	53·0	50·6	48·9	47·5	47·1	48·6	49·1	49·1	48·9	48·2	49·1
	28	58·9	57·6	56·0	55·5	54·6	53·3	53·3	52·2	51·7	51·2	50·9	50·0
	29	57·8	57·0	55·8	53·8	52·8	52·8	51·1	50·0	50·2	50·0	50·1	50·7
	30	66·3	64·8	60·8	58·4	57·5	56·1	53·8	52·8	53·0	52·8	53·0	53·3
	31	64·3	62·1	61·1	59·1	57·6	55·9	54·0	53·2	52·7	51·8	51·2	49·1
Hourly Means	58·44	57·24	55·54	53·56	51·91	50·73	49·83	49·29	49·14	49·01	48·90	49·01	

TEMPERATURE OF THE BIFILAR MAGNET.													
OCTOBER.	1	59·9	60·0	60·7	61·0	61·1	61·4	61·3	61·0	60·9	60·7	60·3	60·1
	2	59·9	60·1	60·8	61·4	62·0	62·2	62·2	62·0	61·7	61·3	60·9	60·8
	3	60·8	61·5	62·2	63·0	63·8	64·1	63·9	63·2	62·9	62·4	62·1	61·8
	4	61·1	61·6	62·0	62·5	62·9	63·0	63·0	62·8	62·4	62·0	61·9	61·5
	5	—	—	—	—	—	—	—	—	—	—	—	—
	6	63·9	65·3	66·8	68·0	69·0	69·8	69·8	69·1	68·7	67·8	66·9	66·1
	7	63·9	64·3	64·9	65·7	66·0	66·2	66·0	65·9	65·3	65·0	64·7	64·5
	8	63·2	63·7	63·9	64·2	64·2	64·2	64·1	63·9	63·7	63·2	63·0	62·9
	9	62·8	63·2	63·8	64·0	64·7	64·9	64·9	64·7	64·1	63·9	63·7	63·2
	10	63·3	64·1	64·4	65·1	65·5	65·9	66·0	66·1	65·9	65·4	65·1	64·7
	11	64·1	65·0	66·0	67·0	67·8	68·0	68·2	68·0	67·6	66·9	66·1	65·9
	12	—	—	—	—	—	—	—	—	—	—	—	—
	13	65·2	66·1	67·0	67·8	68·0	68·2	68·2	67·9	67·3	66·8	66·1	65·9
	14	64·6	64·9	65·3	65·8	66·0	66·0	65·9	65·7	65·2	65·0	64·9	64·7
	15	64·1	64·9	65·7	66·2	66·9	67·0	66·9	66·2	65·9	65·2	64·9	64·7
	16	64·0	64·8	65·1	65·9	66·1	66·2	66·1	65·7	65·1	64·7	64·1	64·0
	17	63·3	64·0	64·6	65·0	65·2	65·4	65·2	65·0	64·8	64·1	63·9	63·7
	18	63·0	63·6	64·0	64·5	64·9	65·0	65·0	64·9	64·1	63·9	63·5	63·1
	19	—	—	—	—	—	—	—	—	—	—	—	—
	20	62·2	62·9	63·4	63·9	64·4	64·8	64·7	64·2	63·9	63·7	63·2	63·0
	21	62·2	62·8	63·0	63·7	64·1	64·6	64·6	64·1	63·9	63·6	63·1	62·9
	22	62·4	63·0	63·6	64·0	64·1	64·0	64·0	63·9	63·5	63·0	62·9	62·9
	23	63·0	63·7	64·0	64·1	64·1	64·0	64·1	64·0	64·0	63·9	63·8	63·2
	24	62·2	62·7	63·0	63·1	63·4	63·6	63·7	63·3	63·0	62·8	62·8	62·6
	25	62·5	63·1	64·9	64·9	65·7	65·8	65·9	65·5	65·0	64·8	64·2	63·9
	26	—	—	—	—	—	—	—	—	—	—	—	—
	27	63·3	63·9	64·7	65·0	65·6	65·8	65·7	65·2	65·0	64·7	64·1	64·0
	28	63·0	63·6	63·9	64·6	64·9	65·0	65·0	64·8	64·5	64·0	63·8	63·4
	29	63·0	63·4	64·0	64·5	64·9	65·0	65·0	64·8	64·4	64·0	63·8	63·6
	30	62·3	62·5	62·9	63·0	63·1	63·1	63·6	63·4	63·0	62·9	62·7	62·3
	31	62·4	62·9	63·6	64·0	64·6	64·8	64·8	64·4	64·0	63·7	63·2	63·0
Hourly Means	62·80	63·39	64·01	64·51	64·93	65·11	65·10	64·80	64·44	64·05	63·69	63·42	

HORIZONTAL FORCE.

One Scale Division = '00019 parts of the H. F. Change in the Magnetic moment of the Bar for 1° Fah°. = '00028.

12h.	13h.	14h.	15h.	16h.	17h.	18h.	19h.	20h.	21h.	22h.	23h.	Daily and Monthly Means.
Sc. Div. 51.7	Sc. Div. 51.1	Sc. Div. 52.3	Sc. Div. 52.2	Sc. Div. 54.1	Sc. Div. 53.7	Sc. Div. 53.8	Sc. Div. 53.8	Sc. Div. 54.7	Sc. Div. 56.5	Sc. Div. 59.0	Sc. Div. 60.2	Sc. Div. 53.85
53.3	53.5	53.5	54.2	54.6	54.4	55.1	55.2	56.1	58.0	59.8	63.1	55.41
52.3	52.5	55.0	53.8	53.4	53.8	53.4	54.2	55.8	56.9	58.8	60.0	54.23
—	—	—	—	—	—	—	—	—	—	—	—	—
53.2	53.5	53.9	53.7	53.9	54.1	54.8	54.7	54.6	56.3	59.5	61.4	55.25
48.8	48.4	49.8	49.7	50.0	50.9	50.8	51.1	52.8	54.9	57.7	60.0	51.31
48.1	50.8	49.7	48.8	50.2	50.3	50.9	51.0	51.9	52.9	55.0	57.0	52.02
52.1	51.2	52.0	52.6	52.8	52.8	52.6	53.2	54.0	55.7	57.1	58.3	53.39
44.1	41.5	43.1	43.2	45.8	48.1	49.0	50.0	50.8	47.8	48.5	49.0	50.02
46.7	48.0	47.9	48.9	48.3	48.1	48.9	50.1	50.2	51.7	52.0	54.8	47.67
—	—	—	—	—	—	—	—	—	—	—	—	—
46.6	47.6	48.3	49.0	49.1	49.2	49.2	49.0	49.9	51.9	55.0	57.0	49.06
48.8	49.0	48.8	49.1	49.3	49.2	49.8	50.2	50.8	52.4	54.9	56.7	50.65
49.3	49.6	49.9	50.5	50.9	50.9	51.2	51.4	53.1	56.7	60.3	62.0	52.19
49.1	49.8	49.9	49.8	50.1	50.4	50.8	51.1	53.2	55.9	58.5	59.5	51.98
51.3	51.5	51.8	51.3	53.3	54.0	52.3	50.9	51.9	53.2	54.1	54.9	52.65
48.1	47.6	47.6	48.0	49.8	50.3	51.2	51.3	52.2	55.7	56.7	58.4	50.88
—	—	—	—	—	—	—	—	—	—	—	—	—
53.0	55.2	53.3	53.5	53.0	52.9	53.8	53.2	54.9	57.4	65.2	61.8	54.61
47.9	49.8	49.0	48.9	49.2	49.1	49.4	49.8	51.2	52.0	55.0	55.7	50.65
46.0	47.0	49.2	49.8	51.2	49.5	48.8	49.0	51.7	53.4	54.9	56.7	49.39
48.2	49.1	48.9	49.0	49.1	49.1	49.0	49.0	51.0	54.0	56.0	58.0	51.37
49.5	50.1	50.4	50.8	51.1	51.9	51.8	53.0	55.5	58.2	58.3	58.8	52.97
49.2	49.8	49.2	48.9	49.1	49.9	50.8	50.5	50.5	51.9	53.5	52.8	50.36
—	—	—	—	—	—	—	—	—	—	—	—	—
48.0	49.0	49.3	50.0	50.7	51.0	51.1	51.1	50.9	50.1	50.1	52.5	49.09
49.8	50.1	50.1	50.2	50.5	50.5	50.9	51.3	52.3	53.8	56.5	58.3	50.77
49.9	50.8	50.1	50.8	50.9	50.4	52.2	52.3	53.5	55.8	57.8	59.5	53.30
52.0	50.9	50.7	51.3	52.2	52.9	52.8	53.5	55.9	59.2	62.8	65.6	53.83
53.1	53.8	54.7	54.5	54.0	55.2	55.6	56.0	58.0	61.9	64.2	65.1	57.03
48.0	47.9	49.5	51.8	51.7	51.9	53.2	57.0	60.1	64.0	63.1	64.2	55.60
49.56	49.97	50.29	50.53	51.05	51.28	51.60	51.96	53.24	55.12	57.20	58.57	52.20

TEMPERATURE OF THE BIFILAR MAGNET.

60.0	59.9	59.8	59.7	59.4	59.2	59.0	59.0	59.0	59.0	59.1	59.4	60.04
60.5	60.2	60.2	60.0	59.9	59.7	59.8	59.7	59.6	59.6	59.8	60.0	60.59
61.6	61.2	60.9	60.8	60.7	60.5	60.5	60.4	60.3	60.2	60.4	60.8	61.67
—	—	—	—	—	—	—	—	—	—	—	—	—
62.3	62.0	61.9	61.7	61.5	61.1	61.0	61.0	60.9	61.0	61.8	62.8	61.90
65.6	65.0	64.7	64.1	63.9	63.8	63.6	63.2	63.1	63.0	63.3	63.6	65.75
64.3	64.0	64.0	63.9	63.7	63.4	63.2	63.0	63.0	63.0	63.0	63.0	64.33
62.8	62.4	62.4	62.2	62.2	62.0	62.0	62.0	62.0	61.9	62.0	62.4	62.94
63.1	63.1	63.0	62.9	62.9	62.8	62.4	62.1	62.1	62.0	62.2	62.8	63.30
64.3	64.0	63.8	63.6	63.2	63.0	62.9	62.9	62.9	62.9	63.0	63.5	64.23
—	—	—	—	—	—	—	—	—	—	—	—	—
65.7	65.4	65.1	64.9	64.5	64.5	64.2	64.1	64.1	64.0	64.1	64.8	65.67
65.6	65.2	65.1	64.9	64.8	64.7	64.6	64.2	64.1	64.1	64.1	64.2	65.84
64.4	64.1	64.0	63.9	63.8	63.7	63.4	63.4	63.5	63.4	63.4	63.8	64.53
64.3	64.1	64.0	63.8	63.6	63.3	63.0	63.0	63.0	63.0	63.0	63.7	64.60
63.8	63.5	63.1	63.0	62.9	62.8	62.9	62.8	62.8	62.8	62.8	62.9	64.08
63.2	63.0	62.9	62.9	62.7	62.6	62.4	62.3	62.3	62.2	62.4	62.7	63.57
—	—	—	—	—	—	—	—	—	—	—	—	—
62.0	62.0	61.9	61.8	61.7	61.6	61.3	61.3	61.3	61.3	61.5	61.8	62.87
62.8	62.5	62.2	62.0	62.0	61.9	61.7	61.7	61.6	61.6	61.8	61.9	62.83
62.8	62.7	62.3	62.1	62.0	62.0	62.0	61.9	61.9	61.9	61.9	62.0	62.84
62.9	62.9	62.9	62.8	62.7	62.8	62.8	62.7	62.6	62.3	62.2	62.5	63.06
63.0	62.9	62.6	62.3	62.1	62.0	62.0	61.9	61.8	61.8	61.9	62.0	63.01
62.3	62.0	62.0	61.9	61.8	61.8	61.5	61.5	61.5	61.5	61.7	62.0	62.40
—	—	—	—	—	—	—	—	—	—	—	—	—
63.1	63.0	62.9	62.8	62.7	62.5	62.1	62.0	62.0	62.0	62.4	62.9	63.61
63.8	63.6	63.5	63.2	63.0	62.9	62.9	62.7	62.7	62.7	62.7	62.8	63.89
63.0	62.9	62.8	62.7	62.6	62.4	62.4	62.2	62.2	62.2	62.2	62.7	63.37
63.0	62.9	62.8	62.5	62.2	62.0	61.9	61.8	61.8	61.8	61.9	62.1	63.21
62.2	62.1	62.0	62.0	61.9	61.8	61.7	61.7	61.5	61.4	61.7	62.0	62.37
62.9	62.8	62.7	62.5	62.3	62.1	62.0	61.9	61.9	61.8	61.8	61.9	63.00
63.16	62.94	62.80	62.63	62.47	62.33	62.19	62.09	62.06	62.01	62.15	62.48	63.31

HORIZONTAL FORCE.													
One Scale Division = '00019 parts of the H. F. Change in the Magnetic moment of the Bar for 1° Fah'. = '00028.													
Mean Göttingen Time. } 0h.	1h.	2h.	3h.	4h.	5h.	6h.	7h.	8h.	9h.	10h.	11h.		
NOVEMBER.	Sc. Div. 54'1	Sc. Div. 53'9	Sc. Div. 54'0	Sc. Div. 52'2	Sc. Div. 50'9	Sc. Div. 48'0	Sc. Div. 46'1	Sc. Div. 46'0	Sc. Div. 44'1	Sc. Div. 42'3	Sc. Div. 41'9	Sc. Div. 44'0	
	1	2	3	4	5	6	7	8	9	10	11	12	
	58'2	59'1	58'9	56'8	57'1	55'5	53'1	51'8	51'7	51'8	51'3	53'1	
	61'9	60'9	59'1	58'1	57'2	54'8	54'2	53'0	52'2	50'3	50'2	48'7	
	58'2	60'0	59'4	53'2	48'2	44'0	42'5	40'9	42'0	45'9	47'1	48'9	
	59'5	58'9	58'9	57'7	55'8	54'4	52'9	51'8	51'3	51'0	52'0	51'9	
	54'7	53'8	52'9	51'7	50'1	47'9	46'0	46'1	46'8	47'0	47'8	48'2	
	60'1	60'6	59'8	58'1	57'2	55'9	53'6	51'7	51'3	51'7	51'7	51'9	
	59'8	59'7	59'6	59'9	58'1	56'1	53'8	51'3	50'9	51'2	51'1	50'8	
	54'7	54'2	54'5	54'1	53'1	52'1	51'6	51'5	51'4	51'5	52'1	52'1	
	59'3	58'8	57'0	55'7	54'7	54'2	51'9	50'4	50'3	50'1	50'1	50'8	
	59'0	59'1	58'6	56'7	55'0	52'3	51'5	51'9	52'1	52'0	52'0	52'1	
	61'8	60'1	58'9	57'1	55'2	54'2	53'9	52'3	52'3	52'0	52'1	52'1	
	60'1	58'9	57'4	56'3	55'2	54'1	53'1	52'2	52'0	51'9	51'9	52'0	
	54'7	53'6	52'3	50'7	48'7	49'1	47'7	40'6	40'4	40'4	44'8	46'1	
	57'3	57'2	56'6	53'5	51'0	49'1	50'1	49'0	49'3	49'0	48'0	48'7	
	55'1	55'9	55'6	53'0	51'0	50'4	49'7	49'2	48'8	48'8	48'2	48'0	
	55'2	55'0	53'4	52'8	52'0	51'2	49'9	49'0	48'1	48'3	48'9	49'1	
	57'6	57'8	56'7	54'8	53'1	53'3	51'4	50'3	50'2	50'5	50'7	50'9	
	59'7	59'1	59'2	57'8	55'1	53'4	52'5	51'1	51'2	50'8	50'0	50'6	
	58'4	57'5	57'6	55'1	51'1	49'9	48'9	47'3	46'9	48'1	47'0	47'4	
	56'5	56'4	55'5	54'3	53'9	52'3	51'2	49'9	49'5	49'1	50'2	54'2	
	55'7	55'9	56'1	54'3	53'6	53'0	52'2	50'8	51'0	51'0	50'3	51'1	
	60'7	60'5	59'0	57'9	55'9	54'3	53'3	52'0	51'0	51'9	50'8	50'3	
	48'2	51'6	53'0	53'4	52'9	50'9	48'9	48'3	47'7	47'2	47'7	48'0	
	54'1	53'0	51'5	51'8	51'4	47'2	47'7	47'1	48'0	47'5	48'1	47'5	
	Hourly Means	57'38	57'26	56'62	55'08	53'50	51'90	50'71	49'42	49'22	49'25	49'44	49'74

TEMPERATURE OF THE BIFILAR MAGNET.													
NOVEMBER.	62'1	62'9	63'7	64'0	64'1	64'1	64'0	63'8	63'3	63'0	62'9	62'7	
	60'9	61'0	61'4	61'8	62'0	62'1	62'1	61'9	61'9	61'5	61'1	60'9	
	61'0	61'7	61'9	62'0	62'0	62'3	62'3	62'1	61'9	61'5	61'2	61'1	
	61'2	61'9	62'2	62'9	63'1	63'2	63'0	62'9	62'6	62'1	61'9	61'8	
	61'7	62'0	62'2	62'8	62'9	63'0	63'0	62'9	62'8	62'3	62'0	61'9	
	61'2	61'8	61'9	62'0	62'1	62'4	62'4	62'1	62'0	61'8	61'7	61'4	
	61'1	61'5	61'9	62'2	62'8	62'8	62'8	62'5	62'0	62'0	61'8	61'7	
	61'7	62'0	62'7	62'9	63'1	63'1	63'2	63'0	62'8	62'5	62'0	61'9	
	61'6	61'9	62'5	63'0	63'2	63'3	63'3	63'0	62'8	62'6	62'1	61'9	
	61'9	62'2	62'9	63'8	64'2	64'7	64'9	64'7	64'0	63'8	63'1	62'9	
	62'2	62'7	63'0	63'6	64'0	64'1	64'0	63'9	63'6	63'2	63'0	62'7	
	62'2	62'8	63'0	63'5	63'8	63'8	63'8	63'5	63'3	63'0	62'8	62'6	
	62'1	62'7	63'0	63'4	63'6	63'8	63'8	63'3	63'0	62'9	62'5	62'1	
	62'0	62'6	63'0	63'2	63'6	63'8	63'8	63'6	63'2	62'9	62'6	62'1	
	61'5	62'0	62'7	63'3	63'9	63'9	63'9	63'7	63'2	62'9	62'6	62'2	
	62'0	62'8	63'1	63'6	64'0	64'2	64'2	64'1	63'8	63'2	62'9	62'7	
	62'5	63'2	64'1	64'9	65'5	65'8	65'8	65'4	64'9	64'1	63'9	63'3	
	62'6	63'0	63'7	64'2	64'9	65'0	64'9	64'8	64'1	63'9	63'4	63'1	
	62'0	62'1	62'7	63'0	63'8	64'0	64'0	63'9	63'4	63'1	62'9	62'5	
	63'1	63'9	64'7	65'3	65'9	66'3	66'2	66'0	65'6	65'0	64'7	64'1	
	63'8	64'2	64'9	65'4	66'0	66'1	66'2	66'0	65'7	65'1	64'5	64'0	
	63'3	63'8	64'0	64'6	64'8	64'8	64'7	64'4	64'1	63'8	63'5	63'1	
	63'0	63'5	64'1	64'8	65'0	65'2	65'1	65'0	64'5	64'1	63'8	63'5	
	63'0	63'6	64'0	64'7	65'0	65'0	65'1	64'9	64'4	64'0	63'8	63'6	
	62'9	63'1	63'4	63'9	64'0	64'0	64'0	64'0	63'9	63'9	63'7	63'1	
	Hourly Means	62'10	62'60	63'07	63'55	63'89	64'03	64'02	63'82	63'47	63'13	62'82	62'52

HORIZONTAL FORCE.

One Scale Division = '00019 parts of the H. F. Change in the Magnetic moment of the Bar for 1° Fah° = '00028.

12h.	13h.	14h.	15h.	16h.	17h.	18h.	19h.	20h.	21h.	22h.	23h.	Daily and Monthly Means.
Sc. Div.	Sc. Div.	Sc. Div.	Sc. Div.	Sc. Div.	Sc. Div.	Sc. Div.	Sc. Div.	Sc. Div.	Sc. Div.	Sc. Div.	Sc. Div.	Sc. Div.
52·3	52·1	52·0	55·2	53·2	52·9	52·5	53·0	53·0	55·3	55·9	58·0	50·95
52·1	52·1	52·1	52·3	52·8	52·9	53·9	53·7	55·1	57·6	60·0	61·9	54·79
49·2	51·0	50·8	51·9	51·9	52·9	53·0	53·9	54·2	56·0	56·2	59·0	54·19
50·2	50·7	50·4	50·7	51·8	52·0	51·9	54·0	56·1	57·3	58·9	59·7	51·42
52·0	52·0	52·1	51·6	52·8	54·2	53·1	54·0	54·1	55·2	54·5	54·5	54·01
47·8	49·9	50·1	50·5	52·0	51·9	52·8	52·8	53·9	55·4	57·0	57·9	51·04
52·2	52·8	52·8	52·9	53·1	53·1	53·2	53·7	55·9	57·7	58·2	59·2	54·93
51·4	52·6	52·6 ^a	52·2	53·0	52·5	53·0	53·0	53·8	54·4	55·0	54·9	54·20
52·1	52·5	52·2	52·3	52·6	52·6	53·0	53·3	55·0	57·3	58·4	58·8	53·46
51·1	51·6	51·8	52·2	52·7	53·2	53·3	53·7	54·7	56·4	58·0	58·9	53·79
52·3	52·5	52·9	52·8	52·9	52·8	53·3	54·1	56·4	58·9	60·0	61·6	54·70
52·8	52·9	52·8	53·1	53·4	53·7	53·8	54·3 ^b	54·7	58·2	60·0	60·3	55·08
53·6	53·3	53·8	54·7	55·0	55·1	56·5	58·2	60·1	61·3	58·9	60·0	55·65
48·1	48·0	47·1	47·7	47·8	48·7	49·1	50·2	52·5	54·9	55·9	56·7	48·99
49·8	51·0	50·2	51·3	50·8	50·2	50·9	51·4	51·5	52·1	53·0	53·2	51·42
48·5	49·3	49·8	50·4	49·3	49·8	50·0	50·9	52·0	53·3	54·7	55·0	51·11
49·5	49·5	49·8	49·9	50·4	50·4	51·3	52·0	53·9	55·8	57·1	57·9	51·68
51·2	51·8	51·3	51·7	52·1	52·7	52·8	53·8	55·8	56·4	57·8	59·1	53·49
49·3	50·1	50·7	51·0	51·1	51·5	51·5	52·1	54·0	56·9	58·3	59·2	53·59
48·7	49·3	50·5	50·1	52·0	52·2	53·3	54·2	55·3	56·1	56·0	57·1	52·08
50·1	50·2	50·8	51·4	51·7	51·9	52·3	52·7	54·0	54·1	54·9	54·5	52·36
53·0	53·9	54·9	57·5	57·1	54·4	54·9	56·8	58·4	59·8	60·8	60·7	54·88
50·4	53·4	53·1	52·2	53·9	53·9	52·9	56·1	56·2	55·8	53·4	52·0	54·20
48·9	48·4	48·8	50·6	49·8	49·5	49·2	49·5	50·7	51·7	52·0	53·8	50·03
51·1	51·2	51·2	52·0	52·0	51·5	51·5	52·9	53·9	55·5	56·7	57·1	51·31
50·71	51·28	51·38	51·93	52·21	52·26	52·52	53·37	54·61	56·14	56·86	57·64	52·93

TEMPERATURE OF THE BIFILAR MAGNET.

°	°	°	°	°	°	°	°	°	°	°	°	°
61·0	61·0	60·9	60·8	60·7	60·6	60·6	60·5	60·5	60·5	60·5	60·7	62·04
60·8	60·7	60·5	60·3	60·1	60·0	59·9	59·9	59·9	60·0	60·1	60·7	60·89
61·0	61·0	60·9	60·8	60·7	60·6	60·5	60·3	60·1	60·1	60·5	60·9	61·18
61·6	61·4	61·4	61·3	61·1	61·1	61·0	61·0	60·9	61·0	61·0	61·2	61·78
61·8	61·7	61·4	61·2	61·2	61·0	61·0	61·0	61·0	61·0	60·9	61·0	61·82
61·2	61·1	61·0	61·0	61·0	60·9	60·7	60·6	60·6	60·5	60·7	61·0	61·38
61·6	61·5	61·4	61·1	61·0	61·0	60·9	60·9	60·8	60·8	61·0	61·2	61·59
61·8	61·7	61·6 ^a	61·6	61·5	61·4	61·1	61·1	61·1	61·1	61·0	61·1	61·96
61·9	61·8	61·6	61·5	61·4	61·2	61·2	61·1	61·0	61·0	61·1	61·4	61·97
62·7	62·3	62·1	62·0	61·9	61·8	61·7	61·6	61·5	61·5	61·7	61·9	62·74
62·6	62·3	62·1	62·0	61·9	61·9	61·7	61·6	61·6	61·6	61·8	61·9	62·62
62·2	62·0	62·0	61·9	61·8	61·7	61·5	61·5 ^b	61·4	61·5	61·7	61·9	62·47
61·7	61·6	61·3	61·1	61·0	61·0	61·0	61·0	61·0	61·0	61·0	61·4	62·10
61·9	61·7	61·5	61·2	61·1	61·0	60·9	60·8	60·8	60·8	60·9	61·1	62·09
62·0	61·9	61·8	61·6	61·3	61·1	61·0	61·0	61·0	61·0	61·1	61·4	62·17
62·3	62·0	62·0	62·0	61·8	61·7	61·6	61·4	61·4	61·4	61·6	61·9	62·57
63·0	62·9	62·6	62·5	62·2	62·1	62·1	62·0	61·9	61·9	62·0	62·1	63·36
62·9	62·6	62·1	62·0	61·9	61·8	61·7	61·5	61·4	61·5	61·6	61·9	62·94
63·0	62·9	62·7	62·5	62·2	62·0	61·9	61·9	61·8	61·9	62·2	62·8	62·72
63·9	63·6	63·4	63·1	63·0	62·9	62·7	62·4	62·3	62·6	62·9	63·1	64·03
63·9	63·8	63·4	63·1	63·0	62·9	62·9	62·7	62·6	62·6	62·8	62·9	64·10
62·9	62·7	62·5	62·1	62·0	61·9	61·9	61·9	61·9	61·9	62·2	62·7	63·15
63·1	62·9	62·7	62·6	62·2	62·0	62·0	62·0	61·9	61·9	62·1	62·4	63·31
63·3	63·1	63·0	63·0	62·9	62·8	62·8	62·8	62·8	62·5	62·5	62·8	63·56
61·9	61·9	61·9	61·8	61·7	61·5	61·2	61·1	61·1	61·1	61·0	61·1	62·55
62·24	62·08	61·91	61·76	61·62	61·52	61·42	61·34	61·29	61·31	61·44	61·70	62·44

^a Four minutes and a half late.

^b Four minutes late.

HORIZONTAL FORCE.													
One Scale Division = '00019 parts of the H. F. Change in the Magnetic moment of the Bar for 1° Fah°. = '00028.													
Mean Göttingen Time.	0h.	1h.	2h.	3h.	4h.	5h.	6h.	7h.	8h.	9h.	10h.	11h.	
DECEMBER.	Sc. Div.	Sc. Div.	Sc. Div.	Sc. Div.	Sc. Div.	Sc. Div.	Sc. Div.	Sc. Div.	Sc. Div.	Sc. Div.	Sc. Div.	Sc. Div.	
	1	56·9	56·2	55·9	54·7	53·1	51·5	50·1	50·0	49·4	49·1	49·1	49·2
	2	54·7	53·6	53·5	53·7	52·9	51·6	50·1	49·9	49·4	49·1	49·4	50·1
	3	50·6	48·1	52·5	47·9	36·3	27·4	22·5	19·8	18·8	27·1	25·5	25·4
	4	48·1	46·3	47·1	47·2	45·0	44·0	43·2	44·9	44·7	44·9	45·2	45·6
	5	51·0	49·1	49·0	48·0	46·9	44·8	42·9	42·8	43·5	44·1	44·6	44·9
	6	52·9	52·1	51·9	50·8	48·4	47·5	46·2	46·8	46·9	46·8	46·8	47·0
	7	—	—	—	—	—	—	—	—	—	—	—	—
	8	56·2	56·6	55·2	54·3	52·0	50·1	48·7	47·3	47·8	47·9	48·0	48·2
	9	55·3	54·2	53·0	51·2	49·9	49·2	49·9	49·5	48·8	48·8	48·3	48·3
	10	55·1	53·0	51·2	50·2	50·2	49·1	50·1	48·9	49·0	49·5	48·8	49·5
	11	56·8	56·7	56·3	54·7	52·5	52·0	50·9	49·6	48·6	49·0	48·7	48·4
	12	58·7	58·7	56·0	53·3	51·8	50·0	48·3	45·9	44·9	45·0	45·9	46·8
	13	51·9	49·8	47·9	45·7	44·5	44·1	42·7	40·6	40·9	40·2	39·8	41·0
	14	—	—	—	—	—	—	—	—	—	—	—	—
	15	50·2	48·3	47·3	45·1	46·9	47·2	45·9	41·1	42·8	41·2	44·9	45·8
	16	53·7	50·9	49·9	48·7	48·8	46·1	44·6	45·0	45·8	45·8	45·8	45·4
	17	50·4	48·9	49·9	48·9	47·1	46·1	46·7	47·3	46·0	47·7	47·1	46·8
	18	54·0	52·6	50·9	48·9	47·5	46·5	46·1	46·2	45·5	45·9	45·9	45·9
	19	54·3	53·1	53·0	51·9	49·9	49·5	48·6	47·8	47·4	47·8	47·3	47·7
	20	58·1	58·2	56·9	53·7	50·5	49·4	49·1	48·7	48·1	47·5	47·3	47·1
	21	—	—	—	—	—	—	—	—	—	—	—	—
	22	56·0	55·1	54·5	53·4	53·0	51·3	50·6	49·8	49·1	49·1	49·1	48·0
	23	59·2	55·8	55·8	54·7	51·8	51·0	48·3	47·9	48·2	49·5	50·0	50·0
	24	51·1	51·2	50·0	48·6	48·8	49·3	49·0	47·9	47·9	46·8	46·7	47·4
	25	—	—	—	—	—	—	—	—	—	—	—	—
	26	56·2	55·9	55·3	55·0	54·0	52·4	50·8	49·9	49·8	48·9	48·8	48·5
	27	55·3	54·7	53·0	49·8	49·2	49·2	48·1	46·8	46·1	46·0	46·1	46·7
	28	—	—	—	—	—	—	—	—	—	—	—	—
	29	54·9	53·8	52·3	49·9	48·1	47·1	46·9	46·9	46·2	46·0	45·8	46·0
	30	49·8	45·7	41·8	42·0	41·8	41·5	39·1	36·5	38·9	40·1	40·9	41·0
31	48·2	46·8	46·0	46·0	44·1	43·1	43·0	42·7	42·5	42·1	42·7	42·1	
Hourly Means	53·83	52·52	51·77	50·32	48·65	47·35	46·25	45·40	45·27	45·61	45·71	45·88	

TEMPERATURE OF THE BIFILAR MAGNET.													
DECEMBER.	1	61·8	62·2	62·9	63·7	64·0	64·2	64·1	64·0	63·9	63·1	63·0	62·8
	2	62·0	62·2	62·9	63·1	63·3	63·5	63·4	63·0	62·9	62·7	62·3	62·0
	3	61·2	61·8	62·0	62·6	63·0	63·6	63·4	63·3	63·2	63·0	62·9	62·7
	4	61·7	61·9	62·0	62·4	62·9	63·0	63·0	63·0	62·8	62·3	62·1	61·9
	5	61·2	61·9	62·6	63·0	63·5	64·0	64·0	63·8	63·4	62·9	62·5	62·1
	6	61·5	62·0	62·8	63·1	63·7	63·9	63·9	63·7	63·3	63·0	62·8	62·6
	7	—	—	—	—	—	—	—	—	—	—	—	—
	8	62·8	63·1	63·7	64·1	64·4	64·7	64·9	64·8	64·2	64·0	63·9	63·6
	9	63·1	63·7	64·2	64·9	65·1	65·5	65·6	65·2	64·9	64·4	64·0	63·8
	10	63·9	64·7	65·0	65·7	65·8	65·8	65·8	65·4	65·0	64·7	64·2	64·0
	11	64·0	64·6	65·1	65·6	65·9	65·7	65·5	65·1	64·9	64·7	64·2	64·0
	12	63·8	64·3	65·0	65·9	66·6	66·9	67·1	66·9	66·3	65·9	65·3	64·9
	13	64·0	64·2	64·8	64·9	65·0	65·6	65·6	65·4	65·0	64·9	64·6	64·3
	14	—	—	—	—	—	—	—	—	—	—	—	—
	15	63·9	64·3	65·0	65·6	66·0	66·0	66·0	65·9	65·3	65·0	64·9	64·2
	16	63·8	64·0	64·1	64·9	65·0	65·0	65·1	65·0	64·8	64·4	64·1	63·9
	17	63·8	64·0	64·2	64·2	64·6	64·8	64·8	64·7	64·2	64·0	63·9	63·9
	18	64·0	64·2	64·9	65·0	65·5	65·8	65·7	65·5	65·1	65·0	64·9	64·5
	19	63·7	64·1	64·8	65·0	65·0	65·1	65·4	65·2	64·9	64·7	64·2	64·0
	20	63·9	64·3	64·9	65·1	65·4	65·7	65·8	65·4	65·0	64·9	64·4	64·0
	21	—	—	—	—	—	—	—	—	—	—	—	—
	22	64·1	64·6	64·8	64·9	65·0	65·1	65·1	64·9	64·7	64·4	64·2	64·0
	23	64·2	65·0	65·7	66·1	66·8	66·8	66·8	66·0	65·9	65·2	65·0	64·8
	24	64·2	64·9	65·4	65·8	65·9	66·0	66·0	66·0	65·8	65·4	65·0	64·8
	25	—	—	—	—	—	—	—	—	—	—	—	—
	26	64·1	64·8	65·5	66·0	66·7	66·9	66·9	66·8	66·3	66·0	65·6	65·1
	27	64·8	65·1	65·8	66·1	66·7	67·2	67·0	67·0	66·8	66·0	65·9	65·7
	28	—	—	—	—	—	—	—	—	—	—	—	—
	29	65·5	66·0	66·6	67·0	67·9	68·0	68·6	68·4	67·9	67·6	67·0	66·7
	30	65·6	66·1	66·9	67·1	67·9	68·0	68·0	68·0	67·9	67·4	66·9	66·8
	31	66·2	67·0	67·4	67·9	67·9	68·0	68·0	68·0	67·7	67·0	66·9	66·6
Hourly Means	63·57	64·04	64·58	64·99	65·37	65·57	65·60	65·40	65·08	64·72	64·41	64·14	

Christmas Day.

HORIZONTAL FORCE.

One Scale Division = '00019 parts of the H. F. Change in the Magnetic moment of the Bar for 1° Fah'. = '00028.

12h.	13h.	14h.	15h.	16h.	17h.	18h.	19h.	20h.	21h.	22h.	23h.	Daily and Monthly Means.
Sc. Div. 50°0	Sc. Div. 50°3	Sc. Div. 50°5	Sc. Div. 51°0	Sc. Div. 51°1	Sc. Div. 51°7	Sc. Div. 52°4	Sc. Div. 53°3	Sc. Div. 55°0	Sc. Div. 55°8	Sc. Div. 56°0	Sc. Div. 55°8	Sc. Div. 52°42
50°1	50°8	50°9	51°1	51°2	56°9	57°0	58°1	58°8	59°0	55°0	55°0	53°00
29°1	29°2	33°2	35°2	37°0	37°7	38°9	40°5	42°8	45°4	47°8	48°8	36°15
45°4	45°0	46°0	46°5	46°8	47°5	47°2	47°2	49°0	50°1	51°3	52°1	46°68
45°2	45°9	46°5	46°2	46°5	47°2	47°8	49°4	51°0	51°7	52°7	52°9	47°27
—	—	—	—	—	—	—	—	—	—	—	—	49°25
46°4	47°2	47°4	47°7	48°1	48°1	48°3	48°8	50°9	54°1	55°4	55°4	51°26
48°5	49°1	49°1	49°9	49°7	49°8	49°9	51°8	53°9	55°2	56°0	55°0	51°88
49°3	49°5	49°8	50°7	51°1	51°0	51°7	53°0	56°1	58°0	59°0	59°5	51°62
49°4	50°1	51°0	51°1	51°2	51°1	51°8	53°2	55°0	56°3	57°0	57°0	52°40
48°8	48°9	49°8	50°0	50°3	51°1	51°9 ^a	53°1	55°2	57°2	58°3	58°3	50°75
47°1	47°1	48°0	48°0	48°2	48°5	48°9	51°7	53°9	55°9	59°3	56°1	47°17
—	—	—	—	—	—	—	—	—	—	—	—	46°90
46°8	47°1	47°8	47°9	48°6	50°3	51°0	51°0	51°9	52°5	54°1	53°9	48°15
45°0	46°5	45°8	46°1	46°9	47°2	47°1	47°3	48°9	51°1	53°2	53°9	48°44
47°1	46°8	46°2	47°1	47°7	48°1	48°3	49°4	50°8	51°2	51°3	51°1	48°37
47°1	48°0	47°1	46°9	47°5	47°0	47°0	47°5	49°1	51°2	55°3	55°9	50°55
46°0	46°5	47°0	47°1	47°1	47°1	47°5	48°1	49°5	51°7	53°3	54°2	51°47
47°8	48°2	48°8	49°3	49°4	49°8	50°3	51°1	52°6	54°4	56°1	57°0	50°80
—	—	—	—	—	—	—	—	—	—	—	—	51°39
49°5	49°8	49°8	49°6	49°6	49°4	50°3	51°5	53°2	55°0	56°7	56°3	49°93
48°1	48°9	49°1	48°9	49°7	50°0	49°8	49°1	50°4	50°5	52°2	53°6	52°10
50°8	51°5	50°0	50°1	49°3	49°8	50°0	50°4	52°1	52°2	52°8	52°2	49°25
48°3	48°9	49°0	48°9	48°7	49°1	50°0	50°9	52°6	54°9	55°2	57°1	48°52
—	—	—	—	—	—	—	—	—	—	—	—	43°22
49°1	49°8	50°0	50°9	51°4	52°6	50°5	51°3	53°0	54°8	55°1	56°4	45°09
—	—	—	—	—	—	—	—	—	—	—	—	—
46°6	47°1	47°1	47°8	47°8	47°9	48°2	49°0	50°2	51°7	53°3	54°4	—
46°6	47°2	47°3	48°0	49°1	49°2	50°1	49°7	48°6	46°0	48°7	50°0	—
40°9	41°2	42°6	43°1	44°1	44°2	44°1	45°7	46°9	47°6	48°0	49°7	—
42°7	43°0	43°5	44°0	44°2	45°0	45°4	45°6	47°1	49°2	50°9	52°3	—
—	—	—	—	—	—	—	—	—	—	—	—	—
46°60	47°06	47°43	47°81	48°17	48°74	48°94	49°91	51°48	52°80	54°00	54°38	49°00

TEMPERATURE OF THE BIFILAR MAGNET.

62°5	62°2	62°2	62°0	62°0	61°9	61°9	61°8	61°7	61°7	61°8	61°8	62°63
62°0	61°8	61°8	61°6	61°3	61°1	61°0	61°0	61°0	61°0	61°2	61°2	62°05
62°4	62°2	62°0	62°0	62°0	61°9	61°8	61°5	61°6	61°4	61°4	61°4	62°26
61°7	61°6	61°5	61°3	61°1	61°0	61°0	60°8	60°8	60°8	60°8	60°9	61°76
62°0	61°9	61°7	61°5	61°2	61°1	61°1	61°0	61°0	61°0	61°0	61°0	62°10
—	—	—	—	—	—	—	—	—	—	—	—	62°70
63°0	62°9	62°8	62°6	62°2	62°1	62°1	62°1	62°0	62°0	62°2	62°4	63°33
63°3	63°1	63°0	62°9	62°8	62°8	62°6	62°3	62°1	62°1	62°0	62°8	63°76
63°6	63°3	63°2	63°0	63°0	62°8	62°8	62°7	62°7	62°7	62°9	63°1	64°14
63°9	63°8	63°5	63°3	63°1	63°0	63°0	63°0	63°0	63°0	63°1	63°6	64°13
63°9	63°8	63°7	63°3	63°1	63°0	62°8 ^a	62°9	62°9	62°9	63°0	63°3	64°72
64°7	64°4	64°0	64°0	63°9	63°8	63°5	63°2	63°0	63°0	63°3	63°6	64°09
—	—	—	—	—	—	—	—	—	—	—	—	64°31
63°9	63°9	63°7	63°5	63°4	63°1	63°0	63°0	63°0	63°0	63°0	63°4	64°31
64°0	64°0	63°8	63°7	63°6	63°5	63°2	63°0	63°1	63°1	63°1	63°3	64°01
63°8	63°7	63°2	63°1	63°0	63°0	62°9	62°9	63°0	63°0	63°1	63°6	64°77
64°0	64°0	64°0	63°9	63°8	63°8	63°8	63°7	63°7	63°6	63°7	63°8	64°71
64°2	64°0	63°8	63°7	63°4	63°2	63°0	63°0	63°0	63°0	63°0	63°1	—
63°9	63°8	63°7	63°4	63°3	63°1	63°0	63°0	63°0	63°0	63°0	63°2	63°98
—	—	—	—	—	—	—	—	—	—	—	—	64°31
64°0	63°9	63°8	63°8	63°8	63°7	63°6	63°5	63°5	63°5	63°7	63°9	64°01
63°9	63°8	63°8	63°6	63°3	63°1	63°0	63°0	63°0	63°0	63°2	63°8	64°77
64°6	64°2	64°1	64°0	64°0	63°8	63°7	63°4	63°4	63°3	63°8	64°0	64°71
64°5	64°4	64°2	64°1	64°0	63°9	63°8	63°8	63°7	63°7	63°8	63°9	—
—	—	—	—	—	—	—	—	—	—	—	—	65°09
64°9	64°9	64°6	64°4	64°3	64°1	64°0	64°0	64°0	64°0	64°0	64°2	65°42
—	—	—	—	—	—	—	—	—	—	—	—	66°30
65°1	65°0	64°9	64°8	64°7	64°6	64°4	64°3	64°2	64°2	64°6	65°1	66°45
66°2	66°0	65°9	65°7	65°4	65°1	65°0	65°0	64°9	64°9	64°9	65°0	66°43
66°3	66°1	66°0	65°8	65°7	65°6	65°5	65°4	65°3	65°3	65°5	65°8	—
66°1	66°0	65°8	65°8	65°6	65°5	65°5	65°2	65°1	65°0	65°1	65°5	—
—	—	—	—	—	—	—	—	—	—	—	—	—
63°94	63°80	63°64	63°49	63°35	63°22	63°12	63°02	62°98	62°97	63°09	63°34	64°06

^a Eight minutes late, not included in the means

HORIZONTAL FORCE.													
One Scale Division = '00021 parts of the H. F. Change in the Magnetic moment of the Bar for 1° Fah° = '00028.													
Mean Göttingen Time. }	0h.	1h.	2h.	3h.	4h.	5h.	6h.	7h.	8h.	9h.	10h.	11h.	
	Sc. Div.	Sc. Div.	Sc. Div.	Sc. Div.	Sc. Div.	Sc. Div.	Sc. Div.	Sc. Div.	Sc. Div.	Sc. Div.	Sc. Div.	Sc. Div.	
JANUARY.	1	54.0	52.9	52.8	50.8	49.4	47.2	45.9	45.2	45.0	44.2	44.8	44.5
	2	50.3	49.6	49.1	48.3	47.5	47.1	47.7	46.4	45.0	44.4	43.9	44.0
	3	52.7	53.6	53.2	50.5	49.1	48.2	47.2	46.4	45.6	45.2	45.2	45.4
	4	—	—	—	—	—	—	—	—	—	—	—	—
	5	53.9	53.0	52.3	51.2	49.0	48.1	47.6	46.9	46.0	45.9	44.9	43.1
	6	52.7	52.7	53.3	53.7	51.5	48.4	48.0	47.1	46.8	46.5	46.0	46.7
	7	51.0	51.2	49.7	48.1	47.1	46.9	43.0	42.2	44.1	42.8	44.2	44.2
	8	51.3	49.7	50.1	49.4	48.8	47.3	46.2	44.6	43.8	44.1	43.2	43.6
	9	50.4	48.8	48.1	46.9	46.5	46.3	46.1	45.2	44.4	44.5	44.1	44.5
	10	51.9	52.0	53.0	53.1	50.8	48.3	48.7	47.2	45.8	44.3	44.3	44.9
	11	—	—	—	—	—	—	—	—	—	—	—	—
	12	50.0	48.6	46.9	46.1	44.9	45.2	44.9	44.0	41.8	42.1	42.6	43.5
	13	52.8	53.2	51.0	49.1	47.6	45.2	44.2	43.2	44.0	45.1	43.1	47.4
	14	48.1	45.4	45.2	45.1	45.9	45.8	43.8	42.1	39.3	39.3	43.0	42.2
	15	52.0	48.8	47.8	48.4	46.3	45.1	44.9	43.9	43.7	44.1	44.1	43.9
	16	48.1	50.1	49.2	47.2	46.8	45.2	43.2	42.8	42.5	41.6	41.3	40.7
	17	42.0	42.9	44.0	43.1	40.4	40.1	37.6	36.8	36.1	35.2	37.7	40.9
	18	—	—	—	—	—	—	—	—	—	—	—	—
	19	48.8	48.8	48.2	47.1	46.0	44.8	41.1	38.5	39.3	39.1	39.2	39.9
	20	50.3	49.1	48.2	46.6	45.8	44.0	42.0	41.1	41.5	41.1	41.0	41.0
	21	51.1	51.6	50.7	49.9	47.8	45.1	43.1	42.1	42.0	41.2	41.0	41.1
	22	49.3	50.9	49.9	48.4	48.4	46.5	44.5	42.9	43.0	43.4	44.0	44.4
	23	51.2	50.8	50.2	47.8	47.0	46.0	46.9	45.1	45.0	45.9	49.7	41.1
	24	39.4	43.1	43.8	41.8	40.0	40.0	40.0	35.9	38.3	37.0	36.0	37.2
	25	—	—	—	—	—	—	—	—	—	—	—	—
	26	46.4	46.1	46.2	43.7	41.7	41.1	41.2	40.8	40.2	40.0	39.9	40.0
	27	51.4	51.3	51.0	48.5	45.8	43.4	42.2	42.7	42.0	41.1	40.8	41.2
	28	49.9	47.5	44.2	40.1	39.9	40.3	41.2	41.1	40.9	42.1	41.7	41.6
	29	46.6	45.7	45.4	45.4	45.0	44.8	44.7	44.1	44.3	43.0	44.1	43.1
	30	47.9	47.1	46.9	45.9	44.2	45.5	43.7	42.5	41.3	41.0	40.1	40.8
	31	50.9	51.1	49.9	47.8	45.2	43.1	41.9	41.2	39.9	39.3	39.1	39.5
Feb. 1	—	—	—	—	—	—	—	—	—	—	—	—	
Hourly Means	49.79	49.47	48.90	47.56	46.24	45.15	44.13	43.04	42.65	42.35	42.56	42.61	
TEMPERATURE OF THE BIFILAR MAGNET.													
JANUARY.	1	65.9	66.4	67.0	67.5	67.9	67.9	67.9	67.9	67.7	67.0	66.9	66.5
	2	66.1	66.9	67.7	68.0	68.8	69.0	69.0	68.9	68.2	67.9	67.4	66.9
	3	66.0	66.3	67.0	67.7	68.0	68.7	68.9	68.8	68.1	67.9	67.4	67.0
	4	—	—	—	—	—	—	—	—	—	—	—	—
	5	65.7	66.4	67.1	68.0	68.7	68.8	68.8	68.5	68.0	67.8	67.1	66.9
	6	65.9	66.1	66.2	66.8	67.0	67.5	67.6	67.7	67.0	66.9	66.5	66.0
	7	65.7	66.1	66.4	66.9	67.0	67.4	67.7	67.6	67.1	66.9	66.6	66.2
	8	66.0	66.9	67.4	67.9	68.1	68.1	68.0	67.9	67.5	67.1	66.9	66.7
	9	66.2	66.9	67.7	68.4	68.8	68.9	68.8	68.2	68.0	67.6	67.0	66.9
	10	66.8	67.0	67.9	68.4	68.9	69.1	69.4	69.1	68.8	68.3	67.9	67.8
	11	—	—	—	—	—	—	—	—	—	—	—	—
	12	66.2	66.9	67.3	67.9	68.2	68.6	68.5	68.1	68.0	67.8	67.2	67.0
	13	66.7	67.3	68.1	68.8	69.1	69.8	69.9	69.8	69.2	68.8	68.2	68.0
	14	67.0	67.7	68.0	68.7	69.0	69.1	69.2	69.0	68.6	68.1	67.8	67.4
	15	66.9	67.8	68.5	69.1	69.8	70.0	70.0	69.9	69.3	68.9	68.7	68.0
	16	67.2	68.0	69.0	69.9	70.7	71.3	71.9	72.0	71.7	70.9	70.4	70.0
	17	68.9	69.8	70.7	71.1	72.0	72.5	72.5	72.2	71.6	71.1	70.7	70.0
	18	—	—	—	—	—	—	—	—	—	—	—	—
	19	69.2	70.0	71.0	71.7	72.0	72.1	72.0	72.0	71.7	71.1	70.8	70.4
	20	69.7	70.1	70.8	71.0	71.1	71.2	71.1	70.9	70.7	70.2	70.0	69.9
	21	68.8	69.0	69.6	70.1	70.4	70.7	70.5	70.1	69.9	69.7	69.4	69.3
	22	69.0	69.3	69.9	70.0	70.0	70.0	70.0	70.0	69.8	69.6	69.4	69.2
	23	68.2	68.8	69.4	69.9	70.1	70.1	70.0	69.9	69.6	69.0	68.8	68.6
	24	68.2	68.8	69.0	69.2	69.5	69.9	70.0	69.9	69.6	69.1	68.9	68.7
	25	—	—	—	—	—	—	—	—	—	—	—	—
	26	68.5	69.2	70.1	71.0	71.3	71.9	71.9	71.6	71.1	70.8	70.5	70.0
	27	68.8	69.1	69.6	70.0	70.3	70.7	71.0	71.0	70.8	70.2	70.0	69.7
	28	68.4	68.8	69.3	69.9	70.8	71.0	71.3	71.1	70.9	70.5	69.9	69.8
	29	68.7	68.8	68.9	69.0	69.2	69.2	69.2	69.2	69.1	69.0	68.8	68.4
	30	68.0	68.7	69.1	69.8	70.0	70.7	70.9	70.8	70.4	70.0	69.8	69.5
	31	68.5	69.0	69.8	70.8	71.8	72.2	73.0	73.1	72.9	72.1	71.7	70.9
Feb. 1	—	—	—	—	—	—	—	—	—	—	—	—	
Hourly Means	67.45	68.00	68.61	69.17	69.57	69.87	69.96	69.82	69.46	69.05	68.69	68.36	

HORIZONTAL FORCE.

One Scale Division = .00021 parts of the H. F. Change in the Magnetic moment of the Bar for 1° Fah. = .00023.

12h.	13h.	14h.	15h.	16h.	17h.	18h.	19h.	20h.	21h.	22h.	23h.	Daily and Monthly Means
Sc. Div. 45.1	Sc. Div. 45.9	Sc. Div. 45.9	Sc. Div. 46.2	Sc. Div. 46.9	Sc. Div. 47.1	Sc. Div. 46.9	Sc. Div. 47.0	Sc. Div. 47.9	Sc. Div. 49.0	Sc. Div. 50.0	Sc. Div. 49.9	Sc. Div. 47.69
44.4	44.4	45.1	45.1	46.8	46.1	46.1	47.1	48.5	48.8	50.0	51.8	46.98
—	—	—	—	—	—	—	—	—	—	—	—	48.16
44.4	45.4	45.5	45.4	46.1	46.5	46.7	47.2	48.9	50.8	52.5	54.1	48.52
45.1	44.7	45.5	47.1	47.2	47.7	47.9	48.1	51.0	52.2	53.1	52.9	48.74
46.5	45.9	44.5	45.7	46.1	47.0	46.9	47.8	49.1	50.9	54.1	51.8	46.65
44.3	44.2	44.5	43.9	45.8	45.8	46.5	46.9	48.9	50.8	52.0	51.5	47.07
44.4	44.5	44.7	45.1	45.8	46.5	46.9	48.0	49.3	50.8	50.9	50.8	47.22
45.6	45.7	45.2	45.9	46.4	46.7	47.2	48.1	50.3	52.0	52.3	52.1	48.94
—	—	—	—	—	—	—	—	—	—	—	—	46.04
45.4	46.8	47.5	47.9	48.1	49.3	49.2	50.2	51.9	54.2	48.8	50.9	46.23
43.8	43.8	44.1	44.7	44.9	45.2	45.7	46.0	48.6	51.7	52.7	53.1	45.34
45.0	42.9	45.8	42.0	43.3	45.3	46.2	45.1	45.0	45.8	47.3	50.0	46.32
42.7	45.1	44.9	44.9	45.2	44.9	45.2	47.5	48.5	51.1	51.0	51.9	43.97
44.5	45.9	46.2	49.9	46.9	48.9	46.1	44.9	45.2	45.2	46.8	48.1	41.40
42.1	41.7	42.0	42.1	44.1	45.9	46.0	45.0	44.2	42.4	40.4	40.6	43.43
—	—	—	—	—	—	—	—	—	—	—	—	43.86
39.1	39.9	40.0	42.2	41.7	42.5	43.1	43.3	43.9	44.8	47.2	49.0	44.54
40.1	40.9	41.2	42.3	42.9	42.8	42.9	43.7	44.0	44.9	46.9	48.9	45.52
41.9	42.1	42.1	41.8	43.2	43.1	43.4	42.1	42.2	43.6	46.2	49.2	43.60
41.1	41.2	41.8	41.9	42.8	42.7	43.2	44.0	44.8	45.0	46.0	47.8	40.77
44.0	44.0	44.4	42.9	43.1	43.4	43.8	43.0	44.0	46.2	48.1	50.0	43.14
36.1	41.2	43.0	42.4	40.8	40.1	43.1	40.0	41.0	38.2	37.4	36.4	45.11
—	—	—	—	—	—	—	—	—	—	—	—	41.83
41.3	41.1	41.2	41.2	41.4	41.8	42.0	42.4	42.6	43.2	43.4	44.4	44.32
40.7	40.9	41.3	41.3	42.1	42.4	42.2	42.6	44.6	47.9	51.0	51.1	44.13
42.3	43.4	43.9	43.7	43.8	43.4	43.1	43.2	45.0	48.8	50.7	49.9	41.33
40.8	39.2	39.4	40.0	40.6	38.7	40.1	39.1	40.2	43.1	45.1	47.1	44.32
43.1	43.8	43.5	43.5	41.8	44.6	47.5	43.3	42.2	43.0	44.8	46.4	44.13
41.4	41.8	43.1	43.5	43.5	44.0	43.5	44.0	45.4	46.0	47.3	48.8	43.23
—	—	—	—	—	—	—	—	—	—	—	—	46.40
40.2	40.7	40.9	41.0	41.5	41.1	41.9	41.1	42.0	44.1	46.3	47.9	
42.79	43.23	43.60	43.84	44.18	44.57	44.94	44.84	45.90	47.20	48.23	49.13	

TEMPERATURE OF THE BIFILAR MAGNET.

66.1	65.9	65.8	65.6	65.1	65.0	64.9	64.7	64.7	64.7	65.0	65.7	66.24
66.7	66.4	66.1	65.9	65.8	65.7	65.5	65.0	65.0	65.0	65.1	65.7	66.78
—	—	—	—	—	—	—	—	—	—	—	—	66.46
65.9	65.8	65.7	65.5	65.4	65.2	65.1	65.0	64.9	64.9	64.9	65.0	66.70
66.8	66.3	66.1	66.0	65.9	65.8	65.8	65.5	65.2	65.1	65.1	65.5	65.92
65.8	65.6	65.1	65.0	65.0	64.9	64.9	64.8	64.8	64.8	65.0	65.3	66.10
66.0	65.9	65.8	65.6	65.5	65.2	65.1	65.0	65.1	65.1	65.1	65.5	66.51
66.2	66.0	66.0	65.9	65.7	65.5	65.5	65.4	65.2	65.2	65.4	65.8	66.90
66.6	66.2	66.1	66.0	66.0	66.0	65.9	65.9	65.8	65.8	65.9	66.0	67.20
—	—	—	—	—	—	—	—	—	—	—	—	66.85
66.9	66.8	66.5	66.2	66.0	66.0	65.9	65.8	65.8	65.7	65.6	65.8	67.69
66.9	66.7	66.5	66.1	66.0	65.9	65.8	65.8	65.7	65.6	66.1	66.6	67.37
67.9	67.6	67.2	67.0	66.8	66.7	66.5	66.2	66.1	66.1	66.0	66.6	67.80
67.0	66.9	66.9	66.7	66.5	66.5	66.3	66.0	66.0	66.0	66.1	66.3	69.19
67.8	67.3	67.0	66.9	66.8	66.6	66.3	66.1	66.2	66.1	66.3	66.8	70.05
69.4	69.0	68.7	68.2	68.0	67.9	67.8	67.6	67.5	67.5	67.8	68.1	70.22
—	—	—	—	—	—	—	—	—	—	—	—	69.59
69.8	69.6	69.4	69.2	69.1	68.9	68.9	68.7	68.5	68.5	68.7	68.9	69.27
70.0	69.9	69.7	69.4	69.2	69.1	69.1	69.0	68.9	68.8	68.9	69.2	68.83
69.6	69.2	69.0	68.9	68.8	68.6	68.3	68.1	68.1	68.2	68.2	68.4	68.61
69.1	69.1	69.1	69.0	68.9	68.8	68.7	68.7	68.4	68.1	68.5	68.5	68.46
68.9	68.5	68.3	68.0	67.9	67.9	67.8	67.7	67.6	67.5	67.7	67.9	69.75
68.2	68.1	68.1	68.0	67.8	67.7	67.6	67.7	67.7	67.7	67.7	67.8	69.30
—	—	—	—	—	—	—	—	—	—	—	—	69.39
68.0	67.9	67.8	67.8	67.7	67.6	67.6	67.5	67.4	67.3	67.7	67.9	68.25
69.8	69.6	69.0	68.9	68.9	68.8	68.6	68.5	68.5	68.5	68.4	68.7	68.96
69.4	69.1	69.0	68.9	68.7	68.6	68.2	68.0	68.0	68.0	68.0	68.1	70.19
69.6	69.3	69.1	69.0	68.7	68.5	68.5	68.4	68.2	68.2	68.2	68.0	
68.0	68.0	67.9	67.8	67.7	67.5	67.4	67.2	67.1	67.1	67.2	67.7	
69.1	68.9	68.7	68.3	68.0	67.9	67.8	67.7	67.6	67.6	67.7	68.0	
—	—	—	—	—	—	—	—	—	—	—	—	
69.9	69.7	69.6	69.1	69.0	68.9	68.9	68.7	68.6	68.5	68.9	69.0	
67.98	67.75	67.56	67.37	67.22	67.10	66.99	66.84	66.76	66.73	66.86	67.15	68.10

HORIZONTAL FORCE.													
One Scale Division = .00021 parts of the H.F. Change in the Magnetic moment of the Bar for 1° Fah. = .00028.													
Mean Göttingen Time.	0h.	1h.	2h.	3h.	4h.	5h.	6h.	7h.	8h.	9h.	10h.	11h.	
	Sc. Div.	Sc. Div.	Sc. Div.	Sc. Div.	Sc. Div.	Sc. Div.	Sc. Div.	Sc. Div.	Sc. Div.	Sc. Div.	Sc. Div.	Sc. Div.	
FEBRUARY.	2	50.1	50.7	49.0	45.9	43.4	41.0	39.4	37.9	37.9	37.5	38.1	39.6
	3	46.0	46.6	46.1	44.5	41.5	41.5	40.1	39.7	39.2	39.0	38.6	38.9
	4	45.5	46.4	45.8	44.1	41.4	40.1	39.5	38.2	39.1	39.2	39.2	39.9
	5	48.2	48.1	46.4	44.9	43.2	41.1	40.3	40.1	40.6	40.9	41.1	41.2
	6	47.0	46.0	45.0	44.0	43.5	41.7	42.0	41.8	41.5	41.6	41.6	41.9
	7	44.9	44.1	43.1	43.1	40.0	38.1	37.8	38.0	39.8	40.0	40.9	40.5
	8	—	—	—	—	—	—	—	—	—	—	—	—
	9	45.8	44.1	42.1	33.3	36.1	35.3	35.0	35.1	35.1	35.1	34.9	36.1
	10	46.0	43.7	49.1	45.1	41.9	40.1	37.6	37.8	38.9	38.9	38.9	39.1
	11	45.8	46.1	45.6	44.3	41.9	41.0	40.0	40.2	40.1	40.8	40.8	41.4
	12	49.5	49.7	47.5	45.1	43.7	42.1	41.5	41.5	41.2	40.9	41.1	40.5
	13	51.0	50.1	48.1	45.4	43.9	43.0	42.7	42.8	42.8	42.2	41.3	40.2
	14	51.6	51.8	50.2	48.2	47.2	45.7	44.8	43.6	45.1	44.9	41.0	40.8
	15	—	—	—	—	—	—	—	—	—	—	—	—
	16	48.6	46.9	45.2	43.3	43.0	41.3	39.4	36.7	39.3	38.3	34.4	37.4
	17	45.1	45.6	44.0	42.7	41.1	39.2	38.9	39.7	38.8	40.9	39.0	37.7
	18	47.7	49.0	47.9	44.8	44.2	43.0	41.3	39.0	37.0	37.5	39.2	38.7
	19	48.0	50.2	51.2	49.2	46.8	43.2	41.0	39.7	39.1	39.0	39.1	39.2
	20	48.0	48.8	49.0	46.9	44.2	42.7	41.6	40.8	40.2	40.0	39.4	39.2
	21	47.3	47.2	45.4	42.9	39.9	37.8	35.6	36.9	36.5	36.3	36.7	36.7
	22	—	—	—	—	—	—	—	—	—	—	—	—
	23	45.5	45.7	44.9	43.2	41.2	39.4	38.3	37.9	37.1	37.1	36.8	36.8
	24	46.0	46.1	45.1	43.2	41.6	39.7	39.0	38.8	38.2	37.9	37.2	37.0
	25	48.3	48.5	48.1	45.7	43.2	40.8	37.1	35.0	34.2	32.1	27.4	27.0
	26	42.2	42.0	41.0	39.1	35.8	34.2	32.1	30.0	31.4	33.1	32.6	32.8
	27	42.1	42.5	41.9	40.8	38.9	37.9	37.0	36.7	35.8	34.9	34.7	34.1
	28	43.5	44.2	43.3	41.0	38.2	36.2	35.8	35.1	35.1	34.4	33.9	34.2
	March 1	—	—	—	—	—	—	—	—	—	—	—	—
Hourly Means	46.82	46.84	46.04	43.78	41.91	40.25	39.08	38.46	38.50	38.44	37.83	37.95	

TEMPERATURE OF THE BIFILAR MAGNET.													
FEBRUARY.	2	69.5	70.0	70.9	71.8	72.4	73.0	73.1	73.1	72.9	72.1	71.9	71.4
	3	70.6	71.1	71.9	72.4	72.7	72.9	73.0	73.0	72.8	72.1	71.9	71.7
	4	70.8	71.0	71.2	71.5	71.9	72.0	72.2	72.1	71.9	71.4	71.1	70.9
	5	69.9	70.1	70.4	70.8	71.0	71.2	71.0	71.0	70.8	70.2	70.0	69.9
	6	69.6	70.0	70.4	70.8	70.9	71.1	71.1	70.9	70.7	70.1	69.9	69.8
	7	69.2	69.8	70.0	70.0	70.1	70.2	70.3	70.2	70.0	69.9	69.8	69.6
	8	—	—	—	—	—	—	—	—	—	—	—	—
	9	69.7	70.0	70.7	71.1	71.4	71.6	71.8	71.7	71.1	70.9	70.8	70.5
	10	69.3	69.8	70.1	70.9	71.0	71.0	71.2	71.0	70.8	70.2	70.0	69.7
	11	68.9	69.4	69.9	70.0	70.5	70.8	70.7	70.2	70.0	69.7	69.4	69.1
	12	68.9	69.1	69.7	70.0	70.1	70.4	70.3	70.1	70.0	69.8	69.5	69.1
	13	68.6	68.9	68.9	69.1	69.4	69.7	69.8	69.7	69.5	69.1	69.0	68.9
	14	68.2	68.6	69.0	69.7	70.0	70.3	70.5	70.5	70.0	69.9	69.8	69.2
	15	—	—	—	—	—	—	—	—	—	—	—	—
	16	68.9	69.6	70.1	70.9	71.8	72.2	72.4	72.0	71.8	71.0	70.9	70.5
	17	69.1	69.8	70.0	70.7	71.0	70.9	70.9	70.6	70.4	70.0	69.9	69.8
	18	70.0	70.2	70.5	70.5	70.8	70.8	70.7	70.4	70.1	70.0	69.8	69.7
	19	69.9	70.4	70.8	71.1	71.9	72.7	73.0	73.1	72.9	72.2	71.9	71.4
	20	71.2	72.1	72.7	73.0	73.3	73.4	73.6	73.4	73.0	72.9	72.3	71.9
	21	71.7	73.0	73.9	74.1	74.4	74.6	74.6	74.7	74.5	74.0	73.4	73.0
	22	—	—	—	—	—	—	—	—	—	—	—	—
	23	72.1	73.2	74.6	75.7	76.4	76.7	76.8	76.6	75.9	75.1	74.7	74.0
	24	72.4	73.0	73.8	74.0	74.3	74.7	74.9	75.0	74.8	74.1	73.9	73.4
	25	72.0	72.7	73.0	73.8	74.0	74.0	73.8	73.6	73.1	72.9	72.6	72.6
	26	72.0	72.1	72.2	72.4	72.4	72.2	72.0	72.0	71.9	71.8	71.6	71.1
	27	71.4	72.0	72.8	73.0	73.1	73.9	74.1	74.3	74.0	73.8	73.0	73.0
	28	72.8	73.6	74.2	74.9	75.7	76.0	76.4	76.7	76.0	75.5	75.0	74.3
	March 1	—	—	—	—	—	—	—	—	—	—	—	—
Hourly Means	70.70	70.81	71.32	71.78	72.10	72.35	72.43	72.29	72.04	71.61	71.34	71.02	

HORIZONTAL FORCE.

One Scale Division = .00021 parts of the H. F. Change in the Magnetic moment of the Bar for 1° Fahr. = .00028.

12h.	13h.	14h.	15h.	16h.	17h.	18h.	19h.	20h.	21h.	22h.	23h.	Daily and Monthly Means.
Sc. Div.	Sc. Div.	Sc. Div.	Sc. Div.	Sc. Div.	Sc. Div.	Sc. Div.	Sc. Div.	Sc. Div.	Sc. Div.	Sc. Div.	Sc. Div.	Sc. Div.
38.9	39.2	40.1	39.8	40.1	40.3	40.2	39.9	40.1	41.3	43.1	46.0	41.65
39.6	40.0	40.2	40.7	40.0	40.0	40.1	40.0	40.0	42.0	44.2	45.1	41.40
39.9	40.2	40.5	41.2	41.0	40.9	41.0	41.2	43.0	44.8	46.9	48.2	41.97
41.3	41.8	41.8	42.0	42.0	42.1	42.1	42.0	43.1	44.4	46.1	47.1	43.00
42.1	42.1	43.0	44.2	43.4	43.8	43.7	43.0	43.0	43.9	45.0	44.6	43.31
—	—	—	—	—	—	—	—	—	—	—	—	—
46.9	45.9	45.2	47.2	46.1	45.4	45.3	45.2	45.4	45.7	41.6	46.0	43.17
36.3	37.8	38.5	42.3	38.5	38.0	38.3	38.4	39.1	40.3	42.2	44.0	38.40
39.5	40.1	39.5	40.9	41.1	41.6	41.2	41.6	41.2	43.2	44.2	45.6	41.53
41.6	41.8	42.8	43.6	44.0	43.3	43.1	43.1	43.0	44.3	47.0	48.8	43.10
40.1	40.0	40.2	40.8	41.0	41.1	41.2	41.4	42.5	44.7	47.1	49.9	43.10
39.7	41.8	41.2	42.9	42.0	42.2	42.4	42.0	42.5	44.1	46.2	49.0	43.73
—	—	—	—	—	—	—	—	—	—	—	—	—
42.0	41.2	42.0	42.8	42.9	43.9	43.8	42.2	44.2	43.7	45.8	47.5	44.87
36.7	38.0	39.7	39.4	39.3	40.0	40.5	40.2	40.1	40.3	41.9	43.4	40.55
39.0	40.4	40.1	40.0	40.4	40.9	41.2	41.5	42.0	42.7	43.9	45.1	41.25
39.5	40.0	40.2	40.5	40.7	41.0	41.4	41.5	41.3	42.5	42.9	45.0	41.91
39.9	39.6	39.9	39.8	39.9	40.1	40.8	40.8	41.2	43.1	45.2	46.9	42.62
37.8	36.7	36.2	38.3	39.2	40.0	40.1	40.0	41.5	42.5	44.7	45.6	41.81
—	—	—	—	—	—	—	—	—	—	—	—	—
38.4	38.7	—	39.4	39.8	40.0	39.8	40.3	40.8	41.5	44.3	45.4	40.33
36.9	37.9	38.1	38.7	39.0	39.1	39.5	39.2	39.1	40.1	42.7	44.7	39.95
37.3	37.3	37.8	38.9	38.9	38.2	38.2	38.3	39.0	41.1	44.3	47.0	40.25
27.0	27.5	31.9	33.2	34.8	36.0	36.7	34.4	34.4	34.9	38.4	39.0	36.48
35.1	36.2	37.2	37.7	37.3	36.9	37.0	36.5	36.7	39.0	39.2	40.9	36.50
34.9	35.6	36.3	36.7	36.2	35.7	35.2	35.4	35.9	36.9	39.2	42.2	37.40
—	—	—	—	—	—	—	—	—	—	—	—	—
33.8	35.1	35.6	36.1	36.9	37.1	37.1	36.9	38.1	39.2	41.9	45.1	37.82
38.51	38.95	39.48	40.29	40.19	40.32	40.41	40.21	40.72	41.93	43.67	45.50	41.09

TEMPERATURE OF THE BIFILAR MAGNET.

71.0	70.7	70.4	70.1	70.0	69.9	69.7	69.6	69.6	69.7	69.8	69.9	70.94
71.1	71.0	71.0	70.9	70.9	70.8	70.7	70.6	70.4	70.4	70.5	70.6	71.46
70.8	70.7	70.3	70.0	70.0	69.9	69.7	69.4	69.4	69.3	69.3	69.5	70.68
69.7	69.5	69.4	69.1	69.0	68.9	68.9	68.8	68.7	68.7	68.8	69.0	69.78
69.7	69.4	69.3	69.1	69.0	69.0	68.9	68.8	68.8	68.8	68.8	69.0	69.75
—	—	—	—	—	—	—	—	—	—	—	—	—
70.0	70.0	69.8	69.8	69.7	69.6	69.5	69.4	69.3	69.1	69.2	69.4	69.75
70.1	69.9	69.7	69.6	69.2	69.0	69.0	68.9	69.0	69.0	69.0	69.0	70.11
69.3	69.1	69.0	68.9	68.8	68.6	68.6	68.4	68.2	68.2	68.2	68.4	69.53
69.0	68.8	68.8	68.6	68.6	68.5	68.4	68.3	68.3	68.3	68.1	68.5	69.20
69.0	69.0	68.9	68.8	68.7	68.7	68.6	68.4	68.3	68.2	68.2	68.2	69.17
68.8	68.7	68.5	68.1	68.0	68.0	67.9	67.9	67.9	67.9	68.0	68.0	68.68
—	—	—	—	—	—	—	—	—	—	—	—	—
69.0	68.8	68.8	68.6	68.3	68.1	68.0	67.9	67.9	67.8	67.9	68.3	68.96
70.0	69.9	69.9	69.6	69.5	69.3	69.3	69.2	69.1	69.1	69.0	69.0	70.21
69.7	69.6	69.4	69.3	69.2	69.0	69.0	69.0	68.9	69.0	69.1	69.6	69.75
69.5	69.3	69.0	68.9	68.9	68.9	68.8	68.8	68.7	68.7	68.9	69.2	69.63
71.0	70.8	70.7	70.3	70.0	69.9	69.8	69.4	69.2	69.2	69.2	70.2	70.90
71.4	71.0	70.9	70.3	70.0	69.9	69.7	69.1	69.0	69.0	69.2	70.0	71.35
—	—	—	—	—	—	—	—	—	—	—	—	—
73.0	72.8	—	71.9	71.7	71.4	71.2	71.0	71.0	71.0	71.0	71.6	72.76
73.7	73.1	72.9	72.6	72.0	71.9	71.8	71.7	71.7	71.7	71.8	72.1	73.70
73.0	72.9	72.7	72.4	72.0	71.9	71.9	71.8	71.6	71.6	71.7	71.9	73.07
72.4	72.2	72.1	72.0	71.8	71.6	71.6	71.6	71.5	71.4	71.2	71.5	72.46
71.0	70.9	70.9	70.9	70.8	70.8	70.7	70.6	70.5	70.5	70.9	71.0	71.38
73.0	72.8	72.8	72.4	72.2	72.1	72.0	72.0	72.0	71.9	71.9	72.1	72.73
—	—	—	—	—	—	—	—	—	—	—	—	—
73.7	73.1	72.8	72.1	72.0	71.9	71.5	71.3	71.3	71.3	71.7	72.1	73.58
70.79	70.58	70.35	70.18	70.01	69.90	69.80	69.66	69.60	69.57	69.66	69.92	70.81

HORIZONTAL FORCE.													
One Scale Division = '00021 parts of the H. F. Change in the Magnetic moment of the Bar for 1° Fah. = '00028.													
Mean G ^{ttin-} gen Time.	0h.	1h.	2h.	3h.	4h.	5h.	6h.	7h.	8h.	9h.	10h.	11h.	
MARCH.	2	46°9	47°8	47°0	43°0	38°2	36°1	35°5	34°6	34°0	33°8	33°3	
	3	44°2	44°9	43°9	41°1	38°8	34°0	34°9	35°1	35°0	34°9	34°8	
	4	46°8	46°9	45°1	41°9	39°2	35°7	36°0	35°0	35°1	34°8	36°1	
	5	47°4	46°9	46°7	42°6	41°6	39°2	37°6	37°1	37°2	37°5	37°1	37°2
	6	45°9	46°0	45°3	44°7	43°1	41°3	40°1	38°9	38°0	37°9	37°9	38°2
	7	49°3	50°1	48°9	46°1	42°5	41°0	39°5	38°8	38°6	37°8	37°1	37°1
	8	—	—	—	—	—	—	—	—	—	—	—	—
	9	47°9	47°2	45°8	43°2	40°9	37°8	37°0	37°4	38°2	38°6	39°0	39°1
	10	52°5	51°1	48°5	45°3	42°1	39°3	37°9	37°2	37°7	37°4	37°3	37°9
	11	49°9	49°2	47°1	44°9	42°9	39°9	38°3	37°2	36°1	35°0	36°6	38°3
	12	46°8	46°8	44°0	41°0	39°2	37°3	35°9	35°9	35°9	36°1	36°7	35°9
	13	49°1	44°6	39°5	32°8	29°8	26°1	23°2	26°8	26°9	28°1	26°0	24°5
	14	41°2	39°2	37°2	33°9	31°8	29°2	29°2	29°0	29°2	29°6	34°1	36°4
	15	—	—	—	—	—	—	—	—	—	—	—	—
	16	43°1	42°1	41°0	38°1	34°2	32°8	32°0	31°3	26°9	26°0	30°3	26°8
	17	41°2	36°6	33°7	31°2	32°1	30°9	31°2	31°2	30°4	29°9	34°6	32°4
	18	40°9	43°3	41°7	40°0	37°8	35°2	33°4	32°3	32°1	32°2	34°8	32°9
	19	43°6	43°6	43°0	39°5	39°1	37°8	35°8	34°2	33°3	33°1	34°0	34°5
	20	43°6	44°1	43°1	42°1	40°0	38°6	37°8	36°1	35°4	36°1	36°1	36°0
	21	42°4	42°7	41°3	39°3	36°6	36°1	36°2	34°9	33°3	32°1	32°9	33°9
	22	—	—	—	—	—	—	—	—	—	—	—	—
	23	49°1	48°9	47°7	45°7	43°6	41°3	40°8	38°5	37°3	37°5	38°2	37°9
	24	49°1	48°0	48°1	45°7	41°7	39°7	37°6	36°1	35°6	36°1	36°1	36°4
	25	51°2	51°5	49°1	46°0	43°1	42°1	40°9	40°0	39°8	39°8	39°8	39°2
	26	47°2	47°9	48°0	41°6	40°5	39°2	38°3	36°5	36°9	34°8	35°0	36°3
	27	45°1	44°6	43°7	40°3	35°1	35°0	35°7	34°2	36°0	36°0	35°9	35°0
	28	48°2	47°9	46°3	44°1	40°3	37°8	37°1	37°1	36°8	35°4	35°9	36°5
	29	—	—	—	—	—	—	—	—	—	—	—	—
	30	51°8	51°1	52°1	49°2	45°6	42°5	41°2	40°0	37°7	38°2	38°8	39°0
	31	52°0	52°1	51°3	47°8	44°7	42°0	41°4	41°1	40°8	40°8	40°0	38°5
	Hourly Means	46°78	46°35	44°97	41°97	39°40	37°23	36°33	35°63	35°16	34°98	35°75	35°51

TEMPERATURE OF THE BIFILAR MAGNET.													
MARCH.	2	73°0	74°0	75°1	76°5	77°2	77°9	78°0	78°0	77°5	76°8	76°0	75°3
	3	74°2	74°9	75°0	75°0	76°0	76°8	77°0	77°1	76°7	76°0	75°2	74°9
	4	72°9	73°2	74°0	74°6	75°2	75°9	76°0	75°9	75°3	74°9	74°1	74°0
	5	73°0	73°8	74°2	74°9	75°4	75°6	75°6	75°0	74°6	74°0	73°8	73°4
	6	72°1	72°6	73°0	73°8	74°0	74°0	74°1	73°9	73°5	73°0	72°7	72°3
	7	72°0	72°7	73°0	73°0	73°0	73°7	73°8	73°7	73°1	72°8	72°1	72°0
	8	—	—	—	—	—	—	—	—	—	—	—	—
	9	71°4	72°0	72°6	73°0	73°4	73°8	73°8	73°6	73°0	72°7	72°0	71°8
	10	71°4	72°0	73°0	73°7	74°0	74°5	74°9	74°8	74°3	73°9	73°2	72°9
	11	71°1	71°9	72°9	73°2	74°6	74°8	74°6	74°2	73°8	73°3	73°1	72°7
	12	72°0	72°7	73°3	73°9	74°1	74°3	74°0	74°0	73°8	73°0	72°8	72°2
	13	71°1	71°4	71°8	72°4	73°0	73°7	74°0	74°1	74°0	73°8	73°1	72°9
	14	72°0	72°2	72°9	73°1	73°7	73°7	73°5	73°1	72°9	72°7	72°2	72°0
	15	—	—	—	—	—	—	—	—	—	—	—	—
	16	72°7	72°9	73°3	74°0	74°7	75°0	74°9	74°5	74°0	73°9	73°4	73°2
	17	72°4	72°8	73°2	73°6	73°9	74°0	74°1	74°1	73°9	73°7	73°0	72°9
	18	72°8	73°1	74°0	74°9	75°2	75°3	75°2	74°9	74°2	74°0	73°8	73°7
	19	73°1	73°5	73°9	74°2	74°7	74°9	74°9	74°4	74°2	74°0	73°8	73°3
	20	72°4	72°9	73°1	73°4	73°9	73°9	73°8	73°2	73°0	72°9	72°6	72°0
	21	71°1	71°8	72°6	73°0	73°5	73°8	73°8	73°6	73°0	72°7	72°2	72°0
	22	—	—	—	—	—	—	—	—	—	—	—	—
	23	70°5	70°7	70°9	70°9	71°0	71°0	71°3	71°1	71°0	70°8	70°5	70°5
	24	70°2	71°1	71°8	72°2	72°8	73°0	73°0	72°9	72°6	72°0	71°8	71°3
	25	70°8	71°4	72°0	72°8	73°2	73°3	73°1	72°9	72°7	72°0	71°7	71°2
	26	71°0	71°8	72°0	72°5	72°9	73°0	73°0	72°8	72°3	72°0	71°6	71°2
	27	70°8	71°4	72°0	72°9	73°4	73°7	73°8	73°8	73°0	72°8	72°1	71°9
	28	71°2	72°0	72°9	73°5	74°0	74°1	74°3	74°1	73°7	73°0	72°6	72°0
	29	—	—	—	—	—	—	—	—	—	—	—	—
	30	71°8	72°2	72°7	72°8	72°8	72°8	72°7	72°4	72°1	71°8	71°6	71°1
	31	70°5	71°0	71°7	72°4	72°9	73°2	73°6	73°5	73°0	72°5	72°0	71°7
	Hourly Means	71°83	72°38	72°95	73°47	73°94	74°22	74°26	74°06	73°66	73°27	72°81	72°48

HORIZONTAL FORCE.

One Scale Division = '00021 parts of the H.F. Change in the Magnetic moment of the Bar for 1° Fah°. = '00028.

12h.	13h.	14h.	15h.	16h.	17h.	18h.	19h.	20h.	21h.	22h.	23h.	Daily and Monthly Means.
Sc. Div. 34.0	Sc. Div. 34.9	Sc. Div. 35.8	Sc. Div. 36.1	Sc. Div. 36.4	Sc. Div. 37.0	Sc. Div. 37.3	Sc. Div. 37.2	Sc. Div. 37.7	Sc. Div. 39.1	Sc. Div. 41.1	Sc. Div. 42.2	Sc. Div. 38.03
34.9	36.0	36.0	36.0	36.7	37.2	37.0	37.0	37.5	39.1	41.9	44.0	37.88
36.2	37.1	37.2	37.1	37.2	36.9	37.5	37.1	37.8	39.9	42.2	45.3	38.75
37.7	37.9	38.0	38.0	38.1	38.5	38.4	38.4	38.6	39.1	41.4	43.3	39.81
38.8	39.2	39.4	39.4	39.9	40.1	40.2	40.7	41.6	43.0	45.3	48.1	41.37
—	—	—	—	—	—	—	—	—	—	—	—	—
38.9	38.9	39.5	40.1	40.0	40.2	40.2	40.2	41.2	42.8	44.8	46.8	41.68
39.7	40.0	40.6	41.1	41.1	41.0	41.1	41.4	43.3	45.2	47.6	50.1	41.85
38.7	39.1	39.2	39.1	39.1	40.0	40.4	40.5	41.5	43.3	46.0	49.1	41.67
40.0	39.8	38.1	37.6	38.6	39.0	41.6	39.9	42.4	43.1	44.1	43.8	40.97
36.1	37.0	37.5	37.9	39.0	39.1	40.1	39.8	40.8	41.0	42.3	47.1	39.55
26.5	30.1	30.9	33.3	33.2	33.6	33.9	33.4	36.0	36.0	36.6	38.1	32.46
—	—	—	—	—	—	—	—	—	—	—	—	—
31.9	32.1	32.2	33.9	33.2	33.7	33.5	34.3	34.8	35.9	38.0	40.7	33.92
31.0	34.8	31.3	31.3	32.7	34.0	34.9	35.5	35.9	35.6	38.7	42.2	34.27
32.8	34.1	36.2	35.5	36.2	35.6	37.0	35.1	35.0	36.8	41.2	42.1	34.71
33.1	35.9	33.3	33.9	34.4	34.6	35.0	34.7	35.0	37.5	40.5	42.1	36.11
34.6	35.1	35.0	35.2	35.5	35.9	35.9	36.0	37.2	38.7	40.9	42.2	37.24
36.4	36.3	36.1	36.5	36.9	37.5	38.1	38.1	38.2	38.7	39.8	41.8	38.47
—	—	—	—	—	—	—	—	—	—	—	—	—
37.4	38.2	38.9	38.3	38.0	37.9	38.1	38.1	39.3	41.8	45.4	48.1	38.38
37.8	37.9	38.3	38.7	39.0	39.0	39.2	40.0	40.2	42.1	44.0	47.2	41.25
37.1	37.9	38.2	38.6	38.7	38.9	39.8	40.2	43.1	45.4	49.8	50.7	41.19
39.2	40.2	40.8	40.3	40.9	41.5	42.1	41.4	42.6	44.8	47.8	50.8	43.12
36.7	37.0	36.8	36.8	37.2	38.0	38.0	38.5	39.9	41.8	43.8	43.9	39.61
36.8	36.2	37.7	37.8	37.6	37.6	37.9	37.9	39.0	42.3	45.1	46.2	38.70
—	—	—	—	—	—	—	—	—	—	—	—	—
35.0	35.8	36.4	37.1	36.4	36.5	37.5	37.5	39.4	42.8	46.9	50.1	39.78
39.3	40.0	40.5	40.8	41.1	42.0	42.5	42.8	43.9	46.6	50.1	52.0	43.70
40.1	39.8	39.9	41.1	41.0	41.8	42.1	42.1	43.9	47.0	49.8	51.7	43.87
36.18	36.97	37.07	37.37	37.62	37.97	38.43	38.38	39.45	41.13	43.66	45.76	39.17

TEMPERATURE OF THE BIFILAR MAGNET.

75.0	74.2	74.0	73.7	73.2	73.0	72.8	72.6	72.2	72.1	72.7	73.2	74.75
74.4	74.2	73.9	73.8	73.3	73.1	73.0	72.9	72.8	72.8	72.7	72.8	74.52
73.7	73.2	73.0	72.9	72.9	72.7	72.5	72.1	72.0	72.0	72.0	72.6	73.65
73.0	72.9	72.6	72.1	72.0	72.0	71.9	71.8	71.8	71.6	71.8	72.0	73.28
72.1	71.9	71.8	71.7	71.6	71.2	71.0	70.9	70.8	70.8	70.9	71.1	72.28
—	—	—	—	—	—	—	—	—	—	—	—	—
71.8	71.5	71.4	71.2	71.0	70.8	70.8	70.7	70.5	70.4	70.5	70.9	71.93
71.6	71.1	71.1	71.0	70.9	70.9	70.7	70.5	70.3	70.2	70.5	70.9	71.78
72.5	72.0	71.9	71.8	71.5	71.2	71.0	70.9	70.8	70.8	71.0	71.0	72.46
72.4	72.1	72.0	71.9	71.8	71.7	71.2	71.1	71.1	71.1	71.0	71.6	72.47
72.0	71.9	71.7	71.6	71.5	71.2	71.1	71.0	71.0	71.0	71.0	71.1	72.34
72.8	72.6	72.3	72.1	72.0	71.9	71.9	71.7	71.6	71.5	71.7	71.8	72.47
—	—	—	—	—	—	—	—	—	—	—	—	—
73.7	73.3	73.0	73.0	72.9	72.8	72.4	72.3	72.3	72.2	72.3	72.5	72.78
73.0	72.9	72.8	72.7	72.5	72.1	72.0	71.9	71.9	71.8	72.0	72.1	73.09
72.9	72.7	72.5	72.3	72.1	72.0	71.9	71.9	71.8	71.8	71.9	72.0	72.81
73.6	73.0	73.0	73.0	72.9	73.0	72.9	72.8	72.8	72.4	72.5	72.8	73.57
73.0	72.9	72.5	72.3	72.1	72.0	72.0	71.9	71.8	71.7	71.8	72.0	73.12
71.9	71.7	71.1	71.0	70.9	70.8	70.5	70.4	70.3	70.3	70.4	70.8	71.97
—	—	—	—	—	—	—	—	—	—	—	—	—
70.6	70.5	70.5	70.4	70.2	70.0	69.9	69.8	69.8	69.8	69.9	70.2	71.45
70.3	70.2	70.2	70.2	70.0	70.0	69.9	69.9	69.9	69.9	69.7	69.9	70.43
71.1	70.9	70.7	70.5	70.4	70.3	70.1	69.9	69.7	69.6	69.8	70.0	71.15
71.0	70.9	70.5	70.1	70.0	69.9	69.7	69.6	69.5	69.5	69.8	70.3	71.16
71.0	70.9	70.8	70.7	70.7	70.6	70.3	70.0	70.0	69.8	69.9	70.0	71.28
71.7	71.5	71.3	71.0	70.9	70.7	70.7	70.6	70.4	70.3	70.2	70.8	71.74
—	—	—	—	—	—	—	—	—	—	—	—	—
72.6	72.0	71.8	71.7	71.5	71.4	71.2	71.0	70.9	70.8	70.9	71.2	72.27
70.9	70.8	70.3	70.1	70.0	69.9	69.9	69.8	69.9	69.9	70.0	70.1	71.18
71.3	71.0	70.9	70.7	70.6	70.3	70.0	70.0	70.0	70.0	70.2	70.8	71.41
72.30	72.03	71.83	71.67	71.52	71.37	71.20	71.08	71.00	70.93	71.04	71.33	72.36

HORIZONTAL FORCE.													
One Scale Division = '00021 parts of the H. F. Change in the Magnetic moment of the Bar for 1° Fah ^t . = '00028.													
Mean Göttingen Time. } 1h. 2h. 3h. 4h. 5h. 6h. 7h. 8h. 9h. 10h. 11h.	0h.	1h.	2h.	3h.	4h.	5h.	6h.	7h.	8h.	9h.	10h.	11h.	
APRIL.	Sc. Div.	Sc. Div.	Sc. Div.	Sc. Div.	Sc. Div.	Sc. Div.	Sc. Div.	Sc. Div.	Sc. Div.	Sc. Div.	Sc. Div.	Sc. Div.	
	1	49'5	49'5	47'6	45'3	42'1	40'9	39'3	39'9	40'0	39'9	38'9	39'2
	2	45'0	45'2	43'9	42'9	42'4	42'0	43'1	42'7	41'9	42'2	42'3	42'8
	3	53'2	53'1	51'4	47'0	44'3	42'6	41'2	39'9	38'8	39'1	39'0	39'1
	4	51'0	53'8	53'5	49'9	45'8	42'4	38'9	36'4	37'2	37'1	37'0	37'9
	5	—	—	—	—	—	—	—	—	—	—	—	—
	6	48'1	45'4	42'1	35'2	34'9	31'1	26'6	25'5	22'0	18'0	22'2	26'4
	7	38'7	38'1	36'3	36'1	34'1	32'1	29'3	27'2	27'6	28'1	27'0	28'1
	8	41'9	40'8	39'9	37'3	34'2	32'4	30'5	29'0	30'3	29'8	31'3	32'2
	9	44'2	44'9	43'2	41'0	38'7	36'3	35'0	34'2	34'2	35'0	36'2	36'4
	10	a—	—	—	—	—	—	—	—	—	—	—	—
	11	49'1	48'0	46'5	43'0	40'0	36'3	35'0	32'6	34'9	33'9	35'9	37'3
	12	—	—	—	—	—	—	—	—	—	—	—	—
	13	48'1	49'8	47'2	44'1	42'2	38'2	33'0	29'2	33'0	31'2	37'1	33'8
	14	50'9	48'4	45'8	44'1	42'9	40'1	39'2	37'7	33'9	34'1	35'0	33'9
	15	50'9	49'7	49'8	48'0	43'5	41'9	40'9	38'5	35'6	38'3	34'5	32'5
	16	40'2	41'3	40'6	35'0	32'3	30'2	26'2	28'0	25'2	26'4	30'4	27'2
	17	43'1	44'1	43'9	39'9	40'5	38'8	33'0	34'3	35'1	34'2	36'1	33'6
	18	49'0	48'8	47'0	44'8	41'2	39'0	37'1	36'0	36'4	36'9	37'1	36'6
	19	—	—	—	—	—	—	—	—	—	—	—	—
	20	50'3	50'3	48'2	46'2	43'6	42'0	41'5	38'9	37'1	36'4	37'0	35'8
	21	49'9	49'1	48'1	45'9	43'5	41'9	40'8	39'8	39'3	39'1	39'2	39'1
	22	55'8	52'9	50'2	47'1	42'8	40'3	40'3	38'3	37'4	36'1	38'0	37'8
	23	54'0	53'8	53'1	49'0	46'2	44'2	42'2	40'9	40'5	43'1	42'3	42'2
	24	50'7	50'8	48'1	45'3	43'8	43'1	41'9	41'2	40'9	42'1	43'1	42'9
	25	49'2	49'3	49'8	47'1	42'7	41'3	39'8	39'8	38'1	38'0	39'8	40'2
	26	—	—	—	—	—	—	—	—	—	—	—	—
	27	52'1	53'4	50'0	44'2	40'0	38'5	37'1	37'0	38'0	38'0	38'0	38'4
	28	51'7	51'2 ^b	49'0	45'3	43'1	41'1	39'9	38'8	38'9	38'8	39'0	39'1
	29	55'2	56'0	54'3	51'6	48'0	43'5	40'8	39'7	40'2	40'2	40'0	40'2
	30	52'8	53'1	51'3	45'8	43'8	41'8	40'2	38'9	38'8	39'4	39'2	39'2
Hourly Means	49'02	48'83	47'23	44'04	41'46	39'28	37'31	36'18	35'81	35'82	36'62	36'48	
TEMPERATURE OF THE BIFILAR MAGNET.													
APRIL.	1	71'0	71'7	71'7	71'7	72'0	72'5	73'0	72'9	72'7	72'0	71'7	71'3
	2	71'0	71'5	71'9	72'2	72'8	73'1	73'4	73'2	72'9	72'5	72'0	71'8
	3	70'8	71'1	71'8	72'1	73'0	73'2	73'1	73'0	72'8	72'0	71'9	71'7
	4	71'1	71'9	72'5	73'0	73'7	74'0	74'3	74'2	73'8	73'2	72'8	72'1
	5	—	—	—	—	—	—	—	—	—	—	—	—
	6	71'0	71'4	72'0	72'8	73'0	73'8	74'1	74'1	73'9	73'6	73'1	72'9
	7	72'0	73'0	74'1	75'0	76'0	76'8	76'8	76'5	75'9	75'0	74'7	74'0
	8	72'9	73'9	74'5	75'0	75'8	76'0	76'0	75'7	75'1	74'7	74'0	73'8
	9	72'7	73'0	73'1	73'4	73'9	74'0	74'0	73'9	73'5	73'0	72'6	72'3
	10	a—	—	—	—	—	—	—	—	—	—	—	—
	11	70'6	71'1	71'7	72'3	72'9	73'1	73'0	72'9	72'1	72'0	71'7	71'1
	12	—	—	—	—	—	—	—	—	—	—	—	—
	13	70'0	70'2	70'7	71'0	71'3	71'7	71'7	71'5	71'2	71'1	70'9	70'8
	14	69'9	69'9	70'0	70'0	70'6	70'7	70'7	70'5	70'2	70'0	70'0	69'9
	15	69'6	69'8	70'0	70'8	71'2	71'8	71'8	71'7	71'2	71'0	70'9	70'6
	16	70'8	71'7	72'3	73'1	73'8	74'1	74'5	74'1	73'9	73'1	72'8	72'1
	17	70'9	71'0	71'0	71'4	71'6	71'4	71'1	71'0	70'9	70'7	70'7	70'5
	18	70'5	70'9	71'1	71'6	71'8	71'8	71'9	71'4	71'0	70'9	70'7	70'5
	19	—	—	—	—	—	—	—	—	—	—	—	—
	20	69'4	69'7	70'1	70'2	70'8	71'0	71'0	70'9	70'8	70'3	70'0	69'9
	21	69'8	70'0	70'0	70'4	70'7	70'8	70'7	70'5	70'2	70'1	69'9	69'8
	22	69'3	69'8	69'9	70'1	70'1	70'2	70'1	70'0	69'9	69'7	69'3	69'4
	23	69'2	69'3	69'9	70'4	70'6	70'7	70'9	70'8	70'7	70'5	70'2	70'0
	24	68'8	69'0	69'0	69'3	69'8	70'0	70'0	69'8	69'6	69'1	69'0	68'9
	25	69'0	69'7	70'0	70'7	70'9	71'0	70'9	70'6	70'1	69'9	69'7	69'2
	26	—	—	—	—	—	—	—	—	—	—	—	—
	27	69'0	69'8	70'4	71'0	71'4	71'6	71'3	71'0	70'8	70'1	69'9	69'8
	28	69'0	69'8 ^b	70'0	70'1	70'8	71'0	71'0	70'9	70'8	70'4	70'0	69'9
	29	69'1	70'0	70'7	71'0	71'2	72'0	72'0	71'8	71'5	71'0	70'9	70'7
	30	69'6	69'8	70'3	70'8	71'2	71'4	71'4	71'1	70'9	70'7	70'2	70'0
	Hourly Means	70'28	70'76	71'15	71'58	72'04	72'31	72'35	72'16	71'86	71'46	71'18	70'92

^a Good Friday.

^b Two minutes late.

HORIZONTAL FORCE.

One Scale Division = '00021 parts of the H. F. Change in the Magnetic moment of the Bar for 1° Fah°. = '00023.

12h.	13h.	14h.	15h.	16h.	17h.	18h.	19h.	20h.	21h.	22h.	23h.	Daily and Monthly Means.
Sc. Div. 39'7	Sc. Div. 40'3	Sc. Div. 40'8	Sc. Div. 41'0	Sc. Div. 41'1	Sc. Div. 41'6	Sc. Div. 42'1	Sc. Div. 41'4	Sc. Div. 41'4	Sc. Div. 41'5	Sc. Div. 42'7	Sc. Div. 43'7	Sc. Div. 42'06
41'9	42'1	42'8	43'1	43'9	43'4	44'1	44'3	44'0	47'6	48'7	51'0	43'89
39'8	40'2	40'7	40'7	41'6	42'0	42'8	43'4	44'1	44'8	47'3	49'2	43'55
—	—	—	—	—	—	—	—	—	—	—	—	—
38'8	38'3	41'1	42'1	41'2	41'1	40'1	42'3	42'6	45'1	48'4	50'2	43'01
30'6	29'2	29'6	30'8	30'0	31'5	32'1	33'1	34'5	36'3	37'4	38'1	32'11
30'5	32'0	33'0	32'0	32'5	34'1	34'3	33'2	35'1	36'2	38'8	40'5	33'12
32'9	33'1	33'9	35'9	36'2	36'1	35'6	36'8	37'9	39'2	41'5	43'1	35'49
36'8	37'3	38'0	38'0	38'0	38'2	38'9	39'3	41'2	44'1	47'2	49'3	39'40
—	—	—	—	—	—	—	—	—	—	—	—	—
—	—	—	—	—	—	—	—	—	—	—	—	—
37'5	40'6	39'7	40'0	38'2	38'8	39'5	39'9	40'9	42'9	45'1	48'4	40'17
34'8	35'1	36'8	40'5	40'4	39'0	39'1	40'8	41'5	44'7	49'0	51'5	40'00
34'0	37'1	37'9	38'0	39'1	40'4	40'9	39'9	40'5	42'6	43'8	48'1	40'35
33'0	40'2	37'0	37'1	39'8	39'1	39'8	41'7	40'3	38'9	40'9	41'1	40'54
32'0	34'1	33'5	32'8	35'0	33'4	34'0	34'8	35'2	40'5	40'9	42'1	33'80
34'9	35'9	36'1	36'6	36'6	38'2	37'8	38'1	39'8	43'0	44'3	48'0	38'58
—	—	—	—	—	—	—	—	—	—	—	—	—
36'2	37'0	37'7	38'6	37'9	37'9	39'0	39'4	40'7	42'1	45'2	48'0	40'40
35'1	35'6	38'0	39'1	40'1	40'8	41'2	41'9	42'7	44'0	46'1	48'1	41'67
39'5	39'8	40'2	40'2	40'2	39'6	40'2	41'2	41'8	43'1	46'2	48'4	42'34
37'0	36'1	38'1	37'9	38'0	38'2	39'1	40'1	41'9	44'4	47'9	52'6	42'01
44'7	44'1	41'1	41'4	41'9	43'1	43'8	43'8	44'2	46'1	48'3	50'2	45'17
41'8	42'2	42'1	42'8	42'6	43'9	42'0	41'5	42'0	42'9	45'2	46'8	43'74
—	—	—	—	—	—	—	—	—	—	—	—	—
39'2	38'7	40'3	42'7	40'8	40'8	41'2	43'4	44'8	46'1	48'9	51'2	43'05
39'1	39'8	39'3	40'2	41'0	41'1	41'7	41'3	41'6	44'3	47'2	49'7	42'17
39'2	39'5	40'3	41'5	40'5	40'9	41'0	41'7	43'3	46'0	49'1	52'8	42'99
39'1	40'8	39'9	40'0	41'1	42'0	42'0	42'7	43'6	45'1	48'7	51'9	44'44
39'5	40'6	40'9	40'9	41'4	42'1	42'1	42'1	41'8	43'9	45'9	48'8	43'10
37'10	37'99	38'35	38'96	39'16	39'50	39'78	40'32	41'10	43'02	45'39	47'71	40'69

TEMPERATURE OF THE BIFILAR MAGNET.

71'1	70'9	70'9	70'8	70'6	70'3	70'1	70'0	70'0	70'0	70'0	70'4	71'22
71'2	71'0	70'9	70'9	70'8	70'8	70'6	70'4	70'1	70'1	70'1	70'5	71'49
71'2	71'0	70'9	70'8	70'6	70'5	70'2	70'1	70'1	70'1	70'1	70'5	71'36
—	—	—	—	—	—	—	—	—	—	—	—	—
71'7	71'4	71'1	71'0	70'9	70'8	70'6	70'5	70'4	70'2	70'3	70'6	71'92
72'8	72'5	72'2	71'8	71'3	71'0	70'9	70'7	70'4	70'4	70'6	71'0	72'14
73'7	73'0	72'9	72'7	72'5	72'4	72'2	72'1	72'0	71'9	72'0	72'1	73'72
73'3	73'0	72'8	72'5	72'0	72'0	71'9	71'9	71'9	71'9	71'9	72'1	73'52
72'0	71'8	71'7	71'4	71'1	71'0	70'9	70'7	70'6	70'5	70'7	70'9	72'20
—	—	—	—	—	—	—	—	—	—	—	—	—
70'8	70'8	70'8	70'7	70'4	70'4	70'2	70'2	70'2	70'1	70'0	70'0	71'21
70'7	70'5	70'2	70'2	70'1	70'1	70'1	70'0	70'0	69'9	69'9	69'9	70'57
69'8	69'7	69'6	69'5	69'2	69'1	69'1	69'1	69'1	69'2	69'2	69'3	69'76
70'3	70'0	70'0	70'0	70'0	70'0	69'9	69'9	69'8	69'8	69'9	70'0	70'42
71'9	71'8	71'3	71'2	71'0	70'9	70'9	70'7	70'7	70'6	70'5	70'8	72'02
70'2	70'1	70'0	70'0	69'9	69'9	69'9	69'8	69'7	69'7	69'8	70'0	70'47
—	—	—	—	—	—	—	—	—	—	—	—	—
69'7	69'2	69'0	69'0	68'9	68'8	68'6	68'6	68'6	68'6	68'7	69'1	70'04
69'5	69'3	69'2	69'1	68'9	68'9	68'8	68'8	68'8	68'8	68'9	69'2	69'68
69'4	69'1	69'0	69'0	68'9	68'8	68'8	68'8	68'8	68'8	68'8	69'0	69'59
69'7	69'7	69'8	69'6	69'4	69'5	69'2	69'1	69'2	69'1	69'1	69'2	69'60
69'8	69'2	69'1	69'0	68'9	68'9	68'8	68'7	68'5	68'5	68'7	68'7	69'58
68'8	68'6	68'2	68'0	68'0	68'0	67'9	67'9	68'0	68'1	68'1	68'7	68'77
—	—	—	—	—	—	—	—	—	—	—	—	—
68'8	68'6	68'6	68'4	68'2	68'1	68'0	68'0	68'0	67'9	68'0	68'3	69'19
69'6	69'4	69'2	69'0	68'9	68'6	68'8	68'6	68'4	68'2	68'2	68'8	69'66
69'5	69'1	69'0	68'9	68'9	68'9	68'9	68'7	68'6	68'5	68'7	68'9	69'60
70'2	69'9	69'8	69'4	69'2	69'1	69'0	68'9	69'0	69'0	69'0	69'1	70'15
69'8	69'3	69'3	69'1	69'0	68'9	68'9	68'9	68'8	68'7	68'9	69'0	69'83
70'62	70'36	70'22	70'08	69'90	69'83	69'73	69'64	69'59	69'54	69'60	69'84	70'71

HORIZONTAL FORCE.												
One Scale Division = '00021 parts of the H. F. Change in the Magnetic moment of the Bar for 1° Fah'. = '00028.												
Mean Göttingen Time. } MAY.	0h.	1h.	2h.	3h.	4h.	5h.	6h.	7h.	8h.	9h.	10h.	11h.
	Sc. Div.	Sc. Div.	Sc. Div.	Sc. Div.	Sc. Div.	Sc. Div.	Sc. Div.	Sc. Div.	Sc. Div.	Sc. Div.	Sc. Div.	Sc. Div.
1	50·0	50·4	48·4	44·9	42·0	40·3	39·5	39·0	38·7	39·1	39·9	39·3
2	53·8	54·1	52·1	49·2	45·5	42·5	39·9	39·2	38·2	38·8	38·0	37·6
3	—	—	—	—	—	—	—	—	—	—	—	—
4	50·7	50·0	48·8	43·4	35·0	29·1	29·0	30·3	26·3	24·8	22·8	21·8
5	42·7	41·2	38·7	36·5	35·7	34·2	32·1	32·3	31·0	30·4	29·0	29·2
6	42·2	43·7	41·2	38·0	35·4	34·0	33·4	32·8	34·1	34·2	33·9	33·4
7	45·0	44·2	44·2	42·9	40·8	37·2	33·5	31·9	32·2	32·0	33·9	33·9
8	46·7	45·1	42·5	41·9	39·7	36·1	34·0	32·9	33·3	32·0	33·0	34·5
9	53·0	48·2	46·3	41·8	37·6	33·7	33·2	34·9	31·4	27·9	29·8	31·8
10	—	—	—	—	—	—	—	—	—	—	—	—
11	49·6	47·9	46·0	42·9	41·9	41·0	40·3	39·6	39·7	38·2	38·5	38·9
12	37·0	40·2	40·4	38·7	34·1	34·0	30·1	32·9	26·1	27·8	29·3	26·2
13	48·6	45·6	41·3	39·7	38·9	35·9	33·2	35·1	33·1	35·9	34·5	34·0
14	47·0	47·0	45·0	41·6	37·0	36·1	36·2	35·0	36·8	37·1	37·0	36·9
15	48·8	48·9	46·5	42·8	40·8	38·9	37·8	36·9	37·0	37·3	37·7	39·0
16	50·7	49·5	47·8	47·1	45·8	44·3	42·0	40·3	40·2	40·0	40·0	39·2
17	—	—	—	—	—	—	—	—	—	—	—	—
18	59·0	59·2	58·8	55·4	49·9	46·6	44·0	43·0	43·1	43·6	43·1	44·2
19	51·2	51·2	53·4	48·7	44·2	40·0	37·8	35·0	34·9	36·0	36·7	37·0
20	44·2	44·2	42·7	39·8	37·1	34·8	34·9	34·8	34·0	34·8	35·8	35·9
21	44·9	44·0	46·5	40·1	37·6	37·0	37·0	36·8	37·3	38·4	38·7	39·0
22	49·8	49·0	46·2	42·2	40·8	39·6	37·9	35·7	36·1	37·0	37·4	38·1
23	52·1	51·0	48·4	44·0	41·2	37·0	37·5	37·3	38·0	39·0	39·8	40·6
24	—	—	—	—	—	—	—	—	—	—	—	—
25	47·7	46·1	44·8	40·3	38·5	40·3	40·4	38·0	39·9	38·8	38·9	39·5
26	53·3	53·4	51·0	49·1	47·0	45·2	43·9	42·5	42·8	43·1	43·3	43·6
27	52·0	50·7	48·9	46·8	45·0	43·5	42·9	41·8	41·8	42·3	42·7	43·0
28	53·2	53·2	52·8	50·9	47·4	45·0	43·3	42·7	41·8	41·8	42·1	42·4
29	50·9	49·8	47·3	47·8	46·8	45·9	45·2	45·7	44·1	44·6	45·0	43·0
30	49·8	51·2	49·7	46·0	45·1	43·9	39·9	37·6	39·0	39·2	38·9	43·7
31	—	—	—	—	—	—	—	—	—	—	—	—
Hourly Means	49·00	48·42	46·91	43·94	41·18	39·08	37·65	37·08	36·57	36·70	36·91	37·14

TEMPERATURE OF THE BIFILAR MAGNET.												
MAY.	1	2	3	4	5	6	7	8	9	10	11	12
1	69·2	69·7	70·1	71·0	71·6	71·8	71·9	71·8	71·2	70·9	70·5	70·2
2	69·1	69·8	70·0	70·6	71·1	71·5	71·8	71·5	71·0	70·8	70·3	70·0
3	—	—	—	—	—	—	—	—	—	—	—	—
4	70·0	70·8	71·1	71·8	72·0	72·7	72·7	72·5	72·1	71·8	71·7	71·7
5	70·3	70·8	71·1	71·5	71·6	71·7	71·4	71·1	71·0	70·8	70·5	70·1
6	70·1	70·6	70·9	71·3	71·8	71·8	71·8	71·6	71·1	70·8	70·2	70·0
7	69·7	70·1	70·6	70·9	70·9	70·8	70·6	70·6	70·4	70·1	69·9	69·8
8	69·7	69·9	70·0	70·1	70·0	70·0	69·9	69·4	69·0	68·9	68·8	68·7
9	68·9	69·1	69·6	69·9	70·2	70·6	70·7	70·3	69·9	69·6	69·2	68·9
10	—	—	—	—	—	—	—	—	—	—	—	—
11	67·0	67·4	67·9	68·1	68·6	68·8	68·7	68·7	68·3	68·0	67·8	67·6
12	67·0	67·2	67·3	67·7	67·8	67·9	67·9	67·8	67·6	67·4	67·1	67·0
13	67·0	67·3	67·8	68·1	68·1	68·2	68·1	67·9	67·8	67·6	67·2	67·1
14	66·9	67·1	67·5	67·8	67·9	67·9	67·9	67·8	67·8	67·4	67·2	67·0
15	67·2	67·8	68·0	68·4	68·6	68·6	68·2	67·9	67·7	67·4	67·1	67·0
16	66·1	66·6	66·9	67·0	67·0	66·9	66·9	66·8	66·7	66·3	66·0	66·0
17	—	—	—	—	—	—	—	—	—	—	—	—
18	66·1	66·8	67·6	68·0	68·1	68·6	68·9	68·8	68·2	67·9	67·7	67·2
19	68·0	69·0	69·9	70·9	71·7	71·9	71·9	71·6	71·1	70·6	70·0	69·4
20	68·4	69·4	70·4	71·2	71·9	72·2	72·2	72·0	71·5	70·9	70·2	69·9
21	68·4	68·4	68·5	68·4	68·4	68·2	68·2	68·0	67·9	67·7	67·6	67·4
22	67·4	67·9	68·2	68·9	69·4	69·6	69·7	69·1	68·9	68·2	68·0	67·9
23	66·9	67·3	67·9	68·1	68·2	68·4	68·4	67·9	67·7	67·1	66·9	66·7
24	—	—	—	—	—	—	—	—	—	—	—	—
25	65·1	65·6	66·0	66·4	66·6	66·7	66·4	66·2	66·0	65·8	65·5	65·4
26	64·7	65·0	65·1	65·3	65·5	65·6	65·8	65·7	65·2	65·1	65·0	64·9
27	64·1	65·0	65·4	65·9	66·2	66·5	66·7	66·2	65·9	65·7	65·2	65·0
28	65·0	65·7	66·1	66·8	67·0	67·1	67·2	67·1	66·9	66·4	66·1	65·9
29	65·1	65·6	65·9	66·2	66·9	66·9	66·9	66·8	66·2	66·0	65·9	66·0
30	66·1	66·8	67·1	67·7	68·0	68·0	68·1	68·2	68·0	67·7	67·3	67·0
31	—	—	—	—	—	—	—	—	—	—	—	—
Hourly Means	67·44	67·95	68·34	68·77	69·04	69·19	69·19	68·97	68·66	68·34	68·03	67·84

HORIZONTAL FORCE.

One Scale Division = '00021 parts of the H. F. Change in the Magnetic moment of the Bar for 1° Faht. = '00028.

12h.	13h.	14h.	15h.	16h.	17h.	18h.	19h.	20h.	21h.	22h.	23h.	Daily and Monthly Means.
Sc. Div. 39·5	Sc. Div. 39·8	Sc. Div. 40·3	Sc. Div. 41·0	Sc. Div. 40·8	Sc. Div. 41·4	Sc. Div. 41·9	Sc. Div. 42·2	Sc. Div. 42·9	Sc. Div. 44·9	Sc. Div. 47·9	Sc. Div. 49·9	S. D. i 42·67
—	—	—	—	—	—	—	—	—	—	—	—	41·77
33·7	33·2	—	34·8	34·6	36·1	39·9	41·1	41·5	42·4	45·2	49·2	41·77
26·9	28·1	29·5	33·0	35·5	35·0	34·9	35·6	35·9	36·0	39·2	42·0	34·32
30·0	30·5	33·8	35·0	34·9	34·8	36·4	36·1	38·1	37·9	41·0	41·8	35·14
33·7	32·8	36·4	36·2	36·8	37·0	38·1	38·3	38·9	39·8	41·0	42·4	36·99
35·0	34·8	35·9	38·2	37·7	40·2	38·0	39·0	39·2	42·8	45·0	47·1	38·52
34·2	35·2	35·2	36·4	37·1	38·1	38·8	39·1	39·8	43·6	47·3	50·8	38·64
—	—	—	—	—	—	—	—	—	—	—	—	40·62
41·3	41·0	41·0	41·8	42·1	42·2	42·9	43·1	44·8	46·2	48·2	50·8	40·62
42·4	40·7	39·6	38·8	40·6	41·9	40·9	44·7	41·0	37·9	35·8	40·0	41·20
30·9	32·8	32·0	35·3	36·4	36·1	35·8	38·4	39·6	41·7	45·2	46·2	35·30
36·2	39·7	39·1	36·9	38·2	39·0	38·3	37·5	39·2	42·2	43·2	45·4	38·78
36·2	37·6	39·0	40·0	40·1	39·8	40·2	39·5	39·8	42·6	44·1	46·9	39·94
38·4	38·6	38·5	39·2	39·5	40·5	41·5	42·0	43·2	45·1	48·0	49·9	41·53
—	—	—	—	—	—	—	—	—	—	—	—	44·78
41·9	41·1	42·6	43·0	43·7	43·8	44·1	44·6	46·2	48·8	52·0	56·0	44·78
44·7	41·9	43·7	43·2	44·3	42·2	42·2	40·0	40·8	42·0	45·3	49·0	46·22
38·2	38·9	40·2	39·1	39·1	40·1	40·3	41·0	38·5	40·9	42·0	43·7	41·17
36·2	37·1	37·4	37·0	37·5	38·8	39·9	40·9	40·5	42·6	43·9	46·7	38·81
39·1	39·9	40·0	40·3	40·9	41·1	40·8	40·7	41·8	43·7	45·2	47·8	40·77
38·7	39·5	40·5	40·9	42·2	42·3	42·6	43·0	43·8	46·7	50·5	51·6	42·17
—	—	—	—	—	—	—	—	—	—	—	—	42·75
40·0	43·0	41·8	41·5	42·3	42·9	43·5	41·6	42·4	45·0	47·8	48·3	42·75
42·9	42·1	42·0	42·3	43·0	43·9	44·1	44·2	45·8	47·2	49·4	52·1	43·01
43·5	43·9	43·6	45·0	44·4	44·6	44·8	45·3	45·8	47·8	49·1	50·3	46·10
43·2	43·8	43·9	44·0	44·3	44·3	44·7	45·1	46·0	47·9	50·0	51·9	45·44
42·6	43·0	43·1	43·7	43·8	43·8	44·1	44·7	45·5	46·5	48·4	50·0	45·66
40·6	42·9	43·0	43·0	45·5	45·4	45·6	43·8	44·9	45·9	48·0	49·4	45·59
—	—	—	—	—	—	—	—	—	—	—	—	43·24
40·8	38·1	39·5	40·2	40·8	42·4	42·2	44·7	43·7	46·1	46·7	48·6	43·24
38·11	38·46	39·26	39·61	40·23	40·68	41·02	41·39	41·91	43·62	45·75	47·99	41·20

TEMPERATURE OF THE BIFILAR MAGNET.

70·0	69·9	69·8	69·5	69·2	69·0	69·0	68·9	68·9	68·9	68·8	68·9	70·03
—	—	—	—	—	—	—	—	—	—	—	—	70·10
70·1	70·0	—	69·7	69·7	69·6	69·4	69·3	69·1	69·0	69·1	69·7	70·10
71·2	71·0	71·0	70·8	70·6	70·0	70·0	69·8	69·7	69·4	69·5	69·9	70·99
70·0	69·9	69·7	69·7	69·5	69·2	69·0	69·0	69·0	69·0	69·2	69·8	70·20
69·9	69·8	69·7	69·2	69·1	69·1	69·0	68·9	68·9	68·9	68·9	69·0	70·10
69·6	69·4	69·3	69·2	69·1	69·1	69·1	69·0	68·9	68·9	68·9	69·1	69·75
68·6	68·3	68·0	68·0	68·0	67·9	67·9	67·8	67·7	67·8	68·1	68·5	68·79
—	—	—	—	—	—	—	—	—	—	—	—	68·22
67·2	67·0	66·9	66·9	66·8	66·7	66·6	66·5	66·2	66·3	66·5	66·8	68·22
67·3	67·1	67·1	67·0	66·9	66·8	66·8	66·8	66·7	66·7	66·7	66·9	67·49
67·0	67·0	67·0	67·0	67·0	67·0	67·1	67·0	67·0	66·9	67·0	67·0	67·24
66·9	66·9	66·9	66·8	66·8	66·7	66·4	66·4	66·1	66·1	66·2	66·6	67·12
66·9	66·8	66·8	66·6	66·4	66·2	66·0	66·0	66·0	66·0	66·1	66·8	66·95
67·0	66·9	67·0	66·8	66·7	66·5	66·4	66·3	66·3	66·2	66·1	66·1	67·17
—	—	—	—	—	—	—	—	—	—	—	—	66·20
66·0	65·9	65·9	65·9	65·8	65·8	65·8	65·7	65·6	65·6	65·8	65·8	66·20
67·0	66·9	66·8	66·6	66·5	66·1	66·0	65·9	65·8	65·8	66·2	67·0	67·10
68·9	68·5	68·0	67·8	67·4	67·0	66·9	66·4	66·1	66·0	66·7	67·3	68·87
69·8	69·6	69·3	69·0	68·9	68·7	68·7	68·6	68·2	68·1	68·0	68·2	69·80
67·1	67·1	67·1	67·0	66·9	66·9	66·9	66·8	66·8	66·8	66·8	67·0	67·51
67·6	67·4	67·1	66·9	66·9	66·6	66·2	66·0	66·0	66·0	66·1	66·2	67·59
—	—	—	—	—	—	—	—	—	—	—	—	66·36
65·4	65·3	65·2	65·1	65·1	65·0	65·0	65·0	65·0	65·0	65·0	65·0	66·36
65·1	65·1	65·0	64·9	64·8	64·5	64·4	64·1	64·1	64·1	64·1	64·1	65·25
64·8	64·6	64·2	64·1	64·0	63·9	63·9	63·8	63·7	63·7	63·8	63·9	64·64
64·9	64·8	64·7	64·4	64·1	64·0	64·0	63·9	63·9	63·9	64·0	64·6	64·96
65·7	65·5	65·5	65·2	65·1	65·0	65·0	64·9	64·9	64·8	64·9	65·0	65·78
66·0	65·9	66·0	66·0	65·9	65·7	65·7	65·8	65·8	65·6	65·7	65·8	66·01
—	—	—	—	—	—	—	—	—	—	—	—	66·03
64·9	64·9	64·9	64·9	64·7	64·5	64·4	64·2	64·1	64·1	64·3	64·9	66·03
67·50	67·37	67·16	67·12	67·00	66·83	66·75	66·65	66·56	66·52	66·64	66·92	67·70

HORIZONTAL FORCE.													
One Scale Division = '00021 parts of the H. F. Change in the Magnetic moment of the Bar for 1° Fah°. = '00028.													
Mean Göttingen Time.	0h.	1h.	2h.	3h.	4h.	5h.	6h.	7h.	8h.	9h.	10h.	11h.	
JUNE.	1	48·8	47·2	45·9	44·8	43·4	42·3	39·5	39·2	39·2	39·1	38·9	39·9
	2	45·8	45·0	43·8	42·0	40·7	39·0	37·2	35·5	32·9	36·1	35·2	34·9
	3	47·3	47·2	45·6	43·9	41·5	38·9	38·2	37·7	38·3	38·1	38·5	41·4
	4	47·4	46·5	44·0	41·9	40·0	38·0	37·2	36·2	37·8	38·8	39·3	39·6
	5	47·5	46·9	45·8	44·7	43·2	41·1	40·0	37·5	37·5	37·6	37·9	40·7
	6	49·7	48·8	48·5	45·8	44·5	42·5	39·0	36·1	34·0	35·1	35·2	34·9
	7	—	—	—	—	—	—	—	—	—	—	—	—
	8	51·8	52·8	50·2	47·1	45·0	43·6	42·1	41·8	41·1	41·8	42·2	43·0
	9	46·9	48·1	48·0	45·1	41·2	37·3	35·8	35·2	34·5	34·5	35·7	35·9
	10	50·8	52·1	50·2	46·8	43·6	39·4	37·1	36·9	36·9	36·9	37·9	37·9
	11	52·0	51·0	50·9	48·8	45·6	43·2	40·8	39·7	39·1	39·3	39·7	40·1
	12	52·0	50·8	48·9	47·2	44·3	41·5	41·9	40·0	39·1	39·4	40·1	41·0
	13	66·0	63·3	46·9	44·1	42·8	41·2	40·1	39·2	39·1	39·3	41·0	41·0
	14	—	—	—	—	—	—	—	—	—	—	—	—
	15	46·8	46·3	46·7	45·7	43·3	39·3	38·1	34·2	35·0	36·1	37·9	37·1
	16	44·9	44·1	43·2	39·5	39·4	37·5	36·7	36·2	34·9	36·8	36·6	35·0
	17	47·3	47·0	46·9	44·8	41·8	39·6	37·7	36·7	37·2	37·2	38·5	37·3
	18	49·8	48·7	47·9	45·4	43·2	41·0	39·8	38·1	37·7	39·3	39·5	40·1
	19	48·7	50·0	48·1	46·8	43·7	41·8	40·5	39·4	39·9	40·0	40·4	41·2
	20	50·0	49·0	47·4	45·1	43·8	42·5	41·3	41·0	40·8	41·2	41·3	41·8
	21	—	—	—	—	—	—	—	—	—	—	—	—
	22	48·0	47·2	48·7	45·1	42·6	42·3	43·1	43·8	42·8	42·7	41·4	41·6
	23	48·9	47·9	46·1	44·3	42·0	40·8	42·0	40·2	40·2	40·0	40·1	42·1
	24	47·8	46·9	44·2	40·9	41·3	41·2	39·9	40·0	40·9	40·0	40·0	41·2
	25	50·7	50·7	48·1	44·1	43·8	44·5	44·0	42·9	42·6	41·4	42·0	42·0
	26	51·5	52·0	50·2	49·4	49·1	47·8	47·1	45·0	45·1	45·8	43·8	44·1
	27	51·2	52·0	51·0	50·2	48·7	46·3	44·1	42·3	40·1	38·8	38·9	40·0
	28	—	—	—	—	—	—	—	—	—	—	—	—
	29	53·0	52·7	51·5	47·1	45·9	45·1	44·0	41·1	40·2	40·9	38·8	40·4
	30	50·8	50·8	50·3	48·9	47·1	45·2	43·3	41·0	41·4	42·3	42·9	42·1
Hourly Means	49·82	49·42	47·65	45·37	43·52	41·65	40·40	39·11	38·78	39·17	39·37	39·86	

TEMPERATURE OF THE BIFILAR MAGNET.													
JUNE.	1	65·3	65·9	66·8	67·6	68·0	68·7	68·8	68·6	68·0	67·4	66·9	66·4
	2	66·2	66·9	67·6	68·1	68·8	69·0	69·1	68·9	68·1	67·8	67·3	67·0
	3	66·0	66·1	66·8	67·4	67·8	67·9	67·8	67·2	66·9	66·7	66·3	66·1
	4	65·4	65·9	66·2	66·8	67·2	67·6	67·8	67·7	67·2	67·0	66·5	66·3
	5	65·9	66·7	67·1	68·6	69·1	69·4	69·4	69·1	68·7	68·1	67·7	67·0
	6	65·9	66·3	67·0	68·0	68·8	69·0	69·3	69·1	68·7	68·0	67·4	67·0
	7	—	—	—	—	—	—	—	—	—	—	—	—
	8	65·4	65·9	66·6	67·0	67·7	67·9	68·0	67·9	67·6	66·9	66·6	66·1
	9	65·9	66·7	67·1	67·8	68·0	68·1	68·1	67·9	67·5	67·0	66·7	66·1
	10	65·5	66·3	67·2	68·0	68·7	68·9	69·0	69·0	68·9	68·1	67·8	67·0
	11	65·7	66·8	67·9	68·9	69·7	70·0	70·1	69·9	69·1	68·6	67·9	67·3
	12	66·1	66·9	67·5	68·0	68·3	68·6	68·6	68·0	67·9	67·5	67·1	66·9
	13	65·5	65·9	66·6	67·0	67·7	67·9	68·0	67·9	67·7	67·1	66·9	66·7
	14	—	—	—	—	—	—	—	—	—	—	—	—
	15	66·9	67·8	68·2	69·0	69·2	69·3	69·1	69·0	68·8	68·5	68·0	67·8
	16	67·7	68·4	69·4	70·3	71·0	71·1	71·0	70·8	70·0	69·3	68·8	68·1
	17	67·4	68·0	68·8	69·1	69·5	69·7	69·7	69·4	68·9	68·5	68·0	67·8
	18	66·9	67·3	68·0	68·5	69·0	69·2	69·7	69·4	68·9	68·1	67·8	67·0
	19	65·3	65·8	66·0	66·1	66·2	66·2	66·1	66·0	65·9	65·8	65·1	64·9
	20	64·2	64·8	65·0	65·9	66·1	66·8	67·0	67·0	66·7	66·1	65·7	65·1
	21	—	—	—	—	—	—	—	—	—	—	—	—
	22	64·2	64·7	65·0	65·1	65·5	65·8	66·0	65·9	65·7	65·2	65·0	64·9
	23	65·0	65·7	66·0	66·0	66·0	66·0	66·0	66·0	65·8	65·5	65·0	65·0
	24	64·8	65·1	65·4	66·0	66·4	66·7	66·8	66·8	66·1	65·9	65·6	65·6
	25	64·8	64·9	64·9	65·3	65·8	65·8	65·6	65·2	65·2	65·1	65·0	64·9
	26	63·8	64·0	64·1	64·7	64·9	64·9	65·0	64·8	64·7	64·2	64·0	63·9
	27	63·4	63·9	64·5	65·0	65·6	65·8	65·8	65·3	65·0	64·8	64·2	64·0
	28	—	—	—	—	—	—	—	—	—	—	—	—
	29	64·1	64·7	65·2	65·8	66·0	66·0	66·1	66·0	65·8	65·2	64·9	64·7
	30	63·8	64·0	64·2	64·8	65·0	65·0	64·9	64·7	64·2	64·0	63·9	63·8
Hourly Means	65·43	65·98	66·50	67·11	67·54	67·74	67·80	67·60	67·23	66·78	66·39	66·05	

HORIZONTAL FORCE.

One Scale Division = '00021 parts of the H. F. Change in the Magnetic moment of the Bar for 1° Fah. = '00028.

12h.	13h.	14h.	15h.	16h.	17h.	18h.	19h.	20h.	21h.	22h.	23h.	Daily and Monthly Means.
39·8	39·8	40·3	44·2	42·6	40·8	41·8	40·1	40·9	42·2	42·8	43·0	41·94
37·8	38·4	38·2	39·9	41·8	40·8	40·1	39·0	40·1	40·4	43·8	46·0	39·77
39·4	38·8	39·6	40·1	40·6	41·7	41·9	42·0	42·7	44·7	45·8	47·5	41·72
40·0	40·2	40·9	42·0	41·9	41·8	42·0	42·8	44·1	44·9	47·2	49·1	41·82
40·5	40·0	41·4	41·8	42·4	43·4	42·8	42·9	44·8	45·3	46·6	48·2	42·52
—	—	—	—	—	—	—	—	—	—	—	—	—
38·9	40·6	40·5	40·9	41·7	42·7	43·9	44·4	45·0	46·6	48·2	50·9	42·43
42·7	38·5	38·9	38·8	38·9	40·8	42·9	41·7	40·4	41·5	41·2	44·7	43·06
36·9	39·2	40·1	40·7	42·0	41·5	40·1	40·3	42·8	44·9	48·0	50·3	41·04
39·8	39·3	40·4	42·1	42·4	41·7	42·1	43·0	44·4	47·8	50·9	52·5	43·04
40·2	39·8	39·9	40·8	40·9	41·8	42·3	42·8	43·8	45·7	48·5	51·2	43·66
40·8	41·2	41·8	42·6	43·1	44·1	46·0	47·9	48·5	51·1	56·4	59·9	45·40
—	—	—	—	—	—	—	—	—	—	—	—	—
40·6	40·2	41·2	41·2	45·6	43·8	41·2	41·3	42·9	44·8	45·7	46·0	44·10
36·9	39·0	39·1	39·1	39·8	40·8	40·6	40·8	41·3	44·3	44·1	46·0	40·76
40·6	44·8	38·8	38·7	39·8	40·0	41·0	41·7	42·3	44·2	46·0	46·1	40·37
38·3	38·5	38·8	38·9	40·0	40·6	40·8	41·1	41·7	43·1	45·0	47·2	41·08
40·1	40·1	40·2	42·2	41·2	41·1	41·9	44·8	43·7	44·7	46·3	49·0	42·74
42·0	42·1	42·3	43·0	43·0	42·9	43·2	43·4	43·8	44·8	47·6	49·1	43·65
—	—	—	—	—	—	—	—	—	—	—	—	—
43·1	43·1	43·2	44·0	44·2	44·1	45·1	45·1	45·5	46·0	46·0	47·6	44·26
42·2	45·8	42·9	43·0	44·2	42·9	42·7	43·1	44·1	46·2	47·9	48·0	44·26
43·1	43·4	42·0	42·7	43·3	43·1	43·2	44·3	45·0	45·2	46·0	45·9	43·41
40·9	41·3	41·2	41·9	42·2	42·4	42·8	43·2	44·1	45·8	48·5	51·3	42·91
41·8	44·9	44·4	44·8	43·6	43·8	44·1	44·2	45·2	46·5	48·1	50·4	44·94
44·8	44·9	44·9	46·1	46·1	46·7	45·7	47·1	46·9	47·4	48·2	50·2	47·08
—	—	—	—	—	—	—	—	—	—	—	—	—
44·2	43·0	44·1	46·4	44·1	44·0	44·0 ^a	44·0	45·1	48·0	48·9	52·7	45·50
41·5	42·2	41·3	46·2	45·0	44·8	44·9	43·9	44·9	46·9	49·5	49·5	45·05
42·1	42·1	42·4	42·9	44·5	45·9	45·7	45·8	46·2	47·9	50·2	51·2	45·54
40·73	41·20	41·11	42·12	42·50	42·62	42·80	43·10	43·85	45·42	47·21	48·98	43·16

TEMPERATURE OF THE BIFILAR MAGNET.

66°0	65°9	65°7	65°6	65°5	65°4	65°3	65°1	65°0	65°1	65°1	65°8	66°41
66·8	66·6	66·1	66·0	65·9	65·8	65·7	65·5	65·4	65·4	65·4	65·7	66·88
65·8	65·6	65·5	65·3	65·1	65·0	64·9	64·9	64·8	64·7	64·9	65·1	66·02
66·0	65·9	65·9	65·7	65·5	65·2	65·0	65·0	65·0	65·0	65·0	65·4	66·09
66·8	66·2	65·9	65·8	65·6	65·4	65·2	65·0	64·9	64·8	65·0	65·3	66·78
—	—	—	—	—	—	—	—	—	—	—	—	—
65·5	65·3	65·0	65·0	64·9	64·8	64·5	64·5	64·5	64·4	64·6	64·9	66·35
65·9	65·5	65·4	65·1	65·0	64·9	64·7	64·5	64·5	64·6	65·0	65·3	66·00
65·9	65·7	65·2	65·0	64·8	64·5	64·3	64·0	63·9	63·9	63·9	64·7	65·95
66·7	65·9	65·4	65·0	64·8	64·6	64·5	64·1	64·0	64·1	64·1	64·8	66·35
66·9	66·6	66·0	65·9	65·8	65·7	65·4	65·3	65·2	65·2	65·4	65·7	67·12
66·4	66·1	65·9	65·8	65·7	65·6	65·4	65·1	65·1	65·0	65·0	65·1	66·57
—	—	—	—	—	—	—	—	—	—	—	—	—
66·9	66·8	66·8	66·5	66·3	66·1	66·0	65·9	65·8	65·7	65·8	66·0	66·65
67·4	67·0	66·9	66·9	66·7	66·6	66·6	66·2	66·1	66·0	66·1	66·8	67·54
67·9	67·7	67·1	67·1	67·0	66·9	66·6	66·4	66·4	66·4	66·7	66·9	68·29
67·6	67·3	67·0	66·9	66·8	66·7	66·4	66·4	66·3	66·3	66·2	66·3	67·71
66·9	66·3	66·0	65·8	65·5	65·2	65·0	65·0	65·0	65·0	65·0	65·0	66·90
64·7	64·1	63·9	63·8	63·7	63·6	63·7	63·7	63·7	63·7	63·8	64·0	64·82
—	—	—	—	—	—	—	—	—	—	—	—	—
64·1	64·0	64·0	63·9	63·9	63·8	63·5	63·4	63·4	63·3	63·6	64·0	64·80
64·7	64·5	64·5	64·3	64·1	64·1	64·0	64·0	64·0	64·0	64·1	64·7	64·75
64·9	64·9	64·7	64·6	64·6	64·4	64·1	64·0	64·0	64·0	64·0	64·0	65·01
65·4	65·2	65·2	65·1	65·0	65·1	64·9	64·9	65·0	64·9	64·7	64·5	65·46
64·4	64·0	64·0	63·9	63·9	63·8	63·9	63·7	63·7	63·6	63·6	63·4	64·52
63·8	63·7	63·5	63·4	63·2	63·1	63·0	63·0	63·0	63·0	63·0	63·0	63·82
—	—	—	—	—	—	—	—	—	—	—	—	—
64·0	64·0	63·8	63·7	63·6	63·5	63·1 ^a	63·1	63·1	63·1	63·4	63·7	64·14
64·4	64·4	64·2	64·0	63·8	63·6	63·6	63·5	63·4	63·4	63·2	63·4	64·56
63·7	63·5	63·4	63·3	63·2	63·1	63·1	63·0	62·9	62·9	63·0	63·3	63·78
65·75	65·49	65·27	65·13	65·00	64·87	64·71	64·58	64·54	64·52	64·60	64·88	65·89

^a Five minutes late.

HORIZONTAL FORCE.												
One Scale Division = '00021 parts of the H. F. Change in the Magnetic moment of the Bar for 1° Fah° = '00028.												
Mean Göttingen Time. } JULY.	0h.	1h.	2h.	3h.	4h.	5h.	6h.	7h.	8h.	9h.	10h.	11h.
	Sc. Div.	Sc. Div.	Sc. Div.	Sc. Div.	Sc. Div.	Sc. Div.	Sc. Div.	Sc. Div.	Sc. Div.	Sc. Div.	Sc. Div.	Sc. Div.
1	53'3	54'5	52'7	50'7	48'8	45'6	43'9	43'9	43'2	43'1	44'1	44'1
2	49'8	49'9	47'7	44'1	40'6	38'7	39'1	39'1	39'0	38'1	38'3	37'2
3	44'1	45'7	43'3	40'3	39'8	39'8	38'9	36'3	36'8	37'1	37'5	37'1
4	45'2	41'7	39'8	41'0	39'9	39'5	40'0	40'1	39'5	39'4	40'3	40'8
5	—	—	—	—	—	—	—	—	—	—	—	—
6	43'9	45'8	44'9	41'7	40'1	38'8	33'3	37'0	36'7	36'9	37'0	41'1
7	49'3	49'3	48'8	43'3	42'7	41'5	38'3	38'7	37'8	35'9	38'0	38'5
8	48'0	46'7	45'9	43'6	43'2	43'1	40'9	40'1	39'1	40'0	40'6	41'1
9	50'8	51'6	50'2	49'3	47'1	45'0	43'2	42'0	42'3	41'9	42'9	42'9
10	52'1	51'9	50'1	49'0	46'9	45'0	43'3	42'9	42'2	42'1	42'0	42'1
11	63'1	55'9	48'1	43'5	38'9	38'2	38'3	37'8	31'9	34'8	35'8	42'4
12	—	—	—	—	—	—	—	—	—	—	—	—
13	49'0	48'3	48'5	45'8	44'5	45'1	37'7	35'0	36'8	34'8	35'8	38'9
14	51'1	51'7	51'8	49'2	47'0	46'0	45'3	43'5	43'0	41'8	41'5	41'1
15	52'8	51'9	48'9	47'2	45'0	44'7	42'1	40'4	40'1	41'3	41'2	41'0
16	47'8	47'6	47'9	45'5	43'7	43'7	43'9	43'1	43'0	42'8	43'3	43'8
17	50'4	50'7	49'7	48'1	45'5	44'3	43'0	42'5	42'8	43'8	44'4	44'0
18	52'2	51'2	48'7	44'7	43'8	43'0	40'3	42'1	42'8	43'7	43'4	41'1
19	—	—	—	—	—	—	—	—	—	—	—	—
20	51'8	50'9	48'7	46'8	45'9	46'0	45'5	45'0	45'0	44'3	44'9	45'0
21	51'2	52'3	51'3	50'1	48'0	46'2	45'2	44'0	43'2	43'8	43'7	44'2
22	51'7	53'1	51'2	48'9	47'2	45'4	44'0	40'1	42'9	44'7	45'1	45'8
23	52'7	51'7	50'2	45'7	44'8	42'3	41'3	40'8	40'0	40'0	40'0	41'7
24	56'3	55'5	54'8	51'1	48'3	46'8	46'2	41'8	38'1	40'5	40'0	39'1
25	50'1	51'0	49'9	47'1	47'3	45'7	42'9	42'1	42'0	39'5	45'0	43'2
26	—	—	—	—	—	—	—	—	—	—	—	—
27	54'3	50'7	55'0	49'1	44'9	42'5	41'3	41'1	41'2	40'1	41'7	42'5
28	49'8	49'9	50'1	47'8	46'7	45'3	44'1	42'7	42'7	42'3	42'4	42'4
29	55'0	53'4	49'3	44'5	40'3	35'0	27'3	30'1	32'9	35'0	35'0	34'4
30	46'8	48'1	47'7	47'0	47'1	44'2	42'2	41'0	38'3	37'0	35'0	36'2
31	50'4	50'1	49'8	47'7	46'4	41'7	38'3	39'2	39'0	39'6	39'2	40'2
Hourly Means	50'85	50'41	49'07	46'40	44'61	43'08	41'10	40'46	40'09	40'16	40'67	41'18

TEMPERATURE OF THE BIFILAR MAGNET.												
JULY.	1	2	3	4	5	6	7	8	9	10	11	12
1	63'9	64'2	64'9	65'1	65'8	66'1	66'2	66'1	65'8	65'1	64'9	64'7
2	64'7	65'2	66'0	66'7	67'2	67'9	68'0	67'9	67'6	67'0	66'7	66'1
3	64'9	65'2	65'5	66'1	66'9	67'4	67'8	67'8	67'4	66'9	66'1	65'8
4	65'0	65'9	66'9	67'8	68'6	69'0	69'2	69'0	68'7	67'9	67'4	66'8
5	—	—	—	—	—	—	—	—	—	—	—	—
6	64'5	64'8	65'1	65'9	66'1	66'8	66'9	66'8	66'4	66'0	65'7	65'2
7	64'2	64'5	64'9	65'2	65'8	66'1	66'6	66'3	65'9	65'6	65'0	64'8
8	63'7	63'8	64'0	64'0	64'2	64'4	64'7	64'7	64'3	64'0	63'8	63'8
9	62'8	62'9	63'2	63'9	64'0	64'7	64'8	64'5	64'1	63'9	63'4	63'1
10	62'9	63'2	63'9	64'2	64'6	64'6	64'6	64'1	63'9	63'6	63'2	63'0
11	63'5	63'9	64'3	64'8	64'9	65'0	65'1	64'8	64'4	64'0	63'9	63'8
12	—	—	—	—	—	—	—	—	—	—	—	—
13	63'0	63'7	64'2	64'8	64'9	65'0	65'1	64'8	64'4	64'0	63'5	63'1
14	62'1	62'5	62'7	63'1	63'7	64'0	64'1	64'0	63'8	63'3	63'0	62'8
15	62'1	62'8	63'4	64'0	64'6	64'9	65'0	65'0	64'8	64'0	63'8	63'4
16	62'0	62'0	62'2	62'7	62'9	63'0	62'9	62'8	62'5	62'1	62'0	61'8
17	60'9	61'2	61'8	62'1	62'7	62'8	62'7	62'6	62'2	62'0	61'6	61'5
18	61'1	61'6	61'8	62'0	62'1	62'2	62'4	62'0	61'9	61'7	61'5	61'2
19	—	—	—	—	—	—	—	—	—	—	—	—
20	60'8	61'0	61'4	62'0	62'1	62'3	62'3	62'1	61'9	61'7	61'4	61'1
21	61'0	61'2	61'9	62'7	63'2	63'7	63'8	63'6	63'0	62'8	62'4	62'0
22	61'2	61'8	62'1	62'7	63'0	63'0	62'9	62'6	62'0	61'9	61'8	61'8
23	62'0	62'8	63'1	63'7	63'9	64'0	64'3	64'1	64'0	63'9	63'5	62'9
24	61'7	62'1	62'8	63'1	63'6	63'8	63'8	63'8	63'4	63'0	62'8	62'1
25	61'6	61'8	62'0	62'0	62'1	62'1	62'0	61'9	61'8	61'8	61'6	61'5
26	—	—	—	—	—	—	—	—	—	—	—	—
27	62'0	62'7	63'2	63'8	64'0	64'0	64'1	63'8	63'5	63'0	62'9	62'6
28	62'7	63'2	63'9	64'2	65'0	65'1	65'3	65'3	65'1	64'7	64'0	63'9
29	63'4	64'2	65'2	66'0	66'8	67'0	67'0	66'8	66'0	65'8	65'1	64'9
30	63'9	64'1	64'6	64'9	65'1	65'6	65'7	65'7	65'3	64'9	64'1	63'8
31	62'7	63'0	63'2	63'8	64'0	64'0	64'0	64'1	63'9	63'8	63'4	63'1
Hourly Means	62'75	63'16	63'64	64'12	64'51	64'76	64'86	64'70	64'37	64'01	63'65	63'36

HORIZONTAL FORCE.

One Scale Division = .00021 parts of the H.F. Change in the Magnetic moment of the Bar for 1° Fah°. = .00028.

12h.	13h.	14h.	15h.	16h.	17h.	18h.	19h.	20h.	21h.	22h.	23h.	Daily and Monthly Means.
Sc. Div. 43'3	Sc. Div. 40'9	Sc. Div. 42'5	Sc. Div. 43'9	Sc. Div. 44'8	Sc. Div. 44'1	Sc. Div. 45'0	Sc. Div. 47'4	Sc. Div. 45'2	Sc. Div. 45'8	Sc. Div. 47'5	Sc. Div. 50'0	Sc. Div. 46'18
40'3	40'2	38'1	38'8	39'1	41'8	41'1	41'7	42'2	41'6	43'4	44'1	41'42
36'8	38'1	37'5	38'1	38'7	39'6	39'5	41'4	41'2	42'2	44'0	42'3	39'84
—	—	—	—	—	—	—	—	—	—	—	—	40'99
36'1	37'9	38'8	39'6	40'0	43'2	41'5	42'0	42'5	42'2	43'0	49'8	40'45
37'9	37'2	38'7	38'5	40'2	41'8	40'8	41'6	42'6	42'7	44'3	47'3	41'80
38'3	41'2	40'1	39'7	40'0	40'1	43'9	41'3	41'3	43'1	45'4	46'7	43'38
41'6	41'6	41'9	42'1	44'0	44'1	43'8	44'0	43'5	45'0	47'4	49'9	45'20
43'5	43'3	43'5	43'0	44'1	44'0	42'8	43'3	45'0	45'3	47'8	50'0	47'47
42'9	43'1	44'5	45'9	45'1	45'7	46'1	47'3	46'7	55'9	62'7	63'9	43'67
—	—	—	—	—	—	—	—	—	—	—	—	42'48
42'0	43'2	45'3	44'9	44'2	43'1	43'0	43'4	43'9	44'1	49'0	53'4	46'10
39'6	41'1	42'3	41'5	42'0	43'2	44'1	43'4	44'1	44'0	44'9	49'2	44'36
42'0	42'1	44'1	44'8	45'2	45'7	46'9	46'9	47'8	48'1	49'7	50'1	45'02
41'7	42'3	42'7	42'7	43'1	43'1	43'5	43'9	44'6	45'8	46'9	47'7	46'16
43'8	45'0	43'4	44'0	44'2	44'8	45'0	45'1	45'1	46'1	48'2	50'1	45'87
44'3	44'7	44'3	45'0	45'2	45'2	45'8	46'0	48'0	48'2	50'1	51'9	46'72
—	—	—	—	—	—	—	—	—	—	—	—	46'22
44'6	45'1	47'0	45'4	45'0	46'0	45'8	46'7	46'8	49'3	51'1	51'0	46'99
45'1	45'0	47'3	46'5	45'8	46'1	46'9	45'9	47'4	48'0	48'1	49'3	45'75
44'1	44'7	45'0	45'0	45'2	45'2	46'4	45'3	44'5	44'5	47'1	49'2	45'26
45'8	45'6	45'9	45'8	46'1	46'0	46'2	46'2	47'4	49'5	49'8	53'4	45'52
42'2	43'2	43'6	44'2	45'2	45'9	46'1	46'9	48'1	50'8	54'1	56'5	45'09
40'0	42'0	44'1	43'1	42'4	43'4	44'1	43'3	44'4	45'1	46'9	48'9	46'18
—	—	—	—	—	—	—	—	—	—	—	—	40'13
40'9	41'1	43'3	43'6	43'9	44'4	45'2	46'2	47'2	47'6	50'6	52'6	43'02
43'0	43'5	45'7	44'8	44'8	43'4	44'1	44'2	43'6	45'1	46'6	49'0	43'67
41'2	42'5	43'3	43'8	45'1	46'2	46'2	49'1	49'7	49'8	51'6	53'6	—
35'1	40'0	38'8	39'0	39'8	40'1	41'0	41'5	42'2	43'7	44'7	45'1	—
39'0	42'5	39'0	43'3	43'7	43'3	41'8	42'5	44'0	45'9	47'2	49'8	—
41'8	40'1	41'0	41'0	43'0	43'3	43'5	44'7	45'1	45'0	47'6	50'5	—
41'37	42'12	42'66	42'89	43'33	43'81	44'08	44'49	44'97	46'09	48'14	50'19	44'26

TEMPERATURE OF THE BIFILAR MAGNET.

64'1	64'0	63'9	63'8	63'6	63'5	63'3	63'1	63'1	63'1	63'5	63'9	64'40
65'8	65'5	65'0	64'8	64'6	64'4	64'1	64'1	64'1	64'1	64'0	64'2	65'65
65'1	64'9	64'5	64'1	63'9	63'7	63'7	63'3	63'2	63'1	63'4	64'0	65'20
—	—	—	—	—	—	—	—	—	—	—	—	66'13
65'8	65'2	64'9	64'8	64'7	64'6	64'5	64'2	64'1	64'0	64'0	64'1	65'02
65'0	64'8	64'6	64'3	64'0	64'0	63'9	63'9	63'8	63'9	64'0	64'1	64'54
64'5	64'2	64'0	64'0	63'9	63'7	63'7	63'3	63'1	63'0	63'2	63'5	63'50
63'7	63'6	63'5	63'2	63'0	62'9	62'8	62'6	62'4	62'4	62'1	62'4	63'14
63'0	62'9	62'6	62'7	62'5	62'5	62'5	62'2	62'1	62'1	62'2	62'7	63'07
62'9	62'8	62'6	62'5	62'2	62'1	62'0	61'9	62'0	62'0	62'2	62'8	—
—	—	—	—	—	—	—	—	—	—	—	—	63'27
62'7	62'6	62'4	62'2	62'1	62'0	61'9	61'9	61'9	61'9	62'0	62'4	63'25
63'0	62'9	62'8	62'5	62'3	62'2	62'0	62'0	61'9	61'9	62'0	62'0	62'49
62'3	62'0	61'9	61'9	61'9	61'8	61'7	61'4	61'2	61'2	61'4	61'9	63'17
63'1	63'0	63'0	62'6	62'2	62'1	62'1	62'0	62'0	62'1	62'1	62'1	61'70
61'7	61'5	61'2	61'0	60'9	60'9	60'9	60'8	60'8	60'7	60'7	60'7	61'51
61'4	61'2	61'2	61'1	61'0	61'0	61'0	60'9	60'9	60'8	60'8	60'9	61'17
—	—	—	—	—	—	—	—	—	—	—	—	61'05
61'0	60'9	60'7	60'7	60'6	60'6	60'7	60'3	60'2	60'2	60'2	60'4	61'88
61'0	60'9	60'7	60'6	60'5	60'2	60'1	60'0	60'1	60'1	60'3	60'6	61'80
61'9	61'7	61'6	61'4	61'1	61'0	60'9	60'9	60'8	60'7	60'8	61'0	62'43
61'8	61'6	61'5	61'7	61'6	61'4	61'3	61'2	61'1	61'0	61'0	61'2	62'18
62'5	62'1	62'0	61'7	61'4	61'1	61'0	60'9	60'9	60'8	60'8	61'0	61'65
61'9	61'8	61'5	61'5	61'4	61'2	61'2	61'1	61'1	61'2	61'1	61'3	62'50
—	—	—	—	—	—	—	—	—	—	—	—	63'42
62'0	61'9	61'9	61'8	61'6	61'5	61'1	61'0	61'0	61'0	61'2	61'4	64'58
62'3	62'0	61'9	61'8	61'7	61'7	61'6	61'4	61'2	61'1	61'6	62'0	63'36
63'5	63'1	63'1	62'8	62'5	62'3	62'0	62'0	61'9	61'9	62'0	62'7	62'61
64'6	64'1	63'9	63'7	63'5	63'4	63'3	63'1	63'0	62'9	63'0	63'3	—
63'1	62'8	62'2	62'0	61'8	61'6	61'3	61'3	61'5	61'5	61'8	62'1	—
63'0	62'7	62'1	61'9	61'7	61'2	61'0	61'0	61'0	61'0	61'2	61'9	—
63'06	62'84	62'64	62'49	62'30	62'17	62'06	61'92	61'87	61'84	61'95	62'24	63'14

HORIZONTAL FORCE.													
One Scale Division = '00021 parts of the H. F. Change in the Magnetic moment of the Bar for 1° Fah°. = '00028.													
Mean Göttingen Time.	0 ^h .	1 ^h .	2 ^h .	3 ^h .	4 ^h .	5 ^h .	6 ^h .	7 ^h .	8 ^h .	9 ^h .	10 ^h .	11 ^h .	
AUGUST.	1	51°0	52°5	50°5	48°5	46°6	43°5	41°7	39°8	37°5	41°1	40°0	37°8
	2	—	—	—	—	—	—	—	—	—	—	—	—
	3	49°1	50°3	48°9	47°1	45°2	42°4	40°9	40°8	41°8	40°9	43°1	42°6
	4	53°8	52°3	50°2	47°9	46°3	43°8	42°8	42°8	41°8	41°3	42°3	42°8
	5	52°1	52°0	51°0	48°6	45°7	44°0	43°3	42°7	42°2	42°5	43°5	42°6
	6	55°6	53°8	51°2	47°1	43°2	43°3	41°4	40°0	40°7	39°3	40°3	43°8
	7	40°1	41°0	40°0	40°0	37°7	38°1	36°7	34°0	33°2	38°9	36°1	35°7
	8	45°9	44°8	44°3	41°8	40°8	39°7	37°9	37°4	36°1	41°1	37°8	39°5
	9	—	—	—	—	—	—	—	—	—	—	—	—
	10	49°5	49°0	47°6	47°5	44°4	41°4	38°4	36°7	35°5	37°1	37°8	37°8
	11	51°0	51°9	50°8	48°8	45°4	43°0	42°2	40°3	40°0	40°1	38°6	39°3
	12	51°2	53°2	52°3	46°0	38°1	35°7	34°2	35°3	37°8	39°1	36°1	38°5
	13	44°1	42°8	41°9	40°2	37°8	36°3	36°1	35°2	38°2	40°8	41°3	42°4
	14	47°3	48°1	45°0	39°2	36°3	34°9	36°3	37°5	33°8	35°0	33°6	38°6
	15	47°5	46°4	46°8	45°8	44°8	41°4	39°1	38°9	39°1	40°0	38°8	37°8
	16	—	—	—	—	—	—	—	—	—	—	—	—
	17	49°0	49°8	48°9	48°1	45°9	43°7	39°8	37°3	39°0	39°9	40°1	40°4
	18	48°8	49°3	48°1	45°8	43°9	43°7	40°6	40°0	40°3	40°9	40°9	39°9
	19	49°0	48°5	47°8	44°9	42°9	40°2	38°0	38°9	39°9	39°2	40°1	41°0
	20	52°0	53°5	51°2	48°2	46°8	44°5	44°1	42°1	42°1	42°1	43°0	43°1
	21	49°7	48°9	47°7	48°2	45°9	44°9	44°7	43°9	40°0	38°2	40°0	41°1
	22	53°2	52°9	52°0	49°2	46°8	44°8	43°8	43°6	42°9	40°3	41°5	41°0
	23	—	—	—	—	—	—	—	—	—	—	—	—
	24	52°9	53°0	52°0	51°1	47°7	46°0	43°8	41°8	40°0	41°9	40°4	38°4
	25	50°0	49°3	48°1	46°1	41°3	38°5	36°8	33°7	37°9	37°6	38°6	38°4
	26	51°2	52°0	49°7	46°9	42°2	40°3	40°3	41°1	40°5	41°2	41°2	40°5
	27	46°3	47°0	46°8	45°8	45°0	43°1	42°9	42°2	39°0	35°0	31°8	33°8
	28	49°7	49°0	48°8	45°9	43°0	38°7	37°0	38°1	38°0	38°2	41°3	40°9
	29	47°9	49°1	45°9	42°9	41°0	39°0	38°7	36°9	37°7	38°7	42°9	39°1
	30	—	—	—	—	—	—	—	—	—	—	—	—
	31	50°3	50°7	48°9	46°9	44°4	42°3	40°6	40°3	40°0	39°5	41°4	41°1
Hourly Means	49°55	49°66	48°32	46°10	43°43	41°43	40°08	39°28	39°04	39°61	39°71	39°92	

TEMPERATURE OF THE BIFILAR MAGNET.													
AUGUST.	1	62°6	63°3	64°0	64°8	65°1	65°4	65°6	65°1	64°9	64°5	64°1	63°9
	2	—	—	—	—	—	—	—	—	—	—	—	—
	3	61°9	62°2	62°8	63°0	63°1	63°1	63°1	62°9	62°7	62°2	62°0	61°9
	4	61°1	61°6	62°0	62°5	62°7	62°8	62°8	62°2	62°0	61°9	61°8	61°6
	5	61°0	61°2	61°8	62°1	62°7	62°9	62°8	62°7	62°3	62°0	61°8	61°5
	6	61°6	62°6	63°4	64°2	64°9	65°1	65°1	64°9	64°6	64°0	63°6	63°5
	7	63°0	63°8	64°0	64°2	64°2	64°5	64°6	64°4	64°1	63°8	63°5	63°0
	8	62°6	62°8	62°9	63°0	63°0	63°1	63°0	63°0	62°9	62°8	62°2	62°0
	9	—	—	—	—	—	—	—	—	—	—	—	—
	10	62°0	62°5	62°8	63°0	63°1	63°4	63°6	63°1	62°9	62°8	62°5	62°3
	11	62°0	62°7	63°0	63°6	63°8	63°9	63°9	63°5	63°0	62°8	62°4	62°2
	12	61°0	61°4	61°7	61°9	62°0	62°0	62°0	61°9	61°6	61°1	61°0	60°9
	13	60°5	60°9	61°4	62°0	62°2	62°5	62°6	62°1	61°9	61°6	61°0	60°9
	14	60°8	61°2	61°8	62°0	62°5	62°7	62°7	62°4	62°1	61°9	61°5	61°3
	15	60°3	60°5	60°9	61°2	61°7	61°9	62°0	62°0	61°9	61°7	61°2	61°0
	16	—	—	—	—	—	—	—	—	—	—	—	—
	17	60°0	60°9	61°2	61°9	62°2	62°6	62°8	62°5	62°0	61°8	61°5	61°1
	18	60°6	61°0	61°7	62°1	62°9	62°9	62°8	62°4	62°0	61°7	61°3	61°0
	19	60°6	60°9	61°1	61°4	61°7	61°7	61°5	61°0	60°9	60°8	60°5	60°2
	20	60°0	60°3	60°8	61°0	61°1	61°2	61°2	61°0	61°0	60°8	60°5	60°5
	21	60°8	61°1	61°7	61°9	62°0	61°9	61°7	61°6	61°4	61°2	61°0	60°9
	22	60°9	61°0	61°1	61°6	61°8	62°1	62°3	62°1	62°0	61°9	61°7	61°6
	23	—	—	—	—	—	—	—	—	—	—	—	—
	24	61°8	62°1	62°7	63°1	63°6	63°8	63°9	63°6	63°0	62°8	62°5	62°2
	25	61°9	62°3	63°1	63°9	64°3	65°0	65°2	65°0	64°6	64°0	63°5	63°1
	26	62°4	62°8	63°1	63°8	63°9	63°8	63°8	63°2	63°0	62°9	62°6	62°0
	27	61°8	62°0	62°2	62°7	63°0	63°2	63°3	63°1	62°9	62°7	62°2	62°0
	28	61°6	62°0	62°6	62°9	63°0	63°5	63°4	63°0	62°7	62°3	62°0	62°0
	29	62°0	62°8	63°1	63°9	64°1	64°0	64°1	64°0	63°9	63°8	63°3	63°0
	30	—	—	—	—	—	—	—	—	—	—	—	—
	31	62°1	62°7	63°1	63°7	63°8	63°8	63°8	63°6	63°0	63°0	62°6	62°5
Hourly Means	61°42	61°87	62°31	62°75	63°02	63°18	63°22	62°93	62°67	62°42	62°07	61°85	

HORIZONTAL FORCE.

One Scale Division = '00021 parts of the H. F. Change in the Magnetic moment of the Bar for 1° Fahr. = '00028.

12h.	13h.	14h.	15h.	16h.	17h.	18h.	19h.	20h.	21h.	22h.	23h.	Daily and Monthly Means.
Sc. Div.	Sc. Div.	Sc. Div.	Sc. Div.	Sc. Div.	Sc. Div.	Sc. Div.	Sc. Div.	Sc. Div.	Sc. Div.	Sc. Div.	Sc. Div.	Sc. Div.
41.6	43.8	43.0	43.7	45.8	44.9	44.2	43.9	46.1	45.5	46.5	47.7	44.47
41.0	40.0	42.9	43.7	43.1	43.4	43.9	45.0	46.0	48.2	50.8	52.1	44.75
43.8	43.4	43.9	44.1	45.0	45.9	45.7	46.7	47.0	47.2	49.7	51.7	45.92
43.0	42.8	43.1	42.9	43.2	44.0	45.1	46.0	50.1	54.1	57.1	53.3	46.45
41.1	41.8	49.8	44.6	41.0	41.3	36.9	36.9	38.6	38.0	42.5	42.6	43.12
37.1	39.1	40.2	40.1	42.6	40.5	41.8	39.8	42.8	42.5	42.8	41.5	39.26
39.9	40.2	40.8	43.2	42.6	41.1	40.8	42.8	43.6	43.3	46.9	48.1	41.68
39.3	40.8	39.8	39.8	40.9	41.1	42.7	43.8	44.7	44.0	47.1	48.8	42.31
42.1	42.2	40.7	43.0	42.0	42.1	42.8	42.7	43.6	45.5	48.0	50.4	44.02
41.1	39.9	40.2	42.4	41.1	40.9	42.3	42.6	43.1	42.9	44.1	43.2	41.72
41.9	42.0	41.6	44.2	43.1	43.0	43.8	43.5	43.0	42.7	44.1	46.4	41.52
38.8	39.5	40.0	44.4	43.9	41.2	41.3	42.1	39.2	41.0	44.0	47.0	40.33
40.1	41.2	41.2	43.1	43.8	43.9	43.5	44.1	43.8	40.8	42.7	44.8	42.47
40.2	42.4	42.6	44.2	43.5	42.0	43.0	42.5	43.1	44.6	46.4	47.2	43.48
40.8	41.6	46.4	43.9	42.7	43.5	42.9	43.2	43.7	45.3	47.1	48.4	43.82
41.8	42.6	43.2	45.1	44.0	43.8	44.1	43.1	44.1	45.8	47.1	49.9	43.54
43.0	43.8	43.8	43.6	44.0	44.3	44.6	44.2	44.2	45.1	46.6	48.1	45.33
41.4	41.6	42.1	43.1	44.1	44.6	46.0	45.1	45.5	45.1	46.9	49.9	44.52
43.1	42.7	42.3	45.1	44.9	44.9	45.0	45.2	46.3	48.0	50.5	51.9	45.91
43.3	39.2	39.1	42.9	42.8	41.2	45.1	44.1	44.6	46.9	49.7	48.3	44.84
42.4	40.0	40.8	39.8	39.9	40.5	41.5	42.1	43.2	45.2	47.0	50.8	42.06
41.5	41.6	42.7	42.7	44.0	43.1	42.7	42.9	42.9	44.8	45.7	47.2	43.70
37.1	37.0	38.1	38.9	40.1	41.1	43.6	45.0	47.1	49.6	47.2	48.5	42.17
37.2	39.0	40.0	46.0	46.1	40.8	40.8	41.1	40.3	42.8	45.1	46.1	42.25
40.8	40.0	40.8	41.7	42.8	42.1	42.7	42.7	43.8	43.7	45.8	47.7	42.27
39.9	40.2	44.2	42.7	41.2	41.2	41.9	42.3	43.1	45.0	46.9	49.1	43.50
40.90	41.12	42.05	43.03	43.01	42.55	43.03	43.21	43.98	44.91	46.86	48.10	43.28

TEMPERATURE OF THE BIFILAR MAGNET.

62.0	62.0	62.0	62.0	61.9	61.8	61.7	61.6	61.5	61.4	61.5	61.7	63.10
61.8	61.5	61.1	61.0	61.0	60.9	61.0	60.9	60.7	60.7	60.8	60.9	61.80
61.3	61.0	61.0	60.9	60.9	60.9	60.7	60.5	60.6	60.6	60.7	60.7	61.45
61.2	61.2	61.0	60.9	60.8	60.8	60.6	60.5	60.4	60.3	60.5	60.9	61.41
63.2	63.0	63.0	62.9	62.6	62.5	62.4	62.0	61.9	61.9	61.9	62.1	63.20
62.9	62.3	62.0	61.9	61.8	61.7	61.7	61.7	61.7	61.6	61.8	62.0	62.92
61.9	61.7	61.6	61.4	61.4	61.3	61.1	61.2	61.2	61.2	61.3	61.7	62.10
62.2	62.0	61.9	61.8	61.7	61.6	61.2	61.1	61.1	61.0	61.1	61.6	62.18
62.0	62.0	61.9	61.8	61.5	61.1	61.0	60.9	60.8	60.7	60.6	60.6	62.15
60.8	60.8	60.6	60.6	60.5	60.3	60.2	60.1	60.0	60.0	60.0	60.0	60.93
60.8	60.6	60.1	60.0	60.0	60.0	60.0	60.0	59.9	59.9	60.0	60.1	60.87
61.1	61.0	60.9	60.8	60.7	60.4	60.1	60.0	60.0	60.0	60.1	60.1	61.17
60.8	60.7	60.7	60.5	60.2	60.1	60.0	59.9	59.9	59.9	59.8	59.9	60.78
61.0	60.9	60.6	60.6	60.4	60.1	60.1	60.1	60.0	60.0	60.0	60.1	61.02
60.9	60.7	60.6	60.2	60.0	60.0	59.9	59.8	59.9	59.9	60.0	60.1	61.02
60.0	60.0	59.9	59.8	59.8	59.7	59.6	59.6	59.6	59.7	59.7	59.8	60.40
60.5	60.5	60.5	60.5	60.4	60.3	60.2	60.2	60.1	60.2	60.1	60.2	60.55
60.9	60.9	60.8	60.7	60.8	60.8	60.8	60.7	60.7	60.7	60.8	60.8	61.11
61.1	61.0	61.0	61.0	60.9	60.8	60.8	60.8	60.9	60.9	61.0	61.2	61.31
62.0	61.9	61.8	61.7	61.4	61.1	61.0	61.0	61.0	61.0	61.1	61.3	62.14
62.9	62.8	62.7	62.6	62.1	62.0	61.9	61.8	61.7	61.7	61.7	61.9	62.99
61.9	61.9	61.7	61.7	61.6	61.6	61.5	61.3	61.2	61.1	61.2	61.6	62.32
61.9	61.8	61.5	61.1	61.0	61.0	60.9	60.9	61.0	60.8	60.9	61.0	61.87
62.0	62.0	62.0	61.9	61.7	61.5	61.4	61.3	61.3	61.3	61.2	61.7	62.10
62.3	62.1	62.0	61.9	61.9	61.8	61.8	61.6	61.6	61.4	61.6	61.8	62.66
62.2	62.0	62.0	61.9	61.7	61.7	61.6	61.2	61.1	61.1	61.1	61.6	62.37
61.60	61.47	61.34	61.23	61.10	60.99	60.89	60.80	60.76	60.73	60.79	60.98	61.77

HORIZONTAL FORCE.												
One Scale Division = '00021 parts of the H. F. Change in the Magnetic moment of the Bar for 1° Fah'. = '00028.												
Mean Göttingen Time. } O ^h .	1 ^h .	2 ^h .	3 ^h .	4 ^h .	5 ^h .	6 ^h .	7 ^h .	8 ^h .	9 ^h .	10 ^h .	11 ^h .	
SEPTEMBER.	Sc. Div. 49'6	Sc. Div. 50'1	Sc. Div. 48'2	Sc. Div. 45'0	Sc. Div. 42'4	Sc. Div. 39'4	Sc. Div. 38'3	Sc. Div. 37'8	Sc. Div. 38'9	Sc. Div. 39'2	Sc. Div. 39'8	Sc. Div. 40'1
	2 51'2	51'2	50'0	47'5	45'1	43'2	42'6	42'4	42'1	41'5	41'4	41'6
	3 53'7	53'0	51'0	48'8	46'0	44'2	43'0	42'2	42'1	42'6	43'1	43'8
	4 44'2	45'8	41'0	41'3	38'8	38'1	36'9	36'7	36'8	36'1	34'9	41'1
	5 46'1	44'1	40'2	38'5	33'7	32'6	28'1	25'0	26'5	32'5	31'3	29'9
	6 —	—	—	—	—	—	—	—	—	—	—	—
	7 50'1	50'9	49'0	45'5	42'8	40'8	39'3	38'9	38'4	38'1	38'8	38'9
	8 44'0	43'4	40'3	38'2	34'2	29'5	27'9	30'9	29'0	31'0	32'0	34'3
	9 44'3	44'7	44'6	42'8	40'4	36'8	33'7	33'0	34'2	34'7	35'2	35'9
	10 46'0	46'0	43'9	44'0	41'9	39'0	36'9	33'4	31'7	30'1	31'4	35'0
	11 41'8	39'5	40'8	40'9	38'2	33'0	27'8	30'9	30'9	30'9	37'7	36'9
	12 46'8	45'3	46'7	41'9	38'0	35'5	34'7	35'6	36'4	34'1	38'8	37'1
	13 —	—	—	—	—	—	—	—	—	—	—	—
	14 48'0	46'1	43'6	39'1	36'2	35'4	34'9	32'7	33'0	34'7	36'0	35'6
	15 46'1	44'1	41'9	39'4	37'9	36'8	36'3	35'9	35'3	36'0	34'8	38'0
	16 47'9	47'2	43'1	40'1	38'3	36'9	37'2	37'2	37'2	37'0	36'8	36'1
	17 48'0	47'2	45'0	42'1	40'9	39'6	36'8	34'0	34'6	35'7	38'8	37'0
	18 48'1	48'2	48'3	44'9	40'9	38'9	38'8	39'0	38'8	38'2	38'7	39'5
	19 50'3	50'5	49'0	46'3	43'0	39'1	36'8	34'7	34'0	32'0	33'6	37'0
	20 —	—	—	—	—	—	—	—	—	—	—	—
	21 55'8	55'9	54'5	52'3	48'5	49'8	45'1	41'0	30'1	24'9	30'2	32'9
	22 25'8	23'3	21'0	15'1	15'7	13'0	11'0	11'1	08'9	13'7	11'2	17'8
	23 41'7	41'2	39'9	38'4	36'6	37'4	35'7	34'2	32'1	29'4	28'8	30'5
	24 44'2	45'0	43'1	41'4	38'8	37'3	35'7	31'8	34'4	32'9	30'8	31'8
	25 45'4	47'5	47'1	45'2	40'9	41'2	40'0	36'5	36'2	36'0	35'8	37'9
	26 47'6	46'6	45'9	43'3	41'4	41'0	40'9	39'7	37'5	37'4	36'9	36'8
	27 —	—	—	—	—	—	—	—	—	—	—	—
	28 49'0	48'0	46'2	44'4	42'4	39'3	37'2	40'0	35'7	35'6	36'8	37'8
	29 51'3	51'2	49'0	45'1	43'1	41'6	40'8	38'6	38'0	36'7	36'6	37'6
	30 48'7	47'8	47'3	45'0	42'9	41'9	40'9	40'4	39'9	39'8	37'0	37'6
Hourly Means	46'76	46'30	44'64	42'17	39'58	37'74	36'05	35'14	34'33	34'26	34'89	36'10
TEMPERATURE OF THE BIFILAR MAGNET.												
SEPTEMBER.	61'9	62'5	63'0	63'7	64'0	64'2	64'4	64'0	63'8	63'2	63'0	62'9
	2 62'1	62'8	63'0	63'2	63'7	63'6	63'4	63'0	62'8	62'4	62'1	62'0
	3 61'9	62'2	62'9	63'2	63'8	63'9	63'7	63'1	62'9	62'7	62'3	62'1
	4 61'1	61'4	61'8	62'2	62'5	62'6	62'4	62'1	61'9	61'7	61'4	61'1
	5 61'0	61'0	61'6	61'9	62'0	62'0	62'0	61'8	61'7	61'5	61'2	61'1
	6 —	—	—	—	—	—	—	—	—	—	—	—
	7 60'1	60'9	61'2	61'8	62'0	62'3	62'2	62'0	61'9	61'8	61'4	61'0
	8 60'7	61'4	62'1	62'5	63'0	63'1	63'2	63'0	62'8	62'1	61'9	61'7
	9 60'9	61'3	62'0	62'3	62'9	63'2	63'5	63'2	63'0	62'8	62'4	62'1
	10 62'1	62'9	63'7	64'0	64'2	64'3	64'5	64'5	64'0	63'9	63'5	63'0
	11 62'0	62'8	63'4	64'0	64'7	65'0	65'0	65'0	64'8	64'2	63'8	63'6
	12 62'8	63'5	64'1	64'9	65'5	65'9	66'0	66'0	65'6	65'0	64'5	64'0
	13 —	—	—	—	—	—	—	—	—	—	—	—
	14 63'0	63'9	64'4	65'0	65'1	65'7	65'7	65'5	65'0	64'6	64'0	63'8
	15 63'0	63'8	64'2	64'8	65'1	65'4	65'8	65'6	65'2	64'9	64'7	64'0
	16 63'4	64'0	65'0	65'9	66'8	67'6	68'0	67'6	67'2	66'4	65'8	65'1
	17 64'3	64'8	65'2	65'7	66'4	67'0	66'8	66'1	65'9	65'1	64'9	64'4
	18 63'0	63'4	64'1	64'6	64'9	65'0	65'0	64'9	64'5	64'0	63'6	63'4
	19 62'3	62'9	63'4	63'8	64'0	64'2	64'3	64'0	63'8	63'5	63'0	62'9
	20 —	—	—	—	—	—	—	—	—	—	—	—
	21 62'3	63'0	63'8	64'2	64'7	65'0	65'0	64'7	64'1	64'0	63'9	63'9
	22 63'2	63'9	64'2	64'7	65'0	65'2	65'2	65'2	65'1	65'0	64'9	64'7
	23 63'8	64'5	65'6	66'8	67'7	68'1	68'5	68'0	67'4	66'8	66'0	65'7
	24 64'0	64'0	64'0	64'0	64'1	64'2	64'6	64'3	64'1	63'9	63'9	63'4
	25 62'9	63'5	64'0	64'5	64'8	64'9	64'9	64'2	64'0	63'6	63'1	62'9
	26 62'9	63'4	63'9	64'3	64'7	64'9	64'9	64'7	64'0	63'8	63'7	63'1
	27 —	—	—	—	—	—	—	—	—	—	—	—
	28 62'1	62'8	63'2	63'7	64'0	64'5	64'3	64'0	63'8	63'4	63'1	63'0
	29 62'7	63'1	63'9	64'3	64'9	65'0	65'0	64'7	64'0	63'9	63'5	63'1
	30 62'4	63'0	63'7	64'1	64'4	64'5	64'3	63'9	63'7	63'1	62'9	62'7
Hourly Means	62'38	62'95	63'52	64'00	64'42	64'67	64'71	64'43	64'12	63'74	63'40	63'10

HORIZONTAL FORCE.

One Scale Division = .00021 parts of the H. F. Change in the Magnetic moment of the Bar for 1° Fah. = .00028.

12h.	13h.	14h.	15h.	16h.	17h.	18h.	19h.	20h.	21h.	22h.	23h.	Daily and Monthly Means.
Sc. Div. 40.7	Sc. Div. 41.3	Sc. Div. 41.1	Sc. Div. 41.4	Sc. Div. 41.2	Sc. Div. 41.4	Sc. Div. 41.8	Sc. Div. 42.2	Sc. Div. 43.4	Sc. Div. 45.3	Sc. Div. 48.0	Sc. Div. 50.7	Sc. Div. 42.80
42.1	42.8	43.3	44.1	44.1	44.2	44.2	43.8	45.0	46.5	49.8	52.9	45.11
43.3	43.0	44.2	45.2	48.2	45.8	45.6	45.5	44.1	38.5	40.4	41.8	44.96
36.8	37.1	39.4	40.7	41.5	41.3	42.9	41.2	41.9	42.0	41.0	40.0	39.90
—	—	—	—	—	—	—	—	—	—	—	—	—
39.4	39.5	40.7	40.1	40.0	40.0	40.3	40.8	42.1	44.0	46.0	48.7	37.92
39.2	39.4	39.8	40.0	40.1	40.6	41.0	41.1	39.8	39.1	40.9	42.9	41.47
36.3	36.8	37.8	38.4	38.8	38.8	39.7	39.5	39.2	40.8	43.5	44.9	37.05
36.4	36.9	37.2	37.3	37.5	37.7	38.3	38.2	39.0	39.9	42.1	43.2	38.50
37.1	38.6	39.4	38.9	40.7	41.5	43.0	44.1	43.8	39.3	42.0	43.0	39.61
34.9	40.4	39.4	38.1	38.7	36.7	36.2	37.9	38.5	38.1	40.5	45.0	37.24
—	—	—	—	—	—	—	—	—	—	—	—	—
36.7	38.9	40.9	41.8	41.1	41.0	40.5	40.1	39.9	45.4	46.6	46.6	40.43
37.0	37.1	37.2	38.1	40.0	40.0	40.0	40.0	40.0	41.2	40.0	44.8	38.78
37.1	37.9	38.1	38.6	39.1	39.6	39.8	40.2	40.8	42.8	45.9	47.6	39.58
37.0	37.0	39.4	37.9	37.9	38.4	39.9	39.9	41.6	45.0	45.7	46.4	40.05
35.5	38.2	38.8	38.3	39.5	39.8	40.7	40.9	40.9	41.1	46.2	48.1	40.32
40.0	40.1	40.0	40.5	41.6	41.6	41.3	42.0	44.0	44.7	46.8	49.1	43.25
—	—	—	—	—	—	—	—	—	—	—	—	—
42.0	43.1	43.1	42.5	42.7	42.2	42.1	43.3	45.2	48.0	51.8	54.1	42.77
32.0	35.9	33.0	32.2	38.7	36.9	35.1	34.9	29.0	29.1	29.8	27.1	38.11
30.8	27.1	27.7	30.2	31.0	31.5	34.9	33.1	33.1	37.1	39.4	40.9	24.35
32.7	31.0	31.1	31.0	33.2	33.5	33.2	34.9	35.7	37.8	39.4	41.4	35.03
34.4	35.1	35.7	36.3	36.8	38.0	38.2	37.9	38.1	40.1	42.4	43.9	37.67
39.1	38.7	38.1	40.4	41.6	40.1	40.0	40.3	42.1	41.5	44.0	46.1	40.90
—	—	—	—	—	—	—	—	—	—	—	—	—
37.2	38.8	41.4	41.4	40.8	40.7	40.8	41.1	42.0	43.3	45.9	49.3	41.57
41.4	39.2	39.2	39.3	39.8	40.2	40.2	40.4	42.1	43.9	47.0	49.8	41.45
38.7	40.2	41.4	40.5	40.9	40.8	40.9	41.0	42.9	44.0	46.7	47.2	42.28
38.8	39.6	41.3	40.3	42.9	40.8	38.8	39.2	40.2	42.2	44.8	47.0	41.88
37.56	38.22	38.80	38.98	39.94	39.73	39.98	40.13	40.55	41.57	43.72	45.48	39.69

TEMPERATURE OF THE BIFILAR MAGNET.

62.5	62.0	61.9	61.9	61.8	61.8	61.8	61.6	61.5	61.4	61.6	61.8	62.59
61.9	61.8	61.6	61.4	61.1	61.0	61.0	61.0	61.0	61.1	61.2	61.4	62.07
61.9	61.8	61.7	61.6	61.2	61.1	61.0	61.0	60.9	60.9	61.0	61.0	62.07
61.2	61.1	61.2	61.0	60.9	60.9	60.8	60.8	60.8	60.7	60.6	60.8	61.37
—	—	—	—	—	—	—	—	—	—	—	—	—
60.0	60.0	59.9	59.9	59.8	59.8	59.9	59.8	59.7	59.7	59.9	60.0	60.72
60.9	60.8	60.7	60.5	60.2	60.1	60.0	59.9	60.1	60.0	60.0	60.0	60.91
61.4	61.1	61.0	60.9	60.8	60.7	60.5	60.2	60.2	60.1	60.4	60.5	61.47
62.0	61.9	61.9	61.7	61.5	61.3	61.2	61.0	61.0	61.0	61.0	61.6	61.95
62.9	62.8	62.4	62.1	62.0	61.8	61.7	61.4	61.1	61.0	61.2	61.8	62.78
63.0	62.9	62.7	62.1	61.9	61.7	61.2	61.0	61.1	61.1	61.5	62.0	62.94
—	—	—	—	—	—	—	—	—	—	—	—	—
63.0	62.9	62.7	62.2	62.0	61.8	61.7	61.6	61.2	61.2	61.7	62.2	63.42
63.5	63.3	63.2	62.9	62.7	62.4	62.0	61.9	61.9	62.0	62.0	62.8	63.60
63.9	63.4	63.0	62.9	62.8	62.6	62.5	62.3	62.1	62.1	62.3	62.9	63.72
64.8	64.3	64.0	63.8	63.6	63.1	63.0	63.1	63.1	63.1	63.4	63.9	64.83
64.1	63.9	63.7	63.5	63.1	62.9	62.9	62.8	62.8	62.7	62.7	62.8	64.35
63.0	62.9	63.0	62.7	62.5	62.2	62.1	62.0	62.0	62.0	61.9	62.0	63.28
—	—	—	—	—	—	—	—	—	—	—	—	—
62.1	62.1	62.0	62.0	62.0	61.9	61.9	61.7	61.7	61.7	61.9	62.0	62.71
63.7	63.6	63.0	62.9	62.4	62.0	61.7	61.6	61.6	61.6	61.9	62.6	63.22
64.3	64.0	63.8	63.6	63.3	63.0	63.0	62.9	62.7	62.6	62.7	63.0	63.97
65.2	65.0	64.9	64.7	64.6	64.2	64.1	64.1	64.0	64.0	64.1	64.0	65.49
63.0	62.9	62.7	62.4	62.1	61.9	61.9	61.8	61.7	61.7	61.8	62.0	63.10
62.8	62.6	62.4	62.4	62.2	62.1	62.1	62.0	61.9	61.8	62.0	62.1	63.06
—	—	—	—	—	—	—	—	—	—	—	—	—
62.1	62.0	62.0	61.9	61.9	61.8	61.5	61.5	61.5	61.4	61.6	61.9	62.89
62.6	62.4	62.1	62.0	61.9	61.9	61.9	61.7	61.7	61.6	61.8	62.0	62.73
63.0	62.9	62.7	62.5	62.2	62.1	61.9	61.9	61.8	61.8	61.8	62.0	63.11
62.1	62.0	62.0	61.9	61.9	61.8	61.7	61.5	61.2	61.1	61.2	61.4	62.60
62.73	62.55	62.39	62.21	62.02	61.84	61.73	61.62	61.55	61.52	61.66	61.94	62.88

HORIZONTAL FORCE.													
One Scale Division = '00021 parts of the H.F. Change in the Magnetic moment of the Bar for 1° Fah ^t . = '00028.													
Mean Göttingen Time.	0h.	1h.	2h.	3h.	4h.	5h.	6h.	7h.	8h.	9h.	10h.	11h.	
OCTOBER.	1	50·2	51·9	50·7	43·1	42·8	39·1	39·1	34·8	36·8	38·8	38·9	
	2	51·6	50·9	47·7	44·2	42·0	39·8	36·1	36·9	32·8	34·0	32·5	
	3	46·7	46·6	45·8	44·2	45·2	44·6	41·3	39·2	40·8	41·6	41·5	
	4	—	—	—	—	—	—	—	—	—	—	—	—
	5	54·0	54·6	51·5	46·9	42·5	41·2	40·8	40·6	40·7	40·4	40·3	40·7
	6	49·0	48·9	47·2	44·8	42·2	40·0	39·5	39·4	39·1	39·6	37·9	37·7
	7	49·8	49·3	47·7	44·3	39·5	36·9	33·0	32·9	30·9	33·4	30·0	31·5
	8	40·0	28·8	28·1	24·5	20·5	21·8	24·7	24·8	26·0	28·7	30·0	31·2
	9	44·8	44·8	43·1	41·1	38·2	36·1	34·0	34·2	32·7	35·0	34·5	33·3
	10	39·6	37·6	31·9	29·0	28·7	32·0	30·2	29·4	28·8	30·7	32·1	33·5
	11	—	—	—	—	—	—	—	—	—	—	—	—
	12	44·6	43·0	39·9	38·4	37·3	37·3	36·4	33·3	33·7	35·2	35·3	36·8
	13	43·3	44·1	42·9	41·7	40·2	38·1	36·9	38·3	36·2	35·9	38·8	36·7
	14	43·9	42·8	40·8	39·8	38·8	38·3	38·7	38·1	37·8	37·6	37·2	37·3
	15	50·0	51·0	50·0	47·6	45·6	43·3	41·0	39·8	40·0	39·1	39·1	39·9
	16	46·5	45·2	44·2	43·0	41·1	39·5	38·4	38·5	38·3	38·0	37·0	37·2
	17	50·7	51·0	49·6	46·7	44·2	43·9	42·3	41·3	40·8	42·4	42·5	41·2
	18	—	—	—	—	—	—	—	—	—	—	—	—
	19	53·3	53·2	50·2	48·5	46·0	42·9	37·8	35·8	37·2	40·2	34·5	29·2
	20	47·7	48·2	46·0	44·7	41·1	37·0	37·1	37·8	37·9	37·9	37·0	36·1
	21	47·7	47·5	45·7	43·9	43·0	40·2	39·3	37·8	38·0	36·2	37·6	37·2
	22	44·4	44·3	40·1	37·0	34·7	34·1	33·9	31·5	32·0	34·7	35·1	34·7
	23	47·1	47·3	44·0	44·0	42·1	40·9	39·5	38·4	38·5	38·6	38·1	38·1
	24	46·1	45·7	44·1	42·2	40·8	39·9	39·9	39·7	38·0	38·8	38·2	39·0
	25	—	—	—	—	—	—	—	—	—	—	—	—
	26	49·4	47·9	48·0	46·9	45·6	43·3	40·3	40·0	38·8	39·8	38·0	38·8
	27	49·8	50·2	47·9	46·6	43·8	41·8	40·0	40·9	39·9	40·9	38·2	38·8
	28	48·7	49·2	47·7	46·0	43·5	43·8	42·5	42·1	42·6	41·3	41·2	41·5
	29	47·8	46·6	46·9	45·1	43·9	42·2	41·7	41·5	40·8	39·3	39·1	40·0
	30	46·2	44·7	41·3	42·0	40·9	39·8	39·0	37·2	36·8	36·2	36·8	37·1
	31	42·3	42·5	43·2	40·8	40·0	39·0	39·2	39·2	39·7	39·1	39·1	39·4
Nov. 1	—	—	—	—	—	—	—	—	—	—	—	—	
Hourly Means	47·23	46·59	44·67	42·48	40·53	39·14	37·87	37·16	36·87	37·53	37·06	36·97	

TEMPERATURE OF THE BIFILAR MAGNET.												
OCTOBER.	1	61·7	61·9	62·1	62·8	62·9	63·0	62·8	62·4	62·1	61·9	61·7
	2	61·4	61·9	62·1	62·7	62·9	62·9	62·8	62·5	62·0	61·9	61·8
	3	61·6	62·0	62·3	62·3	62·5	62·5	62·4	62·0	61·9	61·8	61·5
	4	—	—	—	—	—	—	—	—	—	—	—
	5	60·7	61·0	61·4	61·8	61·9	61·9	61·8	61·4	61·1	61·0	60·7
	6	60·1	60·6	60·9	61·3	61·8	61·9	61·9	61·8	61·4	61·0	60·9
	7	60·0	60·1	60·6	61·0	61·1	61·6	61·8	61·8	61·4	61·0	60·8
	8	60·0	60·7	61·3	61·8	62·1	62·2	62·5	62·5	62·3	62·1	61·9
	9	61·0	61·7	62·3	63·0	63·7	63·9	64·0	63·8	63·4	62·9	62·7
	10	61·9	62·4	63·0	64·0	64·5	64·7	64·7	64·1	63·9	63·5	63·0
	11	—	—	—	—	—	—	—	—	—	—	—
	12	62·4	62·9	63·4	63·9	64·0	64·0	64·0	63·8	63·5	63·1	62·9
	13	62·8	63·1	63·7	64·1	64·3	64·5	64·1	63·9	63·6	63·1	62·9
	14	62·3	62·9	63·4	63·8	64·0	64·1	64·2	64·0	63·7	63·4	63·0
	15	62·6	63·0	63·3	63·7	63·9	64·0	64·1	63·9	63·7	63·4	63·0
	16	63·0	63·7	64·0	64·0	64·4	64·7	64·8	64·6	64·0	63·8	63·4
	17	62·0	62·5	63·0	63·6	64·0	64·1	64·1	64·0	63·7	63·1	63·0
	18	—	—	—	—	—	—	—	—	—	—	—
	19	62·8	63·2	63·7	64·0	64·5	64·8	64·6	64·2	64·1	63·7	63·2
	20	62·6	63·0	63·3	63·9	64·6	65·0	65·0	64·8	64·3	64·0	63·7
	21	63·1	63·9	64·5	65·1	65·5	65·7	65·7	65·2	64·9	64·7	64·0
	22	63·9	64·5	64·9	65·0	65·2	65·2	65·1	64·9	64·9	64·7	64·3
	23	63·4	64·0	64·5	65·0	65·1	65·1	65·2	65·0	64·8	64·2	64·0
	24	62·9	63·2	64·0	64·9	65·1	65·0	64·8	64·3	64·0	63·8	63·4
	25	—	—	—	—	—	—	—	—	—	—	—
	26	62·7	63·0	63·8	64·1	64·7	64·9	64·8	64·6	64·4	64·0	63·8
	27	63·0	63·2	63·7	63·9	64·0	64·0	64·3	64·4	64·0	63·9	63·7
	28	62·7	62·8	63·0	63·0	63·0	63·0	63·0	63·0	62·9	62·9	62·6
	29	62·2	62·8	63·0	63·0	63·1	63·0	62·9	62·7	62·3	62·1	62·0
	30	62·9	63·9	65·0	66·0	67·0	67·7	68·0	67·8	67·0	66·2	65·7
	31	64·1	65·1	65·7	66·1	66·7	67·0	67·0	66·9	66·2	65·9	65·2
Nov. 1	—	—	—	—	—	—	—	—	—	—	—	
Hourly Means	62·21	62·70	63·18	63·62	63·94	64·09	64·09	63·86	63·54	63·23	62·92	

HORIZONTAL FORCE.

One Scale Division = '00021 parts of the H. F. Change in the Magnetic moment of the Bar for 1° Fah°. = '00028.

12h.	13h.	14h.	15h.	16h.	17h.	18h.	19h.	20h.	21h.	22h.	23h.	Daily and Monthly Means.
Sc. Div. 41'6	Sc. Div. 43'1	Sc. Div. 41'5	Sc. Div. 41'6	Sc. Div. 41'0	Sc. Div. 41'0	Sc. Div. 41'6	Sc. Div. 41'9	Sc. Div. 42'4	Sc. Div. 45'9	Sc. Div. 48'8	Sc. Div. 50'2	Sc. Div. 42'74
31'3	31'5	33'8	38'2	39'7	38'2	37'0	37'1	40'0	41'5	44'9	46'1	39'14
—	—	—	—	—	—	—	—	—	—	—	—	43'14
39'8	40'1	39'3	40'5	42'2	42'0	42'1	42'2	42'8	45'0	48'9	52'1	43'44
41'1	41'0	40'9	41'0	41'0	40'9	41'2	41'0	41'9	43'5	46'9	47'9	42'53
41'6	40'9	41'0	42'2	42'0	41'7	43'2	41'0	41'9	43'7	47'1	49'2	37'12
34'5	37'7	38'2	42'2	38'9	35'2	32'5	34'1	32'0	31'0	35'4	40'1	32'47
32'9	33'9	33'8	34'8	35'0	36'1	36'8	36'8	36'9	40'7	45'0	47'6	37'69
37'8	37'1	37'1	36'5	36'0	36'9	38'2	37'9	37'5	38'1	39'5	40'2	34'84
—	—	—	—	—	—	—	—	—	—	—	—	38'27
33'2	35'0	35'3	35'2	39'3	38'9	37'4	37'9	39'5	39'8	40'2	40'9	39'20
38'0	38'1	36'9	36'9	37'4	38'2	38'1	38'6	39'5	40'8	41'8	43'1	40'15
37'7	39'6	37'0	38'0	38'3	37'7	37'9	37'7	38'6	39'8	42'1	43'4	42'28
38'0	39'8	39'4	39'1	39'2	39'1	39'8	40'3	41'3	42'8	45'3	48'4	41'05
38'9	39'3	38'0	37'6	39'1	41'3	39'7	40'1	40'6	43'7	44'1	45'9	44'23
37'2	37'5	39'8	39'7	40'0	40'0	40'0	41'0	42'3	44'7	46'8	49'3	40'45
—	—	—	—	—	—	—	—	—	—	—	—	40'94
41'1	40'9	41'4	41'8	43'1	42'5	42'5	42'1	43'2	46'0	48'6	51'7	39'50
32'1	31'0	36'5	37'3	36'8	38'4	37'6	38'0	41'3	44'0	44'8	44'1	37'68
39'6	38'5	38'0	38'8	39'4	39'1	39'8	40'2	42'1	43'8	46'0	48'7	40'96
36'9	37'2	37'5	35'9	37'0	36'0	36'1	36'1	37'2	40'6	40'1	43'2	41'25
38'3	36'6	37'0	37'4	39'1	38'1	38'0	37'6	38'8	40'2	41'8	44'9	42'50
38'3	38'9	38'9	39'1	39'3	40'1	38'7	39'8	40'9	42'9	44'3	45'3	42'40
—	—	—	—	—	—	—	—	—	—	—	—	43'28
39'5	39'1	39'7	40'0	40'0	40'6	40'3	40'8	42'5	43'3	45'0	46'9	43'09
39'9	40'2	40'8	41'1	40'7	40'7	40'6	40'7	42'1	43'2	45'2	48'0	39'56
39'2	39'7	39'7	40'0	40'9	40'9	40'8	41'4	42'4	43'0	44'3	46'5	40'08
41'4	40'3	42'5	41'0	42'8	41'7	41'9	41'5	42'1	43'2	44'1	46'2	40'37
40'6	41'7	41'7	41'7	41'1	42'1	42'1	43'8	45'0	46'3	46'4	46'7	—
38'3	37'0	40'0	38'5	38'2	37'9	38'4	38'2	40'0	40'7	42'0	42'2	—
—	—	—	—	—	—	—	—	—	—	—	—	—
35'4	36'1	37'9	38'1	38'5	38'9	39'8	39'1	40'9	42'6	44'9	46'3	—
37'93	38'21	38'65	39'04	39'48	39'41	39'34	39'51	40'58	42'25	44'23	46'11	40'37

TEMPERATURE OF THE BIFILAR MAGNET.

61'2	61'1	61'0	60'9	60'8	60'8	60'7	60'7	60'6	60'5	60'8	61'0	61'54
61'5	61'4	61'2	61'0	61'0	60'9	60'9	60'9	61'0	61'0	61'1	61'3	61'66
—	—	—	—	—	—	—	—	—	—	—	—	61'12
60'6	60'6	60'6	60'5	60'3	60'2	60'0	59'9	60'0	60'0	60'0	60'0	60'53
60'1	60'0	59'9	59'9	59'8	59'8	59'8	59'7	59'6	59'6	59'7	59'9	60'49
60'4	60'1	60'0	60'0	59'9	59'8	59'6	59'5	59'5	59'5	59'5	59'6	60'33
60'2	60'0	60'0	59'9	59'8	59'7	59'5	59'2	59'4	59'4	59'4	59'8	61'08
61'2	61'0	60'9	60'8	60'5	60'3	60'1	60'0	60'0	60'0	60'0	60'1	62'11
62'0	61'8	61'6	61'5	61'5	61'2	61'2	61'1	61'0	61'0	61'1	61'2	62'69
—	—	—	—	—	—	—	—	—	—	—	—	62'60
62'6	62'3	62'0	62'0	61'9	61'8	61'5	61'5	61'5	61'5	61'6	61'9	62'75
62'4	62'1	62'0	61'9	61'9	61'8	61'7	61'5	61'3	61'4	61'8	62'0	62'75
62'5	62'4	62'2	62'1	61'9	61'8	61'8	61'6	61'6	61'6	61'7	61'9	62'67
62'7	62'4	62'1	62'0	62'0	61'9	61'9	61'9	61'8	61'8	61'8	62'0	62'92
62'6	62'2	62'0	61'9	61'9	61'8	61'6	61'5	61'5	61'5	62'0	62'2	62'56
62'8	62'6	62'4	62'0	61'9	61'8	61'7	61'5	61'3	61'4	61'5	61'8	62'99
—	—	—	—	—	—	—	—	—	—	—	—	63'06
62'0	62'0	62'0	62'0	61'9	61'6	61'6	61'5	61'5	61'6	61'7	62'1	64'16
62'9	62'7	62'3	62'3	62'1	62'0	62'0	61'9	61'9	61'9	61'9	62'1	63'79
62'9	62'7	62'4	62'1	62'0	62'0	61'9	61'9	61'8	61'8	62'0	62'6	63'56
64'0	63'9	63'9	63'8	63'7	63'7	63'6	63'5	63'5	63'3	63'2	63'5	63'13
63'8	63'6	63'1	62'9	62'8	62'7	62'5	62'4	62'4	62'4	62'6	62'9	63'27
63'2	63'1	63'0	62'9	62'6	62'6	62'5	62'4	62'2	62'2	62'1	62'5	63'12
—	—	—	—	—	—	—	—	—	—	—	—	62'44
62'8	62'7	62'5	62'3	62'2	62'1	62'1	62'0	62'0	62'0	62'0	62'1	62'12
63'1	62'9	62'9	62'8	62'5	62'4	62'2	62'2	62'2	62'2	62'2	62'2	64'84
63'1	62'9	62'9	62'8	62'7	62'5	62'1	62'0	62'0	62'0	62'1	61'8	64'56
62'5	62'4	62'4	62'2	62'0	61'9	61'9	61'8	61'8	61'7	61'6	61'8	—
61'9	61'8	61'6	61'6	61'5	61'5	61'5	61'5	61'5	61'5	61'9	62'0	—
64'8	64'5	64'0	63'9	63'7	63'5	63'2	63'1	63'1	63'1	63'2	63'7	—
—	—	—	—	—	—	—	—	—	—	—	—	—
64'0	63'7	63'7	63'4	63'2	63'0	63'0	62'9	62'9	62'9	62'9	63'0	—
62'36	62'18	62'02	61'90	61'78	61'67	61'56	61'47	61'44	61'44	61'54	61'77	62'55

HORIZONTAL FORCE.													
One Scale Division = '00021 parts of the H. F. Change in the Magnetic moment of the Bar for 1° Fah' = '00028.													
Mean Göttingen Time.	0h.	1h.	2h.	3h.	4h.	5h.	6h.	7h.	8h.	9h.	10h.	11h.	
NOVEMBER.	Sc. Div.	Sc. Div.	Sc. Div.	Sc. Div.	Sc. Div.	Sc. Div.	Sc. Div.	Sc. Div.	Sc. Div.	Sc. Div.	Sc. Div.	Sc. Div.	
	2	47·2	42·9	37·0	37·2	37·8	34·4	34·0	34·5	33·9	33·1	35·6	33·9
	3	43·3	40·9	39·4	38·3	40·0	39·5	37·8	37·0	36·0	36·7	37·1	36·9
	4	45·9	46·0	44·0	42·7	40·6	38·6	37·1	36·0	35·0	34·3	35·1	34·2
	5	43·4	44·4	43·3	40·9	39·4	38·1	37·3	37·2	37·8	37·0	37·0	37·2
	6	46·2	44·6	45·7	45·2	43·7	42·2	41·1	39·9	38·8	37·0	37·1	37·9
	7	49·7	49·6	48·8	47·8	45·4	43·3	41·0	38·7	34·2	31·1	28·1	29·5
	8	—	—	—	—	—	—	—	—	—	—	—	—
	9	47·2	48·8	45·9	44·2	43·1	42·5	41·8	40·8	40·0	39·8	40·1	39·8
	10	47·4	46·5	47·1	46·3	45·6	44·6	43·1	42·6	42·0	41·2	40·3	39·8
	11	50·0	51·1	50·1	49·1	46·9	44·1	43·0	40·1	40·3	38·8	39·1	38·6
	12	51·2	50·8	50·2	48·9	47·9	47·1	44·6	42·7	42·0	42·1	42·1	41·8
	13	53·4	53·7	53·2	51·2	48·8	47·6	44·2	41·2	40·9	40·2	39·3	39·8
	14	49·2	50·0	49·1	46·9	45·8	43·9	42·1	41·0	40·1	39·1	39·0	40·0
	15	—	—	—	—	—	—	—	—	—	—	—	—
	16	50·7	50·3	48·1	46·1	44·8	43·1	42·4	41·5	41·3	41·5	40·4	40·9
	17	53·4	53·7	50·6	47·0	44·8	37·7	33·2	14·2	07·3	13·0	19·9	22·8
	18	34·2	35·9	35·2	34·3	30·0	30·6	31·9	31·9	32·0	32·0	32·0	32·1
	19	45·8	46·0	44·8	43·9	41·5	41·1	39·3	38·2	38·9	37·0	36·3	37·3
	20	49·5	46·8	45·5	43·5	41·4	37·4	37·0	37·0	36·0	36·0	35·6	38·8
	21	41·8	42·9	44·0	43·5	40·4	40·1	40·0	38·7	38·0	37·8	38·0	38·0
	22	—	—	—	—	—	—	—	—	—	—	—	—
	23	46·9	47·0	47·3	46·5	45·4	43·9	41·7	40·0	38·9	38·2	38·2	38·8
	24	48·7	48·1	46·3	44·9	43·9	42·0	40·3	38·9	38·8	39·0	38·7	38·7
	25	50·0	49·7	49·7	47·8	45·6	43·5	40·9	39·6	39·2	39·5	39·4	39·6
	26	52·6	53·6	47·7	41·3	32·9	31·0	25·1	20·5	28·8	27·2	31·9	31·0
	27	41·8	38·2	37·6	36·8	38·5	38·8	37·0	36·3	37·5	36·9	38·0	37·8
	28	45·0	44·7	42·6	42·0	40·5	37·8	35·3	36·0	33·8	34·2	35·1	37·9
	29	—	—	—	—	—	—	—	—	—	—	—	—
	30	43·9	43·2	42·4	37·2	38·9	39·3	39·5	39·8	39·2	40·0	39·2	39·2
	Hourly Means	47·14	46·78	45·42	43·74	42·14	40·49	38·83	36·97	36·43	36·11	36·50	36·89

TEMPERATURE OF THE BIFILAR MAGNET.													
NOVEMBER.	°	°	°	°	°	°	°	°	°	°	°	°	
	2	63·1	63·6	63·9	64·6	65·0	65·2	65·1	65·0	64·9	64·2	64·0	63·8
	3	64·1	65·0	65·9	66·7	67·4	67·9	68·1	67·9	67·4	66·8	66·0	65·6
	4	65·8	66·9	68·0	69·0	69·9	70·5	71·0	70·9	70·0	69·1	68·7	67·9
	5	65·7	66·0	66·6	66·9	67·0	67·0	66·9	66·6	66·1	65·8	65·5	65·1
	6	64·5	65·0	65·5	65·9	66·1	66·1	66·1	65·9	65·6	65·2	64·9	64·8
	7	64·1	64·5	65·0	65·4	65·7	65·8	65·7	65·2	65·0	65·0	64·7	64·3
	8	—	—	—	—	—	—	—	—	—	—	—	—
	9	62·9	63·0	63·1	63·4	63·6	63·7	63·7	63·5	63·2	63·0	62·9	62·9
	10	62·7	63·1	63·7	63·9	64·1	64·3	64·6	63·9	63·8	63·6	63·2	63·0
	11	62·7	62·8	63·0	63·0	63·3	63·6	63·7	63·5	63·2	63·0	62·9	62·7
	12	62·1	62·1	62·3	62·7	62·9	63·1	63·0	63·0	62·9	62·9	62·7	62·5
	13	62·2	62·7	63·0	63·3	63·8	64·0	64·0	64·0	63·8	63·4	63·1	62·9
	14	62·6	62·8	62·9	63·1	63·5	63·7	63·8	63·5	63·0	63·0	62·9	62·6
	15	—	—	—	—	—	—	—	—	—	—	—	—
	16	63·3	64·0	64·8	65·1	65·6	65·6	65·4	65·1	64·3	64·2	63·9	63·8
	17	63·6	64·1	64·9	65·3	65·7	65·9	65·9	65·7	65·6	65·1	64·9	64·8
	18	63·6	63·9	64·3	64·9	65·0	64·9	64·9	64·5	64·0	63·9	63·7	63·7
	19	62·8	63·1	63·6	64·0	64·5	64·8	64·8	64·7	64·1	64·0	63·7	63·5
	20	63·2	63·7	64·3	65·0	65·4	65·8	65·8	65·4	65·1	64·9	64·4	64·1
	21	63·8	64·0	64·6	65·0	65·4	65·8	65·8	65·5	65·0	64·7	64·2	63·9
	22	—	—	—	—	—	—	—	—	—	—	—	—
	23	64·3	64·9	65·1	65·8	66·2	66·2	66·1	66·0	65·9	65·3	64·9	64·7
	24	64·0	64·6	65·1	65·8	66·0	66·8	66·9	66·4	65·9	65·5	65·0	64·7
	25	64·1	64·9	65·3	65·9	66·1	66·4	65·7	65·1	64·9	64·8	64·4	64·1
	26	64·0	64·4	64·7	64·9	65·0	65·0	64·8	64·6	64·6	64·4	63·9	63·8
	27	62·8	63·0	63·1	63·2	63·5	63·6	63·7	63·3	63·0	62·9	62·9	62·9
	28	63·0	63·5	64·0	64·4	64·5	64·3	64·0	63·9	63·9	63·8	63·6	63·0
	29	—	—	—	—	—	—	—	—	—	—	—	—
	30	62·0	62·7	63·0	63·6	63·9	64·0	64·0	63·8	63·4	63·0	62·8	62·6
	Hourly Means	63·48	63·93	64·39	64·83	65·16	65·36	65·34	65·08	64·74	64·46	64·15	63·91

HORIZONTAL FORCE.

One Scale Division = '00021 parts of the H. F. Change in the Magnetic moment of the Bar for 1° Fah°. = '00028.

12h.	13h.	14h.	15h.	16h.	17h.	18h.	19h.	20.	21h.	22h.	23h.	Daily and Monthly Means.
Sc. Div.	Sc. Div.	Sc. Div.	Sc. Div.	Sc. Div.	Sc. Div.	Sc. Div.	Sc. Div.	Sc. Div.	Sc. Div.	Sc. Div.	Sc. Div.	Sc. Div.
35.8	36.1	37.8	37.4	37.4	38.0	38.1	38.1	38.8	40.0	40.1	42.2	37.55
37.1	36.9	37.7	37.9	38.1	38.8	38.8	39.3	40.3	41.8	45.3	44.3	39.13
32.8	33.2	34.3	35.7	35.2	35.1	35.3	35.6	36.5	38.2	40.0	41.9	37.64
37.3	38.0	38.1	38.7	38.7	38.8	39.5	38.4	39.2	39.9	41.3	44.6	39.40
38.6	38.7	39.8	39.1	37.7	39.0	38.8	38.7	41.0	43.3	46.0	47.6	41.15
—	—	—	—	—	—	—	—	—	—	—	—	—
38.5	38.8	39.2	39.4	39.2	39.6	38.7	38.3	38.4	41.0	42.2	44.9	40.22
39.9	39.9	39.6	40.0	40.2	40.3	40.3	40.2	41.4	43.1	45.1	47.8	42.16
39.5	41.6	40.7	41.0	41.8	42.4	42.4	42.8	43.3	45.9	48.8	49.0	43.57
39.1	39.6	39.2	40.3	40.3	40.8	40.9	41.7	44.1	46.5	48.8	50.5	43.46
41.7	41.7	41.1	41.2	42.1	42.7	42.8	44.2	46.7	48.5	50.4	52.1	45.27
40.1	40.1	40.0	40.0	40.9	40.4	40.0	40.5	42.1	44.0	45.7	48.5	43.99
—	—	—	—	—	—	—	—	—	—	—	—	—
40.2	40.2	40.8	40.9	41.1	41.0	41.4	41.3	43.2	44.7	46.8	49.2	43.21
42.1	41.4	41.3	41.8	40.6	41.6	41.8	43.1	45.0	48.8	51.6	53.0	44.30
26.0	27.0	27.8	32.0	32.8	30.3	33.3	33.7	33.8	32.3	33.5	31.4	32.15
33.2	33.8	34.1	34.5	35.2	36.0	36.2	37.8	40.3	42.2	43.3	44.4	35.13
37.3	39.5	38.5	38.5	38.9	39.0	40.4	40.6	43.9	45.2	47.7	48.7	41.18
34.9	37.2	37.8	37.7	37.7	37.6	37.6	37.2	38.0	37.9	38.9	41.0	39.08
—	—	—	—	—	—	—	—	—	—	—	—	—
39.3	39.6	39.7	39.9	40.1	40.0	40.1	40.2	40.8	42.0	43.9	45.9	40.61
39.3	39.8	40.2	40.3	40.7	40.8	—	41.6 ^a	42.4	44.3	47.2	48.8	42.58
39.2	39.7	39.8	39.9	40.7	40.8	41.0	41.9	44.6	46.4	47.8	49.1	42.47
40.0	39.8	40.3	40.8	40.8	41.2	42.0	42.1	44.0	45.0	47.7	51.3	43.31
28.0	30.8	32.6	33.9	36.9	36.2	36.6	37.7	37.2	37.3	39.1	40.8	35.45
38.3	39.8	39.0	38.3	39.9	39.6	39.1	40.5	42.0	42.6	43.6	43.8	39.24
—	—	—	—	—	—	—	—	—	—	—	—	—
40.6	40.3	42.1	41.1	41.1	41.2	42.1	42.9	43.9	44.8	44.8	45.8	40.65
40.1	40.8	40.7	40.0	40.8	41.3	41.2	42.2	44.6	45.1	43.7	43.8	41.09
—	—	—	—	—	—	—	—	—	—	—	—	—
37.56	38.17	38.48	38.81	39.16	39.30	39.52	39.96	41.42	42.83	44.53	46.02	40.55

TEMPERATURE OF THE BIFILAR MAGNET.

°	°	°	°	°	°	°	°	°	°	°	°	°
63.7	63.7	63.4	63.3	63.0	62.9	62.9	62.8	62.8	62.9	63.0	63.7	63.77
65.0	64.9	64.5	64.3	64.1	64.0	63.9	63.8	63.7	63.7	64.0	64.8	65.40
67.6	66.9	66.5	66.0	65.9	65.7	65.3	65.2	65.1	65.0	65.0	65.1	67.37
64.8	64.6	64.6	64.4	64.1	64.0	63.9	63.9	63.8	63.9	64.0	64.1	65.22
64.7	64.6	64.5	64.2	64.1	64.0	63.9	63.9	63.8	63.7	63.8	63.9	64.78
—	—	—	—	—	—	—	—	—	—	—	—	—
63.0	62.9	62.8	62.9	62.8	62.7	62.7	62.7	62.8	62.8	62.9	62.9	63.93
62.8	62.8	62.6	62.5	62.3	62.1	62.1	62.2	62.1	62.0	62.1	62.3	62.78
62.9	62.8	62.8	62.7	62.6	62.5	62.2	62.0	62.0	62.0	62.2	62.5	63.05
62.7	62.6	62.6	62.3	62.1	62.0	61.9	61.9	61.9	61.9	61.9	61.9	62.63
62.2	62.0	62.0	61.9	61.9	61.9	61.9	61.8	61.8	61.8	61.9	62.0	62.30
62.9	62.7	62.5	62.2	62.1	62.0	61.9	62.0	62.0	62.0	62.1	62.2	62.78
—	—	—	—	—	—	—	—	—	—	—	—	—
62.7	62.6	62.6	62.5	62.4	62.2	62.0	62.0	62.0	62.0	62.2	62.7	62.72
63.6	63.5	63.2	63.0	62.9	62.8	62.8	62.8	62.7	62.8	62.9	63.0	63.80
64.7	64.3	64.0	63.8	63.6	63.5	63.2	63.1	63.0	62.9	63.0	63.1	64.32
63.3	63.1	63.0	62.9	62.8	62.6	62.5	62.4	62.3	62.2	62.2	62.4	63.46
63.1	63.0	62.9	62.8	62.8	62.7	62.5	62.2	62.2	62.0	62.6	62.8	63.30
64.0	63.9	63.9	63.7	63.3	63.2	63.2	63.2	63.1	63.1	63.0	63.4	64.09
—	—	—	—	—	—	—	—	—	—	—	—	—
64.0	64.0	63.7	63.7	63.6	63.5	63.2	63.1	63.0	63.0	63.4	63.9	64.16
64.2	64.0	63.9	63.8	63.6	63.4	—	63.1 ^b	63.0	63.2	63.2	63.5	64.60
64.4	64.1	64.0	63.9	63.7	63.6	63.2	63.0	63.0	63.0	63.3	63.7	64.57
64.0	63.9	63.9	63.8	63.7	63.5	63.4	63.3	63.1	63.0	63.0	63.6	64.33
63.4	63.1	62.9	62.9	62.7	62.6	62.7	62.5	62.3	62.3	62.3	62.6	63.60
63.0	63.0	63.0	62.9	62.8	62.8	62.7	62.7	62.7	62.4	62.4	62.8	62.96
—	—	—	—	—	—	—	—	—	—	—	—	—
61.5	61.6	61.5	61.4	61.3	61.2	61.1	61.1	61.2	61.2	61.5	61.8	62.60
62.5	62.2	62.0	61.9	61.8	61.7	61.6	61.5	61.3	61.2	61.7	61.9	62.50
—	—	—	—	—	—	—	—	—	—	—	—	—
63.63	63.47	63.33	63.19	63.04	62.92	62.78	62.71	62.67	62.64	62.78	63.06	63.58

^a Not included in the means; thirteen minutes late.

^b Omitted in the means; twelve minutes late.

HORIZONTAL FORCE.													
One Scale Division = '00021 parts of the H. F. Change in the Magnetic moment of the Bar for 1° Fah ^t . = '00028.													
Mean Göttingen Time.	0h.	1h.	2h.	3h.	4h.	5h.	6h.	7h.	8h.	9h.	10h.	11h.	
DECEMBER.	Sc. Div.	Sc. Div.	Sc. Div.	Sc. Div.	Sc. Div.	Sc. Div.	Sc. Div.	Sc. Div.	Sc. Div.	Sc. Div.	Sc. Div.	Sc. Div.	
	1	44·5	44·0	43·1	41·8	41·7	42·0	41·6	41·5	40·1	39·7	39·9	39·3
	2	44·1	43·2	41·3	41·4	41·2	40·2	39·7	37·9	36·8	37·8	37·0	37·9
	3	44·7	44·0	41·9	41·8	41·8	41·3	40·2	38·8	38·0	37·9	37·7	37·8
	4	44·0	43·4	43·3	40·9	38·0	35·4	34·1	33·7	33·0	34·3	36·2	36·9
	5	52·0	50·7	48·9	45·3	42·1	40·7	37·9	36·1	35·9	35·5	34·9	35·2
	6	—	—	—	—	—	—	—	—	—	—	—	—
	7	46·6	45·9	45·9	44·1	43·2	42·1	40·2	39·2	39·1	39·0	38·9	39·0
	8	50·5	51·3	51·2	49·5	48·1	46·4	44·4	42·6	41·4	41·2	40·9	40·1
	9	47·0	46·7	46·2	46·1	45·8	45·1	43·9	41·9	39·9	38·5	35·8	34·9
	10	45·1	45·0	43·5	42·2	40·1	37·1	36·0	36·8	35·2	33·4	34·8	34·2
	11	42·7	41·7	41·5	38·1	37·3	37·0	36·5	35·7	34·6	35·5	34·5	35·1
	12	43·3	41·5	41·7	40·8	39·5	38·2	37·0	36·3	35·8	33·9	33·3	34·1
	13	—	—	—	—	—	—	—	—	—	—	—	—
	14	40·7	39·9	39·7	40·9	41·4	41·4	40·2	39·0	38·0	38·0	37·3	38·8
	15	43·8	45·0	45·2	44·5	42·9	40·9	39·4	38·2	38·0	37·8	37·2	36·8
	16	45·8	45·0	43·3	42·8	42·1	41·9	40·7	39·8	38·9	37·9	37·6	38·0
	17	49·1	48·4	47·9	46·5	44·5	43·3	42·3	40·8	40·1	39·6	38·8	38·2
	18	46·5	45·2	42·4	41·9	42·1	42·2	40·6	38·8	39·3	39·1	36·8	37·3
	19	47·8	46·6	45·6	43·3	42·2	40·8	39·1	38·3	38·1	38·2	38·0	38·2
	20	—	—	—	—	—	—	—	—	—	—	—	—
	21	46·5	44·0	43·0	42·8	41·7	40·6	40·2	40·0	40·0	39·5	39·3	39·9
	22	43·4	42·9	42·3	43·4	43·2	43·2	42·2	41·0	40·3	39·2	37·8	36·3
	23	42·3	45·0	43·8	41·9	38·9	33·7	32·3	32·4	27·7	25·0	33·6	28·5
	24	37·9	39·2	39·6	38·4	36·9	35·6	34·1	33·1	33·8	33·0	33·2	35·2
	25	^a —	—	—	—	—	—	—	—	—	—	—	—
	26	—	—	—	—	—	—	—	—	—	—	—	—
	27	—	—	—	—	—	—	—	—	—	—	—	—
	28	41·2	40·7	39·2	36·9	36·4	36·0	36·7	36·4	36·8	36·7	35·8	35·8
	29	40·5	40·1	39·8	39·5	38·1	37·0	36·9	35·4	36·6	36·0	35·9	36·1
	30	40·9	40·6	41·2	40·4	39·0	38·3	37·1	36·0	35·6	35·9	36·0	36·2
31	48·3	47·0	45·5	43·8	42·0	40·8	39·9	38·5	38·0	38·1	38·1	38·6	
Hourly Means	44·77	44·28	43·48	42·36	41·21	40·05	38·93	37·93	37·24	36·83	36·77	36·74	

TEMPERATURE OF THE BIFILAR MAGNET.													
DECEMBER.	1	62·7	63·2	63·9	64·1	64·6	64·7	64·5	64·1	63·9	63·6	63·1	62·9
	2	62·8	63·1	64·0	65·0	65·6	66·0	66·1	65·9	65·8	65·1	64·9	64·2
	3	64·6	65·0	65·7	65·9	66·0	66·4	66·7	66·7	66·1	65·8	65·2	65·0
	4	64·2	64·6	65·1	66·0	66·7	67·1	67·5	67·5	67·0	66·4	65·9	65·4
	5	64·8	65·7	66·7	67·6	68·3	68·8	69·0	68·8	68·0	67·7	67·0	66·6
	6	—	—	—	—	—	—	—	—	—	—	—	—
	7	64·8	65·4	66·0	66·6	66·8	66·8	66·4	66·1	65·8	65·4	65·0	64·9
	8	64·0	64·7	65·2	65·9	66·6	66·9	66·7	66·4	66·0	65·8	65·4	65·0
	9	65·1	65·7	66·0	66·0	66·0	66·0	66·0	65·9	65·7	65·1	65·0	64·8
	10	64·6	64·9	65·5	66·0	67·0	67·9	68·1	68·0	67·2	66·9	66·4	65·9
	11	65·2	66·1	67·1	68·1	68·8	69·0	69·0	68·9	68·1	67·8	67·0	66·8
	12	66·0	67·0	68·0	68·7	69·2	69·9	70·1	70·1	69·8	69·0	68·2	67·9
	13	—	—	—	—	—	—	—	—	—	—	—	—
	14	65·0	65·6	65·9	66·1	66·8	66·7	66·8	66·5	66·1	65·7	65·6	65·2
	15	64·1	64·9	65·2	65·6	66·0	66·3	66·4	66·0	65·8	65·5	65·0	64·9
	16	64·3	64·9	65·3	65·8	66·0	66·1	66·0	65·9	65·8	65·2	65·0	64·9
	17	64·0	64·1	64·6	64·8	65·0	65·4	65·7	65·6	65·1	65·0	64·8	64·4
	18	64·1	64·7	65·0	65·7	65·9	66·0	66·0	65·9	65·6	65·0	64·9	64·7
	19	64·7	65·5	66·3	66·8	67·0	67·5	67·7	67·6	67·0	66·6	65·9	65·8
	20	—	—	—	—	—	—	—	—	—	—	—	—
	21	64·9	65·3	66·0	66·7	67·0	67·1	67·2	67·0	66·7	66·2	65·9	65·6
	22	64·9	65·2	66·0	66·9	67·6	68·0	68·1	68·1	67·9	67·2	66·9	66·4
	23	65·9	66·2	66·7	67·2	68·0	68·9	69·1	69·0	68·8	68·0	67·7	67·4
	24	66·9	67·6	68·3	69·1	69·3	69·3	69·2	69·0	68·8	68·1	68·0	67·7
	25	^a —	—	—	—	—	—	—	—	—	—	—	—
	26	—	—	—	—	—	—	—	—	—	—	—	—
	27	—	—	—	—	—	—	—	—	—	—	—	—
	28	65·0	65·2	65·8	66·3	67·0	67·4	67·5	67·2	67·0	66·8	66·2	66·0
	29	65·8	66·2	66·9	67·8	68·0	68·2	68·0	68·0	67·5	67·0	66·8	66·2
	30	66·0	66·4	66·9	67·2	67·6	67·7	67·8	67·5	67·0	66·8	66·5	66·0
	31	65·4	65·9	66·1	66·9	67·0	67·1	67·0	66·9	66·7	66·1	66·0	65·8
Hourly Means	64·79	65·32	65·93	66·51	66·95	67·25	67·30	67·14	66·77	66·31	65·93	65·62	

^a Christmas Day.

HORIZONTAL FORCE.

One Scale Division = .00021 parts of the H. F. Change in the Magnetic moment of the Bar for 1° Fah°. = .00028.

12h.	13h.	14h.	15h.	16h.	17h.	18h.	19h.	20h.	21h.	22h.	23h.	Daily and Monthly Means.
Sc. Div. 37'9	Sc. Div. 40'0	Sc. Div. 39'8	Sc. Div. 40'2	Sc. Div. 41'0	Sc. Div. 40'8	Sc. Div. 41'2	Sc. Div. 42'0	Sc. Div. 41'9	Sc. Div. 42'0	Sc. Div. 42'0	Sc. Div. 42'8	Sc. Div. 41'28
39'1	39'1	39'0	39'1	39'5	39'8	39'8	40'6	40'7	40'8	42'1	43'7	40'07
38'1	38'8	39'7	42'2	42'3	42'3	41'1	41'5	42'8	43'1	43'1	45'0	41'08
37'2	38'4	39'2	39'9	41'5	41'0	40'3	41'5	45'0	48'9	51'9	53'2	40'47
—	—	—	—	—	—	—	—	—	—	—	—	—
38'6	39'2	39'3	40'0	40'3	40'1	40'2 ^b	41'0	42'0	42'2	44'1	45'8	41'21
39'1	39'5	40'0	40'0	40'1	40'4	40'5	41'0	42'4	43'6	45'2	48'0	41'79
39'2	39'7	38'0	39'3	40'1	41'9	42'0	41'5	42'1	42'8	44'8	46'2	43'55
34'5	31'3	32'2	34'1	37'0	37'6	37'5	37'8	40'1	42'3	42'3	43'3	40'07
35'9	37'1	37'2	38'9	37'8	38'2	37'9	37'8	38'8	41'5	42'1	42'1	38'70
35'1	35'9	39'4	40'1	38'1	38'3	39'4	41'0	41'2	43'1	42'2	43'1	38'63
—	—	—	—	—	—	—	—	—	—	—	—	—
38'5	37'8	37'2	37'2	37'5	38'1	38'8	38'9	39'6	39'9	40'6	40'9	38'35
38'3	38'0	38'1	38'7	38'9	38'9	39'3	40'1	40'9	42'2	44'7	43'8	39'88
37'1	36'9	39'2	38'9	39'2	39'5	40'1	40'2	41'0	41'5	43'1	44'9	40'47
38'2	38'4	39'1	39'2	39'1	39'4	39'8	40'8	42'4	44'8	46'7	48'2	41'25
39'2	39'5	41'0	41'1	41'0	41'2	41'8	42'0	42'7	42'3	43'5	44'3	42'46
37'2	37'9	38'8	39'1	40'0	40'1	40'7	42'4	44'1	45'9	46'8	47'9	41'38
—	—	—	—	—	—	—	—	—	—	—	—	—
39'4	39'1	39'5	40'2	40'8	41'0	40'8	40'9	42'2	44'2	45'8	46'8	41'54
39'1	38'1	37'8	38'1	38'9	39'6	39'9	39'8	41'1	42'1	43'6	43'8	40'81
35'0	36'1	37'6	37'0	39'0	39'2	40'2	39'9	40'3	41'3	42'2	42'3	40'22
29'5	34'8	33'5	32'9	32'7	32'9	32'0	32'3	33'6	34'1	34'3	36'0	34'32
36'0	35'9	37'1	35'8	37'1	37'5	38'1	37'1	37'5	37'4	37'7	40'2	36'56
—	—	—	—	—	—	—	—	—	—	—	—	—
—	—	—	—	—	—	—	—	—	—	—	—	—
35'8	36'6	36'3	36'8	37'2	37'7	38'1	38'8	39'1	39'3	39'7	39'9	37'66
36'9	37'6	37'6	38'1	37'8	38'5	38'3	38'4	39'0	39'4	39'9	40'1	38'06
36'8	37'0	37'1	37'4	38'0	38'1	38'5	39'5	41'3	43'6	45'9	47'9	39'10
38'6	38'9	39'2	39'8	39'8	40'2	40'1	41'5	44'0	45'6	47'1	47'8	41'72
37'21	37'66	38'12	38'56	38'99	39'29	39'42	39'93	41'03	42'16	43'26	44'32	40'03

TEMPERATURE OF THE BIFILAR MAGNET.

62'8	62'8	62'6	62'3	62'0	62'0	61'9	61'9	61'8	61'8	62'0	62'1	62'97
64'0	63'9	63'7	63'5	63'3	63'0	63'0	62'9	63'0	62'9	63'1	63'9	64'11
64'8	64'5	64'0	64'0	63'9	63'8	63'5	63'4	63'2	63'3	63'7	63'9	64'80
65'0	64'9	64'7	64'4	64'1	64'0	63'9	63'8	63'7	63'7	63'9	64'2	65'15
—	—	—	—	—	—	—	—	—	—	—	—	—
65'0	64'9	64'9	64'7	64'6	64'3	64'1 ^b	64'0	64'0	64'0	63'9	64'0	65'97
64'5	64'2	64'1	64'1	64'0	64'0	63'9	63'9	63'9	63'9	63'9	63'9	64'93
64'9	64'8	64'5	64'1	64'0	64'0	63'9	63'9	63'9	63'8	64'1	64'6	64'96
64'6	64'2	64'0	64'0	63'9	63'7	63'5	63'2	63'1	63'2	63'9	64'1	64'70
65'7	65'3	65'1	64'7	64'5	64'2	64'2	64'2	64'1	64'0	64'0	64'5	65'54
66'0	65'9	65'5	65'2	65'0	64'8	64'8	64'7	64'7	64'7	65'0	65'1	66'39
—	—	—	—	—	—	—	—	—	—	—	—	—
65'7	65'6	65'1	65'0	65'0	64'9	64'7	64'7	64'6	64'5	64'6	64'8	66'80
65'0	64'9	64'8	64'4	64'2	64'0	64'0	63'9	63'9	63'9	63'8	64'0	65'12
64'9	64'8	64'7	64'4	64'3	64'0	63'9	63'8	63'8	63'8	63'7	63'9	64'82
64'7	64'3	64'1	64'1	64'0	63'9	63'9	63'9	63'8	63'7	63'7	63'9	64'72
64'0	63'9	63'9	63'8	63'8	63'7	63'4	63'4	63'5	63'5	63'7	64'1	64'30
64'5	64'2	64'0	63'9	63'8	63'7	63'4	63'2	63'1	63'0	63'4	64'0	64'49
—	—	—	—	—	—	—	—	—	—	—	—	—
65'0	64'9	64'9	64'7	64'5	64'2	64'0	64'0	64'0	64'0	64'0	64'4	65'46
65'2	65'0	64'9	64'7	64'5	64'2	64'2	64'1	64'0	64'0	64'1	64'4	65'37
66'0	65'9	65'6	65'2	65'0	64'9	64'7	64'7	64'5	64'4	64'8	65'3	66'01
67'2	67'1	66'9	66'9	66'8	66'6	66'2	66'0	66'0	65'9	65'8	66'0	67'10
67'1	66'7	66'5	66'1	66'0	65'9	65'8	65'4	65'4	65'1	65'2	65'7	67'17
—	—	—	—	—	—	—	—	—	—	—	—	—
—	—	—	—	—	—	—	—	—	—	—	—	—
65'9	65'8	65'7	65'4	65'2	65'0	64'9	64'8	64'8	64'8	64'9	65'0	65'82
66'0	65'9	65'9	65'7	65'6	65'5	65'4	65'2	65'1	65'0	65'2	65'6	66'35
65'9	65'8	65'6	65'3	65'0	65'0	64'9	64'9	64'8	64'8	64'9	65'0	66'05
65'5	65'4	65'1	65'0	64'9	64'8	64'7	64'6	64'5	64'5	64'6	64'8	65'64
65'20	65'02	64'83	64'62	64'48	64'32	64'20	64'10	64'05	64'01	64'16	64'45	65'39

^b Omitted in the means; ten minutes late.

HORIZONTAL FORCE.													
One Scale Division = '00021 parts of the H. F. Change in the Magnetic moment of the Bar for 1° Fah°. = '00028.													
Mean Göttingen Time.	0h.	1h.	2h.	3h.	4h.	5h.	6h.	7h.	8h.	9h.	10h.	11h.	
	Sc. Div.	Sc. Div.	Sc. Div.	Sc. Div.	Sc. Div.	Sc. Div.	Sc. Div.	Sc. Div.	Sc. Div.	Sc. Div.	Sc. Div.	Sc. Div.	
JANUARY.	1	48·3	47·3	46·3	44·1	42·3	40·4	38·9	38·2	38·8	39·7	39·4	
	2	43·9	41·6	40·9	41·0	40·7	38·2	36·6	35·1	35·8	35·3	34·2	
	3	—	—	—	—	—	—	—	—	—	—	—	
	4	47·4	46·9	45·8	43·8	41·2	38·0	36·4	34·5	35·7	34·7	34·9	34·3
	5	44·5	45·2	44·9	42·2	40·0	40·7	38·8	37·2	36·5	36·2	36·0	35·5
	6	47·7	47·6	44·7	42·5	39·4	37·0	35·9	35·2	34·5	35·2	35·1	35·6
	7	47·0	46·5	45·8	41·7	38·2	37·6	36·6	35·7	35·7	36·1	35·9	36·1
	8	46·2	46·0	45·1	42·3	39·8	38·6	37·6	36·2	35·8	35·5	35·9	36·7
	9	47·7	47·0	45·5	44·1	41·6	40·1	38·8	36·7	35·4	33·4	33·1	32·9
	10	—	—	—	—	—	—	—	—	—	—	—	—
	11	45·6	45·9	45·3	42·4	38·6	37·5	36·6	35·1	33·8	34·5	34·4	34·7
	12	46·2	45·3	41·0	38·0	36·9	36·5	36·2	34·9	34·8	34·5	34·4	34·9
	13	42·2	44·0	43·3	40·0	40·9	40·2	36·2	33·2	32·6	30·9	33·2	33·0
	14	40·8	41·0	40·0	38·3	37·2	36·2	35·2	34·8	34·7	34·8	36·7	38·0
	15	42·2	42·8	42·1	39·1	38·2	38·2	38·1	36·5	35·2	35·1	35·1	35·0
	16	48·1	47·1	47·7	43·2	38·5	38·0	36·1	34·0	33·4	34·0	33·9	33·7
	17	—	—	—	—	—	—	—	—	—	—	—	—
	18	45·1	45·3	43·6	39·9	39·0	39·0	37·1	35·5	35·2	34·9	34·6	34·9
	19	47·1	45·8	42·8	40·8	39·8	39·7	38·2	37·0	35·8	35·9	36·1	36·3
	20	48·0	43·6	42·5	41·1	38·7	38·5	37·0	35·1	34·4	33·1	30·2	32·7
	21	45·4	43·7	38·9	34·2	30·8	30·9	29·8	29·7	29·2	30·0	29·5	29·6
	22	40·0	37·8	33·8	33·5	34·4	33·5	32·4	32·1	32·4	31·8	32·7	32·4
	23	45·3	45·5	43·2	41·2	39·9	37·7	35·9	35·0	34·4	34·0	33·9	34·9
	24	—	—	—	—	—	—	—	—	—	—	—	—
	25	50·2	50·0	48·7	46·2	43·0	39·8	36·7	34·3	33·9	33·6	33·6	33·9
	26	47·3	47·8	47·0	44·0	41·7	39·0	36·8	35·8	35·8	35·8	35·7	34·8
	27	44·9	43·5	41·3	40·1	39·1	37·9	35·9	34·2	34·2	34·0	34·4	34·1
	28	42·0	44·5	44·7	42·1	41·0	39·5	37·5	35·7	35·2	35·1	35·0	35·4
	29	42·2	39·7	38·3	34·3	32·8	31·5	30·0	29·4	25·4	24·7	24·7	23·3
	30	39·0	39·2	37·5	34·2	30·2	27·8	23·2	13·5	10·1	14·1	16·7	13·1
	31	—	—	—	—	—	—	—	—	—	—	—	—
Hourly Means	45·17	44·64	43·10	40·55	38·61	37·38	35·71	34·02	33·41	33·34	33·40	33·46	
TEMPERATURE OF THE BIFILAR MAGNET.													
JANUARY.	1	65·3	65·8	66·3	66·9	67·7	67·9	68·0	68·0	67·7	67·0	66·6	66·2
	2	65·9	66·6	67·3	68·0	68·8	69·0	69·0	68·8	68·0	67·9	67·2	67·0
	3	—	—	—	—	—	—	—	—	—	—	—	—
	4	65·9	66·6	67·1	68·0	68·4	68·8	68·9	68·8	68·1	67·9	67·5	67·0
	5	66·2	67·0	67·7	68·0	68·5	68·7	68·7	68·5	67·8	67·3	67·0	66·7
	6	65·7	66·1	66·8	67·1	67·8	68·0	68·2	68·1	67·8	67·3	66·9	66·5
	7	65·7	66·0	66·6	67·3	67·8	67·8	67·9	67·8	67·4	67·0	66·9	66·7
	8	65·7	66·0	66·5	66·9	67·5	67·7	67·7	67·7	67·2	67·0	66·7	66·2
	9	65·4	65·8	66·4	66·9	67·6	67·9	68·0	68·1	67·9	67·6	67·0	66·9
	10	—	—	—	—	—	—	—	—	—	—	—	—
	11	66·0	66·7	67·2	67·9	68·6	69·0	69·0	69·0	68·7	68·1	67·7	67·5
	12	66·7	67·0	67·3	68·0	68·2	68·5	68·3	68·2	68·0	67·8	67·2	66·9
	13	66·1	66·7	67·6	68·1	68·6	68·8	68·9	68·8	68·1	67·8	67·6	67·1
	14	66·6	66·8	66·8	66·8	66·9	66·9	66·9	66·9	66·8	66·5	66·2	66·0
	15	66·9	67·6	68·0	68·6	69·0	69·0	69·0	68·7	68·0	67·7	67·2	67·0
	16	66·9	67·6	68·0	68·3	68·9	69·0	69·0	69·0	68·6	68·0	67·8	67·2
	17	—	—	—	—	—	—	—	—	—	—	—	—
	18	66·8	67·3	68·0	68·3	68·9	69·0	69·0	68·9	68·4	67·9	67·6	67·1
	19	66·8	67·1	67·8	68·1	68·8	69·2	69·3	69·2	68·9	68·4	67·9	67·6
	20	66·7	67·0	67·7	68·0	68·3	68·9	69·1	69·1	69·0	68·8	68·3	68·1
	21	68·1	68·7	69·1	69·9	70·4	70·8	70·8	70·9	70·9	70·8	70·1	69·7
	22	67·9	68·0	68·6	69·0	69·6	69·9	69·9	69·9	69·6	69·2	68·9	68·6
	23	67·0	67·3	67·8	68·0	68·1	68·4	68·8	68·8	68·2	67·9	67·8	67·4
	24	—	—	—	—	—	—	—	—	—	—	—	—
	25	67·1	67·7	68·2	69·0	69·8	70·3	70·8	70·9	70·3	69·9	69·2	68·9
	26	66·8	67·0	67·4	67·9	68·1	68·9	69·0	69·0	68·8	68·3	67·9	67·8
	27	67·1	67·8	68·7	69·2	69·7	69·9	69·6	69·2	68·9	68·6	68·2	68·0
	28	67·0	67·4	67·8	68·0	68·7	69·0	69·4	69·2	68·9	68·8	68·3	67·9
	29	66·9	67·6	68·1	68·9	69·4	69·7	69·8	69·5	69·0	68·9	68·2	68·0
	30	67·3	67·8	68·0	68·6	68·8	69·1	69·6	69·6	69·6	69·3	69·0	68·9
	31	—	—	—	—	—	—	—	—	—	—	—	—
Hourly Means	66·56	67·04	67·57	68·07	68·57	68·85	68·95	68·87	68·48	68·14	67·73	67·42	

HORIZONTAL FORCE.

One Scale Division = .00021 parts of the H. F. Change in the Magnetic moment of the Bar for 1° Fah°. = .00028.

12h.	13h.	14h.	15h.	16h.	17h.	18h.	19h.	20h.	21h.	22h.	23h.	Daily and Monthly Means.
Sc. Div. 38.9	Sc. Div. 39.2	Sc. Div. 40.8	Sc. Div. 41.2	Sc. Div. 42.0	Sc. Div. 41.9	Sc. Div. 42.1	Sc. Div. 43.7	Sc. Div. 45.2	Sc. Div. 45.9	Sc. Div. 45.3	Sc. Div. 44.4	Sc. Div. 42.23
—	—	—	—	—	—	—	—	—	—	—	—	—
36.3	37.0	37.2	37.9	37.6	37.3	38.3	38.4	39.8	42.2	44.9	46.3	38.81
34.3	34.9	35.8	37.6	38.6	39.9	37.1	35.9	39.1	39.7	42.0	43.1	38.82
35.6	35.0	37.9	37.1	36.9	37.2	37.0	37.7	39.7	43.1	45.6	48.0	39.52
35.5	36.1	36.3	36.2	36.2	36.7	37.1	37.9	38.2	40.9	42.5	45.1	38.71
36.7	36.8	37.2	37.0	37.1	37.1	37.4	38.0	39.3	40.7	42.5	44.4	39.05
37.0	38.1	38.7	39.3	40.0	41.8	45.6	44.6	46.1	42.8	43.8	46.2	40.82
—	—	—	—	—	—	—	—	—	—	—	—	—
34.0	33.4	35.2	35.8	36.2	36.3	36.9	37.5	39.3	40.0	39.8	42.4	38.46
35.2	35.5	36.1	36.8	36.8	36.5	37.1	37.8	38.2	39.8	41.1	44.0	38.30
34.5	34.0	34.3	34.5	34.6	35.1	35.2	36.0	38.0	39.5	40.3	41.2	37.12
32.9	33.9	34.7	35.2	35.5	35.6	35.6	35.7	35.5	37.7	38.7	40.1	36.66
36.7	36.3	36.8	37.2	36.9	36.2	37.1	36.9	36.0	36.1	38.2	40.5	37.19
35.5	35.9	36.4	36.6	37.0	37.3	37.7	38.3	40.5	44.4	45.1	47.1	38.72
—	—	—	—	—	—	—	—	—	—	—	—	—
34.8	35.4	36.6	36.2	36.5	36.7	37.0	37.8	39.2	43.0	44.2	44.6	38.74
35.9	36.0	36.6	37.1	37.1	37.4	37.8	38.7	40.3	43.0	44.9	46.2	38.96
37.0	37.7	38.4	40.0	40.7	41.2	42.1	43.3	44.6	44.9	46.2	48.2	40.82
33.8	33.4	36.1	34.9	35.3	35.8	36.1	37.8	40.3	41.3	44.0	45.0	37.86
30.0	31.1	31.6	31.8	31.8	32.0	32.2	32.1	32.1	33.3	35.1	38.8	33.07
32.2	33.1	33.0	34.6	34.0	33.7	34.0	33.8	35.0	36.8	39.7	43.5	34.59
—	—	—	—	—	—	—	—	—	—	—	—	—
35.9	36.3	36.4	35.8	36.1	36.1	36.9 ^a	37.2	38.5	40.4	44.0	48.2	38.45
34.2	34.8	35.1	35.6	35.8	35.9	36.1	35.9	35.8	37.1	39.4	43.5	38.46
33.2	32.8	32.8	33.7	34.2	34.7	35.1	35.8	36.8	39.4	40.5	42.1	38.02
34.2	34.3	35.0	34.6	35.0	35.3	35.3	35.1	34.8	35.7	37.0	38.0	36.58
35.4	35.8	34.1	34.4	33.9	33.4	34.0	36.1	33.9	36.8	38.9	39.4	37.24
22.7	25.8	28.2	28.8	29.3	30.0	30.7	30.4	31.9	33.3	35.8	37.4	30.86
—	—	—	—	—	—	—	—	—	—	—	—	—
14.6	26.5	22.0	23.4	26.6	26.3	25.0	25.2	26.7	28.9	31.7	34.2	25.40
33.73	34.58	35.13	35.51	35.83	36.05	36.40	36.83	37.88	39.49	41.20	43.15	37.44

TEMPERATURE OF THE BIFILAR MAGNET.

66.0	65.8	65.7	65.5	65.2	65.1	65.0	65.0	65.0	6.9	65.0	65.1	66.11
—	—	—	—	—	—	—	—	—	—	—	—	—
65.9	65.8	65.5	65.5	65.3	65.2	65.1	65.0	65.0	65.0	65.1	65.6	66.56
66.8	66.2	66.0	65.9	65.8	65.5	65.3	65.3	65.3	65.1	65.2	65.7	66.71
66.3	66.1	65.9	65.8	65.7	65.6	65.2	65.1	65.0	65.0	65.1	65.4	66.60
66.2	66.1	66.0	65.9	65.7	65.5	65.2	65.2	65.2	65.1	65.0	65.3	66.36
66.2	66.0	65.9	65.9	65.8	65.6	65.5	65.4	65.3	65.2	65.1	65.6	66.35
66.0	65.9	65.8	65.4	65.2	65.0	65.0	64.9	64.9	64.8	65.0	65.1	66.07
—	—	—	—	—	—	—	—	—	—	—	—	—
66.8	66.5	66.2	66.0	65.9	65.8	65.5	65.3	65.1	65.0	65.2	65.6	66.43
67.1	67.0	66.9	66.8	66.6	66.3	66.0	65.9	65.9	65.8	65.8	66.0	67.15
66.8	66.5	66.0	66.0	65.9	65.9	65.9	65.9	65.8	65.7	65.6	65.9	66.83
66.9	66.7	66.3	66.1	66.0	66.0	65.9	65.9	65.9	66.0	66.1	66.2	67.01
65.9	65.7	65.7	65.6	65.3	65.1	65.0	65.0	65.0	65.0	65.6	66.0	66.04
66.8	66.6	66.3	66.1	65.9	65.7	65.6	65.5	65.5	65.5	65.9	66.1	67.01
—	—	—	—	—	—	—	—	—	—	—	—	—
67.0	66.9	66.6	66.5	66.4	66.3	66.2	66.1	66.0	66.0	66.0	66.2	67.27
66.9	66.7	66.0	66.0	65.9	65.9	65.6	65.6	65.6	65.5	65.8	66.1	67.03
67.1	66.8	66.8	66.4	66.0	65.9	65.8	65.7	65.6	65.6	65.9	66.0	67.20
68.0	67.9	67.9	67.9	67.8	67.6	67.4	67.4	67.0	67.0	67.1	67.7	67.90
69.4	69.0	68.9	69.7	68.3	68.0	67.9	67.8	67.8	67.7	67.3	67.5	69.10
68.1	68.0	67.8	67.6	67.5	67.3	67.3	67.1	67.0	66.9	66.9	66.9	68.23
—	—	—	—	—	—	—	—	—	—	—	—	—
67.2	67.0	66.9	66.6	66.5	66.2	66.1	66.0	66.0	65.9	66.1	66.7	67.20
68.5	68.1	67.9	67.7	67.5	67.1	66.9	66.9	66.8	66.7	66.7	66.7	68.32
67.3	67.0	67.0	66.9	66.8	66.5	66.4	66.1	66.1	66.1	66.0	66.7	67.32
67.8	67.5	67.1	67.1	67.0	66.9	66.9	66.8	66.8	66.7	66.7	66.8	67.87
67.8	67.6	67.0	67.0	66.9	66.8	66.5	66.1	66.1	66.0	66.0	66.4	67.52
67.8	67.6	67.3	67.0	66.9	66.9	66.7	66.4	66.2	66.3	66.6	67.0	67.78
—	—	—	—	—	—	—	—	—	—	—	—	—
67.6	67.6	67.4	67.1	66.9	66.8	66.8	66.7	66.8	66.8	66.7	67.0	67.91
67.08	66.87	66.65	66.50	66.33	66.17	66.03	65.93	65.87	65.82	65.90	66.20	67.15

^a Three minutes late.

HORIZONTAL FORCE.												
One Scale Division = '00021 parts of the H. F. Change in the Magnetic moment of the Bar for 1° Fah. = '00028.												
Mean Göttingen Time. } FEBRUARY.	0h.	1h.	2h.	3h.	4h.	5h.	6h.	7h.	8h.	9h.	10h.	11h.
	Sc. Div.	Sc. Div.	Sc. Div.	Sc. Div.	Sc. Div.	Sc. Div.	Sc. Div.	Sc. Div.	Sc. Div.	Sc. Div.	Sc. Div.	Sc. Div.
1	34·9	36·4	37·1	34·0	29·6	29·0	27·9	27·2	28·1	28·1	27·4	27·6
2	43·9	40·5	37·6	34·7	32·5	31·0	29·9	29·2	29·0	28·3	28·3	29·2
3	43·3	41·8	39·2	37·1	34·0	31·7	29·9	30·0	29·9	29·0	28·7	29·9
4	39·4	38·6	36·0	34·2	32·4	31·1	30·7	30·0	30·0	29·9	30·1	30·4
5	41·7	42·0	40·0	37·3	35·6	34·0	33·0	33·1	32·6	32·2	32·7	33·8
6	33·1	29·2	28·1	25·1	23·5	24·1	26·6	25·0	22·5	26·1	21·5	23·5
7	—	—	—	—	—	—	—	—	—	—	—	—
8	35·5	36·4	34·6	31·0	32·8	32·5	28·9	28·9	27·5	28·5	28·5	29·6
9	36·6	38·4	37·0	34·1	33·1	30·2	28·9	28·9	27·9	27·3	26·4	27·9
10	36·2	37·2	36·1	34·4	34·0	32·4	32·0	30·4	30·0	28·9	29·9	30·2
11	37·9	37·2	36·8	34·5	34·0	33·1	32·0	30·7	29·3	28·9	28·8	28·6
12	38·0	38·9	38·1	36·0	33·1	30·9	30·6	29·4	28·8	28·0	27·3	27·2
13	35·5	36·0	35·8	34·8	33·4	32·0	30·1	29·1	28·5	28·4	28·1	28·0
14	—	—	—	—	—	—	—	—	—	—	—	—
15	37·7	38·1	35·0	33·1	33·1	32·7	33·2	33·0	32·7	31·9	30·3	31·1
16	38·8	38·1	34·8	32·8	30·9	28·3	27·1	27·0	26·7	26·2	26·0	28·7
17	42·9	42·8	41·2	37·8	34·1	29·9	28·8	28·9	29·0	28·5	28·1	28·2
18	38·8	37·9	35·0	32·5	31·2	29·4	28·9	29·5	29·4	28·2	27·9	28·1
19	36·9	37·0	35·4	33·3	32·0	30·8	30·1	29·8	29·3	29·0	28·9	28·6
20	35·9	37·1	35·0	32·8	30·9	29·3	29·2	29·1	28·6	28·4	28·1	28·0
21	—	—	—	—	—	—	—	—	—	—	—	—
22	36·9	33·2	28·5	24·2	24·8	25·6	26·2	23·7	24·0	24·5	21·6	18·4
23	29·1	29·7	26·2	26·8	26·1	25·8	24·5	23·1	24·0	25·0	25·1	25·8
24	35·9	37·0	34·2	28·5	26·9	25·6	25·2	24·9	20·5	23·1	28·8	22·2
25	29·8	31·0	31·2	30·3	24·7	22·9	20·0	23·2	19·6	21·3	22·1	23·2
26	29·7	30·8	31·0	30·5	27·8	26·8	25·4	25·0	24·0	23·9	25·0	26·2
27	31·4	32·8	32·3	31·8	29·8	27·2	25·8	25·6	25·7	26·5	27·4	26·6
28	—	—	—	—	—	—	—	—	—	—	—	—
Hourly Means	36·66	36·59	34·84	32·57	30·85	29·43	28·54	28·11	27·40	27·50	27·37	27·54

TEMPERATURE OF THE BIFILAR MAGNET.												
FEBRUARY.	°	°	°	°	°	°	°	°	°	°	°	°
1	67·5	68·0	68·8	69·0	69·2	69·7	69·7	69·4	69·0	68·8	68·2	68·0
2	67·2	67·9	68·6	69·2	70·0	70·6	70·8	70·7	70·0	69·7	69·0	68·9
3	68·2	68·9	69·8	70·3	70·9	71·3	71·5	71·2	71·0	70·2	69·9	69·3
4	69·0	70·0	70·8	71·1	71·8	72·1	72·3	72·1	71·7	71·0	70·8	70·2
5	68·9	69·4	69·9	70·1	70·5	70·8	70·8	70·7	70·1	69·8	69·6	69·3
6	68·5	69·0	69·8	70·1	70·8	71·0	71·1	71·0	70·5	70·1	69·9	69·6
7	—	—	—	—	—	—	—	—	—	—	—	—
8	68·5	69·0	69·7	70·1	70·3	70·6	70·8	70·5	70·0	69·9	69·6	69·2
9	68·5	69·0	69·7	70·0	70·2	70·7	70·7	70·7	70·2	69·9	69·5	69·3
10	68·1	68·7	69·2	69·8	70·0	70·3	70·5	70·4	69·9	69·8	69·1	69·0
11	68·2	68·9	69·8	70·4	71·1	72·0	72·5	72·6	72·0	71·6	70·9	70·6
12	69·6	70·6	71·4	71·9	72·0	72·1	72·1	72·2	71·9	71·3	70·9	70·5
13	69·5	70·2	71·1	72·1	73·0	74·0	74·1	74·3	74·0	73·5	72·9	72·1
14	—	—	—	—	—	—	—	—	—	—	—	—
15	70·0	70·7	71·0	71·5	71·6	71·7	71·7	71·4	71·0	70·8	70·3	70·0
16	70·2	71·5	72·9	73·9	75·0	76·0	76·4	76·1	75·5	74·8	73·8	73·0
17	70·9	71·1	71·8	72·5	73·0	73·2	73·0	72·8	72·3	71·9	71·4	71·0
18	69·9	70·3	71·1	71·9	72·8	73·4	73·8	73·8	73·0	72·8	72·1	71·9
19	70·8	71·5	72·0	72·9	73·4	73·8	73·9	73·5	72·9	72·4	71·9	71·5
20	70·4	71·1	72·0	73·0	74·0	74·5	74·7	74·7	74·1	73·7	72·9	72·5
21	—	—	—	—	—	—	—	—	—	—	—	—
22	70·2	70·3	70·4	70·6	70·8	70·9	70·9	70·9	70·8	70·8	70·4	70·2
23	69·7	70·2	70·8	71·5	71·9	72·9	72·3	72·2	71·9	71·3	70·9	70·6
24	69·8	70·0	71·0	71·8	72·5	73·0	73·2	73·4	72·9	72·7	72·0	71·8
25	70·9	71·7	72·3	73·0	73·5	73·9	74·0	73·9	73·5	73·0	72·7	72·0
26	70·9	71·1	71·4	71·9	71·9	72·0	72·1	72·0	71·8	71·4	71·1	71·1
27	70·9	71·0	71·5	71·8	71·8	71·6	71·3	71·1	71·0	71·0	71·0	70·8
28	—	—	—	—	—	—	—	—	—	—	—	—
Hourly Means	69·43	70·00	70·70	71·27	71·75	72·13	72·26	72·15	71·71	71·34	70·87	70·52

HORIZONTAL FORCE.

One Scale Division = '00021 parts of the H. F. Change in the Magnetic moment of the Bar for 1° Fah°. = '00028.

12h.	13h.	14h.	15h.	16h.	17h.	18h.	19h.	20h.	21h.	22h.	23h.	Daily and Monthly Means.
Sc. Div.	Sc. Div.	Sc. Div.	Sc. Div.	Sc. Div.	Sc. Div.	Sc. Div.	Sc. Div.	Sc. Div.	Sc. Div.	Sc. Div.	Sc. Div.	Sc. Div.
28·3	28·6	29·3	29·6	30·1	30·2	30·8	31·7	33·5	36·8	41·7	44·7	31·77
29·8	30·0	30·3	31·0	31·6	32·1	32·3	32·8	34·2	36·0	38·4	42·0	33·11
30·5	30·9	30·9	31·4	31·9	32·1	32·4	31·8	32·4	33·6	34·6	35·4	33·02
31·0	31·8	32·0	32·1	32·5	32·4	32·4	32·4	34·1	35·0	36·9	39·1	33·10
33·8	33·6	34·7	35·1	35·9	35·9	36·4	36·8	36·2	33·4	35·9	31·5	35·30
—	—	—	—	—	—	—	—	—	—	—	—	—
26·1	27·9	28·2	29·2	29·1	29·8	30·6	31·0	31·0	32·6	34·1	35·0	28·04
29·0	29·4	32·8	31·8	30·1	31·9	31·4	31·0	30·1	31·2	32·8	35·3	31·31
29·2	29·5	29·3	30·8	31·1	31·5	31·0	31·4	32·2	33·4	34·5	35·8	31·52
30·7	31·1	31·2	31·8	31·9	31·5	31·8	32·0	33·2	34·8	36·3	37·2	32·72
29·0	29·5	29·4	30·0	30·1	30·7	31·3	31·8	32·0	33·3	35·0	36·9	32·12
28·2	29·2	29·7	30·1	30·8	30·8	31·1	30·8	30·7	31·5	33·0	34·4	31·52
—	—	—	—	—	—	—	—	—	—	—	—	—
27·8	28·5	29·5	30·5	30·8	30·8	31·0	31·8	30·3	33·2	35·5	36·7	31·50
31·9	32·9	33·0	33·7	34·4	33·8	34·6	34·8	34·8	36·8	36·0	38·8	34·06
28·0	28·2	28·1	28·3	29·1	29·6	30·5	30·5	32·4	33·8	37·0	40·0	30·87
31·0	31·0	31·0	31·3	31·2	31·2	31·6	31·4	31·8	34·0	36·4	37·9	32·92
29·1	29·9	29·9	30·8	30·8	30·5	30·9	30·5	30·2	31·4	33·8	35·9	31·27
28·6	29·4	30·2	30·3	30·7	30·8	30·7	29·9	29·8	29·6	30·9	33·5	31·06
—	—	—	—	—	—	—	—	—	—	—	—	—
29·2	30·1	31·9	31·7	31·8	32·4	32·1	31·8	31·8	37·2	36·2	37·5	31·92
16·7	17·2	15·8	16·2	19·8	21·3	21·1	21·5	25·4	26·9	28·0	29·1	23·77
25·8	26·8	26·0	25·0	27·1	27·6	28·0	27·8	32·1	35·7	37·3	38·6	27·87
24·9	26·3	24·4	25·2	30·0	28·2	27·0	27·1	26·0	26·7	27·2	28·9	27·28
25·0	24·0	24·4	24·1	25·2	26·8	25·9	26·0	24·2	26·0	25·3	28·7	25·20
26·2	24·9	24·0	25·9	26·0	25·9	25·3	25·6	26·0	27·2	28·7	30·6	26·77
—	—	—	—	—	—	—	—	—	—	—	—	—
26·3	27·0	27·6	27·9	28·2	28·6	29·1	29·1	30·5	32·9	41·7	47·5	29·97
—	—	—	—	—	—	—	—	—	—	—	—	—
28·17	28·65	28·90	29·32	30·01	30·27	30·39	30·47	31·04	32·62	34·47	36·29	30·75

TEMPERATURE OF THE BIFILAR MAGNET.

67·9	67·6	67·6	67·3	67·0	67·0	66·9	66·7	66·7	66·7	66·9	67·0	67·94
68·5	68·1	67·9	67·7	67·4	67·1	67·1	67·0	67·0	67·1	67·2	67·6	68·43
69·0	68·8	68·7	68·4	68·1	67·9	67·9	67·9	67·9	67·8	67·9	68·6	69·22
69·9	69·8	69·5	69·4	69·0	68·9	68·9	68·7	68·5	68·4	68·3	68·7	70·04
69·0	68·9	68·8	68·5	68·2	68·0	68·0	67·9	67·8	67·8	67·9	68·0	69·11
—	—	—	—	—	—	—	—	—	—	—	—	—
69·1	68·9	68·6	68·4	68·1	68·0	68·0	68·0	68·0	68·0	68·0	68·0	69·19
69·0	68·9	68·7	68·6	68·4	68·1	68·0	67·9	67·8	67·9	67·9	68·0	69·06
68·9	68·8	68·6	68·3	68·1	68·0	67·9	67·8	67·8	67·7	67·6	67·8	68·99
68·8	68·5	68·4	68·1	67·9	67·9	67·7	67·5	67·3	67·4	67·5	67·8	68·73
69·9	69·8	69·1	69·0	68·8	68·6	68·2	68·1	68·0	68·1	68·4	68·8	69·81
70·1	70·0	69·8	69·5	69·1	69·0	68·8	68·6	68·4	68·3	68·7	68·9	70·24
—	—	—	—	—	—	—	—	—	—	—	—	—
71·0	70·9	70·7	70·2	70·0	69·9	69·8	69·6	69·6	69·6	69·3	69·7	71·30
69·9	69·7	69·5	69·1	69·0	68·9	68·8	68·7	68·7	68·7	68·9	69·4	70·04
72·2	71·8	71·2	70·9	70·7	70·3	70·2	70·1	70·0	70·0	70·1	70·3	72·37
70·9	70·6	70·2	70·0	69·9	69·7	69·5	69·4	69·2	69·2	69·5	69·7	70·95
71·4	71·0	70·9	70·4	70·2	70·2	70·0	69·9	69·9	69·9	69·9	70·1	71·27
71·0	70·9	70·8	70·6	70·5	70·5	70·3	70·2	70·0	70·1	70·0	70·0	71·47
—	—	—	—	—	—	—	—	—	—	—	—	—
71·8	71·6	71·1	71·0	70·9	70·8	70·8	70·5	70·5	70·3	70·2	70·2	71·97
69·9	69·8	69·8	69·8	69·8	69·8	69·4	69·0	69·0	69·0	69·1	69·4	70·04
70·1	69·9	69·7	69·4	69·1	69·0	69·0	68·9	68·9	68·9	69·0	69·1	70·26
71·2	71·0	70·9	70·8	70·8	70·7	70·2	70·1	70·0	70·0	70·4	70·7	71·29
71·8	71·4	71·0	70·9	70·8	70·5	70·4	70·3	70·3	70·2	70·3	70·6	71·79
71·0	71·0	71·3	71·0	70·9	70·9	70·8	70·6	70·5	70·3	70·3	70·5	71·16
—	—	—	—	—	—	—	—	—	—	—	—	—
70·9	70·6	70·5	70·1	69·9	69·9	69·8	69·6	69·3	69·2	69·5	69·9	70·58
—	—	—	—	—	—	—	—	—	—	—	—	—
70·13	69·93	69·72	69·47	69·27	69·15	69·02	68·87	68·80	68·77	68·87	69·12	70·22

HORIZONTAL FORCE.													
One Scale Division = '00021 parts of the H. F. Change in the Magnetic moment of the Bar for 1° Fah°. = '00028.													
Mean Göttingen Time.	0h.	1h.	2h.	3h.	4h.	5h.	6h.	7h.	8h.	9h.	10h.	11h.	
MARCH.	1	47°0	45°0	44°8	36°0	28°3	22°2	16°1	10°0	05°0	02°8	04°2	07°7
	2	29°7	29°3	29°8	28°6	28°5	27°2	25°2	24°0	23°9	23°7	23°6	23°8
	3	34°9	35°8	35°6	34°2	32°8	31°1	29°4	28°2	28°4	27°9	27°2	27°3
	4	36°0	40°0	37°9	35°7	33°5	28°9	25°7	23°1	21°2	17°5	17°2	16°0
	5	33°5	34°8	34°3	33°4	31°7	29°8	27°8	26°2	26°7	25°9	24°7	23°0
	6	39°0	40°8	39°5	39°0	36°8	34°0	33°0	31°5	32°0	30°8	30°1	30°9
	7	—	—	—	—	—	—	—	—	—	—	—	—
	8	38°0	38°0	38°1	36°7	34°3	31°5	26°5	26°0	27°2	26°9	25°3	24°3
	9	34°2	32°6	31°4	30°1	29°3 ^a	28°3	27°0	25°7	26°9	27°6	28°3	28°9
	10	39°1	39°2	38°2	36°0	33°8	31°0	29°1	25°1	23°2	24°4	23°8	24°2
	11	36°1	36°4	34°9	32°9	30°8	29°1	28°1	27°9	27°8	27°3	27°3	27°7
	12	37°8	38°5	37°1	35°9	34°1	32°5	31°9	31°2	30°3	30°3	29°7	28°2
	13	36°0	37°7	38°4	37°9	35°8	34°1	32°2	30°1	29°9	30°4	27°3	27°0
	14	—	—	—	—	—	—	—	—	—	—	—	—
	15	43°4	41°2	41°0	38°8	36°7	32°0	29°9	28°2	27°9	27°9	28°1	28°8
	16	40°4	40°9	40°0	39°5	36°2	33°1	31°4	30°1	28°9	29°2	28°2	28°1
	17	43°3	43°2	41°7	40°0	37°3	34°8	33°0	32°1	33°1	32°9	32°6	31°8
	18	45°0	43°0	42°5	40°0	37°3	33°5	29°9	29°0	28°2	27°8	29°0	30°0
	19	33°4	31°0	21°8	12°7	11°2	08°6	07°0	04°8	00°9	11°9	07°4	02°8
	20	24°6	23°9	25°5	23°9	26°0	24°0	23°9	23°0	22°5	20°0	18°8	16°8
	21	—	—	—	—	—	—	—	—	—	—	—	—
	22	33°0	34°9	34°9	31°6	28°1	26°1	25°5	25°3	25°5	25°4	25°2	25°0
	23	36°1	35°3	33°7	32°9	29°5	27°8	27°0	27°6	26°5	26°0	27°2	26°6
	24	32°7	32°3	27°4	28°0	25°3	25°0	24°7	24°0	22°5	26°2	24°0	23°8
	25	33°0	33°1	31°8	30°0	26°5	23°1	21°8	21°3	20°3	19°3	19°2	21°6
	26	30°9	30°4	29°8	28°2	25°5	23°7	22°0	20°5	20°0	20°8	20°6	21°0
	27	33°4	33°8	33°1	30°1	27°0	24°5	23°0	22°5	23°2	23°1	23°3	23°5
	28	—	—	—	—	—	—	—	—	—	—	—	—
	29	37°5	37°1	36°2	33°9	31°1	28°1	26°1	25°9	25°9	25°9	26°1	25°8
	30	34°9	35°5	34°3	31°1	29°1	27°7	25°1	22°9	22°8	23°0	23°2	23°3
	31	40°8	40°5	39°2	35°7	32°5	29°8	28°0	26°1	24°2	24°8	25°0	25°6
Hourly Means	36°43	36°45	35°29	33°07	30°76	28°20	26°31	24°90	24°26	24°48	23°95	23°83	

TEMPERATURE OF THE BIFILAR MAGNET.													
MARCH.	1	70°3	70°8	71°2	71°4	71°8	72°0	72°0	72°0	72°0	72°1	71°9	71°8
	2	70°8	71°6	72°1	72°5	72°8	73°1	73°0	73°0	72°8	72°0	71°8	71°4
	3	70°7	71°0	71°3	71°7	71°8	71°8	71°7	71°3	71°0	70°9	70°8	70°7
	4	70°1	70°6	71°0	71°7	72°1	72°8	72°9	72°9	72°4	72°0	71°7	71°3
	5	70°8	71°0	71°5	71°9	72°1	72°6	72°8	72°8	72°2	71°9	71°5	71°0
	6	69°8	70°1	70°6	70°9	71°0	71°1	71°1	71°0	70°9	70°7	70°4	70°2
	7	—	—	—	—	—	—	—	—	—	—	—	—
	8	68°9	69°0	69°4	69°9	70°3	70°7	70°7	70°5	70°2	69°9	69°7	69°5
	9	68°9	69°1	69°5	69°7	69°6 ^a	69°6	69°4	69°0	69°0	68°9	68°8	68°7
	10	68°7	69°0	69°4	69°7	70°0	70°1	70°1	69°9	69°8	69°7	69°4	69°2
	11	69°1	70°0	70°6	71°2	71°7	71°8	71°9	71°7	71°2	70°9	70°4	70°0
	12	69°1	69°8	70°1	70°5	70°9	70°9	71°0	70°8	70°5	70°3	69°8	69°7
	13	69°0	69°5	69°9	70°6	71°0	71°3	71°2	71°1	70°9	70°7	70°1	69°9
	14	—	—	—	—	—	—	—	—	—	—	—	—
	15	69°3	69°9	70°3	70°5	70°7	71°1	71°4	71°2	70°9	70°7	70°3	69°9
	16	69°2	70°0	70°0	70°8	71°3	71°8	71°9	72°0	71°8	71°4	70°9	70°5
	17	69°8	70°6	71°0	71°4	71°6	71°7	71°8	71°8	71°2	71°0	70°8	70°3
	18	70°1	70°8	71°5	72°0	72°7	72°6	72°6	72°2	71°7	71°2	70°9	70°7
	19	70°1	70°6	71°1	71°6	72°1	71°4	72°6	72°4	71°9	71°9	71°6	71°2
	20	69°9	70°1	70°4	70°9	71°1	71°3	71°7	71°6	71°1	70°9	70°6	70°3
	21	—	—	—	—	—	—	—	—	—	—	—	—
	22	69°9	70°2	70°7	70°8	70°9	70°8	70°6	70°3	70°1	69°9	69°8	69°7
	23	69°3	69°7	70°0	70°3	70°4	70°6	70°4	70°2	70°0	70°0	69°7	69°6
	24	69°1	69°4	69°8	70°0	70°6	70°7	70°8	70°6	70°2	70°0	69°8	69°8
	25	70°4	71°0	71°9	72°8	73°6	74°2	74°8	74°7	74°4	74°0	73°8	73°1
	26	71°1	72°2	73°6	74°1	74°6	75°0	75°2	75°2	74°9	74°2	73°8	73°2
	27	71°8	72°0	72°7	73°0	73°8	74°1	74°3	74°3	74°0	73°6	72°9	72°7
	28	—	—	—	—	—	—	—	—	—	—	—	—
	29	71°1	71°6	72°1	72°9	73°8	74°1	74°5	74°1	73°9	73°2	72°9	72°7
	30	71°6	72°5	73°3	73°9	74°2	75°1	75°2	75°3	75°0	74°8	74°3	73°9
	31	71°9	72°4	72°9	73°8	74°2	74°4	74°2	74°0	73°7	73°0	72°7	72°2
Hourly Means	70°03	70°54	71°03	71°50	71°97	72°10	72°21	72°07	71°77	71°47	71°15	70°86	

^a Omitted in the means; seven minutes late.

HORIZONTAL FORCE.

One Scale Division = $\cdot 00021$ parts of the H. F. Change in the Magnetic moment of the Bar for 1° Fah $^{\circ}$ = $\cdot 00028$.

12h.	13h.	14h.	15h.	16h.	17h.	18h.	19h.	20h.	21h.	22h.	23h.	Daily and Monthly Means.
Sc. Div. 10'0	Sc. Div. 12'9	Sc. Div. 16'5	Sc. Div. 18'2	Sc. Div. 19'7	Sc. Div. 21'0	Sc. Div. 21'2	Sc. Div. 22'0	Sc. Div. 23'0	Sc. Div. 24'1	Sc. Div. 26'4	Sc. Div. 28'0	Sc. Div. 21'34
24'4	24'9	24'6	24'8	25'2	25'2	25'5	27'0	27'9	29'2	32'2	31'1	26'64
27'9	28'3	28'7	29'1	29'0	29'2	29'5	29'9	30'4	31'8	34'2	35'8	30'69
21'9	21'3	21'5	22'9	24'2	24'8	26'4	27'5	28'1	28'5	28'4	30'2	26'60
23'1	27'8	27'2	27'0	28'5	28'9	29'0	29'1	30'8	32'3	34'2	36'7	29'43
—	—	—	—	—	—	—	—	—	—	—	—	—
27'7	28'9	28'8	30'0	30'9	30'4	30'7	29'5	29'2	32'8	33'1	35'2	32'69
29'0	28'2	27'4	30'9	29'9	29'1	30'6	29'2	29'1	30'0	32'0	33'4	30'48
29'8	29'5	30'0	30'1	29'2	29'8	29'5	29'3	30'3	32'8	35'0	38'7	30'22
25'1	26'5	28'0	28'8	28'4	28'8	29'1	28'9	28'8	30'7	32'6	34'8	29'90
29'1	29'3	28'8	28'8	28'9	28'9	29'8	30'4	31'0	33'4	36'1	36'9	30'74
28'9	28'9	31'5	31'0	31'1	30'8	32'2	31'4	32'0	33'7	35'2	34'5	32'45
—	—	—	—	—	—	—	—	—	—	—	—	—
29'0	29'4	30'2	31'0	30'8	31'2	31'6	32'4	34'9	36'3	39'5	42'4	33'15
29'1	29'9	30'3	30'8	31'0	31'2	31'8	31'7	32'4	34'4	37'1	38'9	33'02
28'1	29'3	29'4	29'8	30'4	30'8	30'9	31'0	32'3	35'2	38'1	41'0	33'01
31'7	31'8	32'2	32'7	32'3	32'3	32'2	32'0	33'3	35'6	40'0	43'4	35'22
29'2	29'5	28'0	30'8	30'2	29'1	29'1	28'7	28'0	26'9	28'5	31'7	31'91
18'1	12'4	13'1	22'1	16'0	14'6	15'2	14'7	15'0	19'8	23'0	25'6	15'13
—	—	—	—	—	—	—	—	—	—	—	—	—
18'3	19'0	19'2	19'3	20'0	21'0	22'3	22'7	23'9	25'6	29'0	31'3	22'69
24'9	25'0	25'1	25'3	25'9	26'5	26'4	25'9	25'9	29'2	31'1	34'3	27'75
25'5	23'8	27'8	25'0	23'1	24'0	23'6	23'0	24'6	25'1	27'0	30'4	27'46
26'0	24'5	24'5	24'8	24'8	24'9	24'5	25'8	26'0	27'3	29'1	31'2	26'22
21'2	21'2	21'5	22'6	22'8	23'0	23'0	23'1	24'9	26'0	27'9	29'1	24'47
21'5	22'2	23'0	23'7	24'1	24'7	24'5	25'0	26'3	28'3	30'9	32'7	25'01
—	—	—	—	—	—	—	—	—	—	—	—	—
25'2	25'7	25'6	26'1	26'7	27'1	27'2	27'9	29'4	31'8	34'3	36'5	27'67
26'0	26'5	26'9	27'0	27'2	27'7	27'9	28'5	29'5	31'0	34'4	34'5	29'45
22'6	24'5	25'4	25'5	25'9	26'2	26'7	27'7	29'2	31'3	36'2	38'5	28'02
26'0	26'8	27'0	27'0	26'7	27'2	27'8	28'6	30'5	33'9	38'2	40'3	30'51
25'16	25'48	26'01	26'89	26'77	26'98	27'34	27'51	28'40	30'26	32'73	34'71	28'59

TEMPERATURE OF THE BIFILAR MAGNET.

71'6	71'4	71'1	70'9	70'7	70'6	70'1	69'9	70'0	69'9	70'0	70'1	71'07
71'0	70'9	70'9	70'9	70'8	70'7	70'5	70'2	70'1	70'1	70'0	70'1	71'38
70'4	70'1	70'0	69'9	69'8	69'7	69'7	69'7	69'7	69'7	69'7	69'8	70'54
71'0	70'9	70'8	70'6	70'4	70'1	70'0	70'0	70'0	70'0	70'3	70'3	71'08
71'0	70'8	70'7	70'4	70'2	70'0	69'9	69'8	69'7	69'7	69'7	69'8	70'99
—	—	—	—	—	—	—	—	—	—	—	—	—
69'6	69'2	69'2	69'1	68'9	68'9	68'8	68'7	68'7	68'6	68'6	68'8	69'79
69'2	69'1	68'9	68'9	68'8	68'8	68'8	68'7	68'7	68'7	68'7	68'7	69'36
68'7	68'4	68'4	68'4	68'2	68'1	68'0	68'0	68'0	68'0	68'3	68'5	68'68
69'0	68'9	68'8	68'6	68'4	68'3	68'2	68'1	68'3	68'3	68'2	68'8	69'04
69'9	69'6	69'5	69'4	69'1	69'0	68'9	68'9	68'8	68'7	68'8	68'9	70'00
69'4	69'1	69'0	68'9	68'8	68'6	68'7	68'6	68'7	68'6	68'6	68'7	69'55
—	—	—	—	—	—	—	—	—	—	—	—	—
69'0	68'9	68'9	68'8	68'6	68'4	68'2	68'0	68'0	68'0	68'5	68'7	69'47
69'7	69'3	69'0	68'9	68'7	68'5	68'2	68'1	68'1	68'1	68'1	68'8	69'57
70'0	69'9	69'8	69'7	69'5	69'4	69'1	69'0	68'8	68'8	68'9	69'1	70'15
70'0	69'9	69'8	69'6	69'1	69'0	69'1	69'1	69'1	69'0	69'2	69'7	70'23
70'2	70'0	69'9	69'7	69'6	69'2	69'0	69'0	68'9	68'9	69'1	69'7	70'51
70'9	70'8	70'4	70'0	69'9	69'9	69'8	69'8	69'5	69'5	69'6	69'7	70'76
—	—	—	—	—	—	—	—	—	—	—	—	—
69'8	69'5	69'6	69'4	69'4	69'4	69'1	69'1	69'0	69'0	69'1	69'4	70'07
69'3	69'1	69'0	69'0	69'0	69'0	69'1	69'1	69'2	69'2	69'2	69'2	69'71
69'3	69'2	69'0	69'0	68'9	68'8	68'8	68'8	68'8	68'7	68'9	68'9	69'47
69'8	69'7	69'6	69'4	69'3	69'2	69'1	69'2	69'3	69'3	69'4	69'8	69'75
72'7	72'1	71'9	71'6	71'2	70'9	70'9	70'7	70'7	70'7	70'6	70'8	72'23
73'0	72'7	72'5	72'2	71'9	71'8	71'5	71'3	70'9	71'0	71'1	71'3	72'85
—	—	—	—	—	—	—	—	—	—	—	—	—
72'5	72'0	71'8	71'2	71'0	70'9	70'8	70'7	70'6	70'5	70'5	70'8	72'19
72'0	71'9	71'8	71'5	71'1	70'9	70'9	70'8	70'8	70'6	70'8	70'9	72'12
73'4	72'9	72'6	72'3	72'1	71'9	71'8	71'7	71'7	71'3	71'4	71'7	73'08
72'0	71'7	71'5	71'3	71'0	70'9	70'7	70'5	70'2	70'0	70'2	70'8	72'09
70'53	70'30	70'16	69'99	69'79	69'66	69'54	69'46	69'42	69'37	69'46	69'70	70'58

HORIZONTAL FORCE.													
One Scale Division = '00021 parts of the H. F. Change in the Magnetic moment of the Bar for 1° Fah°. = '00028.													
Mean Göttingen Time. } }	0h.	1h.	2h.	3h.	4h.	5h.	6h.	7h.	8h.	9h.	10h.	11h.	
APRIL.	1	Sc. Div. 41·0	Sc. Div. 40·2	Sc. Div. 36·5	Sc. Div. 34·9	Sc. Div. 32·0	Sc. Div. 30·4	Sc. Div. 28·7	Sc. Div. 26·8	Sc. Div. 26·0	Sc. Div. 26·6	Sc. Div. 27·7	Sc. Div. 26·9
	2	— ^a	—	—	—	—	—	—	—	—	—	—	—
	3	36·2	37·5	33·8	26·4	28·0	25·7	16·7	13·2	10·3	08·7	15·1	13·5
	4	—	—	—	—	—	—	—	—	—	—	—	—
	5	38·3	39·5	37·0	32·1	30·6	28·9	25·7	22·1	21·8	21·8	22·2	23·7
	6	36·2	38·0	37·1	34·0	30·6	27·8	26·5	25·2	25·1	24·1	25·1	26·1
	7	38·0	43·9	41·8	39·7	36·8	33·3	28·3	27·0	22·8	18·3	21·8	26·0
	8	20·1	23·8	23·5	20·5	19·1	17·2	16·3	14·2	15·9	16·3	16·3	15·8
	9	29·9	31·0	29·0	26·8	25·0	22·9	21·5	20·4	22·0	21·0	20·8	22·0
	10	30·7	31·1	30·1	28·5	26·1	25·5	23·8	22·9	23·0	23·1	23·2	23·2
	11	—	—	—	—	—	—	—	—	—	—	—	—
	12	38·8	40·1	39·2	37·6	32·5	34·0	32·6	32·8	32·2	29·5	28·3	24·7
	13	38·8	38·8	37·1	35·3	32·8	30·8	28·8	28·0	29·2	29·0	27·8	27·0
	14	37·8	37·4	35·6	34·0	30·8	27·0	23·7	21·7	18·8	17·8	16·9	25·3
	15	33·0	33·8	32·5	30·0	27·8	25·8	24·0	22·8	23·0	23·2	22·9	22·9
	16	34·0	36·1	34·4	31·2	28·9	27·7	29·4	26·6	25·1	25·9	25·2	25·4
	17	34·6	31·8	30·6	28·3	28·2	25·5	24·2	23·2	22·8	24·0	24·2	24·8
	18	—	—	—	—	—	—	—	—	—	—	—	—
	19	36·9	37·0	35·4	33·8	31·4	29·8	27·9	26·8	28·8	28·9	29·8	30·1
	20	12·7	11·3	07·5	07·2	05·8	03·6	02·0	99·8	98·1	00·3	04·6	09·2
	21	29·3	19·2	14·7	13·5	10·8	08·1	07·6	06·8	07·8	06·6	10·5	16·3
	22	30·0	29·7	27·5	24·0	23·5	23·1	21·3	17·9	22·2	20·0	21·0	21·9
	23	29·8	31·1	29·8	27·6	25·8	23·5	23·2	22·0	21·0	22·5	22·2	22·2
	24	33·5	34·0	31·8	29·2	27·1	25·3	23·9	22·9	23·0	23·2	23·8	23·9
	25	—	—	—	—	—	—	—	—	—	—	—	—
	26	37·0	36·5	34·5	32·7	31·1	29·5	27·8	26·3	25·8	26·0	26·8	26·9
	27	37·7	37·0	35·9	33·0	29·3	26·9	24·0	23·0	20·2	20·7	21·7	22·9
	28	34·0	32·5	29·0	26·2	25·8	28·3	23·2	21·7	23·0	22·2	22·4	22·0
	29	28·8	29·7	27·9	27·2	25·5	22·3	22·0	22·2	21·3	21·8	26·9	25·9
	30	23·5 ^b	24·0	20·6	18·9	19·0	17·2	15·2	16·1	15·8	16·1	17·1	21·4
Hourly Means	32·82	33·00	30·91	28·50	26·57	24·80	22·73	21·30	21·00	20·70	21·77	22·80	

TEMPERATURE OF THE BIFILAR MAGNET.													
APRIL.	1	71·3	72·0	72·8	73·0	73·0	73·2	73·7	73·4	72·9	72·6	72·0	71·7
	2	— ^a	—	—	—	—	—	—	—	—	—	—	—
	3	70·3	70·9	71·8	72·7	73·0	73·2	73·0	72·8	72·2	71·9	71·5	71·1
	4	—	—	—	—	—	—	—	—	—	—	—	—
	5	70·3	70·8	71·4	72·0	72·8	73·4	73·8	73·7	73·3	72·9	72·5	72·0
	6	70·0	70·9	71·0	71·7	71·9	72·0	72·2	72·2	71·8	71·4	70·9	70·6
	7	69·8	70·0	70·4	70·8	71·3	71·7	71·7	71·4	71·0	70·8	70·4	70·0
	8	70·1	70·9	71·7	72·6	73·1	73·5	73·3	72·9	72·6	71·9	71·7	71·1
	9	70·6	71·2	72·0	72·4	72·7	72·8	72·8	72·4	72·0	71·8	71·6	71·3
	10	70·6	71·0	71·8	72·2	72·6	72·9	72·9	72·6	72·0	71·8	71·2	71·0
	11	—	—	—	—	—	—	—	—	—	—	—	—
	12	68·8	69·0	69·8	70·0	70·2	70·8	70·8	70·7	70·3	69·9	69·8	69·4
	13	68·9	69·5	70·1	70·7	70·9	71·0	70·8	70·4	70·0	69·9	69·5	69·1
	14	68·7	69·0	69·5	69·9	70·4	70·8	70·8	70·1	69·9	69·7	69·5	69·0
	15	68·7	69·3	69·8	70·1	70·7	70·8	70·7	70·2	70·0	69·8	69·5	69·2
	16	68·6	69·0	69·7	70·2	70·5	70·6	70·4	70·1	69·9	69·5	69·3	69·0
	17	68·9	69·5	69·9	70·2	70·8	71·1	71·1	70·9	70·7	70·5	70·0	69·7
	18	—	—	—	—	—	—	—	—	—	—	—	—
	19	68·9	69·6	70·1	70·4	70·7	70·9	71·5	71·7	71·1	70·8	70·4	69·9
	20	69·7	70·2	71·1	71·6	71·8	72·0	72·4	72·2	71·9	71·6	71·2	70·7
	21	69·7	69·9	70·4	70·9	71·4	71·4	71·1	70·8	70·7	70·3	70·0	69·9
	22	68·9	69·6	70·1	70·3	70·3	70·1	69·9	69·8	69·8	69·7	69·4	69·0
	23	68·8	69·7	70·5	71·0	71·8	72·2	72·4	72·1	71·9	71·6	71·0	70·6
	24	69·9	70·8	71·6	72·4	73·1	73·0	73·1	73·0	72·7	71·9	71·2	70·8
	25	—	—	—	—	—	—	—	—	—	—	—	—
	26	69·7	70·5	71·5	72·2	73·0	73·7	73·9	73·7	73·1	72·4	72·4	70·9
	27	70·6	71·6	72·9	74·9	74·9	74·9	74·9	74·4	73·8	73·4	72·8	72·0
	28	70·9	71·9	73·0	74·0	74·1	74·2	74·5	74·3	74·0	73·2	72·8	72·1
	29	70·9	71·6	72·0	72·5	73·0	73·4	73·8	73·5	72·9	72·7	72·0	71·8
	30	70·4 ^b	71·1	72·0	73·2	73·7	73·8	74·1	74·1	73·8	73·3	72·9	72·3
Hourly Means	69·76	70·38	71·08	71·68	72·07	72·30	72·38	72·14	71·77	71·41	71·02	70·57	

^a Good Friday.

^b Four minutes late.

HORIZONTAL FORCE.

One Scale Division = '00021 parts of the H. F. Change in the Magnetic moment of the Bar for 1° Faht. = '00023.

12h.	13h.	14h.	15h.	16h.	17h.	18h.	19h.	20h.	21h.	22h.	23h.	Daily and Monthly Means.
Sc. Div. 28'2	Sc. Div. 28'0	Sc. Div. 27'7	Sc. Div. 27'5	Sc. Div. 27'8	Sc. Div. 27'8	Sc. Div. 28'1	Sc. Div. 28'8	Sc. Div. 30'5	Sc. Div. 34'3	Sc. Div. 37'2	Sc. Div. 40'0	Sc. Div. 30'98
—	—	—	—	—	—	—	—	—	—	—	—	—
23'8	25'2	24'3	23'9	25'5	25'8	25'8	26'4	27'4	29'3	31'8	35'0	24'55
24'5	23'2	24'3	25'0	24'3	24'1	25'7	25'9	26'3	28'3	32'5	34'1	27'58
25'0	25'7	27'8	28'2	26'0	25'4	25'0	27'5	29'8	33'0	35'3	37'0	29'23
20'2	13'9	13'4	18'3	18'9	21'2	17'1	15'9	14'0	10'9	17'4	20'7	24'15
18'5	16'8	17'0	21'0	18'1	18'9	19'9	19'7	19'5	21'9	25'2	28'6	19'34
22'5	22'2	21'8	22'4	22'8	23'2	23'3	24'0	24'8	25'9	27'5	29'0	24'24
—	—	—	—	—	—	—	—	—	—	—	—	—
26'8	27'0	27'5	27'8	28'0	28'5	28'8	29'2	30'0	32'0	34'9	36'8	27'85
26'7	27'2	27'4	29'0	30'5	30'7	31'3	31'4	31'8	35'5	35'0	38'0	32'37
27'1	27'5	29'2	27'9	27'2	27'7	28'6	29'1	30'8	32'8	35'2	36'1	30'94
23'3	22'8	23'2	23'8	24'8	25'0	25'1	26'0	26'3	28'0	30'7	32'3	26'59
23'2	23'9	25'0	27'8	28'4	28'0	28'5	28'8	29'0	31'3	32'7	33'5	27'57
26'0	26'9	27'2	27'8	27'0	27'2	27'8	28'4	29'0	31'8	33'2	38'0	29'17
—	—	—	—	—	—	—	—	—	—	—	—	—
27'8	27'9	27'9	28'4	28'3	28'8	29'2	29'5	29'8	31'3	33'3	35'0	28'31
30'2	30'7	31'1	32'8	35'0	35'3	35'2	29'7	27'0	25'7	17'6	13'1	30'00
11'8	14'1	16'4	18'0	19'1	21'0	22'2	23'8	25'0	26'5	30'2	33'1	13'47
20'9	17'4	20'2	20'2	20'0	20'8	21'5	22'8	23'3	24'7	26'3	29'0	17'43
21'9	22'1	23'2	23'5	23'5	23'7	24'2	24'8	24'4	24'8	26'8	28'1	23'88
23'5	23'8	24'0	24'7	25'0	26'2	26'2	26'2	26'3	27'8	29'6	31'8	25'66
—	—	—	—	—	—	—	—	—	—	—	—	—
27'2	27'3	28'3	28'2	28'7	29'0	29'0	29'2	30'0	31'6	33'8	35'0	28'29
26'2	26'2	28'8	28'5	28'7	28'0	29'0	29'2	30'3	32'0	34'0	35'9	29'90
23'8	24'2	25'0	25'2	26'1	26'8	27'2	27'1	27'5	28'6	30'5	32'7	27'37
25'0	24'3	26'2	25'2	26'2	28'2	29'2	27'9	25'2	25'5	27'5	27'6	26'18
22'0	24'1	22'9	21'0	21'5	23'0	23'7	24'0	23'9	26'0	28'0	25'1	24'45
19'5	22'0	22'1	21'7	22'5	23'6	23'2	24'5	25'9	26'4	29'2	30'3	21'49
23'82	23'78	24'48	25'11	25'36	25'92	26'19	26'39	26'71	28'24	30'22	31'83	26'04

TEMPERATURE OF THE BIFILAR MAGNET.

71'4	71'0	70'9	70'8	70'5	70'4	70'4	70'4	70'4	70'2	70'0	70'0	71'58
—	—	—	—	—	—	—	—	—	—	—	—	—
70'0	69'7	69'7	69'6	69'3	69'2	69'0	69'0	69'1	69'0	69'6	69'9	70'73
71'8	71'4	71'0	70'9	70'7	70'5	70'4	70'1	70'1	70'1	70'0	70'0	71'50
70'1	69'9	69'9	69'8	69'8	69'7	69'4	69'1	69'0	69'0	69'2	69'5	70'46
69'9	69'7	69'4	69'0	69'0	69'0	68'9	68'9	68'9	69'0	69'1	70'4	70'02
70'9	70'8	70'6	70'3	70'0	69'9	69'9	69'8	69'8	69'7	69'9	70'0	71'12
71'2	71'0	70'8	70'7	70'5	70'5	70'1	70'0	70'0	70'0	70'0	70'0	71'18
—	—	—	—	—	—	—	—	—	—	—	—	—
69'2	69'0	69'1	69'0	68'9	68'9	68'7	68'4	68'3	68'2	68'0	68'2	70'27
69'0	68'9	68'8	68'6	68'2	68'1	68'3	68'1	68'1	68'0	68'1	68'4	69'17
69'0	68'7	68'5	68'2	68'1	68'0	67'9	67'8	67'8	67'7	67'9	68'1	69'10
68'9	68'8	68'5	68'2	68'0	68'0	67'9	67'9	67'9	67'9	67'9	68'1	68'97
69'0	68'9	68'9	68'8	68'7	68'6	68'4	68'2	68'1	67'9	68'0	68'3	69'19
68'9	68'8	68'5	68'3	68'0	67'9	67'8	67'7	67'6	67'7	68'0	68'3	68'93
—	—	—	—	—	—	—	—	—	—	—	—	—
69'4	69'0	68'9	68'8	68'7	68'6	68'3	68'4	68'3	68'2	68'5	68'6	69'46
69'7	69'3	69'0	68'8	68'4	68'3	68'2	68'2	68'2	68'2	68'6	69'0	69'58
70'6	70'5	70'2	69'9	69'8	69'7	69'2	69'0	69'0	69'0	69'0	69'1	70'47
69'9	69'7	69'6	69'5	69'4	69'2	69'1	69'0	69'0	68'8	68'7	68'6	69'87
68'8	68'7	68'6	68'1	68'2	68'2	68'1	68'0	67'9	67'9	68'0	68'2	68'98
70'0	69'7	69'1	68'9	68'8	68'7	68'4	68'3	68'3	68'2	68'6	69'0	69'98
—	—	—	—	—	—	—	—	—	—	—	—	—
69'0	68'9	68'7	68'5	68'3	68'2	68'1	68'0	68'0	68'0	68'1	68'8	70'17
70'7	70'3	70'2	69'9	69'7	69'6	69'2	69'0	68'8	68'7	68'9	69'7	70'90
71'7	71'1	70'9	70'7	70'3	69'9	69'9	69'8	69'7	69'7	70'0	70'2	71'87
71'7	71'2	71'0	70'7	70'4	70'0	69'9	69'8	69'8	69'8	70'0	70'5	71'82
71'4	71'1	70'8	70'5	70'1	70'0	69'9	69'7	69'7	69'7	69'7	69'9	71'36
71'9	71'7	71'5	71'2	71'0	70'8	70'6	70'2	70'1	70'1	70'2	70'3	71'85
70'16	69'91	69'72	69'51	69'31	69'20	69'04	68'91	68'88	68'83	68'96	69'24	70'34

HORIZONTAL FORCE.												
One Scale Division = '00021 parts of the H. F. Change in the Magnetic moment of the Bar for 1° Fah° = '00028.												
Mean Göttingen Time. } 1 2 3 4 5 6 7 8 9 10 11 12 13 14 15 16 17 18 19 20 21 22 23 24 25 26 27 28 29 30 31	0h.	1h.	2h.	3h.	4h.	5h.	6h.	7h.	8h.	9h.	10h.	11h.
	Sc. Div.	Sc. Div.	Sc. Div.	Sc. Div.	Sc. Div.	Sc. Div.	Sc. Div.	Sc. Div.	Sc. Div.	Sc. Div.	Sc. Div.	Sc. Div.
1	32·8	32·2	29·6	27·1	26·1	24·4	23·3	22·4	21·2	22·3	21·3	21·1
2	—	—	—	—	—	—	—	—	—	—	—	—
3	32·2	30·9	29·3	26·9	26·2	24·7	23·2	23·1	23·0	22·9	23·8	22·8
4	35·3	35·9	34·0	31·1	28·8	26·7 ^a	25·2	24·0	24·0	24·2	24·2	24·8
5	37·3	37·1	36·1	33·0	30·9	28·4	27·8	26·7	26·4	26·5	26·2	26·4
6	40·8	38·2	36·0	33·5	31·4	29·9	28·5	27·0	26·2	27·1	27·3	27·3
7	36·2 ^b	36·8	37·3	34·5	31·5	28·9	26·9	25·9	25·4	27·7	28·2	28·2
8	11·9	11·3	10·0	08·3	09·1	10·5	11·8	12·3	12·2	13·2	14·4	15·4
9	—	—	—	—	—	—	—	—	—	—	—	—
10	33·5	33·3	32·8	30·0	27·3	25·6	24·5	23·5	23·4	24·1	24·4	25·0
11	36·8	35·4	33·2	31·0	29·8	28·1	25·8	25·0	25·0	25·5	25·8	26·5
12	34·7	33·2	30·9	28·7	26·3	24·9	23·9	24·0	23·2	23·2	23·1	23·6
13	34·8	33·6	31·8	30·0	27·3	25·5	23·5	23·4	23·8	24·1	24·6	25·0
14	37·9	37·0	34·0	30·4	27·2	26·3	25·8	25·1	26·3	27·2	26·8	26·8
15	36·3	35·2	32·0	28·8	24·5 ^c	20·0	17·1	17·1	18·4	19·2	22·8	23·5
16	—	—	—	—	—	—	—	—	—	—	—	—
17	32·2	29·9	26·9	25·2	22·0	15·2	13·9	13·7	14·4	13·8	15·1	17·4
18	30·9	29·4	27·1	26·1	24·0	21·0	19·2	20·1	20·2	21·5	22·1	22·2
19	36·7	34·2	31·7	28·8	25·6	24·1	23·8	23·8	23·8	23·8	23·8	24·8
20	34·0	33·1	30·6	28·5	26·2	23·6	22·7	22·2	21·3	20·2	22·5	23·8
21	35·9	34·5	32·2	30·1	29·0	26·2	24·7	24·8	24·5	24·9	24·8	27·2
22	34·9	34·0	31·9	28·8	26·8	25·9	24·7	24·2	24·3	24·7	25·0	26·3
23	—	—	—	—	—	—	—	—	—	—	—	—
24	37·4	37·0	33·6	32·0	30·0	29·3	28·8	28·0	28·0	28·4	28·8	29·0
25	40·1	40·2	38·4	35·8	33·6	32·0	30·5	29·6	29·3	28·9	28·3	29·2
26	37·1	36·8	34·9	31·5	28·8	26·1	25·0	25·2	24·5	25·2	25·6	26·3
27	38·8	38·9	37·1	35·2	31·8	29·9	29·2	29·0	30·1	28·3	24·0	20·5
28	35·8	35·0	33·5	31·1	27·6	27·2	27·3	27·0	27·0	27·2	27·2	27·7
29	34·9	32·3	31·7	29·8	24·2	25·9	26·2	25·8	24·7	24·8	25·8	25·8
30	—	—	—	—	—	—	—	—	—	—	—	—
31	38·4	38·2	37·8	36·5	34·4	32·0	31·0	30·2	28·2	29·6	31·8	31·0
Hourly Means	34·91	33·98	32·09	29·72	27·32	25·42	24·40	23·97	23·80	24·17	24·53	24·91

TEMPERATURE OF THE BIFILAR MAGNET.												
1 2 3 4 5 6 7 8 9 10 11 12 13 14 15 16 17 18 19 20 21 22 23 24 25 26 27 28 29 30 31	70°9	71°4	71°9	72°3	72°6	72°9	72°9	72°9	72°6	72°0	71°6	71°0
1	70°9	71°4	71°9	72°3	72°6	72°9	72°9	72°9	72°6	72°0	71°6	71°0
2	—	—	—	—	—	—	—	—	—	—	—	—
3	70°2	71°0	71°7	72°5	72°5	72°6	72°6	72°0	71°9	71°3	71°0	70°6
4	69°5	70°0	70°5	71°0	71°6	72°0 ^a	72°0	71°9	71°5	71°0	70°8	70°4
5	69°7	70°0	70°7	70°9	70°9	70°9	70°9	70°6	70°2	69°9	69°7	69°4
6	69°2	70°0	70°9	71°3	71°5	71°5	71°4	70°9	70°5	70°0	69°8	69°4
7	68°7 ^b	69°5	70°1	71°0	71°7	72°1	72°0	71°8	71°2	70°8	70°2	69°8
8	69°3	70°1	70°9	71°4	71°9	72°1	72°4	71°9	71°6	71°2	70°7	69°9
9	—	—	—	—	—	—	—	—	—	—	—	—
10	68°8	69°0	69°5	70°0	70°3	70°4	70°4	70°5	70°1	69°8	69°1	68°9
11	68°7	69°1	69°8	70°2	70°8	71°2	71°4	71°3	70°9	70°4	69°9	69°4
12	68°7	69°4	70°1	71°0	71°9	72°4	72°4	72°0	71°7	71°1	70°7	70°2
13	70°0	70°7	71°7	72°6	73°2	73°7	73°8	73°6	72°9	72°4	71°8	71°3
14	69°5	70°0	70°7	71°4	71°8	71°9	71°9	71°8	71°0	70°8	70°4	70°0
15	68°4	68°7	69°0	69°6	70°1 ^c	70°2	70°2	70°0	69°7	69°2	69°1	68°9
16	—	—	—	—	—	—	—	—	—	—	—	—
17	69°0	69°7	70°6	71°1	71°8	71°9	71°9	71°5	71°2	70°7	70°2	69°8
18	68°7	68°9	69°3	69°9	70°8	71°3	71°5	71°2	70°9	70°5	69°9	69°5
19	67°7	68°0	68°5	69°0	70°0	70°1	70°3	70°1	69°9	69°8	69°5	69°1
20	68°1	68°6	69°1	70°0	70°2	70°2	70°2	70°1	69°9	69°2	68°9	68°4
21	67°5	68°0	68°6	69°0	69°7	70°0	70°3	70°3	69°9	69°4	69°0	68°7
22	69°0	69°7	70°3	70°6	70°7	70°4	70°0	69°9	69°5	69°1	69°0	68°8
23	—	—	—	—	—	—	—	—	—	—	—	—
24	67°3	67°7	68°3	68°7	69°0	69°2	69°0	68°9	68°6	68°2	67°9	67°9
25	67°1	67°6	67°9	68°6	69°1	69°3	69°4	69°4	68°9	68°9	68°4	68°1
26	67°7	68°4	69°0	69°8	70°2	70°6	71°0	70°8	70°4	69°9	69°4	69°0
27	68°7	69°4	70°3	70°9	71°4	71°7	71°7	71°1	70°7	70°0	70°6	69°0
28	67°2	67°1	67°2	67°1	67°1	66°9	66°9	66°7	66°3	66°2	66°1	66°2
29	65°8	66°1	66°6	66°9	67°5	67°9	67°8	67°8	67°6	67°4	67°1	66°6
30	—	—	—	—	—	—	—	—	—	—	—	—
31	65°1	65°4	65°7	65°9	66°0	66°1	66°1	66°1	65°9	65°8	65°7	65°6
Hourly Means	68°48	68°98	69°57	70°10	70°55	70°70	70°78	70°58	70°21	69°81	69°48	69°07

^a Omitted in the means. Seven minutes late.

^b Four minutes late.

^c Three minutes and a half late.

HORIZONTAL FORCE.

One Scale Division = '00021 parts of the H. F. Change in the Magnetic moment of the Bar for 1° Fah. = '00028.

12h.	13h.	14h.	15h.	16h.	17h.	18h.	19h.	20h.	21h.	22h.	23h.	Daily and Monthly Means.
Sc. Div.	Sc. Div.	Sc. Div.	Sc. Div.	Sc. Div.	Sc. Div.	Sc. Div.	Sc. Div.	Sc. Div.	Sc. Div.	Sc. Div.	Sc. Div.	Sc. Div.
—	—	—	—	—	—	—	—	—	—	—	—	—
23·3	25·5	25·2	24·5	25·2	26·8	27·3	27·3	27·8	28·9	30·8	32·4	26·20
22·9	25·2	26·5	26·1	26·8	26·8	27·2	27·4	28·0	28·8	31·0	33·0	26·61
26·1	26·1	26·8	26·9	27·1	27·5	28·0	28·8	29·0	30·9	34·0	36·7	28·67
27·3	28·8	28·6	28·9	29·5	30·4	31·0	31·8	32·3	34·0	36·3	39·9	30·90
28·1	28·7	29·0	29·8	30·4	30·8	31·8	31·4	30·5	32·0	34·2	35·3	31·05
29·7	25·1	27·5	27·2	26·8	28·2	33·4	27·8	20·2	11·4	11·1	10·2	26·92
—	—	—	—	—	—	—	—	—	—	—	—	—
22·2	22·8	23·0	23·1	23·7	24·0	26·3	26·1	27·8	30·6	30·1	31·7	18·82
25·0	25·0	25·3	26·0	27·0	26·4	26·7	28·8	28·3	31·0	33·2	35·8	27·75
26·1	26·0	26·4	27·0	27·2	27·4	27·7	28·0	28·8	30·4	32·1	33·0	28·67
24·3	25·2	27·9	27·2	27·9	28·0	28·5	28·7	28·8	30·6	33·1	34·2	27·67
25·1	25·9	26·0	26·0	26·2	26·4	27·1	27·9	28·6	30·6	33·3	36·2	27·78
26·8	27·5	28·5	29·0	29·8	30·0	30·3	31·0	31·2	37·2	34·7	35·5	30·10
—	—	—	—	—	—	—	—	—	—	—	—	—
10·0	15·7	16·2	17·2	19·1	20·2	21·0	20·6	22·6	25·8	29·9	29·8	22·62
19·2	20·7	21·5	22·2	23·1	22·2	23·8	22·7	23·7	24·0	26·4	28·7	21·58
22·0	24·0	24·0	23·3	23·8	24·6	25·7	25·8	26·0	28·8	32·2	36·2	25·01
24·1	23·8	24·0	24·5	26·1	26·1	25·5	26·6	26·2	28·8	30·8	32·2	26·82
23·9	24·9	26·2	26·8	26·9	27·0	28·0	27·2	28·0	29·9	32·5	34·7	26·86
26·6	26·1	26·2	26·6	26·4	27·7	28·0	27·5	28·1	29·5	31·1	33·6	28·17
—	—	—	—	—	—	—	—	—	—	—	—	—
27·8	28·0	28·3	29·0	28·9	29·0	29·5	29·9	31·2	32·3	34·3	36·2	29·00
29·2	29·3	29·0	29·0	29·5	29·4	29·3	30·7	32·2	34·1	36·7	39·4	31·17
28·9	28·2	27·7	27·0	28·2	28·8	30·0	29·6	30·4	32·5	34·2	35·9	31·55
27·0	27·8	28·3	28·7	29·0	29·8	30·2	30·5	31·5	33·6	35·6	37·4	29·85
20·6	22·8	26·6	26·8	27·2	28·8	30·2	28·6	29·5	31·8	31·8	36·2	29·74
27·8	27·2	29·8	29·7	30·2	31·0	34·5	35·2	33·9	31·8	30·4	33·0	30·34
—	—	—	—	—	—	—	—	—	—	—	—	—
28·2	28·7	29·1	29·0	29·6	30·5	31·2	32·1	33·0	33·7	35·5	37·0	29·56
31·7	31·9	31·2	31·8	32·5	34·0	32·0	32·6	33·6	35·5	41·3	41·8	33·71
25·15	25·80	26·49	26·67	27·23	27·76	28·62	28·64	28·89	30·33	32·18	34·08	27·97

TEMPERATURE OF THE BIFILAR MAGNET.

°	°	°	°	°	°	°	°	°	°	°	°	°
—	—	—	—	—	—	—	—	—	—	—	—	—
69·9	69·8	69·6	69·3	69·0	68·9	69·0	68·9	68·9	68·8	68·8	69·1	70·62
70·1	70·0	69·9	69·7	69·4	69·1	69·0	68·9	68·9	68·9	69·1	69·3	70·51
70·0	69·8	69·4	69·0	69·0	68·8	68·8	68·7	68·6	68·6	68·6	68·9	69·93
69·2	68·9	68·8	68·6	68·4	68·0	67·9	67·9	67·8	67·7	68·0	68·6	69·32
68·9	68·8	68·5	68·2	67·9	67·8	67·7	67·5	67·4	67·4	67·8	67·9	69·26
69·5	69·2	68·9	68·8	68·7	68·5	68·4	68·0	68·0	68·0	68·3	68·8	69·67
—	—	—	—	—	—	—	—	—	—	—	—	—
68·6	68·5	68·1	67·9	67·7	67·3	67·2	67·0	67·0	67·0	67·6	68·0	69·39
68·6	68·2	68·0	67·9	67·8	67·7	67·4	67·2	67·1	67·1	67·7	67·9	68·72
68·9	68·6	68·0	67·9	67·9	67·9	67·9	67·8	67·8	67·7	68·0	68·2	69·15
69·8	69·3	69·0	68·9	68·8	68·7	68·4	68·2	68·2	68·2	68·7	69·1	69·87
71·0	70·7	70·2	70·0	69·9	69·7	69·7	69·2	69·0	68·9	68·9	69·0	71·00
69·9	69·5	69·2	69·0	68·8	68·7	68·5	68·2	68·1	68·1	68·0	68·0	69·80
—	—	—	—	—	—	—	—	—	—	—	—	—
68·7	68·6	68·0	68·0	67·9	67·9	67·7	67·7	67·7	67·6	67·8	68·1	68·70
69·3	69·0	68·7	68·4	68·4	68·4	68·4	68·1	68·1	68·1	68·2	68·4	69·62
69·1	68·8	68·5	68·2	68·0	67·9	67·8	67·9	67·7	67·4	67·3	67·2	69·09
68·9	68·8	68·7	68·4	68·1	67·9	67·6	67·3	67·1	67·2	67·5	67·8	68·64
67·9	67·7	67·0	66·9	66·8	66·7	66·7	66·6	66·7	66·7	67·0	67·0	68·19
68·4	68·1	68·0	67·9	67·8	67·6	67·4	67·3	67·2	67·2	67·7	68·2	68·47
—	—	—	—	—	—	—	—	—	—	—	—	—
67·7	67·6	67·6	67·2	67·2	67·1	67·1	67·2	67·1	67·1	66·9	67·0	68·49
67·6	67·3	67·2	67·0	66·9	66·9	66·8	66·7	66·6	66·6	66·7	66·9	67·67
67·9	67·9	67·6	67·2	67·1	67·0	66·9	66·7	66·6	66·6	66·7	67·1	67·84
68·7	68·2	68·1	67·9	67·9	67·8	67·3	67·1	67·0	67·0	67·5	68·0	68·70
68·7	68·1	67·9	67·7	67·2	67·1	66·9	66·9	66·9	66·9	66·9	67·1	68·91
66·2	66·3	66·1	66·1	66·0	65·9	65·9	65·7	65·7	65·3	65·4	65·4	66·29
—	—	—	—	—	—	—	—	—	—	—	—	—
65·2	65·1	65·1	65·0	64·9	64·8	64·8	64·7	64·7	64·7	64·8	64·9	65·99
65·3	65·3	65·1	65·0	64·9	64·9	64·8	64·7	64·7	64·7	64·8	65·0	65·36
68·62	68·39	68·12	67·93	67·78	67·65	67·54	67·39	67·33	67·29	67·49	67·73	68·82

HORIZONTAL FORCE.													
One Scale Division = .00021 parts of the H. F. Change in the Magnetic moment of the Bar for 1° Fah. = .00028.													
Mean Göttingen Time.	0h.	1h.	2h.	3h.	4h.	5h.	6h.	7h.	8h.	9h.	10h.	11h.	
JUNE.	1	Sc. Div. 43.2	Sc. Div. 44.0	Sc. Div. 42.2	Sc. Div. 39.7	Sc. Div. 33.4	Sc. Div. 27.0	Sc. Div. 28.7	Sc. Div. 24.4	Sc. Div. 24.0	Sc. Div. 25.5	Sc. Div. 24.6	Sc. Div. 23.2
	2	38.1	37.8	35.2	32.1	31.2	30.0	28.4	26.8	26.6	26.9	27.8	27.5
	3	35.0	35.2	34.0	32.6	30.0	28.4	28.3	28.0	28.2	28.0	28.1	26.8
	4	39.3	38.7	35.7	33.5	31.7	31.1	31.2	30.3	30.1	30.4	30.9	31.2
	5	41.4	41.5	39.9	37.8	36.4	35.3	33.8	33.3	33.5	33.8	33.8	33.9
	6	—	—	—	—	—	—	—	—	—	—	—	—
	7	40.5	39.9	38.0	35.4	35.2	34.9	35.0	32.5	33.0	33.2	34.2	35.0
	8	39.9	41.2	41.2	37.8	36.0	34.9	33.7	32.2	31.9	31.9	32.7	32.3
	9	41.5	41.4	40.6	38.3	36.3	34.3	33.1	31.2	30.8	30.9	31.9	32.5
	10	44.8	41.8	43.3	36.0	31.8	27.1	25.3	27.2	28.8	29.2	29.5	29.0
	11	40.4	39.9	37.7	34.9	31.1	30.7	29.0	26.5	25.8	26.0	27.7	28.8
	12	40.7	40.5	41.3	39.4	36.7 ^a	35.7	35.0	32.9	30.9	29.4	31.8	31.8
	13	—	—	—	—	—	—	—	—	—	—	—	—
	14	39.8	36.3	35.2	32.1	29.7	27.0	26.9	23.0	24.4	25.1	29.3	27.9
	15	42.4	41.9	40.5	38.7	37.5	35.2	34.0	32.2	32.1	32.2	32.1	32.9
	16	40.6	40.0	39.8	38.7	38.1	35.3	34.8	32.8	32.4	33.0	34.1	33.3
	17	40.8	41.0	40.2	38.5	37.8	36.0	34.2	32.2	31.4	31.5	31.2	31.7
	18	41.7	42.3	42.9	40.5	37.8	34.6	33.0	32.7	33.1	33.2	34.5	32.9
	19	40.8	41.2	40.1	38.7	36.3	34.2	33.3	32.9	32.4	32.8	33.4	33.7
	20	—	—	—	—	—	—	—	—	—	—	—	—
	21	44.8	45.5	43.6	42.2	40.2	38.8	37.3	37.0	37.2	36.8	36.1	35.2
	22	44.1	44.5	41.0	39.1	38.2	36.0	35.0	33.8	32.8	33.1	33.3	33.5
	23	41.6	41.9	41.5	39.3	37.8	35.9	35.2	34.1	33.3	34.2	34.8	34.8
	24	41.9	40.3	39.8	38.6	38.2	37.2	36.2	35.8	35.4	35.4	35.9	35.9
	25	46.5	45.8	43.3	40.2	38.7	37.1	35.8	35.0	35.0	35.8	36.0	36.2
	26	45.7	48.5	46.2	43.1	40.2	39.4	38.8	38.3	38.5	38.2	38.2	38.1
	27	—	—	—	—	—	—	—	—	—	—	—	—
	28	46.7	46.3	40.8	39.9	38.3	38.0	37.4	35.2	34.4	34.8	35.3	35.3
	29	42.8	43.7	43.4	41.0	40.4	38.9	37.2	36.8	35.1	35.3	35.3	35.7
	30	40.5	40.0	40.8	38.3	36.2	34.3	32.2	33.0	33.0	32.1	32.8	32.3
Hourly Means	41.75	41.58	40.32	37.94	35.97	34.13	33.18	31.93	31.70	31.87	32.51	32.36	

TEMPERATURE OF THE BIFILAR MAGNET.													
JUNE.	1	65.7	66.4	67.1	67.9	68.6	68.9	69.1	68.9	68.5	67.9	67.6	67.1
	2	66.4	67.0	67.8	68.5	69.0	69.4	69.5	69.1	68.8	68.2	68.0	67.9
	3	67.0	67.5	67.9	67.9	68.0	68.2	68.3	68.0	67.8	67.4	67.0	66.9
	4	66.0	66.4	66.9	67.2	67.7	67.8	67.9	67.8	67.6	67.1	66.9	66.8
	5	65.4	65.8	66.3	66.7	66.8	66.9	66.9	66.5	66.0	65.9	65.8	65.6
	6	—	—	—	—	—	—	—	—	—	—	—	—
	7	64.8	65.0	65.2	65.5	65.8	65.9	65.9	65.5	65.3	65.0	64.8	64.7
	8	63.9	64.4	65.0	65.7	66.0	66.4	66.3	65.9	65.7	65.3	64.9	64.8
	9	64.9	65.6	66.2	67.1	67.9	68.0	68.0	67.7	67.5	66.9	66.5	66.0
	10	64.8	64.9	65.0	65.6	66.0	66.0	66.0	65.9	65.7	65.5	65.2	64.8
	11	64.8	65.9	67.0	67.8	68.5	68.8	68.9	68.5	68.0	67.6	67.0	66.7
	12	65.0	65.0	65.2	65.8	65.9 ^a	66.0	65.9	65.7	65.4	65.2	65.0	64.9
	13	—	—	—	—	—	—	—	—	—	—	—	—
	14	63.8	64.0	64.2	64.1	64.0	63.9	63.8	63.7	63.6	63.6	63.4	63.4
	15	63.1	63.3	63.3	63.5	63.6	63.7	63.6	63.4	63.3	63.1	63.0	62.9
	16	63.1	63.3	63.6	63.7	63.7	63.7	63.5	63.5	63.2	63.0	63.0	62.8
	17	62.8	63.0	63.6	64.2	64.8	65.1	65.4	65.5	65.2	64.9	64.5	64.1
	18	63.0	63.4	63.7	63.8	63.9	63.9	63.9	63.8	63.7	63.3	63.1	63.0
	19	62.5	63.0	63.5	63.8	63.9	63.9	63.8	63.6	63.4	63.0	62.9	62.7
	20	—	—	—	—	—	—	—	—	—	—	—	—
	21	62.9	63.0	63.1	63.2	63.3	63.3	63.2	63.2	63.1	63.0	63.0	62.9
	22	62.9	63.0	63.1	63.6	63.8	64.0	63.9	63.8	63.5	63.3	63.0	62.9
	23	62.6	63.0	63.7	63.9	64.0	64.0	64.1	63.9	63.7	63.3	63.1	63.0
	24	62.5	62.9	63.1	63.5	63.6	63.6	63.5	63.4	63.3	63.3	63.2	63.0
	25	61.6	61.9	62.2	62.5	62.8	62.9	63.0	62.9	62.7	62.3	62.2	62.0
	26	61.8	62.0	62.1	62.5	62.7	62.7	62.6	62.5	62.4	62.2	62.1	62.0
	27	—	—	—	—	—	—	—	—	—	—	—	—
	28	62.7	63.0	63.2	63.8	64.1	64.4	64.3	64.2	63.9	63.7	63.2	62.9
	29	62.2	62.7	62.9	63.4	63.7	63.9	63.9	63.8	63.7	63.3	63.3	63.1
	30	62.5	62.8	63.3	64.0	64.7	65.1	65.4	65.3	65.0	64.7	64.4	64.0
Hourly Means	63.80	64.16	64.55	64.97	65.26	65.40	65.41	65.23	65.00	64.69	64.47	64.27	

^a Four minutes late.

HORIZONTAL FORCE.

One Scale Division = '00021 parts of the H.F. Change in the Magnetic moment of the Bar for 1° Fah. = '00028.

12h.	13h.	14h.	15h.	16h.	17h.	18h.	19h.	20h.	21h.	22h.	23h.	Daily and Monthly Means.
Sc. Div. 25'2	Sc. Div. 29'3	Sc. Div. 26'8	Sc. Div. 27'8	Sc. Div. 28'1	Sc. Div. 28'6	Sc. Div. 29'2	Sc. Div. 30'0	Sc. Div. 31'0	Sc. Div. 33'6	Sc. Div. 36'0	Sc. Div. 37'1	Sc. Div. 30'94
27'2	28'0	28'7	29'7	29'3	29'8	30'6	31'0	32'0	33'2	35'2	35'8	30'79
27'0	27'2	28'0	30'0	30'1	29'4	30'0	30'7	32'1	33'8	37'2	38'9	30'71
31'5	31'8	32'3	33'8	33'7	34'2	34'0	33'9	35'0	36'2	37'8	40'9	33'32
—	—	—	—	—	—	—	—	—	—	—	—	—
36'0	36'1	37'1	35'8	36'5	36'0	34'1	34'6	35'2	35'8	38'2	40'4	36'26
35'0	34'5	35'2	35'2	33'8	34'3	34'6	34'2	33'1	34'2	35'7	36'7	35'14
32'5	32'2	32'5	32'9	33'4	34'5	34'7	35'8	35'8	37'0	38'3	40'9	35'26
32'8	32'9	33'9	35'3	34'8	35'8	35'7	35'9	36'5	38'9	42'2	44'5	35'92
28'8	32'6	31'7	31'3	32'8	33'9	33'8	34'2	37'2	36'2	38'0	39'2	33'48
28'6	28'9	32'8	32'1	31'7	32'7	33'4	33'9	35'2	37'8	38'8	39'8	32'67
—	—	—	—	—	—	—	—	—	—	—	—	—
32'0	30'0	30'0	31'0	33'8	32'2	33'7	32'1	33'1	35'3	37'7	39'8	34'45
28'8	29'5	30'2	30'2	30'3	30'6	31'7	32'2	33'9	37'2	39'9	42'2	31'39
32'0	32'2	32'8	32'8	34'0	34'2	34'2	34'4	35'2	36'2	38'1	39'9	35'32
34'3	33'8	33'4	34'4	34'1	34'8	35'3	36'0	36'8	36'6	37'9	40'2	35'85
31'8	34'9	33'1	33'6	33'6	36'6	35'3	34'6	35'9	37'1	38'8	40'8	35'52
31'9	32'5	32'7	33'0	33'4	34'0	34'2	34'0	34'7	36'2	37'7	39'0	35'52
—	—	—	—	—	—	—	—	—	—	—	—	—
34'5	34'2	34'7	34'6	34'7	35'1	35'7	36'2	37'3	39'0	41'7	44'8	36'35
36'6	35'9	36'5	35'0	35'9	37'2	38'0	38'2	38'8	40'2	41'9	44'0	38'87
33'8	33'9	34'1	34'2	34'4	34'6	35'2	35'7	36'2	37'7	39'9	41'8	36'50
34'8	35'0	35'3	34'8	34'8	35'0	35'1	35'3	36'4	38'0	40'3	41'9	36'71
35'8	35'8	36'0	35'9	36'0	35'8	35'9	36'4	37'2	39'1	41'9	44'5	37'54
36'8	36'9	37'2	37'2	37'2	37'5	38'0	38'6	39'7	41'1	43'2	45'5	38'93
—	—	—	—	—	—	—	—	—	—	—	—	—
35'1	35'7	37'2	37'1	36'2	38'0	38'2	39'2	40'2	41'9	43'9	47'0	40'12
37'2	36'2	36'4	36'5	36'3	36'7	36'5	37'6	37'2	38'4	39'3	40'8	37'98
35'3	34'7	35'4	36'0	36'0	35'8	37'0	37'1	36'6	35'9	39'2	41'0	37'73
31'7	30'4	31'3	34'2	33'8	34'4	33'2	32'8	33'2	34'6	38'5	40'4	37'75
—	—	—	—	—	—	—	—	—	—	—	—	—
32'58	32'89	33'28	33'63	33'80	34'30	34'51	34'79	35'60	36'97	39'13	41'07	35'32

TEMPERATURE OF THE BIFILAR MAGNET.

66'9	66'5	66'4	66'3	66'1	65'9	65'8	65'7	65'6	65'5	65'7	66'0	66'92
67'7	67'4	67'0	66'9	66'7	66'7	66'5	66'3	66'1	66'1	66'1	66'6	67'49
66'9	66'6	66'5	66'3	66'0	66'0	65'9	65'7	65'7	65'7	65'8	65'8	66'87
66'7	66'4	66'0	65'9	65'9	65'8	65'8	65'7	65'6	65'4	65'3	65'3	66'50
—	—	—	—	—	—	—	—	—	—	—	—	—
64'4	64'3	64'3	64'3	64'1	64'1	64'1	64'0	64'0	64'0	64'2	64'3	65'20
64'6	64'2	64'1	64'0	63'9	63'7	63'7	63'5	63'6	63'5	63'6	63'7	64'56
64'6	64'4	64'4	64'1	64'0	63'9	63'7	63'5	63'7	63'6	64'0	64'2	64'68
65'8	65'4	65'2	64'9	64'8	64'7	64'7	64'6	64'6	64'4	64'3	64'6	65'85
64'5	64'1	63'9	63'6	63'4	63'2	63'0	62'9	63'0	63'1	63'6	64'1	64'49
66'3	66'0	65'7	65'6	65'4	65'1	65'1	64'9	64'9	64'9	64'9	64'9	66'38
—	—	—	—	—	—	—	—	—	—	—	—	—
64'3	64'0	64'0	63'9	63'7	63'6	63'5	63'3	63'2	63'2	63'2	63'4	64'51
63'2	63'1	63'0	62'9	62'9	62'8	62'9	62'8	62'7	62'7	62'8	62'9	63'34
62'9	62'7	62'7	62'6	62'4	62'3	62'2	62'2	62'3	62'3	62'4	62'7	62'90
62'7	62'7	62'6	62'4	62'2	62'1	62'1	62'0	62'0	62'2	62'4	62'6	62'84
63'9	63'7	63'6	63'4	63'2	62'9	62'8	62'7	62'6	62'5	62'6	62'7	63'74
62'9	62'9	62'6	62'4	62'2	62'1	62'0	62'0	62'0	62'0	62'3	62'1	62'92
—	—	—	—	—	—	—	—	—	—	—	—	—
63'4	63'2	63'2	63'1	63'0	62'9	62'9	62'8	62'8	62'8	62'8	62'8	63'15
62'9	62'9	62'7	62'7	62'7	62'7	62'7	62'7	62'6	62'4	62'5	62'8	62'90
62'8	62'6	62'6	62'4	62'2	62'1	62'0	61'9	61'8	61'8	61'8	62'0	62'78
62'9	62'9	62'9	62'9	63'0	62'9	62'7	62'7	62'6	62'6	62'6	62'5	63'15
62'7	62'5	62'1	61'9	61'8	61'7	61'7	61'5	61'4	61'4	61'4	61'5	62'52
61'9	61'7	61'6	61'5	61'4	61'5	61'2	61'1	61'1	61'1	61'3	61'4	61'91
—	—	—	—	—	—	—	—	—	—	—	—	—
61'9	61'9	61'8	61'7	61'6	61'3	61'2	61'1	61'0	61'2	61'7	62'1	61'92
62'6	62'2	62'1	62'0	61'9	61'9	61'9	61'9	61'9	61'9	61'9	62'0	62'82
63'0	62'9	62'6	62'5	62'4	62'2	62'1	62'1	62'1	62'0	62'1	62'2	62'84
63'8	63'6	63'3	63'2	63'1	63'0	62'9	62'7	62'6	62'7	62'8	62'9	63'66
—	—	—	—	—	—	—	—	—	—	—	—	—
64'08	63'88	63'73	63'59	63'46	63'35	63'27	63'17	63'13	63'12	63'23	63'39	64'11

HORIZONTAL FORCE.													
One Scale Division = '00021 parts of the H. F. Change in the Magnetic moment of the Bar for 1° Fah°. = '00028.													
Mean Göttingen Time. }	0h.	1.	2h.	3h.	4h.	5h.	6h.	7h.	8h.	9h.	10h.	11h.	
	Sc. Div.	Sc. Div.	Sc. Div.	Sc. Div.	Sc. Div.	Sc. Div.	Sc. Div.	Sc. Div.	Sc. Div.	Sc. Div.	Sc. Div.	Sc. Div.	
JULY.	1	42'0	42'4	41'8	39'1	34'6	34'7	33'9	33'2	33'5	33'3	33'0	
	2	43'2	42'6	42'1	40'3	37'3	35'8	35'3	34'4	33'7	33'7	34'1	
	3	42'8	42'2	39'9	37'1	35'8	34'5	33'8	34'3	34'7	33'2	32'8	
	4	—	—	—	—	—	—	—	—	—	—	—	—
	5	40'8	41'5	41'3	39'8	38'7	37'1	35'3	33'8	33'7	34'0	33'4	34'1
	6	43'0	42'2	41'2	39'5	37'0	34'9	34'1	33'5	34'0	33'1	34'8	35'0
	7	42'8	41'7	40'1	36'8	34'2	27'6	28'3	30'7	28'2	29'3	29'8	30'3
	8	38'2	37'2	37'1	33'6	31'9	31'4	32'2	30'8	31'2	31'4	31'8	32'1
	9	38'5	38'5	37'4	36'6	36'3	33'0	28'6	27'1	25'1	23'3	20'6	17'8
	10	35'5	36'1	35'8	32'0	29'3	27'4	24'6	22'8	25'1	25'0	23'7	28'8
	11	—	—	—	—	—	—	—	—	—	—	—	—
	12	41'1	40'8	38'4	35'5	32'7	30'6	29'2	27'5	28'8	28'6	28'7	29'7
	13	38'5	37'7	38'1	35'8	34'4	33'0	31'5	30'0	28'0	28'2	28'8	29'8
	14	41'4	43'2	40'5	37'1	34'8	32'4	32'0	29'8	29'8	29'5	29'8	31'7
	15	40'2	39'7	37'7	34'8	32'2	29'9	28'1	27'3	28'1	28'7	28'8	29'0
	16	43'2	42'8	41'0	38'8	36'9	34'8	33'4	32'0	32'3	32'0	33'8	33'5
	17	42'2	41'8	40'2	40'0	37'5	35'2	33'8	32'5	31'4	31'0	32'5	29'5
	18	—	—	—	—	—	—	—	—	—	—	—	—
	19	42'5	41'5	40'0	37'3	36'4	35'0	33'9	32'8	32'7	32'3	32'9	33'2
	20	39'8	39'2	37'7	35'1	34'9	33'2	32'2	32'4	32'0	32'2	32'5	32'4
	21	45'0	44'8	42'0	39'4	36'4	34'4	33'4	32'4	32'4	32'7	33'0	33'3
	22	38'5	38'0	38'2	36'3	35'2	34'2	31'0	30'5	30'1	29'8	30'2	31'2
	23	39'9	39'7	39'2	38'0	33'2	30'9	31'8	31'0	30'7	31'9	30'8	30'9
	24	42'0	41'7	39'2	36'3	34'9	33'8	32'2	32'0	32'4	33'0	32'1	32'0
	25	—	—	—	—	—	—	—	—	—	—	—	—
	26	40'7	40'8	40'2	39'0	35'8	33'8	31'3	30'8	29'3	28'7	29'7	29'0
	27	40'2	39'5	37'8	34'8	32'5	32'0	32'2	33'0	32'5	32'4	32'8	33'5
	28	40'2	41'5	40'8	38'2	36'3	35'5	34'2	33'3	32'2	32'4	33'2	33'2
	29	43'4	42'5	41'1	39'3	35'8	34'0	33'2	33'2	33'0	33'7	34'2	33'9
	30	41'0	40'2	40'6	39'4	37'0	34'3	34'0	34'1	33'9	33'7	34'0	35'0
	31	43'9	42'8	39'7	37'8	36'2	35'9	35'3	35'0	34'9	34'2	34'2	33'8
Aug. 1	—	—	—	—	—	—	—	—	—	—	—	—	
Hourly Means	41'13	40'84	39'60	37'32	35'12	33'31	32'18	31'49	31'25	31'16	31'33	31'63	
TEMPERATURE OF THE BIFILAR MAGNET.													
JULY.	1	63'0	63'0	63'1	63'2	63'2	63'2	63'3	63'2	63'1	63'0	62'9	62'9
	2	62'8	63'1	63'8	64'1	64'5	64'7	64'6	64'2	64'0	63'7	63'4	63'2
	3	62'9	63'7	64'2	65'1	65'8	66'1	66'1	66'0	65'7	65'0	64'8	64'5
	4	—	—	—	—	—	—	—	—	—	—	—	—
	5	63'3	64'0	64'5	64'9	65'1	65'6	65'7	65'6	65'2	64'9	64'4	64'0
	6	63'7	64'0	64'8	65'3	65'7	65'8	65'7	65'5	65'2	64'8	64'5	64'1
	7	63'7	64'3	65'1	65'9	66'8	67'2	67'3	67'1	66'7	66'0	65'4	64'9
	8	62'9	63'2	63'8	64'5	64'9	65'1	65'0	64'7	64'3	64'0	63'9	63'6
	9	62'8	62'9	63'1	63'4	64'0	64'1	64'1	64'0	63'8	63'6	63'3	63'2
	10	62'2	62'8	62'9	63'1	63'5	63'9	64'0	64'0	63'8	63'6	63'2	63'0
	11	—	—	—	—	—	—	—	—	—	—	—	—
	12	61'6	61'9	62'0	62'1	62'6	62'8	62'9	62'9	62'7	62'4	62'1	62'0
	13	61'8	62'3	63'0	63'4	63'8	63'9	63'8	63'7	63'3	63'1	62'9	62'7
	14	62'5	63'0	63'4	63'8	64'0	63'9	63'9	63'8	63'6	63'3	63'1	62'9
	15	62'2	63'0	63'9	64'9	65'4	65'9	65'9	65'8	65'5	65'1	64'7	64'4
	16	63'3	63'7	64'0	64'6	64'9	65'0	64'9	64'7	64'5	64'0	63'7	63'3
	17	62'8	63'1	63'8	64'0	64'3	64'5	64'4	64'2	63'9	63'7	63'5	63'3
	18	—	—	—	—	—	—	—	—	—	—	—	—
	19	61'9	62'4	62'9	63'1	63'1	63'1	63'0	62'7	62'5	62'3	62'1	62'0
	20	61'7	62'1	62'9	63'6	64'0	64'3	64'1	63'9	63'7	63'3	62'9	62'7
	21	62'5	63'3	64'1	64'7	65'0	65'1	65'1	64'9	64'6	64'1	63'9	63'9
	22	63'8	64'5	65'2	65'6	66'1	66'8	67'3	67'4	67'2	66'8	66'0	65'1
	23	62'9	63'3	63'9	64'1	64'5	64'8	64'9	64'9	64'6	64'1	63'7	63'1
	24	62'0	62'4	62'7	62'9	63'1	63'2	63'1	62'9	62'9	62'8	62'6	62'3
	25	—	—	—	—	—	—	—	—	—	—	—	—
	26	61'1	61'4	61'9	62'8	63'7	64'0	64'3	64'3	64'0	63'6	63'1	62'7
	27	61'7	62'5	63'3	63'9	64'0	64'1	63'9	63'7	63'3	63'0	62'8	62'5
	28	61'7	61'9	62'5	63'1	63'8	64'2	64'5	64'1	64'0	63'4	62'9	62'8
	29	61'4	61'8	62'0	62'2	62'7	62'7	62'7	62'4	62'1	61'9	61'8	61'6
	30	61'2	61'4	61'7	62'0	62'1	62'2	62'2	62'0	61'8	61'6	61'3	61'0
	31	60'8	61'1	61'6	61'9	62'1	62'4	62'7	62'4	62'2	61'8	61'4	61'1
Aug. 1	—	—	—	—	—	—	—	—	—	—	—	—	
Hourly Means	62'38	62'82	63'34	63'79	64'17	64'39	64'42	64'26	64'01	63'66	63'34	63'07	

HORIZONTAL FORCE.

One Scale Division = '00021 parts of the H. F. Change in the Magnetic moment of the Bar for 1° Fah'. = '00028.

12h.	13h.	14h.	15h.	16h.	17h.	18h.	19h.	20h.	21h.	22h.	23h.	Daily and Monthly Means.
Sc. Div. 33·8	Sc. Div. 33·8	Sc. Div. 34·0	Sc. Div. 34·0	Sc. Div. 34·9	Sc. Div. 35·3	Sc. Div. 35·1	Sc. Div. 35·2	Sc. Div. 35·8	Sc. Div. 37·2	Sc. Div. 39·0	Sc. Div. 41·2	Sc. Div. 36·00
34·2	34·2	34·5	34·6	35·0	35·8	36·0	36·1	36·5	38·2	40·2	41·2	36·79
—	—	—	—	—	—	—	—	—	—	—	—	36·08
33·2	33·5	34·4	34·1	34·7	35·9	35·3 ^a	36·1	36·4	37·8	39·2	40·2	36·87
34·7	35·2	35·3	35·7	36·5	36·8	38·2	38·3	38·6	41·4	39·2	41·7	37·30
34·6	34·2	34·8	34·5	37·2	36·8	38·5	38·9	39·8	41·5	43·5	41·5	37·42
31·7	32·2	32·0	32·1	33·4	33·6	33·4	32·8	32·7	34·8	36·8	38·7	33·50
32·4	33·3	33·2	33·2	33·2	33·3	34·0	34·5	34·8	35·5	36·5	37·4	33·76
16·8	15·2	15·5	22·5	21·3	23·2	23·2	30·8	27·1	28·9	33·1	33·9	27·26
—	—	—	—	—	—	—	—	—	—	—	—	30·72
29·9	30·8	35·2	30·8	29·3	29·8	30·4	31·4	31·7	35·0	37·2	39·8	32·65
30·0	29·2	32·5	32·2	32·2	31·8	31·8	31·2	32·5	34·1	36·2	38·3	32·87
30·0	30·0	31·8	31·8	31·6	32·1	32·3	32·5	33·0	34·2	36·8	39·0	33·51
30·2	30·3	30·5	30·6	31·2	32·4	32·2	32·9	32·7	34·0	36·4	38·8	32·46
29·1	30·1	30·4	31·0	31·0	31·2	31·7	32·0	32·9	35·1	38·2	41·8	35·48
31·7	33·2	33·1	33·9	33·7	33·9	33·6	33·8	34·4	35·6	38·5	41·7	35·60
—	—	—	—	—	—	—	—	—	—	—	—	35·65
31·8	33·3	32·8	32·7	34·6	34·8	34·8	35·0	36·2	38·0	40·5	42·2	34·96
33·2	33·3	33·8	33·9	34·2	34·8	35·3	35·8	36·2	37·2	38·2	39·1	35·34
32·8	33·0	33·2	33·7	33·8	33·9	34·3	34·8	35·8	37·3	39·9	43·0	33·86
32·8	32·5	32·9	33·5	34·3	33·1	34·6	34·2	34·4	34·0	35·8	36·8	34·26
31·3	32·2	33·1	32·3	32·8	34·8	34·4	33·5	33·5	35·0	37·5	39·0	34·65
30·3	31·1	31·8	33·0	32·8	33·2	33·8	34·0	35·2	37·4	39·8	41·9	34·25
—	—	—	—	—	—	—	—	—	—	—	—	34·84
32·2	32·2	32·3	32·8	33·2	33·7	33·6	34·0	34·0	35·3	37·1	39·7	35·85
28·5	30·8	31·7	33·5	32·9	33·5	33·4	35·0	35·9	37·0	39·6	41·2	36·58
33·0	33·1	33·9	34·4	35·3	34·7	35·3	35·5	35·7	35·8	37·1	39·1	36·88
33·2	33·3	33·7	34·1	34·5	34·8	35·1	35·6	35·9	37·7	39·8	41·7	37·76
33·9	34·1	34·9	35·5	36·2	37·2	36·5	37·2	37·3	38·5	39·2	40·2	—
35·9	34·8	35·5	36·0	35·4	36·2	37·2	37·0	37·8	38·8	40·4	42·9	—
—	—	—	—	—	—	—	—	—	—	—	—	—
36·0	36·2	36·3	36·8	37·0	37·3	37·8	38·4	39·0	40·7	42·6	44·5	—
31·75	32·04	32·71	33·08	33·41	33·85	34·14	34·69	35·03	36·52	38·46	40·24	34·68

TEMPERATURE OF THE BIFILAR MAGNET.

62·8	62·7	62·4	62·3	62·2	62·1	62·1	62·1	62·1	62·1	62·2	62·6	62·70
63·0	62·9	62·7	62·4	62·2	62·2	62·1	62·0	62·0	61·9	61·9	62·0	63·06
—	—	—	—	—	—	—	—	—	—	—	—	64·16
64·6	64·1	63·8	63·6	63·3	63·1	62·9 ^a	62·9	62·9	62·8	62·9	63·1	63·80
63·5	63·3	63·0	62·9	62·8	62·8	62·6	62·5	62·4	62·4	62·8	63·1	63·77
63·9	63·6	63·2	62·9	62·7	62·3	61·9	61·9	61·9	61·9	62·4	62·9	64·57
64·6	64·0	63·8	63·6	63·3	63·1	62·9	62·8	62·7	62·7	62·9	62·9	63·47
63·3	63·1	63·1	63·0	62·9	62·9	62·7	62·5	62·5	62·4	62·5	62·6	62·96
63·0	62·9	62·8	62·6	62·4	62·4	62·1	62·1	62·0	62·1	62·2	62·2	62·44
—	—	—	—	—	—	—	—	—	—	—	—	61·93
62·1	62·0	61·9	61·8	61·7	61·4	61·4	61·3	61·3	61·1	61·3	61·3	62·55
62·0	61·8	61·7	61·7	61·6	61·6	61·4	61·3	61·2	61·1	61·4	61·5	62·76
62·6	62·3	62·1	62·0	61·9	61·9	61·9	61·8	61·7	61·7	61·7	61·9	63·87
62·8	62·7	62·4	62·2	62·1	62·0	62·0	61·8	61·7	61·7	61·7	61·9	63·31
64·0	63·7	63·4	63·1	63·0	62·9	62·7	62·7	62·7	62·4	62·7	63·0	62·77
63·1	62·9	62·9	62·7	62·5	62·4	62·2	62·1	62·1	61·9	61·9	62·2	61·95
—	—	—	—	—	—	—	—	—	—	—	—	62·44
62·7	62·5	62·1	61·9	61·8	61·7	61·5	61·3	61·3	61·3	61·5	61·5	63·80
61·9	61·7	61·6	61·4	61·3	61·2	61·2	61·0	61·0	61·0	61·2	61·2	64·46
62·3	62·0	61·9	61·8	61·7	61·6	61·4	61·2	61·2	61·1	61·3	61·9	62·97
63·9	63·9	63·9	63·7	63·6	63·4	63·0	63·0	62·9	62·7	62·9	63·1	62·14
64·6	64·1	63·7	63·3	63·0	62·7	62·4	62·3	62·1	62·1	62·4	62·6	62·36
62·8	62·4	62·0	61·9	61·7	61·5	61·6	61·6	61·6	61·6	61·8	61·9	62·34
—	—	—	—	—	—	—	—	—	—	—	—	61·55
62·1	62·1	61·8	61·8	61·8	61·7	61·5	61·3	61·2	61·1	61·0	61·1	61·08
62·3	61·9	61·9	61·8	61·8	61·7	61·6	61·4	61·4	61·3	61·3	61·3	60·96
62·1	62·0	61·9	61·7	61·5	61·3	61·2	61·1	61·1	61·1	61·0	61·0	—
62·4	62·1	61·8	61·7	61·6	61·4	61·2	61·0	61·0	61·0	61·0	61·0	—
61·4	61·2	61·4	61·1	61·1	60·9	60·8	60·7	60·6	60·7	60·9	61·0	—
61·0	60·8	60·8	60·6	60·4	60·4	60·4	60·2	60·2	60·1	60·1	60·4	—
—	—	—	—	—	—	—	—	—	—	—	—	—
60·8	60·6	60·4	60·2	60·1	60·0	60·0	59·9	59·8	59·9	59·9	59·9	—
62·80	62·57	62·39	62·21	62·07	61·95	61·80	61·70	61·65	61·60	61·74	61·93	62·83

^a Five minutes late.

HORIZONTAL FORCE.

One Scale Division = .00021 parts of the H.F. Change in the Magnetic moment of the Bar for 1° Fah. = .00028.

12h.	13h.	14h.	15h.	16h.	17h.	18h.	19h.	20h.	21h.	22h.	23h.	Daily and Monthly Means.
Sc. Div. 37°2	Sc. Div. 37°0	Sc. Div. 36°3	Sc. Div. 35°9	Sc. Div. 37°1	Sc. Div. 36°4	Sc. Div. 36°6	Sc. Div. 37°5	Sc. Div. 37°7	Sc. Div. 38°5	Sc. Div. 39°0	Sc. Div. 40°1	Sc. Div. 39°02
34°8	35°5	36°6	37°4	37°1	38°6	38°0	40°0	40°6	41°2	41°9	42°2	39°04
38°9	38°8	36°9	44°2	32°0	25°1	22°9	23°5	26°0	25°0	28°5	28°9	34°87
27°9	32°1	31°0	33°5	34°0	32°2	31°5	32°0	32°6	31°2	35°1	36°5	30°27
32°3	32°2	31°6	32°9	32°9	33°5	33°5	33°5	34°5	36°8	39°0	41°3	33°76
—	—	—	—	—	—	—	—	—	—	—	—	—
31°5	32°8	34°6	33°8	34°7	36°8	35°1	35°5	35°0	36°9	39°0	40°7	35°40
32°1	32°5	34°2	34°9	35°0	34°8	35°8	36°0	36°0	37°7	41°0	44°0	35°97
34°5	34°8	34°8	34°8	35°8	35°4	35°6	36°2	36°7	37°7	39°6	42°0	37°15
34°0	34°2	34°8	35°0	35°2	34°8	35°9	35°4	35°8	37°8	41°3	44°3	36°76
33°0	33°8	34°8	35°0	35°1	35°4	35°8	36°0	37°0	39°0	41°9	43°8	37°28
36°4	36°5	36°7	36°2	37°0	36°8	36°8	37°4	39°0	41°7	49°7	53°8	39°51
—	—	—	—	—	—	—	—	—	—	—	—	—
34°0	33°8	34°6	34°8	35°2	35°5	35°9	36°4	37°0	39°0	42°3	45°4	36°89
33°8	34°2	35°9	37°3	37°7	38°2	38°0	38°0	37°1	37°0	41°6	44°5	39°45
35°5	35°5	35°7	35°8	37°2	36°1	36°2	36°0	36°5	39°2	43°9	47°6	39°78
35°8	35°1	35°5	38°7	36°8	35°0	35°1	36°1	36°8	40°1	43°8	46°0	38°72
35°2	35°8	36°0	36°2	36°8	36°9	37°2	36°8	37°3	38°8	43°1	45°4	37°98
35°5	36°0	36°8	36°7	36°7	37°7	37°7	39°0	40°5	43°0	45°2	47°7	38°47
—	—	—	—	—	—	—	—	—	—	—	—	—
25°0	25°2	28°8	27°8	27°8	28°0	28°5	30°0	30°8	31°5	33°9	35°9	34°86
29°9	30°0	31°2	31°2	30°8	30°8	31°7	32°3	31°8	34°8	36°7	39°1	32°70
28°3	29°2	30°9	31°5	31°3	31°8	32°0	34°8	31°2	32°6	33°8	34°6	32°27
29°5	29°8	29°8	30°7	30°7	35°9	34°2	34°7	32°9	33°8	35°2	36°6	31°03
30°8	30°6	31°0	31°6	32°0	32°8	33°0	33°4	35°1	38°0	40°9	44°0	34°04
31°4	32°1	32°4	32°8	33°0	32°8	33°0	34°0	35°2	37°8	39°3	40°9	35°13
—	—	—	—	—	—	—	—	—	—	—	—	—
34°0	35°0	36°2	36°9	37°0	37°8	37°7	37°2	37°7	39°0	42°6	44°0	35°42
32°8	34°7	35°3	36°0	36°3	36°7	37°0	36°8	36°4	36°0	37°2	39°8	36°76
34°0	34°2	34°8	35°4	35°8	35°9	36°9	37°0	37°7	39°3	42°6	44°8	37°19
33°00	33°52	34°12	34°88	34°65	34°68	34°68	35°21	35°57	37°05	39°93	42°07	36°14

TEMPERATURE OF THE BIFILAR MAGNET.

60°5	60°4	60°2	60°2	60°1	60°1	60°1	60°0	60°1	60°1	60°2	60°2	60°63
60°2	60°0	60°0	60°0	59°8	59°8	59°7	59°7	59°7	59°7	59°7	59°9	60°33
60°6	60°4	60°2	60°1	60°0	60°0	60°0	60°0	60°0	59°9	60°1	60°2	60°64
60°4	60°2	60°0	60°0	59°4	59°8	59°7	59°7	59°6	59°6	59°9	60°0	60°41
60°3	60°0	60°0	60°0	60°0	59°9	59°7	59°6	59°6	59°7	59°8	59°9	60°53
—	—	—	—	—	—	—	—	—	—	—	—	—
60°5	60°4	60°2	60°1	60°0	59°9	59°9	59°7	59°7	59°7	59°7	59°7	60°61
60°2	60°1	59°9	59°9	59°8	59°7	59°5	59°4	59°4	59°4	59°7	59°8	60°27
60°5	60°2	60°1	60°0	59°9	59°8	59°8	59°7	59°7	59°6	59°6	59°9	60°56
60°9	60°7	60°3	60°3	60°1	60°0	59°9	59°8	59°8	59°7	59°7	59°8	61°01
60°9	60°7	60°4	60°1	59°9	59°9	59°7	59°6	59°6	59°5	59°5	59°6	60°69
60°5	60°4	60°1	60°1	60°0	60°0	59°9	59°7	59°7	59°7	59°8	60°0	60°44
—	—	—	—	—	—	—	—	—	—	—	—	—
59°1	59°0	59°1	59°1	59°0	59°0	59°0	59°0	59°0	58°9	58°8	58°8	60°05
59°6	59°5	59°2	59°0	59°0	59°0	59°1	59°0	59°0	59°0	59°0	59°1	59°58
60°1	60°0	59°9	59°8	59°7	59°4	59°2	59°0	59°0	59°0	59°1	59°1	60°14
59°9	59°8	59°5	59°4	59°3	59°2	59°2	59°1	59°1	59°1	59°0	59°3	59°95
59°8	59°5	59°4	59°3	59°2	59°1	59°0	58°9	58°9	59°0	59°0	59°3	59°84
59°7	59°6	59°3	59°3	59°2	59°2	59°0	59°0	59°0	59°0	59°0	59°3	59°76
—	—	—	—	—	—	—	—	—	—	—	—	—
60°7	60°6	60°4	60°3	60°1	60°0	59°9	59°9	59°8	59°8	59°9	60°0	60°57
59°9	59°8	59°8	59°6	59°4	59°2	59°2	59°1	59°1	59°0	59°1	59°3	59°98
60°2	60°0	59°9	59°8	59°7	59°4	59°0	59°0	59°0	59°0	59°0	59°1	60°21
58°9	58°9	58°8	58°6	58°5	58°5	58°5	58°4	58°4	58°4	58°4	58°8	59°11
60°1	60°0	59°9	59°6	59°4	59°3	59°2	59°0	59°0	59°0	59°2	59°7	60°25
61°3	61°0	60°8	60°7	60°5	60°2	60°0	59°9	59°9	59°9	60°0	60°2	61°26
—	—	—	—	—	—	—	—	—	—	—	—	—
59°9	59°9	59°7	59°6	59°4	59°2	59°1	59°0	59°0	58°9	58°9	58°9	60°94
59°5	59°4	59°1	59°0	59°0	58°9	58°9	58°8	58°8	58°7	58°8	59°0	59°63
59°8	59°7	59°4	59°2	59°1	59°1	59°0	58°8	58°7	58°7	58°8	59°0	59°88
60°15	60°00	59°73	59°73	59°62	59°52	59°43	59°34	59°33	59°31	59°37	59°53	60°28

VERTICAL FORCE.													
One Scale Division = '00078 parts of the V. F. Change in the Magnetic moment of the Bar for 1° Fah°. = '00002.													
Mean Göttingen Time. } 0h. 1h. 2h. 3h. 4h. 5h. 6h. 7h. 8h. 9h. 10h. 11h.													
JANUARY.	1	50'0	50'0	50'4	51'0	51'0	51'3	51'3	51'3	51'0	51'0	50'5	50'8
	2	50'3	50'6	50'3	50'8	51'4	51'8	51'3	50'2	48'7	48'7	48'2	48'2
	3	49'2	49'8	49'5	49'5	49'6	49'8	50'0	50'2	50'1	49'6	49'6	49'4
	4	48'1	48'7	48'7	48'6	48'6	48'3	48'0	48'3	47'5	48'0	48'0	48'1
	5	47'1	47'1	47'1	47'5	47'9	48'0	48'6	49'1	48'5	48'3	47'6	47'3
	6	47'7	47'5	47'5	47'4	47'9	48'3	48'3	48'3	47'9	47'3	47'3	47'3
	7	—	—	—	—	—	—	—	—	—	—	—	—
	8	45'8	46'0	46'7	47'0	48'0	48'4	49'1	49'2	48'9	48'6	48'6	47'6
	9	46'7	46'4	45'7	46'6	47'0	47'6	48'2	48'4	48'4	46'1	45'7	45'8
	10	46'6	46'6	46'6	46'7	47'4	47'4	47'7	47'8	47'7	47'5	47'6	47'3
	11	45'5	46'4	46'4	46'4	46'9	47'3	47'8	47'8	47'8	47'1	46'8	46'5
	12	43'4	43'7	44'2	44'7	44'8	45'4	45'6	45'6	45'5	44'9	44'8	44'8
	13	45'5	45'1	44'3	44'3	43'9	44'4	44'4	44'6	45'0	44'9	44'6	44'4
	14	—	—	—	—	—	—	—	—	—	—	—	—
	15	45'8	46'6	46'7	46'2	46'8	46'6	46'7	46'7	46'1	45'3	45'3	45'3
	16	43'1	43'6	42'3	42'9	43'9	44'6	45'4	45'8	45'8	45'2	44'9	44'6
	17	41'6	41'7	42'5	42'9	43'4	43'7	43'8	43'8	43'1	42'7	42'6	42'6
	18	41'1	41'9	42'6	43'1	43'1	43'7	43'9	43'9	44'4	43'6	42'9	42'5
	19	42'0	42'9	44'0	44'6	45'5	45'8	46'7	46'7	46'2	46'2	45'8	45'0
	20	44'9	45'5	45'9	46'2	47'0	47'5	47'5	47'2	47'0	46'0	45'1	45'3
	21	—	—	—	—	—	—	—	—	—	—	—	—
	22	43'2	43'2	44'4	44'9	45'1	45'8	46'4	46'8	46'5	46'0	45'4	45'4
	23	43'9	43'9	44'2	45'0	45'5	45'5	45'6	45'5	45'5	45'3	45'2	44'9
	24 ^a	—	—	—	—	—	—	—	—	—	—	—	—
	25	—	—	—	—	—	—	—	—	—	—	—	—
	26	—	—	—	—	—	—	—	—	—	—	—	—
	27	—	—	—	—	—	—	—	—	—	—	—	—
	28	—	—	—	—	—	—	—	—	—	—	—	—
	29	—	—	—	—	—	—	—	—	—	—	—	—
	30	—	—	—	—	—	—	—	—	—	—	—	—
	31	—	—	—	—	—	—	—	—	—	—	—	—
Hourly Means	45'58	45'86	46'00	46'32	46'74	47'06	47'32	47'36	47'08	46'62	46'33	46'16	
TEMPERATURE OF THE VERTICAL FORCE MAGNET.													
JANUARY.	1	65'2	65'4	65'8	66'2	66'7	66'9	67'2	67'1	67'7	66'8	66'2	66'1
	2	65'3	65'4	65'8	66'0	66'3	66'5	66'4	66'4	66'4	66'0	65'7	65'5
	3	65'0	65'5	65'7	66'2	66'5	66'8	66'8	66'8	66'6	66'3	66'0	65'7
	4	65'0	65'6	66'0	66'3	66'5	66'5	66'5	66'4	66'5	66'4	65'9	66'0
	5	65'3	65'8	66'4	66'8	67'2	67'4	67'7	67'8	67'8	67'7	67'2	66'9
	6	65'7	65'9	66'2	66'4	67'2	67'4	67'4	67'4	67'3	67'2	67'1	66'8
	7	—	—	—	—	—	—	—	—	—	—	—	—
	8	65'8	66'1	67'0	67'7	68'5	69'0	69'1	69'1	68'8	68'5	68'1	67'8
	9	67'1	67'7	68'1	68'8	69'0	69'2	69'5	69'7	69'5	69'0	69'0	68'6
	10	67'7	68'2	68'6	68'8	68'8	69'0	69'1	69'1	69'0	68'7	68'3	68'1
	11	67'7	68'2	68'7	68'9	69'2	69'6	69'7	69'7	69'3	69'0	68'7	68'4
	12	67'5	68'0	68'5	69'2	69'7	70'0	70'0	69'9	69'7	69'2	68'8	68'5
	13	67'4	67'6	67'7	68'1	68'2	68'2	68'2	67'9	67'7	67'6	67'4	67'2
	14	—	—	—	—	—	—	—	—	—	—	—	—
	15	66'7	67'2	67'6	68'0	68'3	68'4	68'3	68'1	68'0	67'8	67'5	67'3
	16	66'4	66'6	66'8	67'2	67'7	67'8	67'8	67'8	67'7	67'5	67'2	67'2
	17	66'4	66'6	66'9	67'3	67'4	67'6	67'7	67'6	67'6	67'2	67'2	67'0
	18	66'5	67'1	67'7	68'2	68'6	69'0	69'2	69'0	68'9	68'5	68'1	67'9
	19	67'5	68'2	68'9	69'4	69'9	70'2	70'8	70'8	70'3	69'8	69'7	69'5
	20	67'7	68'2	68'8	69'7	70'4	70'8	70'9	71'0	70'8	70'3	69'9	69'5
	21	—	—	—	—	—	—	—	—	—	—	—	—
	22	69'2	69'4	70'2	70'4	70'9	71'2	71'3	71'4	71'1	70'5	70'0	69'8
	23	69'1	69'7	70'3	71'0	71'0	71'0	70'9	70'5	70'3	70'0	69'8	69'6
	24 ^a	—	—	—	—	—	—	—	—	—	—	—	—
	25	—	—	—	—	—	—	—	—	—	—	—	—
	26	—	—	—	—	—	—	—	—	—	—	—	—
	27	—	—	—	—	—	—	—	—	—	—	—	—
	28	—	—	—	—	—	—	—	—	—	—	—	—
	29	—	—	—	—	—	—	—	—	—	—	—	—
	30	—	—	—	—	—	—	—	—	—	—	—	—
	31	—	—	—	—	—	—	—	—	—	—	—	—
Hourly Means	66'71	67'12	67'58	68'03	68'40	68'62	68'72	68'67	68'54	68'19	67'88	67'67	

(*) There were no observations of the Vertical Force between January 24th, and March 4th, the magnet having been dismantled for experiments.

VERTICAL FORCE.													
One Scale Division = '00079 parts of the V. F. Change in the Magnetic moment of the Bar for 1° Fah° = '00002.													
Mean Göttingen Time. }	0h.	1h.	2h.	3h.	4h.	5h.	6h.	7h.	8h.	9h.	10h.	11h.	
	Sc. Div.	Sc. Div.	Sc. Div.	Sc. Div.	Sc. Div.	Sc. Div.	Sc. Div.	Sc. Div.	Sc. Div.	Sc. Div.	Sc. Div.	Sc. Div.	
MARCH.	1	—	—	—	—	—	—	—	—	—	—	—	
	2	—	—	—	—	—	—	—	—	—	—	—	
	3	—	—	—	—	—	—	—	—	—	—	—	
	4	—	—	—	—	—	—	—	—	—	—	—	
	5	45'4	45'4	45'4	45'8	46'7	47'8	47'9	48'1	48'3	48'1	46'0	47'1
	6	46'6	46'5	47'0	47'6	48'4	49'1	49'4	49'8	50'1	50'0	49'9	49'4
	7	45'8	45'6	45'3	45'9	46'3	47'3	47'3	48'2	47'1	47'4	47'3	47'3
	8	50'6	51'6	52'0	52'9	52'6	52'7	53'1	53'1	53'1	52'8	53'2	53'2
	9	49'9	50'3	50'6	51'2	52'9	53'0	52'5	52'5	53'1	52'9	52'3	50'8
	10	—	—	—	—	—	—	—	—	—	—	—	—
	11	48'2	49'0	49'6	50'0	50'8	50'9	51'2	51'3	53'2	53'1	52'5	51'1
	12	49'2	49'8	50'2	51'0	51'8	51'9	52'0	52'3	52'1	51'7	51'1	51'5
	13	50'0	50'6	51'1	51'3	51'7	51'7	51'9	51'9	51'9	51'9	51'5	51'2
	14	49'7	50'0	50'4	50'7	51'0	51'1	51'2	51'2	52'0	52'1	52'1	52'0
	15	50'7	49'2	49'6	49'4	49'8	49'8	50'6	51'0	51'0	51'4	51'6	51'9
	16	51'4	51'4	51'5	51'9	52'0	52'3	52'1	51'8	51'7	51'7	51'7	51'3
	17	—	—	—	—	—	—	—	—	—	—	—	—
	18	—	—	—	52'8	53'3	53'5	53'5	53'5	52'9	52'3	51'9	52'3
	19	52'4	52'6	53'4	54'4	54'8	54'8	54'4	54'0	53'3	52'9	52'6	52'6
	20	50'5	50'8	51'4	52'3	52'6	53'0	52'9	52'8	52'8	52'4	52'0	52'2
	21	50'8	50'8	51'3	51'8	52'2	52'6	52'7	52'3	52'3	52'3	51'8	51'5
	22	50'7	51'0	51'2	51'7	52'0	52'1	52'5	52'5	52'5	52'5	52'3	52'3
	23	51'5	52'0	52'4	52'7	53'3	53'7	53'7	53'7	53'7	53'3	53'1	53'0
	24	—	—	—	—	—	—	—	—	—	—	—	—
	25	51'6	51'6	51'9	52'2	52'1	52'2	52'3	52'3	52'6	52'6	52'6	52'3
	26	51'9	51'8	51'7	51'6	51'6	52'0	52'1	52'1	51'9	51'7	51'8	51'9
	27	51'4	51'2	51'0	50'8	50'6	50'8	51'0	51'2	51'2	51'1	51'1	51'2
	28	51'8	52'4	52'6	52'6	52'6	52'9	53'0	53'0	52'6	52'6	52'6	52'3
	29	51'2	51'6	52'1	52'6	52'7	52'7	52'8	52'8	52'8	52'5	52'3	52'1
	30	52'2	52'6	52'9	53'2	54'0	54'0	53'9	53'9	54'2	54'0	54'0	54'0
	31	—	—	—	—	—	—	—	—	—	—	—	—
Hourly Means	50'16	50'35	50'66	51'15	51'56	51'82	51'01	51'07	52'02	51'87	51'59	51'05	
TEMPERATURE OF THE VERTICAL FORCE MAGNET.													
	°	°	°	°	°	°	°	°	°	°	°	°	
MARCH.	1	—	—	—	—	—	—	—	—	—	—	—	
	2	—	—	—	—	—	—	—	—	—	—	—	
	3	—	—	—	—	—	—	—	—	—	—	—	
	4	—	—	—	—	—	—	—	—	—	—	—	
	5	71'0	71'1	71'3	71'8	71'9	72'3	72'3	72'3	72'3	72'3	72'1	72'0
	6	71'2	71'6	72'0	72'4	72'5	73'0	73'3	73'3	73'1	72'7	72'3	72'2
	7	71'1	71'7	72'1	72'7	73'2	73'7	74'3	74'2	74'2	73'7	73'2	72'9
	8	71'4	72'1	72'9	74'0	74'7	75'3	75'3	75'3	74'6	74'3	73'7	73'6
	9	71'5	72'3	72'9	73'3	73'9	74'3	74'4	74'4	74'0	73'6	73'3	72'9
	10	—	—	—	—	—	—	—	—	—	—	—	—
	11	71'6	72'4	73'2	74'2	74'5	74'7	75'2	75'1	75'0	74'4	73'9	73'3
	12	72'0	72'9	73'6	74'4	75'2	75'6	75'7	75'3	74'9	74'7	73'9	73'7
	13	72'1	72'5	73'2	73'9	74'7	75'2	75'3	75'3	75'1	74'3	73'9	73'4
	14	72'2	72'4	72'9	73'3	74'0	74'2	74'0	73'7	73'3	73'0	72'7	72'3
	15	71'4	71'7	72'0	72'9	73'2	73'6	73'5	73'4	73'1	72'7	72'4	72'1
	16	71'4	72'0	72'5	73'2	73'4	73'5	73'5	73'3	72'9	72'7	72'3	72'1
	17	—	—	—	—	—	—	—	—	—	—	—	—
	18	—	—	—	72'3	72'7	72'8	73'1	73'1	73'0	72'7	72'2	72'0
	19	70'7	71'4	72'2	72'8	73'5	73'7	73'6	73'3	72'9	72'8	72'3	71'9
	20	70'8	71'7	72'6	73'4	74'2	74'5	74'8	74'7	74'2	73'8	73'3	72'8
	21	71'5	72'3	72'8	72'9	73'2	73'8	74'3	74'3	73'9	73'5	73'3	72'9
	22	71'7	72'4	73'0	73'6	74'3	74'9	75'3	75'3	74'8	74'4	73'7	73'3
	23	72'2	73'3	74'3	75'0	75'6	76'0	76'2	76'0	75'4	74'9	74'2	73'7
	24	—	—	—	—	—	—	—	—	—	—	—	—
	25	71'7	72'2	73'0	73'3	73'6	73'8	73'8	73'6	73'4	73'1	72'7	72'5
	26	71'9	72'1	72'3	72'7	72'8	73'0	73'1	73'0	72'8	72'6	72'3	72'1
	27	71'2	71'3	71'7	72'1	72'3	72'3	72'0	71'8	71'7	71'7	71'7	71'4
	28	71'3	71'8	72'3	72'6	73'3	73'7	73'8	73'7	73'3	72'8	72'5	72'0
	29	71'8	72'4	72'9	73'4	73'8	74'2	74'3	74'2	74'0	73'5	72'8	72'3
	30	71'4	72'1	72'7	73'4	74'1	74'2	74'2	74'9	74'7	74'6	74'2	74'0
	31	—	—	—	—	—	—	—	—	—	—	—	—
Hourly Means	71'50	72'08	72'65	73'20	73'68	74'01	74'14	74'07	73'77	73'43	72'99	72'67	

VERTICAL FORCE.

One Scale Division = '00079 parts of the V. F. Change in the Magnetic moment of the Bar for 1° Fah°. = '00002.

12h.	13h.	14h.	15h.	16h.	17h.	18h.	19h.	20h.	21h.	22h.	23h.	Daily and Monthly Means.
—	—	—	—	—	—	—	—	—	—	—	—	—
—	—	—	—	—	—	—	—	—	—	—	—	—
—	—	—	—	—	—	—	—	—	—	—	—	—
47·3	47·6	47·7	47·5	47·5	47·5	47·5	47·5	47·5	47·1	47·2	46·7	47·11
48·7	47·9	48·7	48·8	48·4	48·6	48·6	48·9	48·9	48·8	46·3	45·8	48·43
47·2	47·0	46·9	46·9	46·8	46·7	46·7	46·6	46·6	46·3	44·6	50·4	46·81
53·2	53·3	51·8	51·5	51·4	51·4	51·3	51·4	51·4	51·4	51·1	49·8	52·08
—	—	—	—	—	—	—	—	—	—	—	—	—
51·6	51·3	50·8	50·9	50·3	50·2	50·5	50·1	49·4	50·0	49·7	49·8	51·11
51·0	50·6	50·6	50·4	49·7	49·7	50·1	49·7	49·6	49·6	48·9	48·7	50·04
51·5	51·2	51·3	51·3	51·0	50·7	50·7	50·4	50·2	49·6	49·7	49·8	50·02
50·4	50·4	50·4	50·4	50·1	50·1	49·9	49·0	49·0	49·1	49·7	49·6	50·57
52·0	51·9	51·6	51·7	51·5	51·6	51·3	51·1	51·1	51·1	51·1	50·7	51·26
51·9	52·0	52·0	52·1	52·0	51·8	51·7	51·7	51·7	51·7	51·7	51·7	51·17
—	—	—	—	—	—	—	—	—	—	—	—	—
48·4	48·3	47·8	48·2	49·0	49·0	49·0	47·9	48·3	44·8	41·4	41·9	40·37
52·4	52·4	52·1	51·8	51·9	51·7	51·4	51·3	51·1	51·8	51·9	51·7	52·26
52·6	52·6	52·0	51·9	51·4	51·4	51·4	51·2	51·2	50·9	50·8	50·1	52·49
52·2	51·9	51·6	51·6	51·1	51·1	51·0	50·8	50·8	50·8	51·1	50·8	51·69
51·3	51·2	51·1	51·0	51·1	51·1	51·1	50·9	50·7	50·7	50·4	50·4	51·39
51·8	51·8	51·8	50·2	50·2	50·1	50·1	50·1	50·0	49·9	49·9	50·0	51·22
—	—	—	—	—	—	—	—	—	—	—	—	—
52·2	52·2	51·9	51·9	51·8	51·8	51·8	51·6	51·6	52·0	51·7	51·7	52·43
52·3	52·3	52·2	51·8	51·8	51·7	52·0	51·9	52·0	51·9	51·9	51·9	52·08
51·8	51·9	51·8	51·8	51·5	51·5	51·4	51·5	51·6	51·6	51·6	51·2	51·72
51·2	51·0	51·3	51·2	51·2	51·1	50·9	50·9	51·2	51·2	51·6	51·4	51·12
52·3	52·0	52·0	52·0	52·0	51·7	51·7	51·6	51·6	51·4	50·8	50·8	52·12
52·1	51·9	52·2	51·7	51·6	51·6	51·8	51·8	51·8	51·8	51·8	51·9	52·09
—	—	—	—	—	—	—	—	—	—	—	—	—
52·1	52·1	51·8	51·8	51·5	51·5	51·2	51·2	51·2	51·2	50·9	51·1	52·52
51·02	51·08	50·03	50·08	50·64	50·59	50·57	50·04	50·37	50·21	40·82	40·01	50·07

TEMPERATURE OF THE VERTICAL FORCE MAGNET.

12h.	13h.	14h.	15h.	16h.	17h.	18h.	19h.	20h.	21h.	22h.	23h.	Daily and Monthly Means.
—	—	—	—	—	—	—	—	—	—	—	—	—
—	—	—	—	—	—	—	—	—	—	—	—	—
—	—	—	—	—	—	—	—	—	—	—	—	—
71·8	71·5	71·3	71·1	70·8	70·7	70·7	70·6	70·5	70·2	69·9	70·7	71·35
72·0	71·9	71·3	71·2	70·9	70·8	70·4	70·4	70·3	70·3	70·3	70·6	71·67
72·2	71·9	71·4	71·0	70·8	70·7	70·5	70·4	70·3	70·3	70·7	70·8	72·00
72·8	72·5	71·9	71·8	71·6	71·3	71·2	71·2	71·0	70·9	70·7	70·8	72·70
—	—	—	—	—	—	—	—	—	—	—	—	—
71·4	71·2	71·1	71·0	70·8	70·5	70·3	70·1	70·0	69·9	70·3	70·8	72·01
72·9	72·5	72·4	72·1	71·9	71·8	71·5	71·4	71·3	70·9	71·3	71·6	72·88
73·2	73·0	72·2	71·8	71·6	71·3	71·4	71·3	71·2	70·9	71·3	71·7	73·03
73·0	72·6	72·3	72·0	71·8	71·6	71·5	71·5	71·4	71·2	71·2	71·7	72·95
72·1	71·8	71·7	71·6	71·4	71·5	71·0	71·0	70·9	70·7	70·8	71·3	72·24
71·8	71·7	71·5	71·3	71·2	71·1	71·0	71·0	70·9	70·7	70·7	70·7	71·90
—	—	—	—	—	—	—	—	—	—	—	—	—
71·1	70·8	70·2	70·0	69·9	69·8	69·9	69·9	69·9	69·9	69·9	70·1	71·42
71·5	71·2	70·8	70·6	70·3	70·2	70·0	70·0	69·9	69·9	70·1	70·3	71·37
71·7	71·2	71·2	70·7	70·6	70·3	69·7	69·8	69·6	69·5	69·9	70·3	71·48
72·4	72·1	71·9	71·5	71·4	71·1	70·8	70·5	70·2	70·1	70·3	70·7	72·24
72·5	72·3	71·8	71·3	71·2	71·0	71·0	70·8	70·6	70·6	70·7	71·2	72·24
72·7	72·3	71·9	71·6	71·4	71·1	71·0	70·9	70·6	70·5	70·7	71·3	72·61
—	—	—	—	—	—	—	—	—	—	—	—	—
72·6	72·2	72·1	71·9	71·8	71·5	71·5	71·5	71·4	71·2	71·4	71·6	73·23
72·5	72·1	71·9	71·9	71·8	71·7	71·7	71·7	71·6	71·5	71·6	71·7	72·43
72·0	71·9	71·6	71·4	71·4	71·3	71·2	71·2	71·1	71·1	70·9	71·2	71·96
71·3	71·2	71·0	70·8	70·7	70·5	70·4	70·4	70·3	70·3	70·4	70·8	71·22
71·7	71·5	71·3	71·1	70·9	70·8	70·5	70·4	70·3	70·3	70·5	71·2	71·82
72·2	71·7	71·6	71·4	71·2	71·2	71·0	70·9	70·7	70·7	70·8	70·9	72·25
—	—	—	—	—	—	—	—	—	—	—	—	—
71·3	71·2	70·8	70·6	70·3	70·1	70·0	70·0	69·9	69·9	70·1	70·6	72·05
72·12	71·84	71·53	71·29	71·12	70·95	70·79	70·73	70·60	70·50	70·63	70·98	72·13

VERTICAL FORCE.												
One Scale Division = '00079 parts of the V. F. Change in the Magnetic moment of the Bar for 1° Fah. = '00002.												
Mean Göttingen Time. } APRIL.	0h.	1h.	2h.	3h.	4h.	5h.	6h.	7h.	8h.	9h.	10h.	11h.
	Sc. Div.	Sc. Div.	Sc. Div.	Sc. Div.	Sc. Div.	Sc. Div.	Sc. Div.	Sc. Div.	Sc. Div.	Sc. Div.	Sc. Div.	Sc. Div.
1	52.3	52.6	52.8	53.2	53.6	53.9	54.3	54.4	54.4	54.0	53.8	53.8
2	56.2	56.6	57.2	57.6	57.4	57.5	57.4	57.8	57.8	57.2	57.2	57.2
3	55.1	56.0	56.7	56.9	57.4	57.7	56.6	56.6	56.8	57.1	57.3	57.0
4	55.8	56.0	56.2	56.5	57.0	57.2	57.1	56.7	56.8	56.3	56.1	56.1
5	54.5	54.7	54.9	55.3	55.3	55.3	55.7	56.1	56.1	56.0	55.9	55.6
6	51.7	51.7	51.6	51.3	51.4	51.4	51.6	51.5	51.5	51.5	51.5	51.5
7	—	—	—	—	—	—	—	—	—	—	—	—
8	50.8	51.0	51.6	51.9	51.9	51.9	51.9	51.8	51.5	52.9	52.9	53.0
9	52.6	53.7	53.7	53.7	53.7	53.7	53.7	53.3	52.2	53.0	52.8	—
10	53.2	53.4	53.7	54.0	53.7	53.6	53.4	53.4	53.5	53.5	53.3	53.4
11	57.9	58.4	59.0	59.1	59.1	58.7	58.4	58.1	57.7	57.7	57.7	58.5
12	54.5	54.9	55.2	55.3	55.4	56.2	56.3	56.8	56.4	56.0	55.7	55.8
13	55.6	56.5	56.9	57.4	57.5	57.8	57.9	57.2	57.1	57.1	55.9	55.5
14	—	—	—	—	—	—	—	—	—	—	—	—
15	53.9	54.8	55.8	56.7	57.4	57.9	58.1	57.6	57.0	57.9	57.5	57.2
16	54.5	54.8	55.7	56.4	57.1	57.3	57.3	57.3	57.7	56.8	56.5	55.5
17	52.8	53.8	54.8	55.1	56.0	56.0	56.3	55.9	55.0	54.6	53.9	54.2
18	53.1	53.5	54.3	54.9	55.6	55.9	56.0	55.2	55.3	55.2	54.7	54.2
19	52.9	53.3	53.6	53.7	53.9	53.9	54.2	54.5	54.2	53.8	53.7	53.5
20	52.0	52.7	53.5	53.5	53.6	53.6	53.5	53.4	53.4	53.5	53.3	53.2
21	—	—	—	—	—	—	—	—	—	—	—	—
22	52.8	53.5	53.8	54.2	54.4	54.7	54.5	53.8	53.9	54.1	54.1	53.8
23	53.4	53.9	54.3	54.2	54.2	54.4	54.5	54.8	54.2	53.4	53.7	53.4
24	52.6	52.7	53.0	53.1	53.7	53.7	53.8	53.8	53.8	53.2	53.2	53.2
25	51.2	51.5	51.5	51.5	51.5	51.6	51.7	51.7	51.9	51.9	51.8	51.9
26	49.8	50.6	50.9	51.1	51.9	52.0	52.2	52.2	52.1	51.9	51.4	50.9
27	49.0	49.4	50.0	50.1	50.3	51.0	51.4	51.2	49.8	50.3	49.9	49.6
28	—	—	—	—	—	—	—	—	—	—	—	—
29	47.8	48.3	49.6	50.2	50.1	50.1	50.1	50.1	50.1	49.7	50.0	49.5
Hourly Means	53.04	53.53	54.01	54.28	54.52	54.68	54.72	54.61	54.41	54.34	54.15	54.06

TEMPERATURE OF THE VERTICAL FORCE MAGNET.												
APRIL.	1	2	3	4	5	6	7	8	9	10	11	12
1	71.4	71.8	72.1	72.6	73.1	73.6	73.6	73.4	73.2	72.8	72.8	72.4
2	72.1	72.5	73.1	73.1	73.3	73.2	73.2	73.0	72.8	72.3	72.2	71.9
3	71.5	72.1	72.5	73.1	73.4	73.8	73.7	73.5	73.3	73.0	72.5	72.2
4	70.7	70.8	71.3	71.7	72.0	72.3	72.4	72.2	71.9	71.6	71.4	71.2
5	70.1	70.4	71.1	71.4	72.0	72.1	72.0	72.0	71.8	71.4	71.3	71.1
6	69.9	70.0	70.2	70.3	70.7	70.7	70.6	70.5	70.3	70.2	70.0	69.9
7	—	—	—	—	—	—	—	—	—	—	—	—
8	69.7	70.1	70.5	71.3	71.5	71.6	71.9	71.6	71.4	71.1	70.8	70.7
9	70.0	70.3	70.7	71.0	71.4	71.8	71.9	71.5	71.4	71.1	70.9	70.9
10	70.3	70.4	70.9	71.3	71.4	71.4	71.2	71.2	71.1	70.9	70.9	70.9
11	70.5	70.8	71.3	71.4	71.7	71.9	71.9	71.8	71.6	71.4	71.0	70.9
12	70.4	70.7	70.9	70.9	71.3	71.9	71.9	71.9	71.8	71.4	71.3	70.9
13	70.3	70.9	71.7	72.3	72.9	73.2	73.3	73.3	73.0	72.5	72.2	71.9
14	—	—	—	—	—	—	—	—	—	—	—	—
15	70.5	71.3	72.1	73.0	73.7	74.0	74.2	74.1	73.7	73.3	72.8	72.3
16	69.9	70.4	71.1	72.1	72.8	73.2	73.2	73.1	72.7	72.5	71.9	71.5
17	70.9	71.3	72.1	72.7	73.3	73.6	73.6	73.9	74.2	74.0	73.8	73.3
18	70.8	71.3	72.2	72.9	73.3	73.3	73.3	73.4	73.1	72.7	72.3	71.8
19	70.4	71.1	71.7	72.1	72.4	72.4	72.3	72.4	72.2	72.0	71.7	71.3
20	69.9	70.4	70.9	71.3	71.7	71.9	71.8	71.8	71.7	71.4	71.3	71.0
21	—	—	—	—	—	—	—	—	—	—	—	—
22	70.3	70.9	71.6	72.2	72.7	72.9	73.2	73.1	72.7	72.3	71.8	71.7
23	70.3	70.7	71.1	71.3	71.8	71.8	71.8	71.8	71.7	71.5	71.3	71.0
24	70.4	70.9	71.3	72.0	72.4	72.6	72.5	72.3	72.2	71.9	71.6	71.3
25	70.0	70.2	70.6	71.0	71.3	71.3	71.3	71.2	71.4	71.4	71.1	70.9
26	70.1	70.6	71.2	71.6	72.1	72.5	72.9	72.7	72.3	71.9	71.7	71.1
27	69.7	70.3	70.9	71.2	71.6	71.7	72.0	71.9	71.9	71.5	71.1	70.8
28	—	—	—	—	—	—	—	—	—	—	—	—
29	69.8	70.1	70.3	70.9	71.2	71.5	71.7	71.5	71.4	71.1	70.9	70.6
Hourly Means	70.39	70.81	71.34	71.79	72.20	72.41	72.46	72.36	72.19	71.89	71.62	71.36

VERTICAL FORCE.

One Scale Division = .00079 parts of the V.F. Change in the Magnetic moment of the bar of 1° Fah. = .00002.

12h.	13h.	14h.	15h.	16h.	17h.	18h.	19h.	20h.	21h.	22h.	23h.	Daily and Monthly Means.
Sc. Div.	Sc. Div.	Sc. Div.	Sc. Div.	Sc. Div.	Sc. Div.	Sc. Div.	Sc. Div.	Sc. Div.	Sc. Div.	Sc. Div.	Sc. Div.	Sc. Div.
53.7	53.7	53.5	53.5	53.3	52.7	52.7	52.2	52.2	50.9	50.7	50.7	53.04
57.0	57.0	56.9	56.8	56.2	56.4	56.4	54.6	55.4	54.5	54.8	54.5	56.57
57.0	57.0	57.0	57.0	57.0	56.7	56.8	56.2	56.2	56.2	56.1	55.9	56.68
56.1	55.9	55.8	55.8	55.8	55.8	55.8	55.4	55.2	55.1	54.5	54.7	55.99
55.2	55.1	54.9	54.9	54.9	54.9	54.9	54.6	54.6	54.2	51.6	51.4	54.86
—	—	—	—	—	—	—	—	—	—	—	—	—
51.4	51.3	51.2	51.2	51.1	51.1	51.0	51.0	51.0	50.3	50.7	50.9	51.27
53.0	52.7	52.0	52.4	52.4	52.3	51.9	51.8	51.9	51.6	51.9	52.1	52.05
—	52.3	52.3	51.9	52.1	52.1	52.0	52.0	51.8	48.8	52.8	52.8	52.59
53.3	53.3	53.3	53.0	53.0	53.0	52.8	52.5	52.8	55.7	54.8	57.9	53.65
58.2	58.2	58.7	58.3	58.2	58.2	57.4	53.0	53.7	54.8	54.5	54.5	57.42
55.4	55.0	54.9	54.9	54.5	54.5	54.5	54.5	54.3	54.9	55.0	55.1	55.25
—	—	—	—	—	—	—	—	—	—	—	—	—
55.2	55.2	54.5	54.5	54.1	54.3	54.1	53.8	53.6	53.5	53.5	53.9	55.53
56.8	56.3	56.1	56.0	55.8	55.4	55.4	55.0	55.0	54.9	54.5	54.5	56.15
55.3	55.3	55.0	54.9	54.9	54.7	54.4	53.6	54.5	54.3	53.6	51.6	55.38
54.1	54.2	53.3	52.9	53.8	52.4	52.4	53.3	53.1	53.0	53.1	52.9	54.04
53.9	53.9	53.3	53.5	53.3	53.1	52.9	52.9	52.4	52.3	52.4	52.4	53.93
53.1	53.1	53.0	52.9	52.6	52.6	52.6	52.0	51.5	51.6	51.6	51.6	53.06
—	—	—	—	—	—	—	—	—	—	—	—	—
52.3	52.1	51.7	51.7	51.6	51.5	51.5	51.5	51.5	50.2	52.3	52.3	52.48
53.7	53.3	53.1	53.1	52.8	52.8	52.3	52.2	52.3	53.0	53.4	53.2	53.45
53.2	53.0	52.7	52.7	52.7	52.6	52.6	52.6	52.6	52.6	52.6	52.6	53.37
53.1	52.4	52.6	52.0	51.8	52.0	52.0	51.9	51.8	51.6	51.7	51.4	52.67
51.2	51.5	51.6	51.6	51.6	51.2	51.6	51.3	51.0	50.9	49.4	49.7	51.35
50.9	50.9	50.0	50.0	49.9	49.8	49.1	49.7	49.8	49.5	49.5	49.1	50.63
—	—	—	—	—	—	—	—	—	—	—	—	—
49.5	49.1	49.1	48.9	49.1	48.7	48.5	47.2	46.8	47.3	47.6	47.6	49.23
49.5	49.2	49.5	49.2	49.6	49.2	49.2	48.4	43.5	44.8	44.7	45.0	48.64
53.84	53.64	53.44	53.34	53.28	53.12	52.09	52.53	52.34	52.26	52.29	52.33	53.57

TEMPERATURE OF THE VERTICAL FORCE MAGNET.

72.0	71.8	71.3	71.2	70.9	70.8	70.7	70.6	70.5	70.4	70.6	71.0	71.86
71.7	71.6	71.4	71.3	71.2	71.0	70.8	70.7	70.7	70.6	70.9	71.0	71.90
72.0	71.9	71.9	71.8	71.8	71.6	71.4	71.4	71.1	71.0	71.0	70.9	72.18
71.0	70.9	70.6	70.5	70.3	70.2	70.0	70.0	69.9	69.8	69.7	69.8	70.91
70.9	70.7	70.4	70.2	70.0	69.8	69.9	69.7	69.5	69.5	69.4	69.6	70.68
—	—	—	—	—	—	—	—	—	—	—	—	—
70.0	69.4	69.4	69.4	69.4	69.4	69.3	69.2	69.2	69.1	69.4	69.5	69.83
70.3	70.2	70.2	70.0	69.9	69.6	69.6	69.5	69.4	69.2	69.4	69.8	70.39
—	70.7	70.2	70.0	69.9	69.9	69.9	69.9	69.7	69.7	69.9	70.3	70.55
70.8	70.5	70.4	70.3	70.2	70.1	70.0	70.0	69.9	69.9	70.1	70.3	70.60
70.7	70.6	70.5	70.4	70.3	70.2	70.0	70.0	70.0	70.0	70.0	70.1	70.79
70.7	70.4	70.3	70.3	70.1	70.0	69.7	69.7	69.6	69.5	69.7	69.9	70.63
—	—	—	—	—	—	—	—	—	—	—	—	—
70.4	70.4	70.0	69.9	69.7	69.6	69.4	69.3	69.2	69.2	69.5	70.0	71.00
71.8	71.4	71.4	70.9	70.7	70.4	70.2	70.0	70.0	69.8	69.9	69.9	71.72
71.1	70.7	70.3	70.0	69.8	69.7	69.7	69.6	69.4	69.3	69.3	70.3	70.98
72.8	72.7	72.7	72.4	72.3	72.3	72.0	70.9	70.5	70.0	70.0	70.3	72.32
71.6	71.2	70.7	70.4	70.2	70.0	69.9	69.7	69.5	69.4	69.6	69.9	71.35
71.0	70.7	70.4	70.2	70.1	69.8	69.7	69.5	69.4	69.4	69.4	69.7	70.89
—	—	—	—	—	—	—	—	—	—	—	—	—
70.3	70.3	70.0	69.8	69.7	69.7	69.5	69.4	69.3	69.3	69.4	69.8	70.48
71.3	71.0	70.9	70.7	70.6	70.4	70.2	70.2	70.1	70.0	69.9	70.1	71.28
70.8	70.6	70.2	70.2	70.2	70.0	70.0	69.9	69.9	69.8	69.9	70.1	70.74
71.1	70.9	70.8	70.6	70.4	70.3	70.0	70.0	69.9	69.9	69.9	69.9	71.05
70.6	70.3	70.0	69.9	69.8	69.6	69.5	69.3	69.2	69.0	69.2	69.4	70.31
70.8	70.4	70.1	69.9	69.8	69.4	69.4	69.4	69.1	68.9	69.0	69.4	70.68
—	—	—	—	—	—	—	—	—	—	—	—	—
70.3	70.1	69.9	69.8	69.7	69.6	69.4	69.4	69.2	69.2	69.3	69.4	70.41
70.4	70.2	69.8	69.8	69.7	69.6	69.4	69.2	69.1	69.1	69.4	69.8	70.27
71.02	70.78	70.55	70.39	70.27	70.12	69.98	69.86	69.73	69.64	69.75	70.01	70.95

VERTICAL FORCE.												
One Scale Division = '00081 parts of the V. F. Change in the Magnetic moment of the Bar for 1° Fah°. = '00002.												
Mean Göttingen Time. } 1 2 3 4 5 6 7 8 9 10 11 12 13 14 15 16 17 18 19 20 21 22 23 24 25 26 27 28 29 30 31	0h.	1h.	2h.	3h.	4h.	5h.	6h.	7h.	8h.	9h.	10h.	11h.
	Sc. Div.	Sc. Div.	Sc. Div.	Sc. Div.	Sc. Div.	Sc. Div.	Sc. Div.	Sc. Div.	Sc. Div.	Sc. Div.	Sc. Div.	Sc. Div.
1	—	—	—	—	—	—	—	—	—	—	—	—
2	46·9	46·9	47·4	48·0	48·3	48·3	48·0	47·6	47·9	47·3	47·3	47·1
3	47·3	47·3	47·6	47·7	47·3	47·5	47·6	47·8	47·4	47·6	45·1	44·7
4	45·6	46·3	46·8	47·3	47·7	47·7	47·7	47·7	45·3	—	46·4	47·4
5	—	—	—	—	—	—	—	—	—	—	—	—
6	46·3	46·8	47·3	47·3	46·8	47·1	47·1	46·9	47·0	47·1	47·0	46·7
7	47·4	47·4	47·7	47·7	48·0	48·0	47·9	48·0	48·0	47·8	47·7	47·7
8	46·8	46·8	46·5	46·1	46·1	45·5	46·3	46·9	47·0	47·0	47·0	46·9
9	46·0	46·5	47·2	47·2	47·0	46·8	46·8	46·7	46·8	46·9	46·1	45·6
10	44·6	44·4	44·5	44·5	44·5	44·4	44·6	44·6	44·5	44·5	44·2	43·9
11	45·3	46·0	46·3	46·4	46·4	46·4	46·4	46·0	46·1	46·1	45·5	45·5
12	—	—	—	—	—	—	—	—	—	—	—	—
13	44·1	44·8	45·3	45·3	45·2	45·2	45·0	45·1	44·4	44·7	44·7	44·5
14	43·5	44·2	44·2	44·2	44·2	44·2	44·0	44·0	43·7	43·4	42·6	42·9
15	40·4	41·3	42·2	43·0	43·9	44·5	44·9	45·3	44·9	44·4	43·9	43·3
16	43·2	44·5	45·8	46·5	46·9	47·1	47·1	47·0	46·4	45·6	45·0	44·5
17	42·1	43·5	43·7	43·7	42·8	42·8	42·7	42·9	42·8	42·6	42·4	41·5
18	41·3	41·6	41·6	41·7	41·7	42·0	42·3	40·8	40·4	40·9	40·9	40·6
19	—	—	—	—	—	—	—	—	—	—	—	—
20	37·6	38·0	38·0	38·1	37·7	37·5	38·1	37·4	37·4	37·2	37·2	37·0
21	36·4	36·2	36·6	37·3	35·2	34·2	34·3	34·3	34·3	34·1	34·0	34·0
22	44·1	44·1	44·1	44·4	44·9	44·9	44·8	44·4	44·0	43·8	43·7	43·6
23	44·0	44·3	45·0	45·2	45·1	44·8	44·9	44·9	44·9	44·9	44·0	43·6
24	43·3	43·8	44·6	44·8	45·3	45·4	45·0	44·9	45·4	44·3	44·3	44·0
25	43·8	43·9	43·9	44·0	43·8	43·8	44·3	44·5	44·6	44·6	44·6	44·3
26	—	—	—	—	—	—	—	—	—	—	—	—
27	42·4	42·8	42·8	42·2	42·3	42·1	42·2	42·5	42·0	42·0	42·0	41·9
28	42·3	42·3	42·8	42·7	42·7	42·5	42·6	42·8	42·7	42·4	42·6	42·6
29	44·3	40·0	40·2	40·3	40·4	40·7	40·7	40·2	40·2	40·1	39·7	39·7
30	43·1	43·5	40·7	40·8	41·2	41·2	41·1	40·0	39·8	39·6	39·0	38·8
31	44·4	45·0	45·6	46·3	46·4	46·6	46·7	46·7	46·0	45·8	45·5	45·3
Hourly Means	43·71	43·03	44·17	44·33	44·03	44·28	44·35	44·23	40·04	43·79	43·55	43·37

TEMPERATURE OF THE VERTICAL FORCE MAGNET.												
1 2 3 4 5 6 7 8 9 10 11 12 13 14 15 16 17 18 19 20 21 22 23 24 25 26 27 28 29 30 31	°	°	°	°	°	°	°	°	°	°	°	°
1	—	—	—	—	—	—	—	—	—	—	—	—
2	69·1	69·3	69·7	69·8	69·9	69·9	69·9	69·9	69·6	69·4	69·2	69·0
3	69·5	69·9	70·3	70·7	70·8	70·7	70·8	70·9	70·5	70·2	70·0	69·8
4	69·7	70·3	71·1	71·6	71·8	71·8	71·7	71·5	71·2	—	70·9	70·4
5	—	—	—	—	—	—	—	—	—	—	—	—
6	68·7	69·2	69·6	69·7	69·9	70·0	70·1	70·0	69·9	69·7	69·4	69·3
7	68·5	69·0	69·4	69·4	70·1	70·3	70·3	70·3	70·1	69·9	69·7	69·5
8	68·9	69·0	69·2	69·4	69·7	69·7	70·0	70·1	69·8	69·6	69·4	69·2
9	68·5	69·1	69·6	70·0	70·4	70·4	70·3	70·0	69·9	69·6	69·1	68·9
10	67·4	67·4	67·6	68·1	68·4	68·7	68·7	68·6	68·4	68·1	67·9	67·7
11	67·2	67·6	68·4	69·1	69·5	69·8	69·8	69·6	69·3	69·0	68·6	68·3
12	—	—	—	—	—	—	—	—	—	—	—	—
13	67·2	67·4	67·8	68·2	68·3	68·6	68·7	68·7	68·4	68·2	67·8	67·6
14	67·2	67·5	68·2	68·3	68·5	68·7	68·9	68·9	68·5	68·1	67·8	67·3
15	66·6	67·7	68·8	69·9	70·8	71·3	71·3	71·3	70·8	70·2	69·5	69·0
16	67·4	68·4	69·5	70·5	71·3	71·7	72·2	72·1	71·5	71·0	70·4	69·9
17	68·3	68·7	69·2	69·5	69·6	69·5	69·5	69·1	68·8	68·6	68·2	67·9
18	66·8	67·2	67·5	68·0	68·3	68·3	68·4	68·3	67·9	67·4	67·1	66·9
19	—	—	—	—	—	—	—	—	—	—	—	—
20	66·5	67·3	67·8	68·4	68·4	68·4	68·2	67·8	67·6	67·2	67·2	67·0
21	66·1	66·3	66·7	66·8	67·4	67·5	67·8	67·8	67·4	67·1	66·8	66·7
22	65·6	65·9	66·3	66·7	66·9	66·9	66·8	66·6	66·4	66·2	66·1	65·8
23	65·8	65·8	66·4	66·5	66·7	66·8	66·8	66·8	66·6	66·5	66·0	65·9
24	65·6	66·0	66·7	67·5	68·0	68·3	68·3	68·3	68·3	68·0	67·9	67·9
25	66·7	66·9	67·3	67·9	68·0	68·2	68·2	68·2	68·2	68·2	68·0	67·7
26	—	—	—	—	—	—	—	—	—	—	—	—
27	65·4	65·9	66·1	66·4	66·8	67·1	67·1	66·9	66·6	66·3	66·1	65·9
28	65·8	66·2	66·3	66·4	66·6	66·9	66·9	67·2	67·1	66·8	66·5	66·3
29	66·2	66·8	67·3	67·7	68·3	68·6	68·7	68·7	68·4	68·3	67·8	67·5
30	67·0	67·8	68·7	69·2	69·6	70·0	69·8	69·4	69·2	68·7	68·4	68·1
31	66·7	67·3	68·3	68·5	68·8	69·2	69·3	69·3	69·0	68·6	68·2	67·8
Hourly Means	67·25	67·69	68·22	68·62	68·95	69·13	69·17	69·09	68·82	68·44	68·23	67·97

VERTICAL FORCE.

One Scale Division = .00081 parts of the V. F. Change in the Magnetic moment of the Bar for 1° Fah°. = .00002.

12h.	13h.	14h.	15h.	16h.	17h.	18h.	19h.	20h.	21h.	22h.	23h.	Daily and Monthly Means.
Sc. Div.	Sc. Div.	Sc. Div.	Sc. Div.	Sc. Div.	Sc. Div.	Sc. Div.	Sc. Div.	Sc. Div.	Sc. Div.	Sc. Div.	Sc. Div.	Sc. Div.
46'8	46'7	46'7	46'7	47'2	46'9	46'9	46'4	46'3	46'3	46'8	47'0	47'15
44'5	45'1	44'7	45'3	45'0	45'0	44'9	45'0	45'1	45'1	45'2	45'2	46'04
—	—	—	—	—	—	—	—	—	—	—	—	46'63
47'4	46'9	46'9	46'8	46'5	46'5	46'3	45'7	45'4	45'9	45'9	46'3	46'62
46'7	46'5	46'5	46'3	46'2	46'2	46'3	46'1	46'3	44'6	46'7	47'0	47'26
47'5	47'2	47'1	47'1	45'8	46'5	46'3	46'3	46'3	46'9	47'0	47'0	46'54
47'1	47'2	47'0	47'2	46'9	46'9	46'6	46'2	45'6	45'5	46'1	45'7	45'76
45'7	45'0	45'4	45'4	45'3	44'9	44'7	44'7	44'4	44'3	44'5	44'4	44'35
43'9	44'0	44'1	44'1	44'2	44'1	44'1	43'6	43'8	44'7	45'2	45'3	45'07
—	—	—	—	—	—	—	—	—	—	—	—	44'34
44'9	44'9	44'7	44'4	44'2	43'8	44'1	43'7	43'4	43'6	43'8	43'8	42'73
44'5	44'5	44'2	44'2	44'2	44'1	43'9	43'2	43'5	43'5	42'9	43'2	42'59
42'9	42'7	42'6	42'5	42'5	42'3	41'7	41'5	41'1	41'1	39'7	39'7	44'21
42'9	42'5	42'3	42'0	41'7	41'3	41'1	40'7	40'7	40'8	41'4	42'7	41'08
44'0	43'8	43'3	42'9	42'9	42'9	42'5	41'9	41'8	41'4	41'8	42'1	40'11
41'4	41'1	41'1	41'3	41'1	41'1	41'0	40'1	40'2	40'2	40'2	40'8	30'04
—	—	—	—	—	—	—	—	—	—	—	—	36'41
39'2	39'4	39'4	39'4	39'7	39'3	39'3	39'1	39'2	38'9	36'9	37'1	43'71
36'9	36'4	36'4	36'4	36'4	36'4	36'4	36'4	36'4	36'0	36'1	36'6	43'03
33'5	33'5	33'6	33'4	33'4	33'1	33'1	43'5	43'7	43'8	44'1	44'1	44'15
43'6	43'3	43'3	43'1	43'4	43'3	43'1	43'1	43'6	41'5	43'3	43'7	43'06
43'6	43'4	43'4	43'4	43'3	43'3	43'3	43'2	43'1	42'5	43'0	43'1	41'82
43'8	43'6	44'2	44'2	43'5	43'4	43'4	43'4	43'7	43'7	43'7	43'9	42'23
—	—	—	—	—	—	—	—	—	—	—	—	40'05
42'3	42'4	42'4	42'2	42'2	41'3	41'7	42'1	41'8	41'7	41'6	41'7	40'71
41'9	41'9	41'5	41'5	41'4	41'1	40'7	40'8	40'5	41'4	41'7	42'0	44'03
42'6	42'4	42'1	42'0	41'8	41'8	41'8	41'2	41'2	41'2	41'8	42'7	—
39'3	39'3	39'3	39'2	39'2	39'2	38'7	42'0	41'9	42'2	42'4	42'7	—
38'8	38'4	38'4	38'4	38'4	37'8	37'8	43'8	44'0	44'0	44'0	44'3	—
45'1	44'9	44'5	44'5	44'3	43'8	43'8	43'4	43'4	43'1	43'6	43'6	—
43'11	42'06	42'89	42'84	42'72	42'55	42'44	42'07	42'04	42'84	43'05	43'03	43'45

TEMPERATURE OF THE VERTICAL FORCE MAGNET.

°	°	°	°	°	°	°	°	°	°	°	°	°
68'8	68'6	68'5	68'4	68'4	68'3	68'3	68'2	68'2	68'1	68'4	68'9	68'99
69'4	69'1	69'0	68'9	68'8	68'7	68'5	68'4	68'3	68'2	68'5	68'9	69'53
—	—	—	—	—	—	—	—	—	—	—	—	69'86
69'5	69'4	69'0	68'9	68'7	68'6	68'4	68'5	68'4	68'4	68'4	68'4	69'12
69'1	69'0	69'0	68'8	68'7	68'6	68'5	68'5	68'4	68'2	68'2	68'4	69'19
69'3	69'2	69'0	68'9	68'9	68'6	68'5	68'4	68'3	68'3	68'3	68'4	68'97
69'1	68'9	68'7	68'6	68'4	68'3	68'2	68'2	68'1	68'0	68'3	68'4	68'61
68'5	68'3	68'0	67'8	67'6	67'4	67'4	67'3	67'1	67'0	67'1	67'3	67'43
67'4	67'2	67'2	67'1	66'9	66'7	66'5	66'4	66'4	66'4	66'4	66'8	67'93
—	—	—	—	—	—	—	—	—	—	—	—	67'36
67'5	67'3	67'3	67'2	67'1	67'0	66'9	66'9	66'8	66'7	66'6	66'8	66'85
67'3	67'2	66'9	66'8	66'7	66'5	66'5	66'4	66'3	66'3	66'4	66'5	68'25
66'9	66'4	66'0	65'8	65'5	65'2	65'1	65'0	64'9	64'9	65'1	65'6	69'21
68'4	67'9	67'6	67'2	66'9	66'5	66'2	66'0	65'9	65'7	66'0	66'4	67'87
69'3	68'9	68'5	68'3	67'9	67'7	67'4	67'4	67'3	67'4	67'4	67'7	66'81
67'7	67'6	67'2	67'1	66'9	66'7	66'6	66'6	66'4	66'3	66'4	66'6	66'92
—	—	—	—	—	—	—	—	—	—	—	—	66'42
66'2	66'2	66'2	66'1	65'9	65'9	65'9	65'7	65'7	65'7	65'8	66'0	65'85
66'9	66'7	66'4	66'3	66'2	66'1	66'0	65'9	65'9	65'9	65'9	66'0	65'90
66'4	66'3	66'1	66'0	65'8	65'7	65'7	65'7	65'6	65'5	65'5	65'5	67'37
65'6	65'4	65'4	65'3	65'2	65'1	65'0	65'0	64'9	66'0	65'7	65'6	66'52
65'8	65'7	65'6	65'5	65'5	65'4	65'3	65'3	65'3	65'2	65'2	65'3	65'80
67'7	67'7	67'6	67'5	67'3	67'3	67'3	67'3	66'8	66'5	66'5	66'5	66'06
—	—	—	—	—	—	—	—	—	—	—	—	67'13
65'8	65'7	65'5	65'3	65'3	65'3	65'2	65'0	65'0	64'9	64'9	65'1	67'76
65'9	65'7	65'3	65'2	65'0	65'0	65'0	65'0	65'0	65'0	65'2	65'4	67'35
66'2	66'0	65'9	65'9	65'8	65'6	65'4	65'3	65'1	65'0	65'0	65'3	—
67'2	67'0	66'9	66'8	66'7	66'4	66'2	66'0	65'9	65'7	65'9	66'2	—
67'9	67'5	67'2	66'9	66'8	66'6	66'4	66'3	66'2	66'1	66'1	66'3	—
67'6	67'3	66'9	66'6	66'4	66'2	66'0	65'7	65'5	65'5	65'6	66'0	—
67'59	67'39	67'19	67'05	66'89	66'75	66'63	66'55	66'45	66'42	66'49	66'71	67'66

VERTICAL FORCE.													
One Scale Division = '00081 parts of the V. F. Change in the Magnetic moment of the Bar for 1° Fah'. = '00002.													
Mean Göttingen Time. } O ^h .	1 ^h .	2 ^h .	3 ^h .	4 ^h .	5 ^h .	6 ^h .	7 ^h .	8 ^h .	9 ^h .	10 ^h .	11 ^h .		
JUNE.	1	43·7	42·9	43·2	44·0	44·8	44·9	45·2	44·8	44·3	43·9	43·4	43·3
	2	—	—	—	—	—	—	—	—	—	—	—	—
	3	43·2	43·5	43·9	44·4	44·4	44·5	44·5	44·0	43·3	43·4	43·2	42·8
	4	40·9	41·4	41·6	42·0	42·0	42·0	42·1	41·5	41·7	41·5	41·1	40·9
	5	44·1	44·3	44·5	44·5	45·1	45·3	45·3	45·2	44·9	44·8	44·4	44·4
	6	43·7	43·8	43·8	43·5	43·1	43·1	43·1	43·4	43·2	43·0	42·9	42·7
	7	41·8	41·8	42·1	42·1	42·4	43·2	43·2	42·7	42·6	42·3	42·3	42·3
	8	41·6	42·0	41·8	41·8	41·8	41·8	41·5	41·7	41·6	41·5	40·9	41·2
	9	—	—	—	—	—	—	—	—	—	—	—	—
	10	39·5	39·7	40·1	39·6	39·8	39·7	39·7	39·9	39·7	39·7	39·4	39·4
	11	39·5	39·6	39·8	39·8	39·6	39·4	39·2	39·2	39·0	39·2	39·2	39·2
	12	38·2	38·2	38·3	38·3	38·7	38·9	39·5	39·7	39·7	39·7	39·7	39·7
	13	39·6	39·9	40·5	40·8	40·8	40·9	41·0	40·3	40·0	39·8	39·5	39·5
	14	37·0	37·0	37·3	37·5	37·6	37·9	38·1	38·5	38·5	38·5	38·5	38·5
	15	38·9	39·1	39·3	39·8	39·8	39·8	39·8	39·6	39·6	39·4	39·2	39·2
	16	—	—	—	—	—	—	—	—	—	—	—	—
	17	39·0	39·1	39·3	39·3	39·7	39·7	39·9	39·9	39·3	39·3	39·4	39·3
	18	37·9	37·8	38·3	39·1	39·3	39·6	39·9	40·2	40·0	39·9	39·9	39·7
	19	38·9	39·6	39·9	40·5	40·8	40·8	41·1	41·1	40·4	40·7	40·2	39·7
	20	38·8	39·2	39·3	39·8	40·3	40·1	40·1	40·1	41·6	40·3	39·8	39·8
	21	38·8	39·1	38·8	38·1	37·5	37·6	37·6	38·4	38·3	38·1	38·1	38·0
	22	37·3	37·3	37·1	37·1	37·6	37·6	37·6	38·2	38·2	38·2	38·2	38·2
	23	—	—	—	—	—	—	—	—	—	—	—	—
	24	36·8	37·2	37·1	37·6	37·9	38·5	38·9	39·2	39·2	39·2	38·9	38·6
	25	38·0	38·4	38·6	39·2	39·5	39·5	39·1	39·2	38·8	38·5	38·4	38·2
	26	36·3	36·5	36·9	36·9	37·0	36·8	36·8	36·8	36·8	36·8	36·8	36·3
	27	36·5	36·5	36·4	36·6	36·6	36·3	36·3	36·2	36·2	36·2	36·2	36·2
	28	36·4	36·1	36·6	37·1	37·2	37·5	37·6	37·6	36·8	36·6	37·2	37·3
	29	36·7	36·9	36·9	37·0	36·5	36·3	36·8	36·1	35·9	35·5	35·4	35·3
	30	—	—	—	—	—	—	—	—	—	—	—	—
Hourly Means	39·32	39·52	39·66	39·86	39·99	40·07	40·16	40·14	39·98	39·84	39·69	39·59	

TEMPERATURE OF THE VERTICAL FORCE MAGNET.													
JUNE.	1	67·0	68·3	68·7	69·1	69·6	69·6	69·5	69·3	68·9	68·5	68·2	67·7
	2	—	—	—	—	—	—	—	—	—	—	—	—
	3	66·9	67·3	67·9	68·3	68·7	68·9	69·2	69·0	68·5	68·2	67·9	67·6
	4	66·5	67·0	67·5	68·1	68·3	68·3	67·8	67·7	67·3	67·1	66·9	66·7
	5	66·2	66·4	66·8	67·3	67·7	68·2	68·3	68·3	68·1	67·6	67·3	67·0
	6	65·8	66·2	66·3	66·8	66·9	67·0	66·9	66·9	66·7	66·4	66·0	65·8
	7	64·8	65·2	65·4	65·8	66·2	66·4	66·4	66·4	66·2	66·0	65·6	65·4
	8	64·8	65·3	65·7	66·2	66·5	66·7	66·6	66·4	66·2	65·8	65·7	65·4
	9	—	—	—	—	—	—	—	—	—	—	—	—
	10	64·1	64·5	64·7	65·0	65·1	65·2	65·2	65·0	64·8	64·6	64·4	64·2
	11	63·6	63·9	64·2	64·4	64·4	64·3	64·4	64·3	64·2	64·1	63·7	63·7
	12	63·2	63·3	63·5	63·5	63·7	63·9	64·1	64·2	64·2	64·0	63·7	63·5
	13	63·2	63·3	63·6	63·9	64·3	64·3	64·0	63·9	63·7	63·6	63·5	63·4
	14	62·5	62·8	63·1	63·3	63·7	63·7	63·9	63·8	63·7	63·6	63·5	63·4
	15	63·1	63·4	63·8	64·0	64·2	64·3	64·3	64·2	64·1	63·9	63·8	63·7
	16	—	—	—	—	—	—	—	—	—	—	—	—
	17	63·9	64·0	64·4	64·4	64·7	65·0	65·0	65·0	65·1	65·0	64·7	64·4
	18	63·8	64·1	64·6	65·0	65·4	65·8	65·8	65·7	65·7	65·4	65·1	64·8
	19	64·3	64·8	65·4	66·2	66·3	66·3	66·2	66·1	65·8	65·5	65·3	64·9
	20	63·8	64·3	64·7	65·3	65·6	65·7	65·9	66·0	66·0	65·6	65·2	65·0
	21	63·7	63·7	63·8	64·0	64·2	64·2	64·4	64·3	64·2	64·2	63·9	63·8
	22	63·6	63·8	64·2	64·3	64·5	64·6	64·6	64·4	64·4	64·2	64·2	64·0
	23	—	—	—	—	—	—	—	—	—	—	—	—
	24	64·4	64·8	65·4	66·3	67·0	67·3	67·6	67·5	67·1	66·7	66·2	65·7
	25	64·2	64·6	65·3	66·0	66·4	66·8	66·8	66·7	66·3	65·8	65·5	65·3
	26	64·2	64·4	64·7	64·8	65·2	65·3	65·3	65·3	65·0	64·9	64·7	64·3
	27	64·2	64·3	64·4	64·5	64·5	64·5	64·4	64·4	64·3	64·2	64·1	63·9
	28	63·2	63·4	63·6	64·4	64·7	64·8	64·8	64·7	64·6	64·2	64·2	63·9
	29	62·9	62·9	63·1	63·4	65·5	63·7	63·6	63·4	63·2	63·0	63·0	63·0
	30	—	—	—	—	—	—	—	—	—	—	—	—
Hourly Means	64·32	64·64	64·99	65·37	65·65	65·79	65·80	65·72	65·53	65·28	65·05	64·82	

VERTICAL FORCE.
One Scale Division = '00081 parts of the V. F. Change in the Magnetic moment of the Bar for 1° Fah' = '00002.

12h.	13h.	14h.	15h.	16h.	17h.	18h.	19h.	20h.	21h.	22h.	23h.	Daily and Monthly Means.
42.4	42.4	42.1	42.1	42.1	41.9	41.8	41.8	41.9	41.7	42.1	42.6	43.05
42.3	42.3	41.9	42.0	42.0	42.0	42.0	41.7	41.7	41.5	40.7	40.5	42.74
40.6	40.6	40.5	40.5	40.2	40.2	40.2	41.2	41.4	42.8	43.7	43.9	41.44
43.9	43.9	43.3	43.2	43.2	43.1	43.0	42.5	42.7	42.8	42.9	43.3	43.94
42.7	42.7	42.1	42.1	42.0	42.0	41.9	41.8	41.5	42.0	42.1	41.8	42.67
42.1	41.9	41.4	41.3	41.3	41.3	41.3	41.1	41.1	41.4	41.8	41.4	41.93
40.6	40.5	40.5	40.5	40.3	40.3	39.9	39.7	40.2	40.0	40.8	41.0	40.98
39.2	39.2	39.2	39.2	39.0	39.0	38.7	38.2	38.0	38.0	38.2	39.1	39.22
39.2	39.0	39.0	38.8	38.8	38.6	38.7	38.3	38.0	39.1	39.3	39.0	39.10
39.3	39.3	39.1	39.3	39.3	39.5	39.5	39.3	39.0	39.0	39.3	39.3	39.16
39.3	39.3	39.2	39.2	38.7	38.6	38.6	38.2	38.0	37.9	37.4	37.3	39.35
38.4	38.4	38.4	38.4	38.4	38.4	38.3	38.5	38.4	38.4	38.5	38.6	38.70
39.2	39.2	39.2	39.2	39.1	39.1	39.2	39.1	38.6	38.7	39.0	39.0	39.25
38.9	38.8	38.8	38.8	38.8	38.8	38.7	38.7	38.7	38.7	38.2	38.2	39.05
39.4	39.2	39.2	39.2	39.0	39.0	39.0	39.1	38.9	38.5	38.5	38.7	39.14
39.6	39.2	39.1	39.1	38.9	38.9	39.0	38.9	39.0	38.5	38.5	38.9	39.64
39.5	39.3	38.8	38.8	38.8	38.8	38.9	38.9	38.9	35.1 ^a	37.9	38.4	39.22
38.0	38.0	38.0	37.9	37.9	37.9	37.9	37.3	37.3	37.3	37.7	37.7	37.97
38.2	38.2	38.4	38.1	38.0	38.0	37.8	37.6	37.6	37.0	37.0	37.0	37.73
38.3	38.0	37.9	37.4	37.3	37.1	37.1	36.9	36.8	36.8	37.3	37.4	37.81
38.1	38.0	37.7	37.5	37.4	37.0	36.4	36.4	36.3	36.4	36.3	36.0	37.87
36.3	36.3	36.3	36.1	36.1	36.1	35.9	35.9	36.0	36.0	36.3	36.3	36.43
36.2	36.2	36.0	36.0	36.0	36.0	37.1	37.0	37.1	37.1	37.1	36.7	36.45
37.5	37.1	37.1	37.4	37.3	37.3	37.4	37.1	37.0	36.9	36.6	36.6	37.06
35.0	35.0	34.8	34.8	34.8	34.9	34.9	34.6	34.6	36.1	36.1	36.1	35.71
39.37	39.28	39.12	39.08	38.99	38.95	38.93	38.79	38.75	38.86	38.93	38.99	39.41

TEMPERATURE OF THE VERTICAL FORCE MAGNET.

67.1	66.8	66.7	66.5	66.4	66.3	66.2	66.0	65.9	65.9	66.1	66.3	67.52
67.3	67.0	66.7	66.5	66.4	66.4	66.2	66.2	66.0	65.9	66.0	66.2	67.30
66.4	66.3	66.2	66.1	66.0	65.8	65.7	65.7	65.7	65.5	65.6	65.8	66.67
66.6	66.4	66.2	66.0	65.9	65.8	65.6	65.6	65.6	65.5	65.4	65.5	66.64
65.7	65.3	65.3	65.3	65.2	64.9	64.9	64.7	64.7	64.5	64.6	64.6	65.72
65.3	65.1	65.1	64.9	64.8	64.5	64.5	64.5	64.5	64.4	64.5	64.6	65.27
64.7	64.6	64.5	64.3	64.2	64.0	63.9	63.9	63.8	63.6	63.6	63.7	65.00
64.2	63.9	63.7	63.6	63.5	63.4	63.4	63.4	63.4	63.3	63.3	63.5	64.14
63.7	63.6	63.5	63.3	63.2	63.2	63.1	63.0	62.9	62.9	62.9	63.0	63.65
63.3	63.2	63.2	63.1	63.0	62.9	62.9	62.9	62.9	62.9	62.9	63.0	63.37
63.2	63.1	62.8	62.7	62.7	62.6	62.5	62.4	62.4	62.3	62.4	62.4	63.17
63.3	63.2	63.2	63.2	63.1	63.1	62.9	62.9	62.8	62.7	62.6	62.7	63.19
63.7	63.7	63.7	63.7	63.6	63.6	63.6	63.5	63.4	63.4	63.5	63.8	63.75
64.2	64.2	64.1	64.0	63.9	63.8	63.6	63.6	63.4	63.4	63.4	63.5	64.19
64.7	64.5	64.4	64.2	64.0	63.9	63.7	63.7	63.5	63.4	63.4	63.8	64.52
64.6	64.3	64.0	63.8	63.7	63.6	63.4	63.4	63.4	63.3	63.3	63.5	64.64
64.8	64.5	64.2	64.0	63.9	63.8	63.7	63.7	63.6	63.5	63.5	63.7	64.44
63.7	63.7	63.7	63.7	63.7	63.6	63.7	63.6	63.5	63.5	63.5	63.5	63.82
64.1	64.0	64.0	63.9	63.8	63.8	63.7	63.7	63.6	63.6	63.5	63.8	64.01
65.3	64.9	64.7	64.4	64.2	64.0	63.9	63.8	63.7	63.5	63.6	63.8	65.24
65.0	64.9	64.7	64.5	64.2	64.0	64.0	63.9	63.9	63.8	63.8	63.9	65.01
64.2	64.0	63.9	63.8	63.7	63.7	63.7	63.6	63.6	63.5	63.6	63.9	64.30
63.8	63.6	63.5	63.4	63.3	63.1	63.0	62.9	62.9	62.9	62.9	62.9	63.75
63.8	63.7	63.3	63.0	63.2	63.1	63.2	63.2	63.0	62.9	62.9	62.9	63.69
62.2	62.0	62.2	62.2	62.2	62.2	61.9	61.8	61.7	61.7	61.7	62.0	62.60
64.59	64.42	64.30	64.16	64.07	63.96	63.88	63.82	63.75	63.68	63.70	63.85	64.62

^a Omitted in the means.

VERTICAL FORCE.													
One Scale Division = '00083 parts of the V. F. Change in the Magnetic moment of the Bar for 1° Fah. = '00002.													
Mean Göttingen Time.	0h.	1h.	2h.	3h.	4h.	5h.	6h.	7h.	8h.	9h.	10h.	11h.	
JULY.	1	—	—	—	—	44'9	45'9	47'3	48'0	48'6	48'3	48'5	
	2	49'2	49'2	48'9	48'9	49'2	49'5	49'6	49'4	49'4	49'2	49'1	
	3	48'7	48'1	48'0	47'5	48'4	48'9	49'3	51'0	51'2	51'2	51'1	
	4	50'3	50'3	50'2	49'5	49'4	49'8	49'9	49'8	50'1	50'0	49'5	49'3
	5	48'4	48'7	49'1	49'2	49'3	49'3	49'5	49'5	49'4	49'3	49'3	49'3
	6	49'6	49'8	50'5	51'1	51'1	51'1	51'0	51'0	50'6	50'8	50'4	50'0
	7	—	—	—	—	—	—	—	—	—	—	—	—
	8	50'3	50'3	50'7	51'4	51'5	51'7	52'0	52'0	51'8	51'8	51'8	51'5
	9	51'1	51'1	51'1	50'5	50'5	50'5	50'8	51'1	51'1	51'1	50'7	50'7
	10	49'2	49'5	49'8	50'5	50'8	51'0	50'8	51'1	51'1	50'7	50'7	50'4
	11	49'2	49'4	49'3	49'3	49'3	49'5	49'0	48'3	48'4	48'4	48'4	48'3
	12	48'0	48'2	48'2	48'2	48'5	48'5	48'5	48'6	48'6	48'6	48'3	48'3
	13	48'7	49'0	49'0	49'2	49'2	49'2	48'6	48'6	48'5	48'1	48'0	48'1
	14	—	—	—	—	—	—	—	—	—	—	—	—
	15	48'0	48'1	48'6	49'2	49'2	49'0	48'9	48'9	48'5	48'4	48'3	47'9
	16	49'1	49'5	49'5	49'8	50'1	50'3	50'2	50'0	49'8	49'7	49'4	49'4
	17	48'7	49'4	49'5	49'5	49'5	49'5	49'4	49'4	49'2	49'0	48'8	48'7
	18	49'5	49'8	50'1	50'4	50'6	50'1	50'4	50'9	50'7	50'4	50'1	50'0
	19	47'3	46'6	46'5	46'2	46'0	46'4	47'2	48'2	48'2	48'1	47'7	47'7
	20	48'5	48'3	48'3	48'3	48'1	48'3	48'7	49'0	49'0	49'2	49'0	49'0
	21	—	—	—	—	—	—	—	—	—	—	—	—
	22	48'2	48'2	48'4	48'4	48'6	48'6	48'6	49'2	49'2	49'3	49'3	49'2
	23	48'1	48'6	49'0	49'0	49'0	49'0	49'5	49'8	49'8	49'5	49'3	49'2
	24	49'4	50'2	50'2	49'8	49'6	49'2	49'1	49'3	49'3	49'3	49'1	49'1
	25	51'1	51'4	52'0	52'5	52'8	53'1	52'9	53'2	53'0	53'0	52'8	52'6
	26	51'5	51'8	51'9	52'5	52'4	52'1	51'7	52'1	51'9	51'7	51'7	51'7
	27	47'9	48'6	48'7	48'5	48'5	48'7	48'7	49'0	49'1	48'7	48'4	48'4
	28	—	—	—	—	—	—	—	—	—	—	—	—
	29	46'8	46'8	46'8	47'0	47'6	48'0	47'8	48'1	47'9	47'6	47'7	47'7
	30	46'8	47'2	47'6	47'8	47'9	48'5	48'5	48'2	47'9	47'9	47'5	47'7
	31	46'9	46'9	46'4	46'2	46'2	45'6	45'8	46'2	46'3	46'0	45'6	45'6
Hourly Means	48'87	49'04	49'17	49'25	49'19	49'31	49'40	49'63	49'58	49'44	49'28	49'19	

TEMPERATURE OF THE VERTICAL FORCE MAGNET.												
JULY.	1	—	—	—	—	63'9	63'9	63'8	63'6	63'4	63'1	62'9
	2	61'4	61'7	62'0	62'6	62'7	63'1	63'1	63'1	62'9	62'7	62'4
	3	61'6	61'8	62'0	62'3	62'3	62'3	62'2	62'2	62'0	61'8	61'8
	4	60'7	60'9	61'2	61'5	61'5	61'6	61'4	61'3	61'3	61'3	61'1
	5	61'2	61'5	61'8	62'1	62'3	62'3	62'4	62'3	62'0	61'8	61'6
	6	61'2	61'7	62'3	62'7	63'3	63'4	63'4	63'3	63'0	62'6	62'2
	7	—	—	—	—	—	—	—	—	—	—	—
	8	61'9	62'3	63'2	63'8	64'5	64'8	64'7	64'6	64'3	63'9	63'8
	9	62'5	62'9	63'4	63'9	64'2	64'2	64'3	64'3	64'2	63'8	63'5
	10	62'4	62'8	63'4	63'6	63'9	64'3	64'3	64'3	64'0	63'7	63'4
	11	62'3	62'4	62'7	62'9	63'0	63'0	63'2	63'2	63'1	63'0	62'8
	12	61'8	61'9	62'1	62'1	62'4	62'8	62'7	62'7	62'6	62'4	62'4
	13	61'5	61'8	61'9	62'2	62'5	62'5	62'4	62'2	62'2	62'0	62'0
	14	—	—	—	—	—	—	—	—	—	—	—
	15	62'4	62'5	62'7	63'1	63'3	63'3	63'1	63'0	62'9	62'8	62'3
	16	61'9	62'2	62'6	62'7	62'7	62'7	62'8	62'6	62'4	62'2	62'0
	17	61'2	61'2	61'3	61'4	61'4	61'5	61'7	61'6	61'4	61'2	61'1
	18	60'2	60'6	61'1	61'5	61'8	62'0	62'0	61'9	61'7	61'5	61'1
	19	60'0	60'1	60'4	60'7	60'9	61'1	61'2	61'0	60'8	60'6	60'3
	20	59'8	60'1	60'4	60'7	61'2	61'4	61'4	61'5	61'3	61'2	61'2
	21	—	—	—	—	—	—	—	—	—	—	—
	22	60'1	60'4	61'1	61'6	61'9	62'1	62'2	62'2	62'1	61'9	61'7
	23	60'6	61'2	61'8	62'3	62'7	62'9	63'0	62'9	62'6	62'4	62'1
	24	61'5	62'3	62'7	62'8	63'0	63'0	62'9	62'8	62'7	62'6	62'3
	25	60'8	61'5	62'5	63'5	64'2	64'7	64'8	64'7	64'4	64'0	63'5
	26	62'0	62'2	62'5	62'8	62'9	63'2	63'2	63'2	63'0	62'8	62'7
	27	61'7	62'0	62'4	62'7	62'9	62'9	62'9	62'8	62'5	62'3	62'2
	28	—	—	—	—	—	—	—	—	—	—	—
	29	60'7	60'9	61'3	61'8	62'3	62'5	62'6	62'4	62'2	62'0	61'9
	30	61'3	61'7	62'2	62'4	62'5	62'5	62'4	62'3	62'2	62'1	62'1
	31	61'2	61'4	61'6	61'7	61'7	61'7	61'7	61'6	61'5	61'4	61'3
Hourly Means	61'30	61'62	62'02	62'36	62'66	62'80	62'81	62'73	62'54	62'34	62'14	

VERTICAL FORCE.

One Scale Division = .00083 parts of the V. F. Change in the Magnetic moment of the Bar for 1° Fah. = .00002.

12h.	13h.	14h.	15h.	16h.	17h.	18h.	19h.	20h.	21h.	22h.	23h.	Daily and Monthly Means.
Sc. Div. 48'5	Sc. Div. 48'4	Sc. Div. 48'4	Sc. Div. 48'3	Sc. Div. 48'5	Sc. Div. 48'2	Sc. Div. 48'4	Sc. Div. 47'7	Sc. Div. 47'9	Sc. Div. 47'7	Sc. Div. 49'0	Sc. Div. 49'6	Sc. Div. 48'03
48'9	48'9	48'6	48'5	48'5	48'4	48'3	48'4	48'5	49'4	48'9	48'4	48'94
50'4	50'4	50'1	50'5	50'5	50'5	50'5	50'5	50'4	50'4	50'7	50'3	49'97
49'5	49'5	49'5	49'5	49'5	49'5	49'6	49'9	49'7	49'2	48'6	48'6	49'61
49'0	49'0	49'0	48'8	48'8	48'8	48'4	48'5	47'6	47'8	49'6	49'6	48'97
49'5	49'8	49'7	49'4	49'4	49'4	49'5	49'4	49'5	49'4	50'0	50'1	50'09
51'3	51'3	51'1	51'0	51'1	50'5	50'5	50'6	50'6	50'0	50'5	51'0	51'10
50'7	50'7	50'5	50'3	50'3	50'3	49'8	49'7	49'5	48'4	48'5	49'0	50'33
50'2	50'0	50'0	50'1	50'1	49'7	49'4	48'7	48'7	48'4	48'4	48'8	49'92
48'0	48'0	48'0	47'8	47'8	47'8	47'8	47'6	47'6	47'6	47'5	47'5	48'33
48'3	47'9	47'9	48'0	48'0	47'8	47'7	47'6	47'6	47'9	47'9	48'0	48'12
47'9	47'9	47'9	47'9	47'9	47'5	47'3	47'3	47'3	47'5	48'4	47'7	48'20
47'9	47'7	47'7	47'7	47'7	47'6	47'6	47'1	47'0	47'0	48'8	49'1	48'16
49'1	49'0	48'9	48'8	48'7	48'5	48'4	48'3	48'5	48'4	48'3	48'6	49'18
48'7	48'5	48'4	48'6	48'6	48'6	48'5	48'0	48'3	48'3	49'5	49'5	48'92
49'9	49'2	49'2	49'2	49'2	49'1	48'6	48'0	48'1	47'6	47'4	47'3	49'41
47'4	47'4	47'4	47'4	47'3	47'3	47'4	47'7	48'2	47'7	48'4	48'8	47'44
48'5	48'5	48'2	48'2	48'1	48'1	47'8	48'1	48'1	47'8	48'3	48'3	48'40
49'0	49'0	48'7	48'6	48'4	48'4	48'2	48'7	48'3	47'9	48'2	48'4	48'63
48'8	48'8	49'0	48'6	48'4	48'3	48'1	47'9	47'9	47'9	48'5	48'7	48'78
48'9	48'5	48'1	47'9	47'8	47'8	47'2	47'1	47'1	49'8	50'0	50'4	48'93
52'2	52'2	52'2	52'0	52'0	51'8	51'7	51'3	51'3	51'1	51'2	51'2	52'11
51'5	51'4	51'0	51'1	50'8	50'5	50'5	50'4	50'4	47'7	47'8	47'7	50'99
47'3	47'3	47'3	47'3	47'5	47'3	47'3	47'3	47'2	46'2	46'5	46'9	47'86
47'5	47'5	47'4	47'5	47'4	47'4	47'5	47'2	47'2	47'1	46'8	46'6	47'37
47'7	47'7	47'7	47'7	47'7	47'7	47'7	47'5	47'3	47'2	46'1	46'3	47'52
45'6	45'6	45'5	45'5	45'3	45'3	45'3	45'4	45'4	45'5	45'9	46'5	45'85
48'97	48'89	48'79	48'75	48'71	48'60	48'47	48'36	48'37	48'14	48'51	48'63	48'94

TEMPERATURE OF THE VERTICAL FORCE MAGNET.

62'2	61'9	61'9	61'7	61'5	61'8	61'4	61'4	61'3	61'2	61'2	61'2	62'29
62'1	62'1	61'7	61'5	61'3	61'2	61'2	61'2	61'2	61'2	61'2	61'3	61'96
61'6	61'4	61'3	61'2	61'1	61'0	61'0	61'0	60'9	60'8	60'7	60'7	61'53
60'9	60'8	60'8	60'7	60'7	60'7	60'4	60'4	60'2	60'2	60'3	60'6	60'89
61'3	61'2	61'2	61'1	61'0	61'0	60'7	60'7	60'5	60'4	60'6	60'8	61'38
61'8	61'7	61'5	61'3	61'2	61'2	61'3	61'3	61'2	61'3	61'3	61'6	61'99
63'4	63'3	63'0	63'0	62'8	62'7	62'5	62'4	62'4	62'2	62'2	62'3	63'23
63'0	62'8	62'7	62'7	62'4	62'4	62'2	61'9	61'7	61'5	61'6	61'9	62'97
63'0	62'9	62'8	62'7	62'3	62'2	61'9	61'8	61'7	61'7	61'7	62'2	62'92
62'4	62'3	61'9	61'8	61'8	61'8	61'7	61'7	61'7	61'6	61'7	61'7	62'35
62'1	62'0	61'8	61'8	61'7	61'6	61'4	61'4	61'4	61'3	61'2	61'4	61'97
61'8	61'7	61'6	61'5	61'5	61'4	61'4	61'4	61'4	61'4	61'7	62'1	61'83
62'1	62'0	62'0	62'0	61'8	61'8	61'7	61'6	61'5	61'4	61'5	61'8	62'28
61'4	61'3	61'2	61'0	60'9	60'8	60'7	60'7	60'6	60'5	60'4	60'7	61'62
60'9	60'8	60'4	60'2	60'2	60'2	60'1	60'0	60'0	59'9	59'8	60'0	60'77
60'7	60'4	60'4	60'3	60'3	60'2	59'9	59'8	59'7	59'5	59'5	59'7	60'69
60'2	60'0	60'0	59'9	59'8	59'7	59'5	59'5	59'5	59'4	59'5	59'6	60'16
60'3	60'2	60'0	60'0	59'9	59'8	59'6	59'7	59'7	59'6	59'5	59'8	60'39
61'4	61'2	60'9	60'6	60'4	60'3	60'3	60'2	60'1	59'9	60'0	60'1	61'01
61'5	61'3	61'2	61'1	61'0	60'9	60'7	60'5	60'4	60'2	60'3	60'8	61'51
61'7	61'2	61'0	60'8	60'4	60'1	60'0	59'8	59'7	59'6	59'8	60'1	61'45
63'0	62'6	62'3	62'1	62'0	61'9	61'7	61'7	61'5	61'5	61'3	61'7	62'72
62'2	62'1	61'8	61'4	61'3	61'2	61'2	61'2	61'2	61'2	61'2	61'4	62'09
61'0	61'0	61'0	60'9	60'8	60'6	60'4	60'4	60'3	60'2	60'3	60'4	61'53
61'5	61'3	61'2	61'2	61'1	61'0	61'0	60'9	60'8	60'7	60'8	60'9	61'45
61'8	61'7	61'4	61'3	61'2	61'2	61'2	61'2	61'1	61'0	61'0	61'0	61'70
61'1	61'0	60'8	60'7	60'5	60'3	60'2	60'2	60'1	60'1	60'2	60'7	60'99
61'72	61'56	61'40	61'28	61'14	61'07	60'94	60'89	60'81	60'72	60'76	60'98	61'69

VERTICAL FORCE.													
One Scale Division = '00083 parts of the V. F. Change in the Magnetic moment of the Bar for 1° Fah ^t . = '00002.													
Mean Göttingen Time.	0h.	1h.	2h.	3h.	4h.	5h.	6h.	7h.	8h.	9h.	10h.	11h.	
AUGUST.	1	46·7	47·1	47·5	47·6	47·5	47·3	46·9	46·7	46·7	46·7	46·3	
	2	46·6	46·1	46·1	46·1	46·1	46·1	46·1	46·1	46·0	45·9	45·6	
	3	45·5	45·4	45·4	45·6	45·8	46·1	46·1	46·9	46·6	46·5	46·4	
	4	—	—	—	—	—	—	—	—	—	—	—	
	5	45·2	45·2	45·2	44·5	44·1	43·9	44·3	44·7	44·8	44·8	44·7	44·2
	6	44·8	44·9	45·1	45·1	45·2	45·0	45·0	45·2	45·7	45·5	45·4	45·4
	7	46·9	47·0	47·3	47·3	47·1	47·1	47·1	47·4	47·3	47·3	46·9	46·9
	8	47·7	48·0	48·0	48·0	48·0	47·9	47·2	47·3	47·3	47·0	46·9	46·9
	9	46·5	46·3	46·4	46·6	46·6	46·8	46·8	47·2	47·2	47·2	47·1	47·1
	10	47·8	48·4	48·2	48·2	48·4	48·3	48·3	48·1	46·4	46·1	46·1	46·1
	11	—	—	—	—	—	—	—	—	—	—	—	—
	12	47·1	46·6	46·9	47·7	48·3	48·5	48·9	49·1	49·1	49·1	48·9	48·8
	13	49·6	49·4	50·0	50·0	50·0	50·0	49·9	49·9	49·3	49·2	49·0	48·7
	14	47·2	47·2	47·5	47·5	47·5	47·5	47·7	47·7	47·7	47·5	47·1	47·1
	15	49·1	49·5	49·5	49·2	49·6	49·6	49·3	49·2	48·8	48·6	48·4	48·2
	16	46·4	46·2	46·3	46·3	46·5	47·1	47·4	47·4	47·4	47·3	47·2	47·2
	17	46·6	46·9	47·5	47·8	47·8	47·9	48·3	46·0	45·9	45·7	45·7	45·3
	18	—	—	—	—	—	—	—	—	—	—	—	—
	19	44·6	44·6	44·9	44·9	45·1	45·5	46·0	46·5	46·4	46·2	46·2	45·9
	20	45·0	45·3	45·3	45·3	47·4	47·6	47·7	47·5	47·5	47·3	47·3	47·1
	21	48·1	48·1	47·7	47·5	47·1	47·7	47·4	47·4	47·4	47·3	47·2	47·1
	22	47·7	47·7	47·2	46·9	46·5	46·2	46·2	46·4	46·4	46·2	46·2	46·1
	23	47·4	47·5	48·2	48·0	47·6	47·2	47·0	46·7	46·7	46·5	45·9	45·9
	24	47·2	47·6	47·6	47·8	47·8	47·6	47·4	47·4	47·3	47·0	46·9	46·9
	25	—	—	—	—	—	—	—	—	—	—	—	—
	26	45·6	46·0	46·5	46·9	47·6	47·6	47·3	47·6	47·5	47·2	46·9	46·8
	27	46·6	47·3	47·6	48·2	48·0	48·0	48·0	48·0	47·8	47·5	47·2	47·1
	28	46·4	46·8	47·2	47·8	47·9	48·0	47·9	48·0	48·0	47·9	47·3	47·3
	29	47·3	47·7	48·3	48·3	48·3	48·0	48·0	47·9	47·6	47·4	47·2	47·2
	30	45·8	46·3	46·6	47·0	46·8	46·5	46·5	46·6	46·6	46·6	45·4	46·2
	31	46·2	47·1	47·4	47·6	47·6	47·3	46·8	46·4	46·3	46·2	46·0	46·0
Sept. 1	—	—	—	—	—	—	—	—	—	—	—	—	
Hourly Means	46·73	46·89	47·09	47·17	47·27	47·27	47·24	47·23	47·10	46·95	46·74	46·65	
TEMPERATURE OF THE VERTICAL FORCE MAGNET.													
AUGUST.	1	61·3	61·7	62·2	62·3	62·3	62·3	62·3	62·7	63·0	62·7	62·7	62·4
	2	61·0	61·0	61·0	61·2	61·4	61·4	61·4	61·2	61·0	60·9	60·8	60·7
	3	60·0	60·3	60·5	60·7	60·8	60·8	60·9	60·8	60·9	60·8	60·6	60·3
	4	—	—	—	—	—	—	—	—	—	—	—	—
	5	59·7	59·9	60·3	60·4	60·6	60·7	60·7	60·4	60·3	60·2	60·2	60·1
	6	59·5	60·1	60·5	61·2	61·4	61·6	61·6	61·6	61·4	61·3	61·1	60·9
	7	60·0	60·6	61·3	61·7	62·0	62·0	61·8	61·7	61·5	61·5	60·8	60·6
	8	60·3	60·8	61·1	61·3	61·4	61·4	61·3	61·3	61·2	61·1	61·0	61·0
	9	60·3	60·5	60·7	60·9	61·2	61·4	61·4	61·3	61·2	61·1	61·0	61·0
	10	60·5	60·8	61·2	61·8	62·1	62·3	62·4	62·4	62·3	62·2	62·0	61·8
	11	—	—	—	—	—	—	—	—	—	—	—	—
	12	61·8	62·1	62·7	63·3	63·9	64·3	64·2	64·2	64·2	64·0	63·9	63·6
	13	62·7	63·0	63·3	63·4	63·8	64·3	64·1	63·9	63·6	63·4	63·0	62·9
	14	61·8	61·9	62·2	62·5	62·7	62·8	62·8	62·7	62·5	62·2	61·9	61·7
	15	61·2	61·7	62·3	62·5	62·6	62·7	62·3	62·0	61·8	61·6	61·3	61·2
	16	60·4	60·8	61·1	61·3	61·5	61·7	61·4	61·4	61·2	61·1	60·8	60·7
	17	59·8	60·2	60·3	60·8	61·2	61·3	61·4	61·4	61·4	61·1	61·0	60·7
	18	—	—	—	—	—	—	—	—	—	—	—	—
	19	59·7	59·9	60·3	60·7	61·1	61·4	61·3	61·3	61·2	61·0	60·9	60·6
	20	59·4	59·6	60·2	60·8	61·1	61·4	61·3	61·3	61·0	60·7	60·5	60·2
	21	59·5	59·6	59·8	60·0	60·3	60·4	60·4	60·4	60·2	60·0	59·7	59·6
	22	58·8	59·0	59·2	59·3	59·6	59·8	59·8	59·7	59·5	59·2	59·1	59·0
	23	58·4	58·6	58·8	58·9	59·0	59·2	59·3	59·3	59·1	59·0	58·8	58·6
	24	58·5	58·9	59·3	60·0	60·3	60·4	60·5	60·4	60·1	59·9	59·6	59·3
	25	—	—	—	—	—	—	—	—	—	—	—	—
	26	58·7	59·3	59·8	60·2	60·6	60·9	60·8	60·7	60·6	60·2	60·0	59·9
	27	58·7	59·0	59·4	59·7	60·2	60·4	60·6	60·6	60·1	60·0	59·7	59·6
	28	59·6	60·1	60·6	61·1	61·3	61·4	61·5	61·4	61·1	61·0	60·5	60·2
	29	59·7	60·0	60·3	60·8	60·9	61·1	60·9	60·8	60·7	60·4	60·3	60·1
	30	59·6	59·9	60·3	60·6	61·0	61·0	60·9	60·7	60·5	60·3	60·0	60·1
	31	60·2	60·5	60·9	61·3	61·3	61·4	61·6	61·4	61·4	61·4	61·3	60·7
Sept. 1	—	—	—	—	—	—	—	—	—	—	—	—	
Hourly Means	60·04	60·36	60·73	61·06	61·32	61·47	61·44	61·37	61·22	61·05	60·83	60·65	

VERTICAL FORCE.

One Scale Division = '00083 parts of the V. F. Change in the Magnetic moment of the Bar for 1° Fah° = '00002.

12h.	13h.	14h.	15h.	16h.	17h.	18h.	19h.	20h.	21h.	22h.	23h.	Daily and Monthly Means.
Sc. Div. 46'3	Sc. Div. 46'4	Sc. Div. 46'4	Sc. Div. 46'4	Sc. Div. 46'2	Sc. Div. 46'1	Sc. Div. 45'8	Sc. Div. 45'6	Sc. Div. 46'0	Sc. Div. 46'5	Sc. Div. 46'5	Sc. Div. 46'8	Sc. Div. 46'61
45'2	45'3	45'2	45'2	45'2	45'1	45'1	45'1	45'1	44'9	44'9	45'4	45'59
—	—	—	—	—	—	—	—	—	—	—	—	45'86
46'2	46'2	46'2	46'2	46'1	46'0	45'7	45'2	45'5	45'0	44'8	45'1	45'61
44'2	44'2	44'0	44'0	44'0	43'6	43'6	43'5	43'6	44'2	44'2	44'4	44'29
45'2	44'9	45'0	45'0	44'8	44'8	44'6	44'5	44'6	45'0	45'2	46'6	45'10
46'9	46'6	46'5	46'5	46'5	46'5	46'4	46'4	46'5	46'9	47'1	47'2	46'90
46'9	46'8	46'7	46'6	46'6	46'6	46'0	46'3	46'6	46'2	46'3	46'8	47'02
47'0	47'0	46'9	46'9	46'9	46'9	46'4	46'3	46'3	46'3	46'8	47'5	46'79
—	—	—	—	—	—	—	—	—	—	—	—	47'27
47'1	47'2	47'2	47'2	47'2	47'2	46'4	46'3	46'7	47'1	47'2	47'2	47'27
48'4	48'2	48'4	48'4	48'2	48'2	47'8	48'4	48'3	47'9	48'1	48'8	48'25
48'6	48'6	48'4	48'3	48'3	48'3	48'2	47'9	47'6	47'6	47'7	47'3	48'82
47'4	47'4	47'4	47'4	47'3	47'0	46'9	46'9	46'9	48'2	48'6	49'0	47'48
48'0	48'0	47'8	47'8	47'6	47'8	47'8	47'7	47'7	46'5	46'6	46'5	48'28
47'0	46'9	46'9	46'6	46'6	46'5	46'3	46'3	46'6	46'6	47'5	47'5	46'83
—	—	—	—	—	—	—	—	—	—	—	—	45'91
45'2	45'0	45'0	45'0	45'0	45'0	45'0	44'5	44'5	44'4	45'9	46'0	45'91
45'9	45'7	45'4	45'4	45'2	45'2	45'2	45'4	45'4	45'3	45'1	45'0	45'46
47'0	46'8	46'4	46'4	46'4	46'2	46'2	46'1	46'4	46'8	47'4	47'8	46'67
46'9	46'6	46'6	46'6	46'5	46'5	46'4	46'0	46'0	46'2	47'1	47'6	47'04
46'1	45'6	45'6	45'9	45'9	45'7	45'6	45'3	45'7	43'2	46'7	46'7	46'28
45'8	45'8	45'9	45'9	45'8	45'8	46'0	45'9	45'9	45'8	46'4	46'9	46'52
—	—	—	—	—	—	—	—	—	—	—	—	46'82
46'7	46'5	46'6	46'6	46'6	46'6	46'7	46'5	46'3	45'4	45'2	45'4	46'82
46'7	46'7	46'5	46'5	46'5	46'4	46'4	46'3	46'3	46'4	46'5	46'5	46'72
47'0	47'0	47'0	47'0	47'0	47'0	47'2	46'8	46'6	46'0	46'1	46'1	47'17
47'1	47'1	47'1	47'1	47'0	47'0	46'6	46'5	46'2	46'5	46'8	46'9	47'18
46'9	46'9	46'9	46'7	46'8	46'8	46'7	46'7	47'0	45'1	45'5	46'3	47'15
45'7	45'8	45'8	45'8	45'9	45'8	45'7	45'8	45'1	45'2	45'2	45'6	46'01
—	—	—	—	—	—	—	—	—	—	—	—	46'12
45'3	45'3	45'2	45'2	44'9	44'8	44'7	44'8	45'0	46'7	47'1	47'1	46'12
46'54	46'46	46'41	46'39	46'33	46'27	46'13	46'04	46'09	46'10	46'39	46'67	46'67

TEMPERATURE OF THE VERTICAL FORCE MAGNET.

62'2	61'9	61'8	61'8	61'5	61'4	61'4	61'4	61'4	61'0	60'9	61'0	61'90
60'5	60'4	60'4	60'3	60'1	60'0	60'0	59'9	59'9	59'8	59'8	59'9	60'58
—	—	—	—	—	—	—	—	—	—	—	—	60'18
60'2	60'1	60'0	59'8	59'8	59'7	59'6	59'6	59'5	59'5	59'5	59'6	60'18
60'0	59'9	59'4	59'3	59'2	59'1	59'1	59'0	58'9	58'9	59'0	59'2	59'77
60'7	60'6	60'4	60'4	60'2	60'1	60'0	59'9	59'8	59'7	59'7	59'8	60'56
60'3	60'2	60'1	60'1	59'9	59'9	59'8	59'8	59'8	59'8	59'9	60'0	60'63
60'9	60'6	60'3	60'3	60'3	60'2	60'2	60'2	60'2	60'2	60'2	60'3	60'71
60'9	60'9	60'8	60'8	60'7	60'6	60'5	60'5	60'4	60'4	60'3	60'3	60'79
—	—	—	—	—	—	—	—	—	—	—	—	61'88
62'3	62'3	62'3	62'2	62'1	62'0	61'8	61'7	61'6	61'6	61'7	61'7	61'88
63'2	63'1	62'9	62'8	62'7	62'4	62'4	62'4	62'3	62'2	62'2	62'4	63'05
62'6	62'4	62'2	62'2	62'1	62'0	61'9	61'9	61'7	61'6	61'5	61'7	62'72
61'5	61'3	61'2	61'1	61'0	60'9	60'7	60'7	60'7	60'6	60'6	60'9	61'62
61'0	60'9	60'6	60'4	60'2	60'2	60'2	60'2	60'0	59'9	59'9	60'0	61'11
60'3	60'2	60'1	60'0	59'9	59'8	59'6	59'6	59'5	59'4	59'3	59'7	60'45
—	—	—	—	—	—	—	—	—	—	—	—	60'23
59'9	59'8	59'8	59'8	59'7	59'6	59'5	59'4	59'4	59'3	59'3	59'4	60'23
60'2	60'0	59'9	59'7	59'5	59'3	59'4	59'3	59'2	59'2	59'2	59'3	60'15
60'1	59'9	59'8	59'7	59'5	59'4	59'4	59'3	59'2	59'2	59'2	59'4	60'07
59'3	59'2	59'2	59'1	59'0	58'9	58'7	58'7	58'6	58'5	58'5	58'6	59'42
58'9	58'7	58'5	58'4	58'2	58'2	58'2	58'2	58'1	58'1	58'2	58'2	58'86
58'5	58'3	58'2	58'0	58'0	57'9	57'9	57'9	57'8	57'7	57'9	58'2	58'47
—	—	—	—	—	—	—	—	—	—	—	—	59'17
58'8	58'8	58'8	58'7	58'6	58'6	58'5	58'4	58'4	58'3	58'4	58'5	59'17
59'6	59'3	59'1	59'0	58'9	58'9	58'8	58'7	58'6	58'5	58'5	58'7	59'51
59'4	59'3	59'3	59'2	59'2	59'1	59'0	58'9	58'9	58'9	58'9	59'3	59'47
60'2	60'0	60'0	59'8	59'7	59'7	59'5	59'4	59'3	59'2	59'2	59'4	60'22
60'0	60'0	59'6	59'6	59'4	59'3	59'3	59'2	59'2	59'2	59'2	59'4	59'97
60'2	60'2	60'3	60'3	60'3	60'3	60'3	60'3	60'2	59'8	59'8	59'9	60'28
—	—	—	—	—	—	—	—	—	—	—	—	60'00
59'1	59'0	59'0	59'0	58'9	58'8	58'9	58'9	58'8	58'7	58'7	58'8	60'00
60'40	60'27	60'15	60'07	59'95	59'86	59'80	59'76	59'68	59'66	59'61	59'76	60'44

VERTICAL FORCE.													
One Scale Division = '00079 parts of the V. F. Change in the Magnetic moment of the Bar for 1° Fah. = '00002.													
Mean Göttingen Time.	0h.	1h.	2h.	3h.	4h.	5h.	6h.	7h.	8h.	9h.	10h.	11h.	
	Sc. Div.	Sc. Div.	Sc. Div.	Sc. Div.	Sc. Div.	Sc. Div.	Sc. Div.	Sc. Div.	Sc. Div.	Sc. Div.	Sc. Div.	Sc. Div.	
SEPTEMBER.	2	—	—	—	—	—	—	—	—	—	—	—	
	3	45·5	45·8	46·2	46·5	47·0	47·6	47·7	47·7	47·7	47·7	45·6	45·8
	4	50·0	50·6	50·9	51·3	50·9	50·8	50·7	50·8	50·6	49·7	49·5	49·5
	5	49·3	59·4	49·5	49·5	49·3	49·3	49·1	49·2	48·9	48·6	48·5	48·5
	6	48·1	48·3	48·2	48·2	47·9	47·9	47·5	47·5	47·3	47·2	47·3	47·3
	7	47·8	47·8	48·3	48·3	48·3	48·2	48·2	48·3	46·9	46·6	47·0	47·0
	8	—	—	—	—	—	—	—	—	—	—	—	—
	9	50·5	50·8	51·0	51·3	51·7	51·5	51·1	51·2	51·0	50·9	50·9	52·4
	10	54·5	54·5	55·8	55·6	55·5	55·0	55·0	56·3	55·6	55·5	54·9	54·9
	11	57·2	57·2	57·3	57·5	57·6	57·6	57·5	57·7	57·7	57·3	56·4	55·9
	12	52·6	52·6	53·0	53·5	53·5	53·6	53·4	53·5	53·5	53·3	53·2	52·9
	13	54·5	54·5	54·5	54·5	54·0	54·2	54·3	54·1	53·6	53·0	52·8	52·8
	14	53·6	53·6	53·8	54·1	54·2	54·2	53·9	54·1	54·1	53·8	53·8	53·8
	15	—	—	—	—	—	—	—	—	—	—	—	—
	16	55·1	54·8	55·3	55·3	55·3	55·3	55·0	54·7	54·6	54·2	54·2	54·0
	17	50·2	51·1	51·5	51·3	51·3	50·9	50·3	50·3	50·1	50·0	49·6	49·6
	18	49·5	49·7	50·0	50·7	50·6	50·9	50·6	50·6	50·6	50·5	50·6	50·8
	19	50·8	51·0	51·2	51·4	51·4	51·7	51·9	51·9	51·9	51·6	51·6	51·5
	20	51·3	51·1	52·6	53·3	53·5	53·5	53·6	53·3	52·8	52·5	52·4	52·6
	21	52·8	52·8	52·5	52·2	51·7	51·5	51·3	51·3	51·3	51·3	51·4	51·4
	22	—	—	—	—	—	—	—	—	—	—	—	—
	23	50·8	50·2	50·5	50·7	50·7	50·4	50·6	50·6	50·7	50·6	50·7	50·7
	24	50·6	50·9	51·8	52·7	52·8	52·9	52·7	52·7	52·3	52·0	51·9	51·6
	25	53·0	53·0	53·2	52·8	52·8	52·8	52·6	52·6	52·2	51·9	51·6	51·6
	26	51·8	52·3	52·5	52·4	52·1	52·0	52·0	51·6	50·7	50·9	50·7	51·1
	27	50·8	52·5	52·4	53·2	53·2	53·5	53·9	53·9	53·9	53·4	53·3	52·8
	28	52·5	53·5	54·4	55·3	56·2	56·9	56·9	57·0	57·0	56·4	55·7	55·2
	29	—	—	—	—	—	—	—	—	—	—	—	—
	30	54·3	54·1	54·0	54·4	54·7	55·0	55·2	55·2	55·2	54·9	54·8	54·2
	Hourly Means	51·55	51·75	52·10	52·33	52·34	52·38	52·29	52·34	52·09	51·82	51·60	51·58
TEMPERATURE OF THE VERTICAL FORCE MAGNET.													
	°	°	°	°	°	°	°	°	°	°	°	°	
SEPTEMBER.	2	—	—	—	—	—	—	—	—	—	—	—	
	3	59·3	59·3	59·5	59·7	60·0	60·2	60·2	60·1	60·0	59·9	59·7	59·5
	4	59·1	59·4	59·7	60·0	60·2	60·3	60·3	60·1	60·0	59·8	59·6	59·5
	5	59·3	59·7	59·9	60·3	60·4	60·4	60·5	60·4	60·2	60·0	59·8	59·7
	6	58·8	59·3	59·7	59·7	59·8	59·9	60·2	60·1	59·9	59·8	59·5	59·3
	7	58·8	58·9	59·2	59·3	59·7	59·7	59·8	59·9	59·8	59·6	59·5	59·3
	8	—	—	—	—	—	—	—	—	—	—	—	—
	9	59·4	59·8	60·1	60·6	60·8	60·8	60·8	60·9	60·7	60·5	60·2	60·2
	10	59·6	59·7	60·0	60·2	60·3	60·3	60·3	60·2	60·0	59·9	59·9	59·9
	11	59·4	59·8	59·9	60·3	60·7	60·8	60·7	60·4	60·2	60·0	59·8	59·6
	12	58·9	59·3	59·7	60·0	60·3	60·4	60·4	60·0	59·9	59·6	59·3	59·2
	13	58·7	59·3	59·7	59·9	59·9	59·8	59·9	59·8	59·7	59·4	59·3	59·1
	14	58·6	58·8	59·0	59·2	59·3	59·4	59·6	59·6	59·4	59·3	59·0	58·8
	15	—	—	—	—	—	—	—	—	—	—	—	—
	16	58·6	59·0	59·5	59·7	60·2	60·3	60·4	60·4	60·3	60·0	59·9	59·7
	17	59·8	59·9	60·1	60·3	60·5	60·5	60·3	60·3	60·0	59·9	59·8	59·6
	18	59·5	59·9	60·3	60·7	61·0	61·3	61·5	61·5	61·3	61·2	60·9	60·6
	19	60·4	60·8	61·3	61·7	62·2	62·3	62·0	62·0	61·9	61·6	61·3	61·2
	20	60·5	61·0	61·4	61·7	62·2	62·2	62·2	62·2	62·0	61·7	61·4	61·2
	21	69·4	60·8	61·0	61·1	61·3	61·3	61·5	61·3	61·1	61·0	60·8	60·7
	22	—	—	—	—	—	—	—	—	—	—	—	—
	23	60·3	60·4	60·7	61·0	61·3	61·3	61·2	61·2	61·0	60·9	60·8	60·7
	24	60·7	61·3	62·0	62·4	63·0	63·3	63·3	63·1	62·7	62·3	62·2	61·9
	25	60·8	61·1	61·4	61·7	62·0	62·1	62·3	62·1	61·9	61·8	61·5	61·2
	26	60·6	61·2	61·5	61·9	62·0	62·4	62·5	62·2	62·3	62·2	62·1	62·1
	27	61·4	62·1	63·0	63·7	64·4	65·1	65·2	65·3	64·9	64·5	64·2	63·8
	28	63·1	64·1	65·2	66·3	67·3	67·9	67·9	67·8	67·3	66·8	66·3	65·5
	29	—	—	—	—	—	—	—	—	—	—	—	—
	30	62·3	63·6	64·0	64·4	65·0	65·3	65·5	65·3	64·9	64·6	64·2	63·8
	Hourly Means	59·97	60·35	60·74	61·07	61·41	61·55	61·60	61·51	61·31	61·09	60·87	60·67

VERTICAL FORCE.

One Scale Division = '00079 parts of the V. F. Change in the Magnetic moment of the Bar for 1° Fah. = '00002.

12h.	13h.	14h.	15h.	16h.	17h.	18h.	19h.	20h.	21h.	22h.	23h.	Daily and Monthly Means.
Sc. Div.	Sc. Div.	Sc. Div.	Sc. Div.	Sc. Div.	Sc. Div.	Sc. Div.	Sc. Div.	Sc. Div.	Sc. Div.	Sc. Div.	Sc. Div.	Sc. Div.
—	—	—	—	—	—	—	—	—	—	—	—	—
46·0	45·8	45·8	46·0	46·1	46·1	46·3	48·6	49·0	48·7	49·3	49·8	47·01
49·0	49·2	49·4	49·4	49·4	49·4	49·0	49·1	49·5	47·1	48·5	48·5	49·70
48·5	48·5	48·3	48·3	48·3	48·2	48·1	48·1	48·5	47·8	47·8	48·1	48·65
47·3	47·3	47·2	46·9	46·9	46·9	46·6	47·0	47·0	47·0	47·6	47·8	47·42
—	—	—	—	—	—	—	—	—	—	—	—	—
47·7	47·7	47·9	47·9	47·8	47·6	47·6	47·6	47·4	48·8	50·3	50·3	47·97
52·6	52·8	53·0	53·2	53·4	53·4	53·4	53·1	52·3	53·8	53·9	54·7	52·25
54·9	55·2	55·3	55·0	55·0	55·0	54·8	54·8	54·8	55·7	55·8	55·8	55·22
55·6	55·5	55·3	55·2	55·1	55·1	55·3	56·5	51·6	51·6	52·6	52·2	55·77
52·9	52·9	52·8	52·8	52·9	52·7	52·7	52·8	52·8	52·8	53·5	53·4	53·07
52·6	52·6	52·6	52·4	53·1	53·2	52·9	52·9	52·8	52·7	52·9	53·2	53·36
—	—	—	—	—	—	—	—	—	—	—	—	—
54·0	54·0	54·3	54·3	54·8	54·5	54·9	54·6	54·6	55·2	55·4	54·9	54·27
53·8	53·7	53·6	53·6	53·6	53·6	53·7	53·5	53·2	53·6	53·6	54·1	54·22
49·5	49·2	49·0	49·0	49·0	49·0	48·7	49·2	48·7	48·6	49·1	49·7	49·79
50·6	50·2	50·2	50·2	49·9	49·6	50·1	51·5	52·3	50·4	50·2	50·9	50·47
51·5	51·2	50·9	50·9	51·1	50·8	50·7	50·8	50·7	50·5	51·3	51·4	51·24
52·8	52·5	52·4	52·2	52·1	51·9	51·7	51·2	51·3	51·4	52·2	52·9	52·38
—	—	—	—	—	—	—	—	—	—	—	—	—
51·6	51·6	51·5	51·5	51·5	51·4	51·3	51·2	51·2	49·4	50·0	50·8	51·44
50·8	50·8	50·9	50·8	50·8	50·8	50·5	49·8	50·3	50·1	50·5	50·5	50·57
51·6	51·5	51·3	51·4	51·3	51·1	51·0	50·8	51·1	51·4	51·8	52·8	51·75
51·6	51·6	51·3	51·3	51·3	51·3	51·1	50·8	50·7	50·7	51·1	51·3	51·84
51·0	51·0	50·8	50·8	50·8	50·5	50·5	49·9	49·7	49·6	50·1	50·3	51·05
52·8	52·2	52·2	52·0	51·9	51·9	51·8	51·4	51·1	51·0	51·1	51·4	52·40
—	—	—	—	—	—	—	—	—	—	—	—	—
54·3	54·3	54·0	54·0	53·8	53·6	53·6	54·1	53·9	53·4	54·1	54·2	54·76
54·0	53·7	53·7	53·7	53·6	53·5	53·5	52·8	53·0	53·1	54·1	54·1	54·12
51·54	51·46	51·40	51·37	51·39	51·29	51·24	51·34	51·15	51·02	51·53	51·79	51·69

TEMPERATURE OF THE VERTICAL FORCE MAGNET.

°	°	°	°	°	°	°	°	°	°	°	°	°
59·3	59·2	59·1	59·0	58·9	58·8	58·7	58·7	58·7	58·7	58·7	58·8	59·33
59·3	59·3	59·3	59·2	59·1	59·0	58·0	58·9	58·9	58·8	58·7	58·9	59·43
59·5	59·3	59·3	59·2	59·1	59·1	59·0	58·9	58·9	58·8	58·8	58·8	59·55
59·2	59·2	59·1	59·0	58·8	58·7	58·7	58·7	58·7	58·7	58·7	58·7	59·26
—	—	—	—	—	—	—	—	—	—	—	—	—
59·5	59·3	59·3	59·2	59·1	59·1	59·0	59·0	59·0	59·0	58·9	59·1	59·29
60·0	59·9	59·8	59·8	59·7	59·6	59·5	59·5	59·4	59·4	59·4	59·5	60·01
59·8	59·7	59·3	59·3	59·2	59·2	59·2	59·2	59·1	59·0	58·9	59·0	59·63
59·4	59·2	59·2	59·0	58·9	58·7	58·7	58·6	58·4	58·4	58·3	58·6	59·46
59·0	58·9	58·8	58·7	58·6	58·5	58·3	58·2	58·1	58·0	58·0	58·2	59·09
59·0	58·9	58·7	58·6	58·3	58·3	58·2	58·1	58·0	58·0	58·1	58·4	58·96
—	—	—	—	—	—	—	—	—	—	—	—	—
58·6	58·6	58·5	58·5	58·4	58·3	58·2	58·2	58·2	58·0	57·9	58·3	58·74
59·4	59·2	59·1	59·0	58·9	58·9	58·7	58·7	58·7	58·7	58·8	59·0	59·38
59·3	59·3	59·2	59·2	59·1	59·0	59·0	58·9	58·9	58·8	58·9	59·2	59·57
60·4	60·2	60·2	60·1	60·0	60·0	59·7	59·7	59·7	59·6	59·7	59·9	60·37
61·1	60·8	60·7	60·4	60·2	60·2	60·2	60·2	60·2	59·9	59·7	59·9	60·92
61·0	60·9	60·7	60·3	60·3	60·3	60·3	60·2	60·2	60·2	60·1	60·2	61·02
—	—	—	—	—	—	—	—	—	—	—	—	—
61·0	60·8	60·7	60·5	60·4	60·4	60·4	60·3	60·2	60·1	60·0	60·2	60·72
60·6	60·3	60·3	60·2	60·2	60·1	60·0	60·0	60·0	59·9	60·0	60·2	60·52
61·6	61·4	61·2	61·0	61·0	60·9	60·8	60·7	60·7	60·5	60·5	60·6	61·63
61·2	61·0	60·9	60·7	60·4	60·2	60·4	60·2	60·2	60·2	60·0	60·3	61·07
61·9	61·5	61·3	61·1	60·9	60·7	60·5	60·3	60·2	60·1	60·2	60·7	61·35
63·4	63·1	62·7	62·4	62·2	62·0	61·9	61·8	61·6	61·5	61·6	62·2	63·08
—	—	—	—	—	—	—	—	—	—	—	—	—
64·3	64·0	63·9	63·7	63·4	63·3	63·4	63·3	63·1	63·0	62·8	62·9	64·86
63·7	63·4	63·3	63·1	63·1	63·0	62·9	62·7	62·7	62·7	62·9	63·3	63·78
60·48	60·31	60·19	60·05	59·92	59·85	59·77	59·71	59·66	59·58	59·57	59·79	60·46

VERTICAL FORCE.												
One Scale Division = '00079 parts of the V. F. Change in the Magnetic moment of the Bar for 1° Fah°. = '00002.												
Mean Göttingen Time. } OCTOBER.	0h.	1h.	2h.	3h.	4h.	5h.	6h.	7h.	8h.	9h.	10h.	11h.
	Sc. Div.	Sc. Div.	Sc. Div.	Sc. Div.	Sc. Div.	Sc. Div.	Sc. Div.	Sc. Div.	Sc. Div.	Sc. Div.	Sc. Div.	Sc. Div.
1	54.4	54.9	55.5	56.5	57.2	57.4	57.3	57.1	57.3	56.7	56.2	56.0
2	54.1	54.3	54.6	55.0	55.6	56.0	55.9	55.9	56.2	56.1	55.9	55.4
3	53.5	53.3	53.5	53.9	54.2	54.4	54.4	54.2	53.9	53.9	53.6	53.4
4	52.7	53.3	53.9	54.1	54.8	54.9	54.9	54.9	54.4	53.9	53.9	53.5
5	53.6	53.7	53.7	53.7	54.0	54.2	54.2	53.9	53.3	53.3	52.9	52.9
6	—	—	—	—	—	—	—	—	—	—	—	—
7	52.2	51.9	51.9	51.7	51.7	51.2	50.8	50.6	50.3	50.3	50.4	50.6
8	49.2	49.6	50.0	50.1	50.2	50.0	50.0	50.0	50.0	50.0	50.0	48.4
9	48.4	48.7	49.0	49.4	49.6	49.6	49.2	49.2	49.2	49.1	48.9	48.9
10	49.3	49.3	49.4	49.7	49.9	50.2	50.2	50.0	49.6	49.4	49.4	49.3
11	49.2	49.5	49.8	50.0	50.1	50.6	50.2	49.7	50.4	49.4	49.1	49.2
12	48.6	48.6	48.9	49.5	49.8	49.8	49.8	50.0	49.8	49.5	49.2	49.2
13	—	—	—	—	—	—	—	—	—	—	—	—
14	48.8	47.9	48.4	48.4	49.2	49.4	49.3	49.4	49.6	49.4	48.8	48.6
15	47.8	48.3	48.7	49.0	49.1	48.9	49.1	48.3	48.1	48.0	47.8	47.6
16	46.3	46.7	47.0	47.1	47.5	47.3	47.8	47.8	47.7	47.5	47.4	46.7
17	47.0	47.4	48.0	48.7	48.7	48.6	48.4	48.5	48.7	48.2	48.1	47.8
18	47.8	48.0	47.9	47.5	47.5	49.3	48.7	48.7	48.7	48.7	48.7	48.7
19	48.1	47.8	48.0	48.4	48.4	48.7	48.5	48.4	48.5	48.5	48.4	48.4
20	—	—	—	—	—	—	—	—	—	—	—	—
21	48.6	48.8	49.3	50.1	50.4	50.5	50.4	50.5	48.0	48.0	46.8	46.9
22	48.7	48.9	49.8	50.9	51.4	51.4	51.3	51.6	50.9	50.8	50.3	50.0
23	49.5	49.6	51.1	51.7	52.6	52.6	53.0	53.0	52.2	51.7	51.2	50.9
24	49.3	49.8	50.0	50.1	51.3	51.4	51.3	51.3	51.1	50.7	50.5	50.8
25	49.2	49.0	49.5	49.5	49.9	50.2	50.1	50.0	49.7	49.7	49.9	49.9
26	48.4	48.5	48.9	49.5	49.5	49.6	49.5	49.7	49.5	49.5	49.2	49.0
27	—	—	—	—	—	—	—	—	—	—	—	—
28	47.9	48.2	48.6	48.6	49.3	—	—	—	—	—	—	—
29	49.7	49.6	49.7	50.2	49.8	50.8	51.8	51.6	51.4	51.2	51.1	50.5
30	49.1	49.0	49.4	49.8	50.0	50.2	50.6	51.3	51.0	51.0	50.6	50.6
31	—	—	—	—	—	—	—	—	—	—	—	—
Hourly Means	49.67	49.79	50.17	50.50	50.83	51.09	51.07	51.02	50.78	50.58	50.33	50.13

TEMPERATURE OF THE VERTICAL FORCE MAGNET.												
OCTOBER.	0h.	1h.	2h.	3h.	4h.	5h.	6h.	7h.	8h.	9h.	10h.	11h.
1	64.0	64.8	65.7	66.3	66.9	67.1	67.2	66.7	66.6	66.2	65.9	65.5
2	63.8	64.2	64.6	64.8	65.5	65.8	65.8	65.6	65.7	65.7	65.3	64.9
3	63.0	63.2	63.4	63.9	64.3	64.5	64.2	64.6	64.4	64.0	63.7	63.4
4	63.4	64.2	64.9	65.4	66.1	66.4	66.6	66.0	65.4	65.2	64.9	64.5
5	63.4	63.8	64.3	64.7	64.8	64.9	64.9	64.7	64.5	64.3	63.9	63.6
6	—	—	—	—	—	—	—	—	—	—	—	—
7	61.9	62.3	62.5	62.6	62.9	63.0	62.8	62.7	62.5	62.2	62.0	61.9
8	61.3	61.4	61.7	61.8	62.3	62.4	62.3	62.2	62.1	61.9	61.8	61.6
9	61.2	61.5	61.8	62.1	62.3	62.2	62.0	62.0	61.9	61.6	61.3	61.3
10	60.8	61.1	61.5	61.9	62.2	62.3	62.3	62.2	62.0	61.8	61.6	61.3
11	61.0	61.4	61.7	62.1	62.3	62.7	62.7	62.5	62.2	62.1	61.9	61.7
12	61.3	61.6	62.1	62.4	62.7	62.9	62.7	62.7	62.4	62.2	62.1	61.9
13	—	—	—	—	—	—	—	—	—	—	—	—
14	60.9	61.1	61.5	61.9	61.9	61.9	61.8	61.8	61.7	61.4	61.2	61.2
15	60.5	60.9	61.2	61.1	61.2	61.3	61.4	61.3	61.0	60.7	60.4	60.2
16	59.8	60.2	60.6	61.1	61.3	61.4	61.2	61.0	60.7	60.3	60.3	60.4
17	59.5	59.9	60.3	60.7	61.2	61.4	61.3	61.3	61.1	60.9	60.6	60.2
18	59.9	60.2	60.6	60.9	60.8	61.0	61.1	61.1	60.9	60.6	60.3	60.2
19	60.0	60.8	61.3	61.7	61.9	62.3	62.1	62.0	61.9	61.5	61.3	61.1
20	—	—	—	—	—	—	—	—	—	—	—	—
21	61.6	61.7	62.0	62.5	62.9	62.7	63.0	63.2	63.0	62.5	62.2	62.0
22	61.6	62.1	63.3	63.5	63.7	63.8	63.9	63.7	63.5	63.2	63.0	62.4
23	61.8	62.4	62.9	63.8	64.6	65.1	65.4	65.4	65.2	64.5	64.1	63.8
24	62.9	63.6	64.2	64.4	65.2	65.3	65.3	65.0	64.8	64.2	63.8	63.7
25	62.0	62.4	62.8	63.0	63.3	63.3	63.2	63.0	62.8	62.4	62.8	62.4
26	61.3	61.5	61.9	62.2	62.3	62.3	62.3	62.4	62.4	62.3	61.9	61.7
27	—	—	—	—	—	—	—	—	—	—	—	—
28	61.3	61.6	61.8	62.2	62.4	—	—	—	—	—	—	—
29	60.8	61.2	61.3	61.6	61.7	62.0	62.0	62.0	61.7	61.4	61.2	61.2
30	60.3	60.6	60.9	61.1	61.4	61.6	61.6	61.6	61.4	61.3	61.2	61.0
31	—	—	—	—	—	—	—	—	—	—	—	—
Hourly Means	61.51	61.91	62.34	62.68	63.00	63.18	63.16	63.07	62.87	62.58	62.35	62.12

VERTICAL FORCE.

One Scale Division = '00079 parts of the V. F. Change in the Magnetic moment of the Bar for 1° Fah. = '00002.

12h.	13h.	14h.	15h.	16h.	17h.	18h.	19h.	20h.	21h.	22h.	23h.	Daily and Monthly Means.
Sc. Div.	Sc. Div.	Sc. Div.	Sc. Div.	Sc. Div.	Sc. Div.	Sc. Div.	Sc. Div.	Sc. Div.	Sc. Div.	Sc. Div.	Sc. Div.	Sc. Div.
55'6	55'6	54'9	54'8	54'8	54'7	54'6	54'4	54'2	53'7	53'8	54'1	55'49
54'9	54'6	54'6	54'6	54'6	54'4	54'1	53'6	52'7	52'9	53'6	53'7	54'72
53'1	53'1	53'0	52'9	52'9	52'9	52'7	52'5	52'5	52'1	52'1	52'1	53'25
53'5	53'4	53'2	53'0	52'8	52'7	52'6	52'7	52'8	52'7	53'2	53'4	53'55
—	—	—	—	—	—	—	—	—	—	—	—	—
51'5	51'5	51'5	50'6	50'4	50'4	50'8	50'5	50'6	51'1	51'6	51'7	52'32
50'6	50'4	50'1	50'3	50'2	50'0	49'8	49'6	49'6	49'7	49'9	49'4	50'55
48'7	48'9	49'0	48'9	48'9	48'9	48'5	48'7	47'9	47'8	47'8	48'5	49'17
48'9	48'9	49'4	49'3	49'4	49'3	49'1	48'6	48'7	48'6	49'1	49'3	49'07
49'3	49'4	49'6	49'6	49'4	49'3	49'2	48'7	48'7	48'3	49'0	49'2	49'39
49'2	49'2	49'2	49'2	49'2	49'2	48'8	48'8	49'0	48'9	49'3	48'8	49'42
—	—	—	—	—	—	—	—	—	—	—	—	—
48'7	48'7	48'8	48'9	49'0	49'1	48'8	49'0	49'6	48'7	48'5	49'2	49'15
48'7	48'8	48'8	48'9	48'9	48'9	48'9	48'7	48'2	48'2	48'4	48'4	48'79
47'5	47'5	47'2	47'2	47'2	47'3	47'3	47'0	47'0	47'0	47'0	46'3	47'76
46'9	47'3	46'5	46'7	46'8	46'8	46'9	46'9	46'7	46'7	46'7	47'0	47'03
46'3	46'3	46'3	46'3	46'3	46'1	46'1	46'1	46'3	48'3	48'6	48'7	47'49
48'7	48'7	48'4	48'2	48'2	47'8	47'9	47'9	47'3	47'4	47'8	47'8	48'18
—	—	—	—	—	—	—	—	—	—	—	—	—
48'9	48'9	48'8	48'5	48'3	47'9	47'9	48'1	48'6	48'3	48'2	48'3	48'37
46'5	46'5	46'3	46'4	46'1	46'0	45'9	45'2	44'9	48'0	47'9	48'2	47'76
49'9	49'9	49'6	49'4	49'3	49'2	48'9	48'9	48'7	48'8	49'0	48'9	49'85
51'0	50'2	50'0	49'9	49'9	49'9	49'8	49'2	49'2	49'2	49'7	49'3	50'68
50'6	50'6	50'4	50'2	50'2	49'9	49'9	49'7	49'3	48'9	48'7	49'1	50'21
49'7	49'6	49'5	49'5	49'4	49'3	49'1	49'1	48'8	48'8	48'8	48'6	49'45
—	—	—	—	—	—	—	—	—	—	—	—	—
50'8	48'2	49'2	49'3	49'3	49'1	48'9	48'9	48'9	48'2	48'0	48'2	49'07
—	—	—	51'5	51'5	51'6	51'2	51'2	49'5	50'2	49'9	49'9	49'94
51'4	51'4	51'0	50'7	50'7	50'7	50'6	50'5	50'6	49'8	49'7	49'0	50'56
50'6	50'6	50'6	50'6	50'3	50'3	50'4	50'5	49'9	49'6	49'1	49'1	50'17
—	—	—	—	—	—	—	—	—	—	—	—	—
50'06	49'93	49'84	49'82	49'77	49'68	49'57	49'42	49'24	49'30	49'44	49'47	50'05

TEMPERATURE OF THE VERTICAL FORCE MAGNET.

65'4	65'2	64'7	64'3	64'1	63'9	63'7	63'7	63'5	63'3	63'3	63'4	65'06
64'6	64'2	63'9	63'7	63'4	63'2	63'2	63'1	63'0	62'8	62'8	62'8	64'27
63'2	63'2	63'1	62'9	62'8	62'7	62'5	62'4	62'4	62'3	62'4	62'9	63'32
64'2	64'0	63'7	63'3	63'2	63'1	63'0	62'9	62'7	62'7	62'7	63'0	64'21
—	—	—	—	—	—	—	—	—	—	—	—	—
62'4	62'3	62'3	62'2	62'0	62'0	61'9	61'9	61'7	61'7	61'7	61'8	63'15
61'7	61'6	61'6	61'5	61'4	61'3	61'2	61'2	61'1	61'0	61'0	61'1	61'87
61'3	61'2	61'2	61'2	61'0	60'8	60'7	60'7	60'6	60'5	60'5	60'8	61'39
61'2	61'1	61'0	61'0	60'9	60'8	60'7	60'6	60'5	60'4	60'4	60'7	61'27
61'2	61'2	61'1	61'1	60'9	60'9	60'7	60'6	60'5	60'4	60'6	60'7	61'29
61'4	61'3	61'2	61'1	60'9	60'8	60'9	60'7	60'6	60'5	60'6	61'0	61'47
—	—	—	—	—	—	—	—	—	—	—	—	—
61'0	61'0	60'9	60'9	60'9	60'8	60'7	60'7	60'6	60'5	60'4	60'7	61'50
61'2	61'2	60'9	60'8	60'6	60'4	60'4	60'3	60'2	60'2	60'2	60'2	61'04
60'0	59'9	59'7	59'5	59'3	59'2	59'3	59'2	59'0	59'0	59'0	59'3	60'15
60'2	60'0	59'6	59'5	59'3	59'3	59'2	59'2	59'0	59'0	59'0	59'2	60'03
60'1	60'0	59'9	59'8	59'7	59'4	59'4	59'3	59'1	59'0	59'0	59'4	60'10
60'1	60'0	59'3	59'2	59'2	59'1	59'1	59'1	58'9	58'9	59'1	59'4	59'96
—	—	—	—	—	—	—	—	—	—	—	—	—
61'0	60'9	60'8	60'7	60'6	60'6	61'3	61'0	—	60'7	60'9	61'3	61'20
61'6	61'4	61'2	61'0	60'9	60'7	60'6	60'4	60'4	60'3	60'7	61'1	61'65
62'0	61'8	61'5	61'3	61'2	61'1	61'1	61'0	60'9	60'9	61'2	61'4	62'21
63'3	63'1	62'7	62'4	62'2	62'2	62'0	61'8	61'7	61'7	61'7	62'2	63'17
63'5	63'2	62'8	62'5	62'2	62'2	62'0	61'9	61'7	61'7	61'8	61'8	63'32
62'3	62'0	61'8	61'6	61'4	61'3	61'2	61'1	60'9	60'9	60'7	61'0	62'07
—	—	—	—	—	—	—	—	—	—	—	—	—
61'5	61'4	61'3	61'4	61'4	61'3	61'2	61'1	60'9	60'9	60'9	61'0	61'62
—	—	—	61'0	60'9	60'8	60'7	60'7	60'5	60'4	60'2	60'5	61'07
61'1	61'1	60'8	60'6	60'3	60'2	60'2	60'1	60'0	60'0	60'0	60'1	60'94
60'8	60'4	60'3	60'3	60'1	60'0	59'9	59'9	59'7	59'7	59'6	59'7	60'60
—	—	—	—	—	—	—	—	—	—	—	—	—
61'85	61'71	61'49	61'34	61'18	61'08	61'03	60'95	60'80	60'75	60'78	61'02	61'84

VERTICAL FORCE.													
One Scale Division = '00090 parts of the V. F. Change in the Magnetic moment of the Bar for 1° Fah. = '00002.													
Mean Göttingen Time. }	0h.	1h.	2h.	3h.	4h.	5h.	6h.	7h.	8h.	9h.	10h.	11h.	
	Sc. Div.	Sc. Div.	Sc. Div.	Sc. Div.	Sc. Div.	Sc. Div.	Sc. Div.	Sc. Div.	Sc. Div.	Sc. Div.	Sc. Div.	Sc. Div.	
NOVEMBER.	1	—	—	—	—	—	—	—	—	—	—	—	
	2	—	—	—	—	—	—	—	—	—	—	—	
	3	—	—	—	—	—	—	—	—	—	—	—	
	4	—	—	—	—	—	—	—	—	—	—	—	
	5	—	—	—	—	—	—	—	—	—	—	—	
	6	—	—	—	—	—	—	—	—	—	—	—	
	7	47'4	47'6	47'9	48'1	48'6	48'4	48'4	48'8	49'0	48'6	48'5	48'5
	8	47'7	48'0	48'2	48'4	48'5	48'7	48'5	48'8	48'9	48'8	49'4	49'3
	9	48'0	—	43'4	49'3	49'4	49'1	49'2	49'1	48'9	48'7	48'4	48'5
	10	—	—	—	—	—	—	—	—	—	—	—	—
	11	47'1	47'2	49'4	49'1	49'2	49'4	49'5	49'0	48'9	48'9	48'6	48'7
	12	46'7	46'7	47'3	47'8	48'4	49'1	48'9	49'4	49'0	48'7	48'4	48'2
	13	48'1	48'5	49'1	49'4	50'1	50'1	49'9	49'9	49'6	49'4	49'1	48'9
	14	48'7	49'1	49'6	49'4	50'1	50'4	50'3	50'0	50'0	50'1	50'1	49'8
	15	48'6	48'7	49'1	49'6	50'0	50'0	49'9	49'8	49'6	49'2	49'1	49'1
	16	48'9	48'7	48'7	49'1	49'3	50'2	50'4	50'6	50'6	50'6	50'5	50'6
	17	—	—	—	—	—	—	—	—	—	—	—	—
	18	48'5	48'8	49'3	49'9	49'9	49'9	49'9	49'8	49'7	49'4	49'3	49'0
	19	47'7	48'2	48'6	48'9	49'0	49'2	49'4	49'5	49'8	50'5	50'4	50'4
	20	50'0	50'5	50'4	50'4	50'5	50'6	50'7	50'6	50'3	50'0	50'2	49'8
	21	49'6	49'8	49'7	49'9	50'2	50'5	50'5	50'0	50'0	49'6	49'5	49'1
	22	49'5	49'5	49'9	50'3	40'5	50'9	50'9	50'6	49'9	50'2	50'4	50'4
	23	50'1	50'1	50'1	50'3	50'6	50'7	50'7	50'6	50'4	49'9	49'7	49'7
	24	—	—	—	—	—	—	—	—	—	—	—	—
	25	50'1	50'0	50'2	50'6	50'6	50'6	50'6	50'6	50'5	50'3	49'8	49'6
	26	47'3	47'1	47'4	47'4	47'8	47'8	48'3	48'2	48'0	48'0	47'8	47'5
	27	46'9	46'7	46'8	47'1	47'6	47'9	47'8	47'6	47'1	46'9	46'9	46'7
	28	48'4	48'4	48'4	48'1	48'9	49'3	49'6	49'6	49'5	49'5	48'6	48'2
	29	47'3	47'2	47'6	48'1	48'3	48'9	48'7	48'8	48'7	48'2	48'2	48'0
	30	47'2	47'3	47'3	47'6	47'4	47'6	47'6	49'3	49'8	49'6	49'2	48'8
Dec. 1	—	—	—	—	—	—	—	—	—	—	—	—	
Hourly Means	48'28	48'40	48'49	48'99	49'28	49'49	49'51	49'55	49'44	49'29	49'15	48'99	
TEMPERATURE OF THE VERTICAL FORCE MAGNET.													
	°	°	°	°	°	°	°	°	°	°	°	°	
NOVEMBER.	1	—	—	—	—	—	—	—	—	—	—	—	
	2	—	—	—	—	—	—	—	—	—	—	—	
	3	—	—	—	—	—	—	—	—	—	—	—	
	4	—	—	—	—	—	—	—	—	—	—	—	
	5	—	—	—	—	—	—	—	—	—	—	—	
	6	—	—	—	—	—	—	—	—	—	—	—	
	7	61'2	61'3	61'7	62'0	62'0	62'2	62'2	62'1	62'0	61'9	61'5	61'4
	8	61'0	61'1	61'5	61'9	62'3	62'3	62'4	62'4	62'2	62'0	61'9	61'5
	9	61'3	—	62'0	62'2	62'3	62'4	62'4	62'3	62'0	61'8	61'4	61'5
	10	—	—	—	—	—	—	—	—	—	—	—	—
	11	61'0	61'5	62'0	62'4	63'0	63'0	62'6	62'5	62'2	62'0	61'8	61'4
	12	60'9	61'4	61'8	62'4	62'9	63'0	63'1	63'0	62'7	62'3	62'0	61'8
	13	61'3	61'9	62'7	63'4	64'0	64'0	63'6	63'8	63'3	62'9	62'2	62'3
	14	61'7	62'4	62'9	63'4	64'2	64'2	64'2	64'0	63'6	63'2	62'9	62'7
	15	61'9	62'3	63'0	63'4	63'7	63'7	63'5	63'3	63'0	62'8	62'6	62'3
	16	61'6	61'9	62'1	62'4	63'0	63'4	63'4	63'3	63'4	63'3	63'1	62'8
	17	—	—	—	—	—	—	—	—	—	—	—	—
	18	61'7	62'3	62'9	63'5	64'0	64'2	64'1	63'9	64'1	63'3	63'1	62'6
	19	61'9	62'4	62'9	63'4	63'9	64'0	64'1	64'0	64'0	63'5	63'3	63'0
	20	62'5	63'1	63'7	63'9	64'0	64'1	64'0	63'8	63'7	63'2	62'9	62'7
	21	62'3	62'9	63'4	63'7	63'8	63'9	64'0	63'9	63'5	63'1	62'9	62'5
	22	61'4	61'8	62'3	62'9	63'4	63'5	63'8	63'8	63'5	63'4	63'4	63'2
	23	61'7	61'9	62'4	62'9	63'1	63'2	63'4	63'0	62'9	62'7	62'3	62'1
	24	—	—	—	—	—	—	—	—	—	—	—	—
	25	61'8	62'1	62'4	62'7	62'9	63'4	63'4	63'4	63'4	63'0	62'4	62'1
	26	61'6	62'0	62'4	63'1	63'4	63'5	63'5	63'4	63'1	62'8	62'6	62'4
	27	62'0	62'3	63'0	63'3	63'3	63'4	63'2	62'9	62'8	62'4	62'3	62'1
	28	61'2	61'5	61'8	62'4	63'1	63'1	63'3	63'2	63'0	62'7	62'2	62'0
	29	61'4	61'8	62'3	63'0	63'4	63'8	63'6	63'3	63'2	62'9	62'7	62'7
	30	62'4	62'9	63'2	63'6	64'2	64'5	64'6	64'9	64'7	64'4	64'2	63'7
Dec. 1	—	—	—	—	—	—	—	—	—	—	—	—	
Hourly Means	61'61	62'04	62'49	62'95	63'33	63'47	63'45	63'34	63'16	62'84	62'56	62'32	

VERTICAL FORCE.

One Scale Division = .00090 parts of the V. F. Change in the Magnetic moment of the Bar for 1° Fah! = .00002.

12h.	13h.	14h.	15h.	16h.	17h.	18h.	19h.	20h.	21h.	22h.	23h.	Daily and Monthly Means.
—	—	—	—	—	—	—	—	—	—	—	—	—
—	—	—	—	—	—	—	—	—	—	—	—	—
—	—	—	—	—	—	—	—	—	—	—	—	—
—	—	—	—	—	—	—	—	—	—	—	—	—
—	—	—	—	—	—	—	—	—	—	—	—	—
48·5	48·6	48·6	48·5	48·4	48·4	48·4	48·4	48·0	47·9	48·0	48·0	48·31
49·2	49·4	49·4	49·3	49·3	49·2	49·2	49·2	47·8	47·8	47·4	49·4	48·74
—	—	—	—	—	—	—	—	—	—	—	—	—
48·7	48·3	48·2	48·1	48·1	48·2	48·2	48·2	48·2	47·7	47·1	47·1	48·18
48·8	48·6	48·6	48·6	48·7	48·8	48·8	48·8	48·1	47·1	47·2	47·1	48·51
48·2	48·5	48·4	48·4	48·1	48·1	48·1	48·4	48·2	48·1	48·1	48·1	48·22
48·9	48·9	48·8	48·9	48·7	48·7	48·7	48·5	48·0	48·1	48·1	48·4	48·95
49·7	49·6	49·7	49·5	49·4	49·0	49·0	48·8	48·9	48·4	48·6	48·1	49·43
48·8	48·8	48·8	48·8	48·7	49·4	49·4	49·2	49·6	49·5	49·4	49·2	49·26
—	—	—	—	—	—	—	—	—	—	—	—	—
50·0	50·0	49·6	49·6	49·5	49·6	49·4	49·2	49·5	49·5	49·3	48·4	49·66
49·0	49·0	48·8	48·5	48·5	48·4	48·4	47·7	47·7	47·7	48·1	47·9	48·88
50·2	50·2	50·0	50·0	50·0	49·7	49·7	49·6	50·3	49·6	49·7	49·7	49·59
49·7	49·6	49·6	49·5	49·2	49·4	49·1	48·5	48·6	48·6	48·9	49·3	49·75
49·1	49·3	49·1	49·1	48·6	48·6	48·6	48·6	48·6	47·3	49·4	49·5	49·34
50·3	49·9	50·0	49·9	49·7	49·6	49·5	49·5	49·7	50·0	50·0	50·0	50·05
—	—	—	—	—	—	—	—	—	—	—	—	—
49·1	49·2	49·2	49·2	49·1	49·0	48·8	49·7	47·1	50·1	50·0	50·0	49·72
49·4	49·4	49·2	49·2	49·2	48·1	48·7	48·8	48·6	47·6	47·8	47·7	49·47
47·5	47·5	47·3	47·3	47·3	47·3	47·4	47·6	47·7	47·5	46·3	46·3	47·48
46·7	46·8	47·1	47·1	47·0	47·0	46·7	48·6	47·8	47·9	48·3	48·2	47·30
48·3	48·3	48·4	48·4	48·2	48·2	48·4	48·5	48·8	47·2	47·5	47·4	48·50
48·0	48·0	48·0	48·0	48·0	48·0	48·0	48·0	47·7	47·5	47·3	47·3	47·99
—	—	—	—	—	—	—	—	—	—	—	—	—
48·0	48·0	47·5	47·1	47·1	47·4	47·1	47·1	46·9	47·4	47·5	47·5	47·80
48·86	48·85	48·78	48·71	48·61	48·58	48·55	48·61	48·37	48·21	48·29	48·31	48·82

TEMPERATURE OF THE VERTICAL FORCE MAGNET.

—	—	—	—	—	—	—	—	—	—	—	—	—
—	—	—	—	—	—	—	—	—	—	—	—	—
—	—	—	—	—	—	—	—	—	—	—	—	—
—	—	—	—	—	—	—	—	—	—	—	—	—
—	—	—	—	—	—	—	—	—	—	—	—	—
—	—	—	—	—	—	—	—	—	—	—	—	—
61·4	61·3	61·2	61·1	60·9	60·9	60·8	60·7	60·6	60·5	60·5	60·6	61·33
61·4	61·2	61·0	60·9	60·8	60·7	60·6	60·6	60·4	60·4	60·4	61·0	61·33
—	—	—	—	—	—	—	—	—	—	—	—	—
60·7	60·6	60·4	60·3	60·2	60·2	60·0	59·9	59·8	59·9	59·9	60·4	61·04
61·2	61·2	61·0	61·0	60·9	60·8	60·6	60·5	60·3	60·3	60·3	60·3	61·41
61·5	61·4	61·2	61·1	61·0	60·9	60·7	60·7	60·6	60·5	60·6	60·8	61·59
62·1	62·0	61·6	61·4	61·2	61·2	61·1	61·0	60·8	60·8	61·0	61·5	62·13
62·4	62·2	62·0	61·9	61·7	61·5	61·4	61·4	61·2	61·2	61·2	61·4	62·45
62·2	62·2	62·1	61·9	61·5	61·5	61·5	61·4	61·2	61·1	61·1	61·5	62·28
—	—	—	—	—	—	—	—	—	—	—	—	—
61·4	61·2	61·2	61·1	61·0	61·0	60·9	60·9	60·7	60·7	61·0	61·1	61·91
62·7	62·5	62·0	62·0	61·8	61·7	61·6	61·5	61·5	61·4	61·5	61·7	62·57
62·8	62·6	62·4	62·2	62·0	62·0	61·9	61·9	61·7	61·7	61·7	62·4	62·74
62·6	62·3	62·2	62·2	62·1	62·1	61·9	61·9	61·7	61·7	61·7	62·0	62·75
62·4	62·2	62·0	61·9	61·7	61·7	61·5	61·4	61·2	61·1	61·2	61·2	62·47
63·0	62·9	62·8	62·6	62·5	62·2	61·9	61·7	61·4	61·3	61·3	61·4	62·56
—	—	—	—	—	—	—	—	—	—	—	—	—
62·2	62·0	61·9	61·8	61·8	61·7	61·4	61·4	61·2	61·2	61·2	61·4	62·12
61·9	61·7	61·5	61·4	61·4	61·2	61·1	61·1	60·9	60·9	61·0	61·2	62·01
62·1	62·0	61·7	61·6	61·4	61·3	61·3	61·2	61·2	61·1	61·2	61·4	62·14
62·0	61·7	61·5	61·5	61·3	61·2	61·1	61·1	60·9	60·8	60·7	60·8	61·98
61·8	61·7	61·6	61·4	61·4	61·3	61·2	61·2	61·0	60·9	60·9	61·1	61·87
62·7	62·5	62·5	62·5	62·4	62·4	62·3	62·2	62·2	61·9	61·9	62·3	62·58
—	—	—	—	—	—	—	—	—	—	—	—	—
62·8	62·6	62·4	62·3	62·1	62·0	62·0	61·9	61·7	61·7	61·9	62·1	63·03
62·06	61·90	61·72	61·62	61·48	61·40	61·28	61·22	61·06	61·00	61·06	61·31	62·11

VERTICAL FORCE.													
One Scale Division = '00090 parts of the V. F. Change in the Magnetic moment of the Bar for 1° Fah. = '00002.													
Mean Göttingen Time.	0h.	1h.	2h.	3h.	4h.	5h.	6h.	7h.	8h.	9h.	10h.	11h.	
DECEMBER.	2	Sc. Div. 47'4	Sc. Div. 47'2	Sc. Div. 47'1	Sc. Div. 47'3	Sc. Div. 47'4	Sc. Div. 47'9	Sc. Div. 47'9	Sc. Div. 48'0	Sc. Div. 48'1	Sc. Div. 47'8	Sc. Div. 47'6	47'4
	3	48'4	48'6	49'4	49'7	50'0	50'3	50'7	50'7	49'8	49'6	49'6	49'3
	4	47'4	47'5	47'5	47'9	48'7	49'0	49'0	49'3	49'4	49'3	49'3	48'7
	5	49'2	45'9	47'5	47'5	47'6	48'1	48'3	48'2	48'2	48'2	48'2	48'3
	6	46'2	46'4	46'6	46'9	47'1	47'2	47'2	47'1	46'1	45'8	45'7	45'5
	7	47'7	48'2	48'3	48'7	48'9	49'0	48'9	48'8	48'4	48'1	48'1	48'1
	8	—	—	—	—	—	—	—	—	—	—	—	—
	9	48'5	48'5	48'5	48'2	48'3	48'3	48'3	48'2	47'7	47'7	47'1	47'0
	10	46'3	43'1	43'1	44'1	44'7	46'9	46'9	46'9	46'9	46'7	46'6	46'4
	11	45'8	45'9	46'2	46'8	47'4	48'2	48'1	48'2	47'9	47'7	47'6	47'4
	12	45'3	45'8	46'4	46'7	47'2	47'8	47'9	48'0	48'2	47'8	46'8	46'3
	13	46'2	47'3	47'6	48'0	48'8	49'5	49'6	49'7	49'1	48'5	48'1	47'8
	14	47'2	47'3	47'3	47'5	48'7	49'3	49'4	49'8	49'3	49'4	48'8	49'1
	15	—	—	—	—	—	—	—	—	—	—	—	—
	16	47'7	47'3	47'5	47'5	47'5	47'5	47'7	48'4	48'2	48'3	48'2	48'1
	17	48'1	48'1	47'9	47'9	47'8	47'8	45'8	45'9	45'7	45'7	45'7	45'7
	18	48'4	48'4	48'5	48'8	48'8	48'7	48'9	49'1	49'2	49'4	49'1	48'7
	19	47'7	48'1	48'4	48'6	49'0	49'6	49'7	49'4	49'5	49'3	48'6	48'1
	20	46'9	47'5	47'5	47'8	48'4	48'6	48'5	48'1	48'3	48'0	48'4	47'7
	21	45'8	46'5	47'1	47'2	47'1	47'0	46'6	46'4	46'4	45'9	45'8	45'6
	22	—	—	—	—	—	—	—	—	—	—	—	—
	23	46'3	46'7	46'7	47'5	47'6	47'5	47'4	47'1	46'8	46'6	46'5	46'4
	24	46'0	46'5	46'9	46'7	46'9	46'8	46'5	46'5	46'7	46'7	46'7	46'7
	25	—	—	—	—	—	—	—	—	—	—	—	—
	26	45'4	45'8	46'1	46'4	46'4	46'2	46'1	46'5	46'1	45'9	45'9	45'9
	27	44'4	44'7	45'2	45'7	45'7	46'1	46'0	46'0	46'1	46'1	45'9	45'6
	28	44'8	45'1	46'0	46'5	46'5	46'9	47'0	47'3	47'6	47'3	47'0	47'0
	29	—	—	—	—	—	—	—	—	—	—	—	—
	30	45'3	45'7	45'9	46'9	46'8	46'9	46'9	47'1	46'6	46'6	46'7	46'6
	31	47'8	48'2	48'4	48'3	48'3	48'3	48'3	48'3	48'5	48'4	48'6	48'5
	Hourly Means	46'81	46'81	47'10	47'40	47'66	47'98	47'90	47'96	47'79	47'63	47'46	47'28
TEMPERATURE OF THE VERTICAL FORCE MAGNET.													
DECEMBER.	2	62°3	62°4	62°6	62°7	63°0	63°0	63°2	63°3	63°1	62°9	62°7	62°6
	3	62°4	63°0	63°8	64°2	64°4	64°8	64°8	64°8	64°6	64°1	63°8	63°4
	4	62°9	63°3	63°5	63°8	64°3	64°5	64°5	64°2	63°9	63°5	63°4	63°1
	5	62°4	63°1	63°8	64°1	64°7	64°7	64°7	64°4	64°2	63°7	63°6	63°4
	6	62°7	63°2	63°6	64°0	64°2	64°3	64°1	64°3	64°1	64°0	63°5	63°2
	7	62°9	63°6	64°1	64°5	64°8	64°9	64°8	64°7	64°7	64°3	64°1	63°8
	8	—	—	—	—	—	—	—	—	—	—	—	—
	9	62°6	62°9	63°3	63°4	63°7	63°9	64°2	64°1	63°9	63°8	63°5	63°2
	10	62°3	62°7	63°3	63°8	64°2	64°3	64°2	64°0	63°8	63°6	63°4	63°1
	11	62°7	63°1	63°5	63°9	64°3	64°5	64°5	64°5	64°4	64°2	63°8	63°6
	12	63°4	64°1	64°9	65°3	65°4	66°4	66°5	66°7	66°5	66°3	65°5	65°2
	13	64°6	65°4	66°4	67°4	68°0	68°4	68°4	68°3	68°0	67°3	66°9	66°4
	14	64°4	64°9	65°4	66°3	66°5	66°9	66°8	66°8	67°0	66°7	66°4	66°3
	15	—	—	—	—	—	—	—	—	—	—	—	—
	16	64°2	64°5	64°7	64°9	65°3	65°8	65°7	65°4	65°4	65°2	65°0	64°8
	17	64°0	64°5	65°2	65°2	65°4	65°4	65°3	65°2	65°0	64°8	64°7	64°3
	18	64°4	64°8	65°3	65°7	66°2	66°3	66°7	66°7	66°5	66°1	65°9	65°4
	19	64°3	64°8	65°4	66°2	66°5	67°3	67°3	67°3	67°0	66°6	66°3	66°0
	20	65°0	65°4	66°5	66°3	66°8	67°1	67°0	66°9	66°5	66°3	65°9	65°9
	21	64°7	64°8	65°5	66°0	66°4	66°5	66°4	66°2	65°9	65°7	65°3	65°2
	22	—	—	—	—	—	—	—	—	—	—	—	—
	23	64°4	65°1	65°5	65°7	65°9	65°9	65°5	65°4	65°2	65°0	64°8	64°7
	24	64°4	64°9	65°2	65°2	65°3	65°2	65°2	65°2	65°0	64°9	64°8	64°7
	25	—	—	—	—	—	—	—	—	—	—	—	—
	26	63°2	63°4	63°7	64°3	64°3	64°3	64°4	64°4	64°3	64°1	64°0	63°8
	27	63°0	63°4	63°9	64°5	65°2	65°4	65°3	65°2	64°9	64°8	64°5	64°2
	28	63°3	63°7	64°3	65°3	65°9	66°4	66°7	66°3	65°9	65°5	65°4	65°0
	29	—	—	—	—	—	—	—	—	—	—	—	—
	30	64°5	64°9	65°3	65°5	65°8	65°9	66°1	66°1	65°9	65°5	65°3	65°0
	31	64°2	64°6	64°9	65°3	65°5	65°7	65°9	65°8	65°9	65°6	65°4	65°1
	Hourly Means	63°33	64°02	64°48	64°54	65°28	65°51	65°53	65°45	65°26	64°98	64°72	64°46

VERTICAL FORCE.

One Scale Division = '00090 parts of the V. F. Change in the Magnetic moment of the Bar for 1° Faht. = '00002.

12h.	13h.	14h.	15h.	16h.	17h.	18h.	19h.	20h.	21h.	22h.	23h.	Daily and Monthly Means.
Sc. Div. 47'4	Sc. Div. 47'4	Sc. Div. 47'2	Sc. Div. 47'1	Sc. Div. 46'8	Sc. Div. 46'8	Sc. Div. 46'9	Sc. Div. 46'9	Sc. Div. 43'0	Sc. Div. 44'6	Sc. Div. 39'6	Sc. Div. 48'1	Sc. Div. 46'79
49'0	48'8	48'8	48'7	48'7	48'3	48'0	47'9	47'9	47'6	47'2	47'1	48'92
48'6	48'3	47'9	47'9	47'5	47'5	47'5	47'5	48'5	48'6	47'8	48'3	48'29
47'7	47'7	46'9	47'4	47'4	47'4	47'1	47'1	46'9	46'1	45'5	45'7	47'42
45'5	45'4	45'4	45'3	45'1	44'7	44'7	47'0	46'4	46'7	46'9	47'5	46'18
—	—	—	—	—	—	—	—	—	—	—	—	47'92
48'0	47'6	47'5	47'2	47'3	47'3	47'3	46'8	47'1	46'9	47'8	48'2	47'47
47'0	46'9	46'9	47'2	47'2	47'3	46'9	46'9	46'9	46'7	46'5	46'5	45'87
46'3	46'3	46'0	46'0	45'8	45'8	45'8	46'3	46'6	46'3	45'4	45'7	46'75
47'3	47'2	47'0	46'8	46'7	46'5	46'5	46'2	45'9	44'9	44'8	45'0	46'22
46'1	45'8	45'5	45'5	45'4	45'3	45'3	45'2	44'9	45'0	45'5	45'5	47'42
47'4	47'2	47'2	46'7	46'7	46'5	46'3	46'0	45'2	45'2	46'8	46'8	48'12
—	—	—	—	—	—	—	—	—	—	—	—	47'60
48'8	48'7	48'3	47'9	47'5	47'3	47'3	47'3	47'0	46'7	43'5 ^a	46'8	46'48
48'2	48'0	47'7	47'6	47'5	47'4	47'3	47'8	46'4	46'4	46'6	47'6	48'19
45'6	45'3	45'3	45'2	45'1	45'1	45'1	46'8	46'9	47'1	47'6	48'4	47'19
48'5	48'8	48'6	48'3	47'8	47'8	47'4	46'2	46'7	46'5	46'7	47'2	48'04
48'1	48'1	48'0	47'8	47'6	47'6	47'6	47'6	46'6	45'7	45'8	46'4	47'19
47'7	47'3	47'4	47'0	46'8	46'7	46'6	46'3	45'4	44'8	45'3	45'6	45'74
—	—	—	—	—	—	—	—	—	—	—	—	46'52
44'5	44'4	44'4	44'5	44'2	43'7	44'0	46'4	46'4	45'7	46'0	46'1	46'55
46'4	46'4	46'4	46'4	46'4	46'3	46'1	46'1	46'1	45'9	45'4	45'5	45'72
46'4	46'6	46'6	46'5	46'5	46'5	46'3	46'3	46'4	46'3	46'3	46'8	45'52
—	—	—	—	—	—	—	—	—	—	—	—	46'67
45'8	45'7	45'8	45'6	45'6	45'5	45'5	44'9	44'9	45'6	45'0	44'8	46'54
45'5	45'5	45'4	45'3	45'3	44'6	44'6	45'3	45'8	46'5	45'9	45'4	47'88
—	—	—	—	—	—	—	—	—	—	—	—	47'04
47'9	47'3	47'4	47'4	47'2	46'9	46'7	46'8	45'8	45'8	46'1	45'8	47'04
46'5	46'5	45'8	45'5	45'5	45'2	45'2	48'8	47'0	47'6	47'5	47'8	47'88
48'3	48'2	47'5	47'5	47'4	47'2	47'2	47'2	46'7	47'0	47'5	47'5	47'88
47'14	47'02	46'84	46'73	46'60	46'45	46'37	46'70	46'30	46'25	46'06	46'64	47'04

TEMPERATURE OF THE VERTICAL FORCE MAGNET.

62°6	62°3	62°2	62°1	61°9	61°8	61°6	61°5	61°4	61°3	61°4	62°0	62°33
63°1	62°9	62°8	62°6	62°4	62°3	62°0	61°9	61°7	61°7	61°9	62°1	63°15
62°9	62°6	62°3	62°2	62°2	62°0	61°9	61°7	61°7	61°7	61°8	62°2	62°92
63°1	62°9	62°7	62°5	62°3	62°2	62°0	61°9	61°7	61°7	62°0	62°3	63°09
63°1	63°0	62°6	62°3	62°2	62°2	62°0	62°0	61°9	61°9	62°0	62°3	63°03
—	—	—	—	—	—	—	—	—	—	—	—	63°43
63°1	62°9	63°0	62°9	62°8	62°8	62°5	62°4	62°2	62°2	62°1	62°2	62°92
63°1	62°8	62°7	62°6	62°4	62°2	62°1	62°1	61°9	61°9	61°8	61°9	62°91
62°9	62°8	62°6	62°3	62°2	62°1	62°1	62°0	61°9	61°9	62°0	62°3	63°28
63°3	63°1	62°9	62°7	62°7	62°6	62°4	62°4	62°2	62°2	62°4	62°8	64°59
64°8	64°2	64°2	64°0	63°7	63°5	63°3	63°2	63°0	63°0	63°3	63°7	65°78
65°9	65°4	65°1	64°8	64°6	64°3	64°1	64°0	63°8	63°7	63°7	63°8	65°19
—	—	—	—	—	—	—	—	—	—	—	—	64°47
64°8	64°6	64°3	64°1	64°1	64°0	63°9	63°9	63°7	63°7	63°7	64°0	64°36
64°7	64°5	64°2	64°2	64°0	63°9	63°7	63°6	63°4	63°4	63°4	63°5	65°03
64°1	64°0	64°0	64°0	63°9	63°8	63°7	63°7	63°5	63°5	63°6	63°9	65°41
65°1	64°9	64°8	64°6	64°3	64°3	64°0	63°9	63°7	63°6	63°7	63°8	65°55
65°5	65°5	65°0	64°9	64°7	64°1	64°4	64°2	64°0	63°9	64°2	64°5	64°89
65°7	65°5	65°3	65°0	64°9	64°8	64°7	64°6	64°4	64°4	64°3	64°4	64°69
—	—	—	—	—	—	—	—	—	—	—	—	64°48
64°3	64°2	64°2	64°2	64°1	64°1	63°9	63°9	63°7	63°8	64°1	64°4	63°46
64°6	64°3	64°3	64°4	64°3	64°1	64°0	64°0	63°8	63°7	63°9	64°2	63°91
64°6	64°5	64°2	64°1	64°0	64°0	63°8	63°7	63°7	63°6	63°7	63°7	65°00
—	—	—	—	—	—	—	—	—	—	—	—	64°79
63°5	63°4	63°2	63°2	63°0	62°8	62°7	62°7	62°5	62°5	62°5	62°8	64°69
64°0	63°9	63°8	63°5	63°3	63°3	63°1	63°0	62°9	62°8	62°9	63°0	64°48
—	—	—	—	—	—	—	—	—	—	—	—	64°89
64°7	65°2	65°0	64°8	64°9	64°9	64°8	64°7	64°4	64°3	64°3	64°3	64°79
64°8	64°7	64°4	64°2	64°1	64°0	63°9	63°9	63°8	63°9	63°7	63°8	64°69
65°0	64°9	64°5	64°2	64°1	64°0	64°0	63°8	63°6	63°5	63°5	63°7	64°13
64°13	63°96	63°77	63°62	63°48	63°36	63°22	63°15	62°98	62°95	62°89	63°26	64°13

^a Not included in the means.

VERTICAL FORCE.												
One Scale Division = '00090 parts of the V. F. Change in the Magnetic moment of the Bar for 1° Fah°. = '00002.												
Mean Göttingen Time. } JANUARY.	0h.	1h.	2h.	3h.	4h.	5h.	6h.	7h.	8h.	9h.	10h.	11h.
1	47'4	47'8	48'1	48'2	48'2	48'2	48'2	48'2	47'7	47'7	47'7	46'9
2	46'6	46'9	47'1	46'9	47'2	47'2	47'2	47'2	47'7	47'3	46'8	46'7
3	47'0	47'4	47'6	47'7	47'7	47'6	47'5	47'5	48'5	48'4	48'3	48'3
4	47'6	47'6	48'1	48'1	48'6	48'6	49'0	49'0	49'2	49'0	48'9	48'8
5	—	—	—	—	—	—	—	—	—	—	—	—
6	46'1	46'0	45'6	45'8	46'3	46'8	46'9	46'9	48'2	48'5	48'4	48'3
7	47'4	48'2	48'7	48'7	48'7	48'9	49'2	49'2	48'8	48'4	48'1	47'8
8	46'7	46'7	46'7	47'6	48'3	48'8	49'8	49'8	47'8	47'3	46'9	46'6
9	45'4	45'6	46'3	46'7	47'6	48'0	48'0	47'8	47'1	46'8	46'4	46'4
10	46'7	46'8	47'4	47'9	48'6	48'8	48'9	48'2	47'2	47'1	46'7	46'8
11	45'6	45'9	45'9	46'1	46'2	46'2	45'8	45'8	45'6	45'6	45'4	45'3
12	—	—	—	—	—	—	—	—	—	—	—	—
13	43'8	44'1	44'5	45'1	45'3	45'3	45'8	45'8	45'8	45'7	45'1	45'1
14	43'9	44'0	44'1	44'2	44'2	44'2	44'3	44'5	44'5	44'3	44'2	44'2
15	44'3	45'0	45'4	44'7	43'9	44'0	44'1	44'0	44'1	44'5	44'7	44'8
16	43'1	43'5	44'1	44'4	44'6	44'9	45'0	45'1	45'1	45'9	46'0	46'0
17	43'3	43'4	43'9	44'2	44'0	43'9	44'0	44'5	44'5	44'5	44'5	44'6
18	43'9	44'0	44'4	44'5	44'5	45'0	45'3	45'5	45'4	45'1	45'1	44'9
19	—	—	—	—	—	—	—	—	—	—	—	—
20	43'8	44'0	44'5	44'8	45'2	45'5	45'8	45'4	45'9	45'5	45'3	44'9
21	43'5	43'7	43'9	44'1	44'2	44'6	45'2	44'8	44'8	43'9	43'4	43'4
22	43'8	44'2	44'6	45'1	45'4	45'7	46'0	45'9	46'0	45'9	45'8	45'8
23	43'9	44'6	45'4	45'7	46'4	46'7	46'8	46'8	46'8	46'3	46'0	44'6
24	43'0	43'9	45'3	46'1	46'5	46'8	47'4	47'3	47'4	47'1	47'1	46'8
25	44'4	44'5	44'7	45'6	46'1	46'4	46'6	46'4	46'0	46'2	46'0	45'8
26	—	—	—	—	—	—	—	—	—	—	—	—
27	42'7	43'2	43'5	43'7	43'7	44'1	44'1	44'3	44'4	44'1	44'1	44'0
28	43'4	43'4	43'7	44'5	45'5	46'0	46'1	46'3	46'3	46'0	45'6	46'2
29	46'0	45'9	46'1	46'1	46'6	47'0	47'0	47'1	47'6	47'1	46'5	44'6
30	45'0	45'0	45'0	45'0	45'3	45'6	45'9	45'6	45'6	45'3	45'1	45'0
31	43'5	43'7	44'5	45'3	45'6	45'6	45'7	45'4	45'4	45'1	44'7	44'5
Hourly Means	44'88	45'15	45'52	45'81	46'09	46'31	46'50	46'46	46'42	46'24	46'03	45'82

TEMPERATURE OF THE VERTICAL FORCE MAGNET.												
JANUARY.	0h.	1h.	2h.	3h.	4h.	5h.	6h.	7h.	8h.	9h.	10h.	11h.
1	64'0	64'4	64'8	65'1	65'4	65'9	66'2	66'0	66'0	65'6	65'4	65'1
2	64'4	65'0	65'3	65'7	66'1	66'4	66'3	66'2	66'0	65'7	65'3	65'0
3	64'0	64'7	65'3	65'9	66'3	66'5	66'5	66'5	66'3	65'9	65'6	65'4
4	64'8	65'4	65'7	66'3	66'8	67'0	67'1	67'1	66'9	66'5	66'3	66'1
5	—	—	—	—	—	—	—	—	—	—	—	—
6	64'4	64'8	65'1	65'5	66'2	66'4	66'4	66'4	66'3	66'0	65'8	65'3
7	64'5	65'1	65'6	65'9	66'3	66'8	67'0	67'2	67'2	66'8	66'6	66'2
8	65'4	66'3	67'2	68'0	68'4	68'7	68'8	68'7	68'4	68'1	67'7	67'5
9	66'2	66'8	67'3	68'0	68'4	68'6	68'8	68'5	68'2	67'9	67'4	67'5
10	66'0	66'5	67'0	67'2	67'5	67'6	67'8	67'5	67'3	67'0	66'7	66'5
11	65'5	66'0	66'1	66'3	66'4	66'7	66'7	66'6	66'4	66'2	66'0	65'8
12	—	—	—	—	—	—	—	—	—	—	—	—
13	64'7	65'3	65'9	66'4	67'1	67'1	67'2	67'2	66'8	66'4	66'0	65'8
14	64'8	65'0	65'3	65'7	65'9	66'0	66'1	65'9	65'8	65'6	65'4	65'2
15	64'4	64'7	64'9	65'2	65'3	65'4	65'6	65'6	65'5	65'3	65'2	65'1
16	64'7	65'4	66'1	66'5	67'1	67'4	67'4	67'4	67'1	66'9	66'5	66'2
17	64'9	65'2	65'7	66'4	66'7	66'9	67'0	67'1	66'9	66'6	66'3	66'0
18	64'8	65'2	65'3	65'7	65'9	66'3	66'4	66'4	66'2	66'1	65'7	65'4
19	—	—	—	—	—	—	—	—	—	—	—	—
20	63'9	64'1	64'5	65'0	65'4	65'6	65'5	65'4	65'3	65'2	65'0	64'9
21	64'5	64'9	65'5	66'0	66'3	66'5	66'4	66'4	66'3	66'0	65'5	65'2
22	64'9	65'4	65'9	65'9	66'3	66'3	66'4	66'4	66'2	65'9	65'8	65'9
23	65'1	65'7	66'2	66'7	67'2	67'4	67'4	67'4	67'3	67'0	66'7	66'2
24	64'8	65'2	65'7	66'6	67'2	67'6	67'8	67'9	68'0	68'0	67'8	67'2
25	65'7	66'2	66'7	67'3	67'4	67'5	67'4	67'3	67'2	67'0	66'8	66'7
26	—	—	—	—	—	—	—	—	—	—	—	—
27	65'4	65'9	66'4	66'6	66'9	67'0	67'0	66'9	66'8	66'7	66'4	66'2
28	65'5	66'5	66'7	67'2	67'7	68'0	68'2	68'1	68'2	67'9	68'2	68'0
29	65'8	66'2	66'6	67'2	67'5	67'8	67'9	67'9	68'3	68'4	68'2	67'8
30	65'4	66'0	66'4	66'9	67'4	67'9	68'2	68'2	68'0	67'5	67'3	66'9
31	65'8	66'5	67'1	67'6	68'1	68'4	68'3	68'2	68'0	67'7	67'3	67'0
Hourly Means	64'97	65'49	65'94	66'40	66'79	67'03	67'10	67'05	66'92	66'66	66'40	66'15

VERTICAL FORCE.

One Scale Division = '00090 parts of the V. F. Change in the Magnetic moment of the Bar for 1° Fah°. = '00002.

12h.	13h.	14h.	15h.	16h.	17h.	18h.	19h.	20h.	21h.	22h.	23h.	Daily and Monthly Means.
Sc. Div.	Sc. Div.	Sc. Div.	Sc. Div.	Sc. Div.	Sc. Div.	Sc. Div.	Sc. Div.	Sc. Div.	Sc. Div.	Sc. Div.	Sc. Div.	Sc. Div.
46'8	46'8	46'6	46'6	46'1	45'9	46'3	46'7	46'2	45'9	46'5	46'5	47'13
46'6	46'6	46'6	46'6	46'3	46'2	46'2	46'1	46'1	46'7	46'7	46'9	46'77
48'2	48'0	47'6	47'6	47'5	47'5	47'3	46'7	47'2	46'9	47'4	47'6	47'62
—	—	—	—	—	—	—	—	—	—	—	—	47'81
47'3	47'5	47'4	47'5	47'5	47'0	47'0	47'5	47'4	45'9	46'3	46'6	47'12
48'2	47'8	47'8	47'4	47'4	47'4	47'3	46'9	46'9	46'3	46'4	47'2	47'85
47'6	47'6	47'5	47'3	47'0	46'9	46'9	46'9	47'3	47'3	47'4	46'7	46'95
46'6	46'3	46'2	46'0	46'0	46'2	46'2	47'9	44'7	45'8	45'9	45'9	46'94
46'4	46'4	46'4	47'3	46'3	47'1	47'1	47'2	47'7	48'0	47'7	46'9	46'55
46'6	46'1	45'8	45'5	45'3	45'5	45'4	45'4	45'6	44'3	45'2	45'3	45'14
—	—	—	—	—	—	—	—	—	—	—	—	44'77
44'8	44'8	44'7	44'3	44'3	44'3	44'3	43'0	45'4	45'4	44'6	44'1	44'20
45'1	44'8	44'5	44'5	43'9	43'8	43'8	44'6	44'9	44'7	44'6	43'8	44'37
44'2	43'6	44'4	44'4	44'1	44'2	43'8	44'2	44'2	45'1	44'1	43'9	44'97
44'8	44'8	44'8	44'8	44'9	44'7	44'7	44'7	43'9	43'5	42'9	43'0	43'98
46'0	46'0	46'0	46'0	46'0	45'8	45'4	44'6	44'0	44'0	43'9	43'8	44'41
44'5	44'1	44'1	43'9	43'9	43'9	43'9	43'5	42'5	44'0	44'0	43'9	44'73
—	—	—	—	—	—	—	—	—	—	—	—	43'95
44'3	44'0	44'0	44'0	44'0	44'1	44'0	43'3	44'2	44'1	44'1	44'2	45'36
44'9	44'9	44'8	45'0	45'0	44'6	44'6	44'0	43'6	43'9	43'9	43'8	44'92
43'5	43'4	43'5	43'5	43'0	42'9	42'8	44'9	45'5	44'4	44'0	43'9	45'65
45'8	45'8	45'9	45'6	45'7	45'7	45'7	45'7	45'3	44'7	44'1	44'5	45'27
44'6	44'6	44'7	44'5	44'5	44'4	44'4	43'3	43'3	42'8	43'6	43'4	43'70
45'8	45'6	45'3	45'5	45'5	45'2	45'2	45'2	44'6	44'6	44'2	44'3	45'16
—	—	—	—	—	—	—	—	—	—	—	—	44'99
45'6	45'4	45'1	45'0	45'0	45'0	45'0	44'9	44'9	45'8	43'2	42'8	44'77
44'0	43'8	43'8	43'6	43'2	43'2	43'2	44'5	43'6	43'4	43'6	43'1	44'17
46'0	45'8	45'3	45'3	45'1	44'3	44'3	44'3	44'2	44'2	46'0	46'0	44'59
44'1	43'7	43'5	43'2	43'0	43'0	43'0	43'2	43'2	41'3	45'9	45'2	44'77
44'7	44'5	44'4	44'4	44'4	44'3	44'3	44'3	44'3	43'9	43'9	43'8	44'17
44'1	43'9	43'9	43'8	43'8	43'8	43'7	44'2	44'2	41'7	42'1	41'9	45'53
45'59	45'43	45'36	45'30	45'14	45'07	45'03	45'10	44'99	44'76	44'89	44'78	45'53

TEMPERATURE OF THE VERTICAL FORCE MAGNET.

64'9	64'7	64'6	64'5	64'3	64'2	63'9	63'8	63'7	63'7	63'7	64'0	64'75
64'8	64'6	64'5	64'4	64'4	64'3	64'2	64'0	63'7	63'6	63'6	63'7	64'88
65'2	65'1	64'9	64'8	64'5	64'4	64'5	64'4	64'2	64'2	64'2	64'4	65'15
—	—	—	—	—	—	—	—	—	—	—	—	65'24
64'6	64'6	64'5	64'3	64'3	64'1	64'0	63'9	63'7	63'7	63'9	64'1	64'95
65'0	64'9	64'6	64'3	64'2	64'0	63'9	63'9	63'7	63'7	63'9	64'2	65'60
65'8	65'5	65'2	65'1	64'9	64'8	64'8	64'7	64'5	64'5	64'6	64'8	66'86
67'0	66'7	66'4	66'3	66'1	66'0	65'7	65'5	65'4	65'4	65'4	65'6	67'27
67'2	67'1	67'1	67'1	67'0	66'9	66'9	66'7	66'4	66'3	66'2	65'9	66'24
66'4	66'1	65'8	65'7	65'4	65'2	65'3	65'2	65'0	64'9	65'0	65'2	65'44
—	—	—	—	—	—	—	—	—	—	—	—	65'61
65'3	65'2	65'0	64'9	64'8	64'8	64'4	64'4	64'2	64'2	64'2	64'4	65'03
65'4	65'3	65'3	65'2	65'1	65'0	64'8	64'7	64'5	64'4	64'5	64'6	64'76
65'1	65'0	64'8	64'7	64'6	64'6	64'4	64'2	64'1	64'0	64'1	64'4	65'90
65'0	65'0	64'7	64'5	64'3	64'2	64'1	64'1	63'9	63'9	64'0	64'4	65'71
66'0	65'9	65'8	65'5	65'3	65'2	65'2	65'1	64'9	64'7	64'7	64'7	64'91
65'8	65'6	65'5	65'4	65'3	65'2	65'0	64'9	64'7	64'6	64'7	64'7	64'55
—	—	—	—	—	—	—	—	—	—	—	—	65'22
64'5	64'4	64'2	64'2	64'1	64'0	64'0	63'9	63'8	63'7	65'8	63'8	65'62
64'7	64'5	64'4	64'3	64'2	64'1	63'9	63'9	63'7	63'7	63'9	64'2	65'77
65'1	65'0	65'0	64'9	64'9	64'8	64'5	64'5	64'2	61'2	64'3	64'5	66'28
65'8	65'8	65'8	65'7	65'5	65'5	65'4	65'2	64'8	64'7	64'7	64'8	66'15
66'0	65'6	65'3	65'0	64'9	64'8	64'7	64'5	64'4	64'3	64'3	64'4	65'78
66'8	66'5	66'2	65'8	65'6	65'4	65'3	65'2	65'0	64'9	65'0	65'3	66'93
—	—	—	—	—	—	—	—	—	—	—	—	66'57
66'0	65'9	65'7	65'5	65'4	65'2	65'2	65'2	65'0	65'0	65'0	65'3	66'38
65'9	65'5	65'4	65'2	65'1	65'0	64'9	64'7	64'6	64'5	64'7	65'1	66'69
67'7	67'3	67'2	67'1	66'9	66'3	66'0	65'8	65'5	65'4	65'4	65'5	65'78
67'4	66'8	66'2	66'1	65'7	65'5	65'4	65'2	64'9	64'9	64'9	65'1	66'93
66'4	66'3	66'0	65'9	65'7	65'6	65'4	65'2	65'1	65'0	65'1	65'4	66'57
66'7	66'3	66'3	66'2	66'0	65'9	65'7	65'6	65'5	65'4	65'4	65'5	66'38
—	—	—	—	—	—	—	—	—	—	—	—	66'69
65'79	65'60	65'42	65'28	65'13	65'00	64'87	64'76	64'56	64'50	64'56	64'74	65'71

VERTICAL FORCE.													
One Scale Division = '000913 parts of the V. F. Change in the Magnetic moment of the Bar for 1° Fah°. = '00002.													
Mean Göttingen Time.	0h.	1h.	2h.	3h.	4h.	5h.	6h.	7h.	8h.	9h.	10h.	11h.	
	Sc. Div.	Sc. Div.	Sc. Div.	Sc. Div.	Sc. Div.	Sc. Div.	Sc. Div.	Sc. Div.	Sc. Div.	Sc. Div.	Sc. Div.	Sc. Div.	
FEBRUARY.	1	—	—	—	—	—	—	—	—	—	—	—	
	2	—	—	—	—	—	—	—	—	—	—	—	
	3	—	—	—	—	—	—	—	—	—	—	—	
	4	51'0	50'8	51'1	51'2	51'5	51'9	52'3	52'5	52'3	51'9	51'6	51'3
	5	51'3	51'5	52'4	53'1	53'8	54'1	55'0	54'9	54'9	54'3	54'3	54'0
	6	53'7	54'4	54'7	55'0	55'1	55'0	52'6	52'6	52'5	52'1	52'0	51'6
	7	51'6	52'0	52'3	52'6	52'7	53'2	53'3	53'7	53'9	53'5	53'4	53'1
	8	51'4	51'9	52'4	52'6	53'0	53'6	54'2	54'2	54'3	53'5	53'3	52'7
	9	—	—	—	—	—	—	—	—	—	—	—	—
	10	50'9	50'9	51'1	52'2	52'7	53'2	50'6	50'4	50'1	49'7	49'7	49'1
	11	51'2	51'7	52'2	52'2	52'1	52'1	51'9	51'9	51'9	51'9	51'5	51'3
	12	50'7	50'7	51'3	52'1	52'1	52'1	52'3	52'4	52'4	51'9	51'9	51'8
	13	50'6	50'8	51'4	51'8	52'4	52'6	52'5	52'5	52'3	52'4	52'5	52'2
	14	50'9	51'0	51'0	51'0	51'0	51'3	51'8	51'9	52'1	52'0	51'3	51'0
	15	50'4	50'5	50'5	50'5	50'9	50'9	51'0	51'6	51'6	51'6	51'5	51'5
	16	—	—	—	—	—	—	—	—	—	—	—	—
	17	51'1	51'9	52'4	52'5	52'6	52'6	53'9	53'9	53'7	53'4	53'1	53'0
	18	53'0	53'2	53'6	53'9	54'5	54'8	55'1	52'9	53'1	52'8	52'2	51'9
	19	51'6	51'5	51'7	52'4	52'4	52'4	52'5	52'4	52'0	51'9	51'3	51'3
	20	51'1	51'1	51'1	51'5	51'9	52'4	52'4	52'3	52'2	51'7	51'5	51'5
	21	50'3	50'3	50'7	51'3	52'1	52'3	52'6	52'6	52'6	52'1	51'4	51'4
	22	50'0	50'6	51'3	51'4	51'5	51'3	51'2	51'2	51'2	51'1	51'2	51'0
	23	—	—	—	—	—	—	—	—	—	—	—	—
	24	48'7	48'6	48'6	49'1	49'5	50'0	50'1	50'2	49'6	49'4	49'6	49'3
	25	51'0	51'0	51'6	52'0	52'0	52'0	55'2	55'0	54'9	54'6	54'0	53'8
	26	51'9	51'9	51'9	52'0	52'1	51'9	51'9	51'7	52'0	51'9	51'9	51'9
	27	50'6	50'8	50'4	50'8	50'8	50'8	51'1	51'0	51'0	51'0	50'8	50'8
	28	50'9	51'0	51'2	51'1	51'1	51'0	50'9	51'0	50'9	50'9	50'4	50'5
Hourly Means	51'09	51'28	51'59	51'92	52'17	52'34	52'47	52'40	52'34	52'07	51'84	51'64	

TEMPERATURE OF THE VERTICAL FORCE MAGNET.													
	°	°	°	°	°	°	°	°	°	°	°	°	
FEBRUARY.	1	—	—	—	—	—	—	—	—	—	—	—	
	2	—	—	—	—	—	—	—	—	—	—	—	
	3	—	—	—	—	—	—	—	—	—	—	—	
	4	66'8	67'1	67'8	68'4	68'9	69'3	69'4	69'8	69'9	69'6	69'0	68'7
	5	67'0	67'6	68'3	69'0	69'9	70'3	70'6	70'6	70'7	70'2	69'9	69'1
	6	67'8	68'5	69'1	69'2	69'4	69'6	69'7	69'7	69'6	69'3	69'1	68'6
	7	67'9	68'2	68'7	69'1	69'5	69'7	69'8	69'6	69'4	69'2	69'0	68'7
	8	67'6	68'1	68'7	69'6	69'9	70'1	70'3	70'3	70'1	69'9	69'4	69'1
	9	—	—	—	—	—	—	—	—	—	—	—	—
	10	67'7	68'3	69'0	69'5	70'1	70'3	70'3	70'2	69'9	69'4	69'3	69'0
	11	67'9	68'4	69'3	69'7	70'2	70'3	70'5	70'6	70'5	70'2	69'8	69'4
	12	68'1	68'8	69'4	70'0	70'6	70'8	70'9	70'8	70'4	70'1	70'0	69'6
	13	68'1	68'3	68'8	69'4	70'1	70'4	70'8	70'7	70'7	70'3	69'7	69'4
	14	68'3	68'6	69'0	69'4	69'8	70'1	70'1	70'0	69'9	69'8	69'4	69'3
	15	68'0	68'2	68'5	68'6	68'8	68'9	69'2	69'0	68'9	68'7	68'3	68'0
	16	—	—	—	—	—	—	—	—	—	—	—	—
	17	68'1	68'3	68'8	69'3	69'8	69'9	69'9	69'8	69'6	69'4	69'1	68'8
	18	67'7	68'3	68'9	69'3	70'1	70'6	70'7	70'7	70'4	70'0	69'6	69'3
	19	68'3	68'7	69'3	69'5	69'9	70'1	70'1	70'1	69'9	69'5	69'2	68'9
	20	67'8	68'2	68'8	69'3	70'0	70'0	70'0	69'8	69'7	69'3	69'1	69'0
	21	67'4	67'8	68'4	68'8	69'4	69'7	70'0	69'9	70'1	70'2	70'0	69'9
	22	68'6	69'2	69'6	70'1	70'6	70'8	70'9	70'8	71'0	71'0	70'9	70'3
	23	—	—	—	—	—	—	—	—	—	—	—	—
	24	67'4	67'7	68'1	68'4	69'0	69'4	69'4	69'2	69'2	68'9	69'0	68'9
	25	68'0	68'4	69'1	69'7	69'9	70'1	70'3	70'3	70'0	69'9	69'4	69'2
	26	68'3	68'7	69'3	69'9	70'1	70'2	70'1	69'9	69'6	69'3	69'2	69'0
	27	67'8	67'9	68'1	68'3	68'5	68'9	68'8	68'8	68'8	68'5	68'4	68'1
	28	67'3	67'8	68'2	68'4	68'9	69'0	69'2	69'2	69'1	68'9	68'4	68'3
Hourly Means	67'81	68'23	68'78	69'22	69'70	69'93	70'05	69'99	69'88	69'62	69'33	69'03	

VERTICAL FORCE.

One Scale Division = '000913 parts of the V. F. Change in the Magnetic moment of the Bar for 1° Fah°. = '00002.

12h.	13h.	14h.	15h.	16h.	17h.	18h.	19h.	20h.	21h.	22h.	23h.	Daily and Monthly Means.
—	—	—	—	—	—	—	—	—	—	—	—	—
51'2	51'0	50'9	50'7	50'7	50'7	50'8	50'2	—	52'1	51'5	51'5	51'33
53'3	53'3	53'2	53'2	53'2	52'9	52'5	53'1	53'3	53'1	53'1	53'2	53'37
51'8	51'6	51'1	51'0	50'9	50'8	50'7	50'7	51'2	50'9	51'9	51'5	52'31
53'1	53'1	52'9	53'0	52'8	52'9	52'9	52'9	52'7	52'3	51'7	51'5	52'79
—	—	—	—	—	—	—	—	—	—	—	—	—
52'7	52'7	52'7	52'7	52'5	52'3	52'3	52'1	52'2	52'2	51'8	51'3	52'69
48'7	48'6	48'5	48'4	47'0	47'0	47'0	51'3	51'7	51'1	50'8	50'8	50'06
51'3	51'2	51'0	50'8	50'7	50'6	50'6	50'9	51'2	50'6	50'6	50'7	51'34
51'8	51'7	51'0	51'0	49'7	49'5	49'3	51'5	51'5	50'8	50'4	50'3	51'26
51'9	51'9	51'9	52'0	51'3	51'3	50'9	50'9	50'9	50'7	50'7	50'9	51'64
51'4	51'3	51'3	51'3	51'1	51'1	50'7	50'5	50'3	50'4	50'3	50'2	51'09
—	—	—	—	—	—	—	—	—	—	—	—	—
51'5	51'5	51'4	51'4	51'4	51'6	51'1	50'9	50'6	50'6	51'0	51'3	51'12
53'0	53'0	52'8	52'8	52'8	52'4	52'1	51'7	51'9	52'8	52'9	52'9	52'72
52'0	52'0	52'1	52'1	52'1	52'1	51'9	51'7	51'7	51'3	50'9	51'2	52'59
51'3	51'3	51'2	51'0	50'8	51'0	51'0	51'0	51'1	50'9	50'9	51'1	51'50
51'4	51'4	51'2	51'2	51'2	50'9	51'1	51'1	51'0	50'8	50'0	50'0	51'33
51'4	51'4	51'2	51'0	51'0	50'9	50'7	51'0	51'6	50'1	49'5	49'6	51'21
—	—	—	—	—	—	—	—	—	—	—	—	—
49'5	49'4	49'2	49'2	49'1	49'0	49'2	48'8	48'9	48'7	48'7	48'7	50'06
49'3	49'3	49'3	49'9	50'0	50'0	49'7	49'6	49'6	49'6	50'2	50'4	49'57
53'7	53'5	53'6	53'6	53'6	53'6	53'6	53'2	51'6	51'2	51'4	51'8	52'98
51'8	51'5	51'2	51'2	51'2	51'2	51'4	50'9	50'4	50'1	50'1	50'3	51'43
50'5	50'3	50'3	50'2	50'1	50'1	50'1	49'7	50'2	50'2	50'0	50'6	50'51
50'3	46'0 ^a	49'6	49'5	49'6	49'7	49'1	49'3	49'2	49'4	49'2	49'5	50'23
51'49	51'48	51'25	51'24	51'04	50'98	50'85	51'05	51'09	50'90	50'80	50'88	51'51

TEMPERATURE OF THE VERTICAL FORCE MAGNET.

°	°	°	°	°	°	°	°	°	°	°	°	°
—	—	—	—	—	—	—	—	—	—	—	—	—
68'2	67'7	67'5	67'4	67'2	66'9	66'7	66'7	—	66'3	66'3	66'6	67'92
68'9	68'4	68'2	68'0	67'8	67'7	67'4	67'2	66'9	66'8	66'9	67'2	68'52
68'5	68'2	67'9	67'7	67'5	67'3	67'4	67'3	67'1	67'0	67'0	67'4	68'33
68'4	68'1	68'2	68'0	67'6	67'4	67'4	67'2	67'2	67'0	66'9	67'3	68'31
—	—	—	—	—	—	—	—	—	—	—	—	—
68'4	68'2	68'1	68'1	67'9	67'8	67'5	67'3	67'1	66'9	66'9	67'3	68'52
68'6	68'3	68'1	68'0	67'8	67'5	67'3	67'3	67'1	67'0	67'1	67'4	68'52
69'1	68'9	68'5	68'3	68'2	68'0	68'0	67'9	67'6	67'5	67'6	67'9	68'93
69'5	69'2	69'0	68'8	68'5	68'3	68'3	68'2	67'9	67'8	67'7	67'9	69'19
69'2	68'9	68'9	68'6	68'5	68'4	68'3	68'1	67'9	67'7	67'8	67'9	69'04
69'0	68'8	68'8	68'7	68'5	68'3	68'1	68'1	67'9	67'8	67'9	67'9	68'89
—	—	—	—	—	—	—	—	—	—	—	—	—
68'2	68'1	68'0	67'9	67'8	67'7	67'6	67'6	67'4	67'4	67'3	67'4	68'15
68'5	68'2	68'0	67'8	67'7	67'6	67'5	67'4	67'2	67'1	67'2	67'4	68'43
69'1	69'0	68'8	68'7	68'6	68'4	68'1	68'0	67'8	67'6	67'6	67'9	68'97
68'8	68'5	68'2	68'2	68'0	67'8	67'7	67'6	67'4	67'4	67'4	67'5	68'67
68'7	68'4	68'1	68'0	67'9	67'8	67'5	67'5	67'2	67'0	67'1	67'3	68'48
69'6	69'5	69'3	69'2	69'1	69'0	68'9	68'9	68'7	68'4	68'3	68'4	69'12
—	—	—	—	—	—	—	—	—	—	—	—	—
68'5	68'3	68'2	68'0	67'8	67'6	67'5	67'4	67'2	67'1	67'1	67'3	68'99
—	68'6	68'4	68'1	68'0	67'8	67'4	67'4	67'1	67'0	67'1	67'4	68'21
69'0	68'8	68'8	68'6	68'5	68'4	68'2	68'0	67'8	67'7	67'8	67'9	68'91
68'9	68'6	68'3	68'1	68'0	67'8	67'7	67'7	67'5	67'4	67'4	67'5	68'69
68'0	67'8	67'7	67'5	67'3	67'2	67'2	67'2	67'0	66'9	66'9	66'9	67'85
68'2	68'0 ^a	68'0	67'9	67'7	67'5	67'4	67'3	67'0	66'9	66'8	66'8	68'01
68'73	68'50	68'32	68'16	67'99	67'83	67'69	67'60	67'43	67'26	67'28	67'48	68'57

^a Not included in the means.

VERTICAL FORCE.													
One Scale Division = '000913 parts of the V. F. Change in the Magnetic moment of the Bar for 1° Fah. = '00002.													
Mean Göttingen Time. } 0h.	1h.	2h.	3h.	4h.	5h.	6h.	7h.	8h.	9h.	10h.	11h.		
MARCH.	1	50·3	50·4	51·3	51·3	51·3	51·3	51·3	51·4	51·1	51·0	50·8	
	2	—	—	—	—	—	—	—	—	—	—	—	
	3	49·8	49·4	50·0	49·9	50·0	50·0	49·9	49·9	50·3	49·9	49·7	49·9
	4	49·2	49·4	50·0	50·4	51·1	51·2	51·2	50·8	51·3	50·9	50·6	50·2
	5	50·1	50·1	50·2	50·6	50·8	50·7	50·7	50·9	50·5	50·3	50·3	49·7
	6	49·7	50·0	50·0	49·9	49·9	49·9	50·4	50·7	50·6	50·4	50·1	50·0
	7	48·6	49·5	49·6	50·1	50·7	50·7	50·5	50·5	— ^a	50·2	50·1	49·9
	8	48·3	48·6	48·9	49·4	50·0	50·2	50·4	50·4	50·4	49·1	49·0	48·6
	9	—	—	—	—	—	—	—	—	—	—	—	—
	10	47·3	47·2	47·3	47·7	48·0	48·4	48·6	48·8	48·9	48·6	48·1	47·8
	11	46·2	45·8	46·1	46·6	46·9	47·2	47·4	47·5	47·9	47·6	47·5	47·3
	12	46·3	46·3	46·8	47·0	47·1	47·1	47·1	47·1	47·4	47·4	47·4	47·3
	13	46·1	46·4	46·5	47·2	47·1	47·1	47·1	47·0	46·7	46·4	46·7	46·6
	14	45·2	45·5	45·4	45·5	45·5	46·0	46·0	46·1	46·1	46·1	45·9	46·2
	15	46·3	46·4	46·3	46·3	46·2	45·9	45·6	45·8	44·5	44·5	44·6	44·6
	16	—	—	—	—	—	—	—	—	—	—	—	—
	17	45·3	45·7	46·3	46·3	46·2	45·9	45·8	45·7	45·5	45·6	45·6	45·6
	18	45·4	45·8	45·9	46·3	46·4	45·9	48·6	48·7	48·5	48·5	48·7	49·2
	19	48·1	48·4	48·4	48·3	48·1	47·8	47·4	47·4	47·9	48·2	48·4	48·9
	20	48·0	48·0	49·3	49·7	50·0	50·0	49·6	49·2	48·8	48·9	48·7	49·8
	21 ^c	—	—	—	—	—	—	—	—	—	—	—	—
	22	46·7	47·2	47·7	47·9	48·0	48·1	48·0	48·2	48·2	47·9	48·0	48·0
	23	—	—	—	—	—	—	—	—	—	—	—	—
	24	46·2	46·6	47·7	48·2	48·6	48·5	48·5	48·8	48·4	48·2	48·3	48·0
	25	47·1	47·1	47·4	47·7	48·1	48·1	48·5	48·1	49·2	49·1	48·9	48·8
	26	48·5	47·8	48·1	47·8	47·6	47·6	47·6	47·6	47·6	47·6	47·4	47·4
	27	47·1	47·1	47·1	47·1	47·6	47·9	48·0	47·7	47·5	47·5	47·1	47·0
	28	47·2	47·3	47·3	47·7	48·4	48·4	48·3	48·0	48·5	48·2	48·1	48·1
	29	47·2	47·7	48·2	48·2	48·0	47·6	47·5	47·5	47·9	47·9	47·9	47·7
	30	—	—	—	—	—	—	—	—	—	—	—	—
	31	47·5	47·7	48·1	48·1	47·9	48·1	48·4	48·7	48·8	48·6	48·6	48·3
Hourly Means	47·51	47·66	47·99	48·21	48·38	48·38	48·49	48·49	48·45	48·35	48·27	48·23	
TEMPERATURE OF THE VERTICAL FORCE MAGNET.													
MARCH.	1	66·9	67·7	67·9	68·7	69·3	69·6	69·8	69·8	69·5	69·1	68·8	68·4
	2	—	—	—	—	—	—	—	—	—	—	—	—
	3	67·8	68·2	68·5	69·0	69·3	69·7	69·7	69·6	69·5	69·2	68·9	68·7
	4	68·0	68·7	69·5	70·2	70·8	71·0	71·1	71·0	70·7	70·4	70·0	69·6
	5	67·9	68·1	68·3	68·5	68·9	69·2	69·3	69·3	69·2	68·9	68·6	68·4
	6	67·7	68·2	68·5	68·8	69·1	69·2	69·6	69·6	69·5	69·2	68·7	68·4
	7	67·4	68·1	68·5	69·2	69·4	69·9	69·9	69·9	69·9	69·2	68·7	68·3
	8	67·2	67·7	68·3	68·9	69·4	70·0	70·0	70·0	69·7	69·3	69·1	68·8
	9	—	—	—	—	—	—	—	—	—	—	—	—
	10	67·5	68·0	68·4	68·9	69·4	69·7	70·0	70·0	69·9	69·6	69·2	68·9
	11	67·4	67·9	68·3	68·8	69·3	69·6	69·5	69·5	69·2	69·0	68·9	68·7
	12	67·6	68·0	68·8	69·3	69·8	70·1	70·1	70·0	69·8	69·4	69·0	68·8
	13	67·9	68·2	68·7	69·5	69·5	69·5	69·6	69·2	69·0	68·7	68·5	68·3
	14	67·4	67·5	67·6	67·7	67·7	67·9	68·2	68·2	68·1	68·1	67·9	67·8
	15	66·9	67·0	67·2	67·4	67·6	67·8	67·8	67·9	67·8	67·6	67·4	67·2
	16	—	—	—	—	—	—	—	—	—	—	—	—
	17	67·2	67·7	68·1	68·3	68·5	68·5	68·6	68·7	68·5	68·3	68·2	68·1
	18	67·3	67·6	68·3	68·9	69·3	69·4	69·4	69·5	69·3	69·0	68·9	68·7
	19	68·1	68·4	68·7	68·8	68·9	69·0	69·1	68·9	69·0	69·3	69·3	69·3
	20	68·1	68·4	68·9	69·4	69·6	69·7	69·6	69·6	69·8	69·8	69·6	69·0
	21 ^c	—	—	—	—	—	—	—	—	—	—	—	—
	22	66·9	67·4	67·8	68·5	69·0	69·3	69·3	69·2	68·8	68·6	68·5	68·4
	23	—	—	—	—	—	—	—	—	—	—	—	—
	24	66·9	67·3	67·8	68·3	68·9	69·2	69·4	69·4	69·2	68·9	68·9	68·8
	25	67·8	68·0	68·3	68·9	69·3	69·7	69·7	69·7	69·7	69·4	69·1	68·8
	26	67·5	67·7	67·9	68·0	68·3	68·4	68·5	68·8	68·7	68·4	68·2	68·0
	27	66·8	67·3	67·8	68·3	68·7	69·1	69·1	69·1	68·9	68·8	68·4	68·1
	28	67·2	67·5	68·0	68·2	68·6	69·0	69·3	69·3	69·2	68·9	68·7	68·5
	29	67·3	67·8	68·3	68·8	69·1	69·3	69·3	69·3	69·1	68·8	68·6	68·4
	30	—	—	—	—	—	—	—	—	—	—	—	—
	31	67·8	68·2	68·7	69·3	69·5	69·7	70·2	70·3	70·1	69·8	69·4	69·0
Hourly Means	67·46	67·86	68·28	68·74	69·09	69·34	69·44	69·43	69·26	69·03	68·78	68·54	

^a Vibrating.

^c Good Friday.

VERTICAL FORCE.
One Scale Division = '000913 parts of the V. F. Change in the Magnetic moment of the Bar for 1° Fah'. = '00002.

12h.	13h.	14h.	15h.	16h.	17h.	18h.	19h.	20h.	21h.	22h.	23h.	Daily and Monthly Means.
Sc. Div.	Sc. Div.	Sc. Div.	Sc. Div.	Sc. Div.	Sc. Div.	Sc. Div.	Sc. Div.	Sc. Div.	Sc. Div.	Sc. Div.	Sc. Div.	Sc. Div.
50·2	50·1	50·0	49·6	49·8	49·8	49·8	49·9	49·9	49·7	50·1	50·0	50·49
49·8	50·0	50·0	50·3	50·3	49·7	49·4	49·2	48·9	48·7	48·7	48·7	49·68
50·3	50·3	50·6	50·5	50·5	50·4	50·2	—	47·4	49·5	49·8	49·9	50·25
49·8	49·7	50·1	49·8	49·8	49·8	49·8	49·8	49·6	49·3	49·2	49·4	50·04
49·8	49·7	49·8	49·5	49·3	49·2	48·8	48·6	48·5	48·2	48·6	48·5	49·59
49·7	49·7	49·7	49·7	49·5	49·4	49·3	49·5	52·5 ^b	47·6	48·3	48·3	49·59
—	—	—	—	—	—	—	—	—	—	—	—	—
48·5	48·4	48·3	47·7	47·7	47·2	47·2	47·0	46·9	46·9	47·1	47·3	48·48
47·8	47·8	47·6	47·0	47·0	47·1	47·1	47·1	46·8	46·4	46·3	46·2	47·54
47·2	47·2	47·1	47·0	46·9	46·6	46·6	46·6	46·3	46·0	46·0	46·1	46·82
46·8	46·8	46·7	46·7	46·6	46·3	46·3	46·3	46·3	45·8	45·8	45·8	46·69
46·4	46·5	46·5	46·4	46·4	46·4	46·3	46·2	45·9	45·5	45·1	45·0	46·39
46·2	46·1	46·3	45·9	45·8	45·9	45·7	45·8	45·8	46·1	46·1	46·1	45·89
—	—	—	—	—	—	—	—	—	—	—	—	—
44·6	44·4	44·3	44·3	44·3	44·3	44·3	45·3	45·3	45·3	45·3	45·3	45·17
45·6	45·6	45·6	45·5	45·5	45·4	45·4	45·4	45·3	44·6	44·6	44·9	45·54
49·2	49·0	49·2	49·2	49·2	48·8	48·8	48·1	48·0	48·0	48·0	48·0	47·97
49·0	48·9	48·9	48·7	48·7	48·7	48·3	48·4	47·9	48·0	47·8	47·7	48·26
49·0	48·9	48·9	48·8	48·8	48·8	48·4	48·3	48·2	48·0	48·0	48·0	48·84
—	—	—	—	—	—	—	—	—	—	—	—	—
47·0	47·0	47·0	46·9	46·9	47·0	46·9	46·9	46·6	46·2	46·2	46·1	47·27
48·0	48·0	47·9	47·5	47·7	47·6	47·5	47·6	47·5	47·3	47·1	47·1	47·78
48·7	48·8	48·6	48·8	48·9	48·7	48·7	48·7	48·5	48·4	48·3	48·4	48·40
47·4	47·1	47·1	47·1	47·1	47·1	47·1	47·1	47·4	47·0	47·1	47·1	47·43
47·0	46·9	47·0	46·8	46·9	46·8	46·8	46·8	46·9	46·9	47·2	47·2	47·16
48·0	48·0	47·7	47·6	47·6	47·6	47·5	47·3	47·3	47·0	47·3	47·3	47·74
—	—	—	—	—	—	—	—	—	—	—	—	—
47·6	47·5	47·9	47·9	47·9	47·9	47·9	48·2	48·2	47·7	47·3	47·3	47·77
48·3	48·2	48·2	48·2	48·2	48·0	48·0	48·0	47·9	47·9	48·4	48·4	48·19
48·08	48·02	48·04	47·89	47·89	47·78	47·68	47·59	47·39	47·28	47·35	47·36	47·96

TEMPERATURE OF THE VERTICAL FORCE MAGNET.

68·6	68·3	68·0	67·8	67·7	67·5	67·4	67·3	67·2	67·0	67·0	67·3	68·19
68·3	68·0	68·0	67·8	67·6	67·4	67·3	67·2	67·0	66·9	67·1	67·4	68·25
69·2	69·0	68·9	68·7	68·6	68·4	68·2	—	67·9	67·7	67·8	67·8	69·27
68·3	68·2	68·0	67·8	67·7	67·6	67·5	67·4	67·2	67·2	67·3	67·4	68·17
68·2	68·0	67·5	67·4	67·2	67·1	66·9	66·7	66·5	66·5	66·5	66·8	67·99
68·0	67·7	67·4	67·3	67·2	67·1	66·9	66·7	66·6 ^b	66·5	66·7	66·8	68·04
—	—	—	—	—	—	—	—	—	—	—	—	—
68·0	68·0	67·6	67·4	67·2	67·0	67·0	66·9	66·7	66·6	66·8	67·1	68·11
68·5	68·3	68·0	67·7	67·6	67·4	67·4	67·2	67·0	66·9	67·0	67·2	68·33
68·6	68·2	67·9	67·7	67·5	67·4	67·2	67·1	66·8	66·8	66·8	67·2	68·14
68·5	68·2	68·1	68·0	67·9	67·8	67·6	67·5	67·3	67·2	67·3	67·5	68·48
68·1	68·0	68·0	67·9	67·9	67·7	67·4	67·3	67·1	67·0	67·0	67·1	68·21
67·8	67·6	67·4	67·2	67·2	67·0	67·0	66·9	66·7	66·7	66·7	66·8	67·46
—	—	—	—	—	—	—	—	—	—	—	—	—
67·0	66·9	66·8	66·8	66·7	66·6	66·6	66·5	66·5	66·4	66·5	66·8	67·07
67·9	67·8	67·4	67·2	67·0	67·0	66·9	66·8	66·8	66·6	66·7	66·9	67·65
68·4	68·3	68·0	68·0	67·8	67·7	67·7	67·7	67·6	67·5	67·5	67·7	68·31
69·4	69·4	69·3	69·3	69·3	69·2	69·0	69·1	68·5	68·1	68·0	68·0	68·89
68·8	68·4	68·2	68·2	68·1	68·0	67·7	67·6	67·4	67·2	67·4	67·5	68·58
—	—	—	—	—	—	—	—	—	—	—	—	—
67·2	67·1	67·1	67·0	66·9	66·8	66·7	66·6	66·5	66·4	66·5	66·6	67·63
68·6	68·5	68·2	68·1	67·9	67·8	67·7	67·7	67·6	67·4	67·4	67·5	68·22
68·7	68·5	68·2	68·0	67·9	67·7	67·7	67·6	67·3	67·3	67·4	67·5	68·42
67·8	67·7	67·7	67·5	67·3	67·1	67·0	67·0	66·7	66·7	66·6	66·7	67·67
67·9	67·7	67·5	67·4	67·2	67·1	67·0	66·9	66·6	66·5	66·6	66·8	67·73
68·1	68·0	67·8	67·4	67·3	67·3	67·2	67·1	66·9	66·7	66·8	66·9	67·91
—	—	—	—	—	—	—	—	—	—	—	—	—
68·3	68·0	67·9	67·8	67·6	67·6	67·3	67·2	67·0	67·0	67·1	67·4	68·09
68·7	68·7	68·5	68·4	68·2	68·1	68·0	67·9	67·7	67·7	67·9	67·9	68·74
68·28	68·10	67·89	67·75	67·62	67·49	67·37	67·25	67·10	66·98	67·06	67·22	68·14

^b Not included in the means.

VERTICAL FORCE.													
One Scale Division = '000913 parts of the V. F. Change in the Magnetic moment of the Bar for 1° Fah' = '00002.													
Mean Göttingen Time. } 0h. 1h. 2h. 3h. 4h. 5h. 6h. 7h. 8h. 9h. 10h. 11h.													
APRIL.	1	48·7	48·8	48·8	49·7	49·7	49·5	49·2	49·2	48·8	49·1	49·1	48·9
	2	48·1	49·0	49·9	50·0	50·0	50·0	49·7	49·9	50·1	49·7	49·5	49·4
	3	47·6	47·9	48·7	49·0	49·1	48·9	48·7	48·4	47·9	47·6	47·5	47·2
	4	46·1	46·8	47·5	47·1	47·1	47·4	47·4	47·4	47·6	47·3	46·8	46·7
	5	46·4	47·1	47·7	48·3	48·5	48·7	48·7	48·7	49·0	48·9	48·0	47·5
	6	—	—	—	—	—	—	—	—	—	—	—	—
	7	43·2	43·0	43·6	44·6	44·5	44·6	44·9	45·0	45·0	44·8	44·6	44·4
	8	44·1	44·4	44·8	45·4	45·7	45·7	45·8	45·7	45·7	45·0	44·8	44·5
	9	43·2	43·5	43·9	44·3	44·8	45·1	45·1	45·5	45·6	44·6	44·7	44·6
	10	44·7	45·3	45·3	44·7	44·5	44·7	44·8	44·9	44·8	44·5	43·8	43·8
	11	44·9	45·0	45·2	45·2	44·7	44·6	44·1	44·1	44·7	44·7	44·1	44·1
	12	43·6	43·6	43·4	43·5	43·5	43·7	43·7	44·0	43·7	43·6	43·7	43·7
	13	—	—	—	—	—	—	—	—	—	—	—	—
	14	43·4	43·3	44·2	44·5	44·8	44·8	44·8	44·3	44·4	44·2	43·3	43·3
	15	41·4	41·5	41·6	41·7	42·2	42·5	42·5	43·1	43·0	42·7	41·0	41·0
	16	40·8	41·2	41·7	41·8	41·8	41·8	41·5	41·8	41·8	41·2	40·8	40·8
	17	42·7	43·5	44·3	44·5	44·0	44·0	43·6	43·2	43·2	42·9	42·7	42·7
	18	40·4	40·7	41·3	41·7	41·5	41·8	41·7	40·2	45·9 ^a	44·0	43·8	43·8
	19	44·1	44·4	44·8	44·8	45·2	45·2	45·1	45·0	44·5	44·1	44·1	44·1
	20	—	—	—	—	—	—	—	—	—	—	—	—
	21	41·5	41·9	41·9	42·6	42·7	42·9	42·9	42·9	42·8	42·5	42·5	42·5
	22	41·1	41·4	41·6	41·6	41·6	41·6	41·7	41·8	41·8	41·6	41·7	41·6
	23	45·1	45·8	46·3	46·9	47·4	47·7	47·0	46·8	46·4	46·5	46·5	46·5
	24	46·1	46·9	47·8	48·2	48·8	48·8	49·1	49·4	49·0	48·7	47·5	47·1
	25	45·6	46·1	46·2	46·7	46·6	46·6	46·7	46·5	45·9	45·6	45·6	45·6
	26	45·1	45·1	45·2	45·2	45·2	45·2	44·9	44·9	44·9	44·9	44·9	44·9
	27	—	—	—	—	—	—	—	—	—	—	—	—
	28	43·4	43·8	44·2	44·2	44·6	44·5	44·3	—	45·9	46·0	46·0	45·7
	29	44·1	44·4	44·4	43·8	43·5	43·5	43·5	43·5	43·6	43·4	43·1	42·7
	30	41·9	42·3	42·5	42·4	42·5	42·4	42·4	42·4	42·7	42·7	42·7	42·4
Hourly Means	44·13	44·49	44·92	45·09	45·17	45·24	45·15	45·14	45·31	45·07	44·72	44·59	
TEMPERATURE OF THE VERTICAL FORCE MAGNET.													
APRIL.	1	68·3	68·7	69·2	69·4	69·8	70·1	70·3	70·2	70·0	69·9	69·6	69·3
	2	68·4	69·0	69·6	70·3	70·8	71·1	71·2	71·2	70·9	70·6	70·5	69·9
	3	68·4	68·8	69·1	69·3	69·7	69·8	69·9	69·9	69·7	69·5	69·3	69·0
	4	68·7	69·4	69·9	70·3	70·8	71·2	71·3	71·3	70·9	70·5	70·2	69·7
	5	69·2	69·8	70·5	71·1	71·6	71·9	71·9	71·9	71·7	71·3	70·8	70·3
	6	—	—	—	—	—	—	—	—	—	—	—	—
	7	68·0	68·5	69·1	69·4	69·9	70·2	70·6	70·6	70·3	70·0	69·7	69·3
	8	68·7	69·3	69·8	70·0	70·3	70·3	70·3	70·3	70·3	70·1	69·4	69·2
	9	68·6	69·2	69·6	70·0	70·3	70·4	70·3	70·4	70·3	70·0	70·0	69·8
	10	69·0	69·1	69·3	69·3	69·3	69·3	69·3	69·3	69·3	69·1	69·0	68·9
	11	68·2	68·2	68·3	68·6	68·9	69·0	68·9	68·8	68·7	68·5	68·4	68·4
	12	67·8	68·1	68·4	68·8	68·9	69·0	68·9	68·9	68·8	68·7	68·5	68·4
	13	—	—	—	—	—	—	—	—	—	—	—	—
	14	68·1	68·4	69·1	69·5	70·0	70·2	70·4	70·7	70·6	70·2	70·0	69·7
	15	68·1	68·4	68·9	69·2	69·4	69·7	69·8	69·9	69·7	69·3	69·1	69·0
	16	68·1	68·6	69·3	69·9	70·4	70·6	70·8	70·7	70·3	69·9	69·6	69·4
	17	67·8	68·4	68·8	69·3	69·7	69·9	69·8	69·7	69·3	69·0	68·7	68·3
	18	67·3	67·7	68·2	68·6	69·0	69·3	69·4	69·2	69·0 ^a	68·9 ^a	68·6	68·4
	19	67·8	68·1	68·6	69·0	69·2	69·3	69·3	69·4	69·2	69·1	68·7	68·5
	20	—	—	—	—	—	—	—	—	—	—	—	—
	21	67·5	67·9	68·7	69·0	69·3	69·4	69·6	69·6	69·4	69·1	68·9	68·7
	22	67·7	67·9	68·2	68·6	69·0	69·3	69·4	69·4	69·4	69·2	68·9	68·7
	23	68·3	68·7	69·2	70·0	70·3	70·7	70·4	70·3	70·0	69·7	69·7	69·7
	24	69·3	70·0	71·0	72·0	72·8	73·3	73·7	73·7	73·9	73·3	72·7	71·9
	25	69·7	70·3	70·9	71·5	71·9	72·1	72·2	72·1	71·7	71·3	71·0	70·7
	26	69·2	69·7	70·1	70·4	70·7	70·7	70·7	70·5	70·2	69·9	69·8	69·5
	27	—	—	—	—	—	—	—	—	—	—	—	—
	28	68·6	69·1	69·8	70·3	70·8	70·9	70·7	—	70·2	69·8	69·6	69·2
	29	67·9	68·4	69·0	69·2	69·4	69·5	69·8	69·8	69·6	69·2	68·9	68·7
	30	67·9	68·4	68·8	69·0	69·2	69·3	69·4	69·3	69·1	68·9	68·3	68·1
Hourly Means	68·33	68·77	69·28	69·69	70·05	70·25	70·32	70·28	70·14	69·84	69·53	69·26	

^a Eight minutes late.

VERTICAL FORCE.

One Scale Division = '000913 parts of the V. F. Change in the Magnetic moment of the Bar for 1° Fah. = '00002.

12h.	13h.	14h.	15h.	16h.	17h.	18h.	19h.	20h.	21h.	22h.	23h.	Daily and Monthly Means.
Sc. Div. 48'9	Sc. Div. 48'6	Sc. Div. 48'5	Sc. Div. 48'4	Sc. Div. 48'3	Sc. Div. 48'3	Sc. Div. 48'3	Sc. Div. 48'3	Sc. Div. 47'5	Sc. Div. 47'7	Sc. Div. 47'8	Sc. Div. 47'9	Sc. Div. 48'71
49'4	49'4	49'1	49'2	49'3	49'2	49'2	48'5	47'9	47'9	47'6	47'6	49'15
47'2	47'0	47'0	47'0	46'9	46'8	46'8	46'4	46'5	46'3	46'1	46'1	47'44
46'7	46'7	46'7	46'7	46'5	46'4	46'4	46'5	46'4	46'3	46'2	46'1	46'78
—	—	—	—	—	—	—	—	—	—	—	—	—
45'9	45'5	45'5	45'5	45'5	45'5	45'5	43'2	43'9	45'1	45'2	44'1	46'58
44'4	44'3	43'9	44'0	43'8	43'7	43'3	42'3	43'9	44'4	43'6	43'4	44'05
44'2	44'4	44'4	44'1	44'1	44'1	43'7	43'7	43'9	43'7	43'5	43'1	44'52
44'6	44'5	44'3	44'3	44'3	44'3	44'3	44'3	44'5	44'5	44'4	44'4	44'48
43'8	43'8	43'9	43'9	43'9	43'8	43'8	43'7	44'1	44'4	44'5	44'9	44'35
44'0	44'1	44'1	44'1	44'1	44'1	44'0	44'1	44'1	43'6	43'3	43'4	44'27
—	—	—	—	—	—	—	—	—	—	—	—	—
43'8	43'3	43'9	43'3	42'7	43'8	42'6	42'6	43'0	42'9	42'8	43'3	43'41
43'1	43'2	42'9	42'7	42'3	42'2	42'2	42'2	42'2	41'3	41'3	41'4	43'18
41'0	41'0	40'9	40'9	40'8	40'8	40'4	40'4	40'7	40'1	40'2	40'7	41'34
43'7	43'5	43'3	43'1	43'1	42'9	42'9	42'9	42'9	42'9	42'3	43'0	42'23
42'7	42'7	42'7	42'1	41'8	41'8	41'7	41'7	41'1	40'2	40'1	40'1	42'50
43'8	43'8	43'7	43'7	43'8	43'5	43'5	43'5	43'5	43'5	43'5	43'5	42'74
—	—	—	—	—	—	—	—	—	—	—	—	—
43'6	43'6	43'5	43'5	43'4	43'3	42'6	42'8	42'8	43'0	42'1	42'1	43'82
42'5	42'5	42'2	42'4	42'2	42'2	42'2 ^a	41'9	41'8	41'7	41'4	41'3	42'25
41'6	41'7	41'7	41'7	41'7	41'7	41'7	41'7	41'7	41'5	38'7 ^b	45'2	41'78
46'4	46'7	46'4	46'4	46'5	46'0	46'0	45'9	45'5	45'3	45'6	46'0	46'32
46'4	46'3	46'2	46'1	46'0	45'7	45'7	45'4	44'7	44'8	45'0	45'3	46'87
45'2	45'2	45'0	45'0	45'7	44'4	44'5	44'3	44'6	44'7	45'0	45'1	45'52
—	—	—	—	—	—	—	—	—	—	—	—	—
43'2	43'8	43'6	43'5	43'2	43'5	43'2	43'3	43'2	43'2	43'1	43'3	44'19
45'5	45'2	45'0	44'8	44'8	44'5	44'6	44'2	43'8	43'5	43'5	43'5	44'59
42'7	42'6	42'8	42'8	42'8	42'7	42'4	42'4	42'1	41'8	41'8	41'6	43'00
42'4	42'1	42'1	42'1	42'1	42'1	42'1	41'8	41'8	41'8	41'9	42'1	42'24
44'49	44'44	44'36	44'32	44'22	44'13	44'06	43'77	43'77	43'69	43'67	43'79	44'47

TEMPERATURE OF THE VERTICAL FORCE MAGNET.

68'9	68'7	68'4	68'3	68'1	68'0	67'9	67'8	67'7	67'5	67'5	67'8	68'81
69'6	69'6	69'3	69'0	68'8	68'7	68'6	68'4	68'2	68'1	68'2	68'2	69'51
68'9	68'5	68'4	68'2	68'1	68'0	67'9	67'7	67'6	67'6	67'7	67'8	68'70
69'3	69'0	68'8	68'7	68'5	68'2	68'2	68'2	68'0	68'0	68'0	68'4	69'39
—	—	—	—	—	—	—	—	—	—	—	—	—
68'7	68'2	68'1	68'0	67'9	67'7	67'5	67'5	67'4	67'4	67'4	67'8	69'40
69'1	68'8	68'6	68'4	68'3	68'1	68'0	67'9	67'6	67'6	67'8	68'0	68'91
69'0	68'8	68'7	68'6	68'5	68'4	68'2	68'1	68'0	67'9	68'0	68'3	69'10
69'6	69'6	69'2	69'1	69'0	68'9	68'9	68'9	68'8	68'8	68'8	68'8	69'47
68'8	68'7	68'7	68'6	68'6	68'5	68'2	68'2	68'2	68'0	68'2	68'2	68'79
68'3	68'2	68'0	67'9	67'9	67'8	67'8	67'8	67'7	67'6	67'5	67'5	68'20
—	—	—	—	—	—	—	—	—	—	—	—	—
68'2	68'0	68'1	67'5	67'7	67'9	68'8	68'7	68'6	68'1	67'8	68'0	68'36
69'4	69'3	69'0	68'9	68'4	68'2	68'0	67'8	67'6	67'5	67'5	67'7	69'01
68'6	68'4	68'2	68'1	68'0	67'8	67'4	67'4	67'3	67'2	67'4	67'8	68'50
69'1	68'9	68'7	68'5	68'3	68'1	68'1	68'0	67'7	67'5	67'4	67'4	68'97
68'2	67'9	67'8	67'6	67'5	67'3	67'2	67'2	67'0	66'8	66'9	67'1	68'22
68'2	68'0	67'7	67'6	67'5	67'3	67'3	67'2	67'2	67'1	67'3	67'4	67'98
—	—	—	—	—	—	—	—	—	—	—	—	—
67'9	67'8	67'7	67'5	67'3	67'2	67'0	66'8	66'7	66'7	66'8	67'1	68'03
68'4	68'2	68'1	67'9	67'6	67'5	67'4 ^a	67'3	67'2	67'2	67'2	67'4	68'31
68'7	68'6	68'5	68'4	68'3	68'2	68'2	68'0	67'9	67'8	67'8 ^b	67'8	68'53
69'7	69'4	69'3	69'3	69'4	69'4	69'4	69'2	69'0	68'7	68'8	68'8	69'47
71'3	70'8	70'5	70'2	70'0	69'7	69'3	69'1	69'0	68'9	69'1	69'4	71'04
70'4	70'2	70'0	69'8	69'5	69'3	69'2	69'1	68'8	68'8	68'7	68'8	70'33
—	—	—	—	—	—	—	—	—	—	—	—	—
68'8	68'7	69'0	69'0	69'0	69'0	68'9	68'8	68'7	68'3	68'1	68'2	69'41
69'0	68'7	68'2	68'0	67'9	67'7	67'7	67'6	67'5	67'4	67'4	67'6	68'86
68'4	68'2	68'0	67'9	67'7	67'5	67'2	67'1	67'0	67'0	67'0	67'4	68'32
67'8	67'7	67'5	67'4	67'4	67'3	67'2	67'1	66'9	67'0	66'9	67'4	68'05
68'93	68'73	68'56	68'40	68'28	68'14	68'08	67'96	67'82	67'71	67'73	67'93	68'91

^b Not included in the means.

VERTICAL FORCE.												
One Scale Division = '00082 parts of the V. F. Change in the Magnetic moment of the Bar for 1° Fah° = '00002.												
Mean Göttingen Time.	0h.	1h.	2h.	3h.	4h.	5h.	6h.	7h.	8h.	9h.	10h.	11h.
	Sc. Div.	Sc. Div.	Sc. Div.	Sc. Div.	Sc. Div.	Sc. Div.	Sc. Div.	Sc. Div.	Sc. Div.	Sc. Div.	Sc. Div.	Sc. Div.
MAY. 1	—	—	—	—	—	—	—	—	—	—	—	—
2	—	—	—	—	—	—	—	—	49°3	49°9	50°0	50°1
3	50°2	50°0	50°0	50°0	50°4	51°0	50°9	50°2	50°1	50°2	50°2	50°1
4	—	—	—	—	—	—	—	—	—	—	—	—
5	48°7	49°3	49°8	50°1	50°4	50°4	50°0	50°2	50°3	50°0	49°7	49°8
6	49°2	49°4	49°6	49°8	50°0	50°0	50°2	50°7	50°4	50°1	50°1	49°9
7	50°0	50°9	51°6	52°0	52°2	52°4	52°4	52°1	51°9	51°4	51°4	50°6
8	49°4	50°0	50°2	50°2	50°3	49°7	50°6	49°9	50°0	49°8	49°8	49°9
9	48°6	48°7	52°3	49°6	50°3	51°0	51°0	50°9	50°5	50°1	49°7	49°3
10	48°8	49°0	49°0	49°5	50°1	50°4	50°4	50°7	50°5	50°1	50°0	49°6
11	—	—	—	—	—	—	—	—	—	—	—	—
12	47°5	47°6	47°9	47°9	47°4	47°2	47°0	46°8	47°3	46°8	47°2	47°2
13	47°7	48°7	48°7	49°0	49°4	49°8	49°8	49°8	49°6	49°3	48°3	48°2
14	47°7	48°5	48°5	48°7	48°0	48°2	48°5	48°2	48°2	48°2	47°4	47°2
15	46°3	46°3	46°1	45°9	45°7	46°1	46°6	46°8	46°8	46°6	46°4	46°4
16	45°0	45°4	45°4	45°5	45°3	45°3	45°2	45°3	45°3	45°3	45°3	45°2
17	43°9	43°9	44°1	44°5	44°5	44°6	44°9	44°9	44°9	44°9	44°9	44°7
18	—	—	—	—	—	—	—	—	—	—	—	—
19	45°3	46°1	46°9	46°9	46°9	46°8	45°7	45°5	45°6	45°3	45°3	44°7
20	45°7	45°8	45°6	45°6	46°1	46°3	46°3	46°1	46°0	45°6	45°1	45°0
21	45°0	45°0	44°8	44°6	44°1	44°3	44°6	44°7	44°7	44°7	44°7	44°6
22	43°9	44°0	44°0	44°2	44°2	44°2	44°3	44°3	44°1	44°0	43°9	43°9
23	43°5	43°7	43°9	43°9	43°9	43°9	44°0	44°4	44°4	44°4	43°9	43°9
24	44°3	44°9	44°8	44°9	44°9	44°5	43°7	43°5	43°1	43°1	42°8	42°8
25	—	—	—	—	—	—	—	—	—	—	—	—
26	43°4	43°3	43°3	43°2	43°3	43°8	44°3	44°5	44°3	44°3	44°3	44°3
27	43°9	44°1	44°4	44°8	45°0	44°8	43°7	43°8	43°8	43°7	43°7	43°2
28	43°0	43°5	43°8	43°5	43°7	43°7	43°7	43°7	43°7	43°5	43°5	43°2
29	44°1	44°1	44°6	44°7	44°7	44°5	44°1	44°2	44°1	43°9	43°8	43°7
30	44°1	44°0	44°2	44°2	45°0	44°6	44°5	44°4	44°6	44°6	44°7	44°5
31	46°3	46°4	46°6	46°4	46°2	45°8	45°8	46°0	45°7	45°7	45°8	44°5
June 1	—	—	—	—	—	—	—	—	—	—	—	—
Hourly Means	46°22	46°50	46°80	46°78	46°88	46°93	46°88	46°86	46°89	46°75	46°61	46°40

TEMPERATURE OF THE VERTICAL FORCE MAGNET.												
	°	°	°	°	°	°	°	°	°	°	°	°
MAY. 1	—	—	—	—	—	—	—	—	—	—	—	—
2	—	—	—	—	—	—	—	—	69°6	69°1	69°0	68°7
3	67°1	67°4	67°7	67°9	68°6	69°1	69°4	69°5	69°4	69°1	68°7	68°3
4	—	—	—	—	—	—	—	—	—	—	—	—
5	67°8	68°3	68°8	69°4	69°9	70°1	70°0	70°0	69°7	69°3	68°9	68°8
6	67°6	67°8	68°0	68°4	68°6	68°8	69°0	69°2	69°0	68°7	68°2	67°8
7	67°8	68°8	69°7	70°0	70°3	70°7	71°1	71°1	70°9	70°3	70°1	69°8
8	68°1	68°3	68°9	69°3	69°7	70°3	70°0	70°3	70°0	69°8	69°4	69°4
9	68°3	68°9	69°9	70°7	71°7	72°3	72°5	72°4	72°1	71°5	71°0	70°5
10	68°4	68°8	69°3	70°0	70°8	71°2	71°2	71°2	70°7	70°3	70°0	69°7
11	—	—	—	—	—	—	—	—	—	—	—	—
12	67°9	68°2	68°3	68°3	68°0	68°0	68°0	67°9	67°8	67°6	67°6	67°3
13	67°2	67°9	68°7	69°2	69°8	70°2	70°3	70°2	69°8	69°4	69°0	68°4
14	67°6	68°1	68°5	68°8	69°0	69°0	69°1	69°1	68°8	68°4	68°2	68°0
15	65°9	66°2	66°6	66°9	66°9	66°9	66°7	66°7	66°7	66°3	66°0	65°7
16	65°0	65°4	65°7	65°7	65°9	65°9	65°9	65°9	65°8	65°6	65°4	65°0
17	64°7	65°0	65°5	66°1	66°3	66°4	66°4	66°6	66°5	66°0	65°7	65°5
18	—	—	—	—	—	—	—	—	—	—	—	—
19	65°1	65°4	65°9	66°3	66°7	66°9	66°8	66°8	66°7	66°5	66°2	65°9
20	65°3	65°8	66°3	66°8	67°1	67°3	67°3	67°1	66°9	66°6	66°2	66°0
21	65°3	65°4	65°6	65°7	65°8	66°2	66°3	66°3	66°1	65°8	65°6	65°3
22	64°3	64°7	64°8	65°3	65°4	65°5	65°5	65°4	65°3	65°2	65°1	65°0
23	64°3	64°7	64°9	65°3	65°6	65°7	65°8	65°8	65°6	65°4	65°2	65°0
24	63°7	63°9	64°3	64°7	64°9	64°9	64°9	65°0	65°0	64°7	64°5	64°4
25	—	—	—	—	—	—	—	—	—	—	—	—
26	64°8	65°1	65°4	65°7	66°1	66°3	66°2	66°2	65°9	65°8	65°6	65°4
27	64°8	65°3	65°9	66°7	66°7	66°8	67°0	67°0	66°6	66°4	66°0	65°8
28	65°0	65°4	66°0	66°3	66°7	66°8	66°9	67°0	66°9	66°4	66°3	66°0
29	65°5	65°9	66°4	66°9	67°2	67°3	67°2	67°2	66°9	66°7	66°4	66°2
30	65°5	65°7	66°0	66°4	66°6	66°7	66°7	66°8	66°6	66°5	66°3	66°4
31	66°0	66°3	66°3	66°7	67°1	67°4	67°4	67°2	67°2	67°2	67°1	66°7
June 1	—	—	—	—	—	—	—	—	—	—	—	—
Hourly Means	66°12	66°51	66°94	67°34	67°66	67°87	67°90	67°91	67°78	67°48	67°21	66°96

VERTICAL FORCE.

One Scale Division = '00082 parts of the V. F. Change in the Magnetic moment of the Bar for 1° Fahr. = '00002.

12h.	13h.	14h.	15h.	16h.	17h.	18h.	19h.	20h.	21h.	22h.	23h.	Daily and Monthly Means.
Sc. Div.	Sc. Div.	Sc. Div.	Sc. Div.	Sc. Div.	Sc. Div.	Sc. Div.	Sc. Div.	Sc. Div.	Sc. Div.	Sc. Div.	Sc. Div.	Sc. Div.
50·2	50·3	50·3	50·1	50·1	50·2	49·9	49·6	49·6	49·5	49·3	49·4	49·86
—	—	—	—	—	—	—	—	—	—	—	—	—
49·9	49·9	50·0	50·0	49·9	50·0	49·8	49·7	49·8	48·9	48·5	48·5	49·92
49·8	49·8	49·8	49·8	49·6	49·6	49·7	49·6	49·3	49·2	49·0	49·4	49·72
49·7	49·5	49·5	49·0	48·7	48·7	48·8	48·8	47·0	48·1	48·5	49·0	49·33
50·2	50·2	50·0	49·7	49·5	49·5	49·4	49·4	49·4	49·2	49·3	49·4	50·59
49·3	49·0	49·0	48·9	48·9	48·8	48·5	48·4	48·2	48·5	48·6	48·7	49·36
49·3	49·0	49·0	48·6	48·6	48·6	48·6	48·5	48·4	48·3	48·2	48·7	49·41
—	—	—	—	—	—	—	—	—	—	—	—	—
49·0	48·8	48·2	48·1	48·1	48·1	47·8	47·7	47·7	47·5	47·3	47·5	48·91
47·1	47·1	47·0	46·7	46·7	46·5	46·3	46·4	46·4	46·0	46·2	46·7	46·95
47·8	47·5	47·3	47·0	47·0	46·9	46·9	46·8	46·3	46·8	47·3	47·6	48·06
47·1	46·8	46·6	46·6	46·3	46·1	45·9	45·8	45·8	45·9	46·1	46·2	47·19
46·1	46·0	45·8	45·5	45·6	45·6	45·4	45·4	45·4	45·4	45·3	45·0	45·94
45·1	44·9	44·5	44·5	44·5	44·3	44·3	44·3	44·3	44·3	44·2	44·2	44·87
—	—	—	—	—	—	—	—	—	—	—	—	—
44·2	44·3	44·3	44·6	44·5	44·5	44·5	44·5	44·4	44·2	44·5	44·5	44·49
44·7	44·7	44·7	44·7	44·7	44·5	44·5	44·5	44·5	44·5	44·5	45·2	45·28
45·0	44·8	45·0	45·0	44·7	44·7	44·7	44·4	44·4	44·4	44·5	44·9	45·24
44·6	44·4	44·1	44·1	44·1	44·1	44·1	44·1	43·6	43·8	43·9	43·9	44·35
43·9	43·8	43·8	43·8	43·8	43·8	43·5	43·5	43·5	43·2	43·3	43·5	43·85
43·7	43·5	43·4	43·4	43·3	43·2	43·2	43·0	43·0	43·3	43·6	43·7	43·67
—	—	—	—	—	—	—	—	—	—	—	—	—
43·2	43·1	42·8	42·8	42·8	42·8	42·8	42·8	42·9	43·0	43·1	43·3	43·45
44·1	43·9	43·6	43·5	43·4	43·2	43·2 ^a	43·2	43·2	43·2	43·4	43·7	43·68
43·0	42·9	42·9	42·7	42·5	42·5	42·2	42·2	42·1	42·2	42·6	42·8	43·31
43·2	43·2	42·8	42·8	42·7	42·7	42·7	42·7	42·7	42·7	43·2	43·9	43·24
43·6	43·4	43·4	43·4	43·4	43·4	43·4	43·4	43·4	43·3	44·0	44·1	43·86
44·5	44·8	44·8	44·9	45·0	44·8	44·9	44·9	45·0	44·9	45·2	45·9	44·71
—	—	—	—	—	—	—	—	—	—	—	—	—
44·0	44·0	43·6	43·5	43·3	43·3	43·2	43·1	43·1	43·2	43·3	43·6	44·68
46·24	46·14	46·01	45·91	45·83	45·78	45·80	45·57	45·56	45·52	45·65	45·89	46·30

TEMPERATURE OF THE VERTICAL FORCE MAGNET.

°	°	°	°	°	°	°	°	°	°	°	°	°
68·4	68·1	67·7	67·6	67·3	67·2	67·2	67·2	67·1	67·1	67·1	67·0	67·84
—	—	—	—	—	—	—	—	—	—	—	—	—
68·1	67·9	67·9	67·7	67·6	67·6	67·4	67·3	67·2	67·1	67·0	67·2	68·01
68·4	68·2	68·1	68·0	67·8	67·5	67·5	67·3	67·0	66·9	66·8	67·2	68·40
67·5	67·2	67·1	66·9	66·7	66·5	66·3	66·1	65·9	65·9	66·2	66·8	67·51
69·2	69·1	68·5	68·3	68·0	67·9	67·8	67·8	67·7	67·6	67·8	67·9	69·09
69·0	68·6	68·4	68·2	68·1	68·0	67·7	67·5	67·3	67·4	67·5	67·8	68·71
70·2	69·9	69·5	69·2	69·0	68·8	68·7	68·7	68·4	68·3	68·1	68·3	69·95
—	—	—	—	—	—	—	—	—	—	—	—	—
69·0	68·8	68·6	68·4	68·3	68·2	68·1	68·1	68·0	67·9	67·8	67·8	69·19
67·2	67·1	66·9	66·8	66·7	66·4	66·4	66·3	66·2	66·0	66·2	66·4	67·23
68·2	67·9	67·6	67·4	67·2	67·1	66·8	66·7	66·4	66·4	66·7	66·9	68·14
67·7	67·5	67·2	67·1	66·9	66·7	66·5	66·2	66·0	65·8	65·8	65·9	67·58
65·5	65·3	65·3	65·2	65·1	65·0	64·9	64·9	64·8	64·8	64·8	64·8	65·75
64·8	64·7	64·6	64·3	64·3	64·3	64·3	64·3	64·2	64·1	64·1	64·3	64·95
—	—	—	—	—	—	—	—	—	—	—	—	—
65·1	65·1	65·1	65·0	65·0	65·0	64·7	64·7	64·7	64·6	64·6	64·8	65·38
65·7	65·6	65·4	65·3	65·2	65·0	65·0	65·0	64·8	64·9	64·9	65·0	65·71
65·8	65·7	65·5	65·4	65·3	65·3	65·1	65·0	64·9	64·8	64·8	65·0	65·89
65·2	65·0	64·7	64·5	64·4	64·3	64·3	64·3	64·1	64·1	64·1	64·2	65·11
64·8	64·7	64·6	64·5	64·4	64·4	64·2	64·2	64·1	64·0	63·9	64·0	64·72
64·9	64·7	64·5	64·4	64·3	64·2	64·1	63·8	63·7	63·6	63·4	63·7	64·69
—	—	—	—	—	—	—	—	—	—	—	—	—
64·7	64·6	64·6	64·5	64·4	64·4	64·3	64·3	64·3	64·3	64·2	64·3	64·49
65·2	65·1	64·9	64·7	64·7	64·5	64·5 ^a	64·4	64·2	64·1	64·2	64·4	65·17
65·5	65·2	65·0	64·9	64·8	64·6	64·3	64·2	64·2	64·2	64·4	64·7	65·46
65·8	65·6	65·4	65·3	65·2	65·1	65·1	65·1	65·0	64·9	64·8	65·0	65·75
66·0	65·9	65·9	65·9	65·7	65·7	65·5	65·5	65·4	65·4	65·3	65·4	66·14
66·3	66·3	66·3	66·2	66·2	66·1	66·1	66·1	66·0	65·7	65·8	65·8	66·21
—	—	—	—	—	—	—	—	—	—	—	—	—
65·4	65·2	65·0	65·0	64·8	64·7	64·7	64·6	64·4	64·4	64·4	64·5	65·82
66·68	66·50	66·32	66·18	66·05	65·94	65·88	65·75	65·61	65·55	65·58	65·75	66·65

VERTICAL FORCE.												
One Scale Division = '00084 parts of the V. F. Change in the Magnetic moment of the Bar for 1° Fah°. = '00002.												
Mean Göttingen Time. } JUNE.	0h.	1h.	2h.	3h.	4h.	5h.	6h.	7h.	8h.	9h.	10h.	11h.
	Sc. Div.	Sc. Div.	Sc. Div.	Sc. Div.	Sc. Div.	Sc. Div.	Sc. Div.	Sc. Div.	Sc. Div.	Sc. Div.	Sc. Div.	Sc. Div.
2	43'7	43'8	44'0	43'9	43'9	43'8	44'1	44'2	44'2	44'1	44'0	43'7
3	42'9	43'2	43'6	43'7	43'7	44'0	44'1	44'1	44'2	44'2	44'0	44'0
4	43'5	44'0	44'0	44'2	44'1	44'1	44'1	44'1	44'0	43'4	43'3	43'0
5	43'1	43'3	43'5	44'0	44'0	44'0	43'6	43'8	43'5	43'3	43'3	43'2
6	42'3	42'7	43'0	42'9	42'7	42'4	42'4	42'4	42'4	42'3	41'9	41'9
7	41'0	41'5	41'9	42'4	42'4	42'4	41'7	42'0	42'0	41'8	41'5	41'4
8	—	—	—	—	—	—	—	—	—	—	—	—
9	42'7	42'4	41'8	41'3	41'3	41'3	41'6	41'7	41'7	41'5	41'5	41'3
10	41'0	40'8	40'8	40'8	40'9	40'7	40'7	40'8	41'2	41'3	41'4	41'4
11	41'0	40'9	40'9	41'2	40'9	40'9	41'0	40'9	41'0	41'0	40'9	40'8
12	40'5	40'8	41'0	41'2	41'3	41'4	41'5	41'3	41'5	41'3	41'3	41'3
13	41'3	41'8	41'8	41'8	41'8	41'4	41'4	41'4	41'4	41'4	41'3	41'2
14	39'9	40'2	40'3	40'8	41'4	41'6	41'7	41'7	41'7	41'7	41'7	41'7
15	—	—	—	—	—	—	—	—	—	—	—	—
16	40'2	40'2	41'3	41'3	41'3	40'7	40'4	41'1	41'2	40'9	40'8	40'8
17	40'6	41'6	42'9	42'8	42'2	42'2	42'3	42'3	42'0	41'6	41'0	41'0
18	41'0	41'4	42'0	42'6	43'2	43'1	42'7	42'3	42'0	41'7	40'9	40'9
19	40'7	40'7	40'8	41'4	42'0	42'3	42'1	41'3	41'3	41'1	41'1	41'7
20	41'6	42'0	42'1	42'1	41'8	41'5	41'1	41'1	40'6	40'4	40'4	40'4
21	38'8	39'0	39'2	40'1	40'3	40'1	40'1	40'1	40'0	39'8	39'7	39'7
22	—	—	—	—	—	—	—	—	—	—	—	—
23	46'3	46'5	46'8	47'7	47'9	48'0	48'2	48'7	48'7	48'6	48'3	47'9
24	48'0	48'6	49'5	50'1	50'4	50'5	50'5	50'3	50'3	49'3	48'8	48'3
25	47'6	48'0	49'0	49'5	49'5	49'6	49'7	49'8	49'7	49'4	49'1	48'6
26	47'7	48'1	48'1	48'2	48'0	47'8	47'8	47'8	46'8	46'6	46'5	46'5
27	49'0	49'0	49'5	49'3	49'0	48'8	48'6	48'5	48'3	48'2	47'8	47'8
28	47'7	47'7	47'8	48'2	48'2	48'2	48'3	48'2	48'3	48'1	48'0	47'7
29	—	—	—	—	—	—	—	—	—	—	—	—
30	47'1	47'6	48'3	48'7	48'3	48'3	48'3	48'0	46'6	47'6	48'0	48'0
Hourly Means	43'18	43'43	43'76	44'01	44'02	43'96	43'92	43'92	43'78	43'62	43'46	43'33

TEMPERATURE OF THE VERTICAL FORCE MAGNET.												
JUNE.	°	°	°	°	°	°	°	°	°	°	°	°
2	64'7	65'0	65'4	65'6	65'7	65'9	65'9	65'8	65'6	65'4	65'2	65'0
3	64'2	64'5	64'8	65'0	65'4	65'6	65'7	65'7	65'5	65'4	65'2	65'0
4	63'9	64'3	64'7	65'3	65'3	65'4	65'4	65'3	65'2	65'0	64'7	64'4
5	64'0	64'3	64'6	65'0	65'4	65'5	65'5	65'4	65'2	65'0	64'9	64'7
6	63'9	64'0	64'1	64'0	64'0	64'0	64'0	64'0	64'0	63'9	63'7	63'6
7	63'3	63'8	64'3	64'5	64'7	64'7	64'7	64'7	64'7	64'5	64'2	64'2
8	—	—	—	—	—	—	—	—	—	—	—	—
9	62'5	62'7	62'9	63'0	63'1	63'2	63'2	63'0	62'9	62'8	62'6	62'4
10	61'8	62'0	62'2	62'4	62'5	62'7	62'7	62'7	62'7	62'6	62'5	62'3
11	61'8	62'1	62'4	62'5	62'7	63'0	63'1	63'1	62'9	62'8	62'6	62'5
12	62'0	62'4	62'9	63'1	63'3	63'4	63'3	63'3	63'0	62'9	62'7	62'6
13	61'8	62'2	62'6	62'8	63'0	63'2	63'3	63'2	63'1	62'9	62'7	62'6
14	62'2	62'6	63'2	63'7	64'0	64'2	64'4	64'3	64'0	63'8	63'7	63'5
15	—	—	—	—	—	—	—	—	—	—	—	—
16	62'0	62'2	62'5	62'8	63'0	63'1	63'2	63'2	63'0	62'9	62'8	62'7
17	62'5	63'0	63'5	63'7	63'7	63'8	63'9	63'9	63'6	63'2	63'0	62'8
18	62'2	62'7	63'2	63'9	64'2	64'3	64'3	64'0	63'9	63'7	63'4	63'7
19	63'3	63'4	63'7	64'1	64'2	64'2	64'0	64'6	64'6	64'7	64'6	64'0
20	62'9	62'9	63'0	63'0	63'1	63'1	62'9	62'9	62'8	62'7	62'7	62'6
21	62'1	62'5	63'0	63'4	63'6	63'7	63'8	63'7	63'5	63'2	63'0	62'7
22	—	—	—	—	—	—	—	—	—	—	—	—
23	62'4	63'0	63'3	63'8	64'0	64'4	64'8	65'0	64'8	64'6	64'4	64'2
24	63'6	64'4	65'4	66'2	67'0	67'5	67'7	67'7	67'3	66'7	66'0	65'3
25	63'4	64'3	65'3	66'5	67'3	67'5	67'6	67'6	67'4	67'1	66'8	66'3
26	64'6	64'8	64'9	64'8	64'9	65'1	65'4	65'3	65'2	65'0	64'8	64'7
27	63'8	64'2	64'5	64'7	64'7	64'7	64'6	64'5	64'2	64'0	63'7	63'6
28	62'8	63'2	63'5	64'0	64'3	64'3	64'3	64'3	64'2	64'0	63'8	63'6
29	—	—	—	—	—	—	—	—	—	—	—	—
30	62'6	63'1	63'5	64'0	64'1	64'2	64'1	64'0	63'8	63'7	63'6	63'3
Hourly Means	62'97	63'34	63'74	64'07	64'29	64'43	64'47	64'45	64'28	64'10	64'89	63'69

VERTICAL FORCE.

One Scale Division = '00084 parts of the V. F. Change in the Magnetic moment of the bar for 1° Fah° = '00002.

12h.	13h.	14h.	15h.	16h.	17h.	18h.	19h.	20h.	21h.	22h.	23h.	Daily and Monthly Means.
Sc. Div.	Sc. Div.	Sc. Div.	Sc. Div.	Sc. Div.	Sc. Div.	Sc. Div.	Sc. Div.	Sc. Div.	Sc. Div.	Sc. Div.	Sc. Div.	Sc. Div.
43°7	43°6	43°6	43°6	43°5	43°4	42°9	42°9	42°9	43°0	43°0	42°8	43°59
43°5	43°5	43°4	43°4	43°4	43°2	43°1	43°1	43°0	43°0	43°1	43°2	43°52
43°0	42°9	42°9	42°9	42°9	42°9	42°6	42°6	42°6	42°6	42°8	42°8	43°30
42°9	42°9	42°5	42°6	42°6	43°0	43°0	43°0	43°0	41°7	41°9	42°0	43°07
41°9	41°7	41°6	41°4	41°4	41°4	41°3	41°1	40°8	41°0	40°8	40°9	41°86
—	—	—	—	—	—	—	—	—	—	—	—	—
42°1	42°0	42°0	42°0	41°8	41°7	41°7	41°7	41°7	41°7	42°0	42°3	41°86
41°2	41°1	41°1	40°7	40°8	40°8	41°0	40°9	40°9	40°8	40°8	40°9	41°29
41°2	41°1	40°9	40°8	40°8	40°8	40°8	40°4	40°7	40°7	41°1	41°0	40°92
40°8	40°5	40°6	40°6	40°6	40°6	40°3	40°3	40°3	40°3	40°2	40°1	40°69
41°0	41°0	40°8	40°5	40°5	40°2	40°3	40°3	40°3	40°5	41°0	41°3	40°92
41°0	41°0	40°8	40°8	40°8	40°3	40°6	40°5	40°5	40°4	40°0	39°9	41°02
—	—	—	—	—	—	—	—	—	—	—	—	—
40°9	40°7	40°5	40°3	40°1	40°1	40°1	40°1	40°1	40°4	40°4	40°1	40°76
40°7	40°7	40°8	40°8	40°7	40°7	40°6	40°4	40°1	40°2	40°4	40°4	40°69
41°0	41°0	40°8	40°7	40°7	40°5	40°5	40°5	40°5	40°6	40°8	40°8	41°29
41°0	41°0	41°0	40°6	40°6	40°0	40°0	39°9	40°1	40°5	40°1	40°6	41°22
41°7	41°6	41°6	41°6	41°6	41°6	41°4	41°2	41°2	40°9	40°9	41°3	41°38
40°3	40°3	40°0	39°9	39°9	39°9	40°3	40°2	39°0	38°8	38°8	38°8	40°47
—	—	—	—	—	—	—	—	—	—	—	—	—
46°3	47°4	47°2	46°8	46°8	46°8	46°4	46°4	45°6	45°8	46°0	46°1	43°10
47°9	47°5	47°5	47°2	47°0	47°0	47°1	46°8	46°8	46°1	46°9	47°1	47°44
48°0	47°6	46°7	46°6	46°4	46°1	46°1	46°0	46°0	45°6	45°6	46°2	47°98
48°5	48°2	47°7	47°7	47°4	47°4	47°3	47°3	47°1	47°1	47°2	47°4	48°32
46°0	46°0	45°8	45°8	45°7	45°6	45°3	45°2	45°2	47°8	47°8	48°3	46°85
47°8	47°5	47°4	47°2	47°1	46°9	46°9	46°9	—	47°1	47°3	47°4	47°97
—	—	—	—	—	—	—	—	—	—	—	—	—
48°0	48°0	48°0	48°6	47°6	47°3	47°2	47°2	47°2	47°2	47°1	47°1	47°79
48°0	48°0	47°8	47°8	47°6	47°6	47°2	47°2	47°1	46°7	47°1	47°2	47°67
43°54	43°47	43°32	43°24	43°13	43°03	42°96	42°88	42°61	42°82	42°92	43°04	43°40

TEMPERATURE OF THE VERTICAL FORCE MAGNET.

64°8	64°5	64°5	64°3	64°2	64°1	63°9	63°8	63°7	63°6	63°7	63°9	64°76
64°9	64°7	64°3	64°3	64°2	64°1	64°1	63°9	63°7	63°6	63°5	63°6	64°62
64°3	64°2	64°0	64°0	63°9	63°8	63°8	63°7	63°7	63°6	63°6	63°7	64°38
64°5	64°3	64°0	64°0	63°9	63°9	63°9	63°8	63°7	63°6	63°7	63°7	64°44
63°4	63°3	63°1	63°0	62°9	62°8	62°6	62°4	62°4	62°4	62°7	63°0	63°38
—	—	—	—	—	—	—	—	—	—	—	—	—
63°6	63°5	63°3	63°3	63°2	63°0	62°8	62°6	62°5	62°3	62°1	62°2	63°61
62°2	62°2	62°2	62°2	62°0	62°0	62°0	62°0	61°9	61°9	61°8	61°7	62°43
62°2	62°1	61°9	61°9	61°9	61°8	61°8	61°8	61°8	61°6	61°7	61°7	62°14
62°3	62°3	62°2	62°1	62°0	62°0	61°7	61°7	61°7	61°6	61°7	61°8	62°27
62°4	62°4	62°2	62°0	61°9	61°8	61°8	61°7	61°6	61°5	61°4	61°5	62°38
62°3	62°2	62°2	62°2	62°2	62°2	62°1	62°0	61°9	61°8	61°8	62°0	62°43
—	—	—	—	—	—	—	—	—	—	—	—	—
62°5	62°4	62°2	62°2	62°0	62°0	62°0	61°9	62°0	61°9	61°9	61°9	62°85
62°7	62°5	62°3	62°2	62°2	62°1	61°9	61°8	61°7	61°7	61°9	62°0	62°43
62°6	62°5	62°4	62°3	62°3	62°2	62°1	62°1	62°0	61°9	61°8	61°8	62°77
63°9	63°9	63°8	63°8	63°8	63°8	63°7	63°7	63°6	63°2	63°2	63°2	63°63
63°7	63°4	63°4	63°2	63°1	63°1	63°0	62°8	62°7	62°7	62°6	62°7	63°57
62°4	62°4	62°2	62°2	62°1	62°0	62°0	62°0	61°9	61°8	61°8	61°9	62°47
—	—	—	—	—	—	—	—	—	—	—	—	—
63°2	63°0	62°8	62°4	62°2	61°8	61°7	61°5	61°3	61°3	61°5	61°9	62°62
64°0	63°8	63°7	63°4	63°3	63°1	63°0	62°7	62°3	62°2	62°3	62°8	63°55
65°0	64°4	64°2	63°9	63°5	63°2	62°9	62°7	62°5	62°4	62°5	62°7	64°78
66°1	65°7	65°3	65°2	65°1	64°9	64°9	64°7	64°7	64°5	64°5	64°4	65°71
64°4	64°3	64°2	64°2	64°0	63°9	63°7	63°4	63°2	63°2	63°3	63°4	64°36
63°4	63°2	63°0	62°9	62°8	62°7	62°7	62°6	—	62°4	62°3	62°4	63°55
—	—	—	—	—	—	—	—	—	—	—	—	—
62°9	62°8	62°8	62°7	62°7	62°6	62°5	62°4	62°4	62°3	62°3	62°4	63°21
63°2	63°1	63°0	62°8	62°7	62°5	62°4	62°4	62°2	62°2	62°3	62°3	63°13
63°48	63°32	63°17	63°07	62°96	62°86	62°76	62°64	62°55	62°45	62°48	62°58	63°42

VERTICAL FORCE.												
One Scale Division = '00085 parts of the V. F. Change in the Magnetic moment of the Bar for 1° Fahr. = '00002.												
Mean Göttingen Time. } JULY.	0h.	1h.	2h.	3h.	4h.	5h.	6h.	7h.	8h.	9h.	10h.	11h.
	Sc. Div.	Sc. Div.	Sc. Div.	Sc. Div.	Sc. Div.	Sc. Div.	Sc. Div.	Sc. Div.	Sc. Div.	Sc. Div.	Sc. Div.	Sc. Div.
1	47.3	48.1	48.2	48.2	48.2	48.2	49.3	49.4	49.4	49.0	49.0	49.1
2	45.9	45.3	45.3	45.4	45.6	45.6	45.6	45.7	45.7	45.7	45.7	45.7
3	44.5	44.5	44.2	44.4	44.8	45.1	45.3	45.5	45.5	45.4	45.1	45.0
4	41.1	49.7	54.9	54.9	54.9 ^a	54.9	54.4	54.4	54.4	54.4	54.6	54.5
5	54.5	54.9	55.2	55.9	56.4	56.1	56.1	56.1	56.0	55.9	55.5	55.3
6	—	—	—	—	—	—	—	—	—	—	—	—
7	52.7	53.8	54.3	54.9	55.0	56.1	55.7	55.7	55.6	55.1	54.9	54.5
8	53.0	53.2	54.3	54.5	54.8	54.8	55.1	55.3	55.2	55.0	54.6	54.1
9	53.9	54.4	54.5	55.5	55.9	56.1	56.1	56.1	55.9	55.4	55.0	54.8
10	52.8	52.8	53.9	54.4	54.7	55.2	55.3	55.2	53.1	52.8	52.5	52.2
11	51.0	51.3	51.6	51.3	51.0	50.7	51.0	51.0	50.9	50.9	50.5	50.9
12	50.2	50.7	51.1	50.8	50.2	50.2	50.0	50.0	49.7	49.7	49.5	49.6
13	—	—	—	—	—	—	—	—	—	—	—	—
14	51.0	50.8	50.6	50.6	50.4	50.4	50.4	50.6	50.3	50.2	50.4	50.3
15	50.7	51.0	51.5	51.1	51.2	50.9	51.6	51.6	51.5	51.3	51.1	50.7
16	49.6	50.0	49.8	50.2	50.5	50.4	50.5	50.5	50.5	50.1	50.0	50.0
17	50.3	50.1	49.7	50.0	50.1	50.2	50.2	50.5	50.5	50.0	49.7	49.4
18	53.1	53.2	53.6	54.4	54.4	54.6	53.9	54.1	53.6	53.3	53.3	53.0
19	51.4	51.2	51.3	52.1	52.5	53.2	53.3	53.3	53.2	52.9	52.8	52.6
20	—	—	—	—	—	—	—	—	—	—	—	—
21	52.0	52.9	53.4	53.8	54.3	54.4	54.5	54.7	54.5	53.8	53.6	52.9
22	51.9	51.8	52.1	52.1	52.2	52.3	52.6	52.8	52.9	52.7	52.5	52.1
23	51.5	51.7	52.1	52.6	52.5	52.3	52.3	52.2	51.8	51.5	51.1	51.0
24	48.8	49.0	49.2	49.6	49.7	49.6	50.0	49.3	49.1	49.2	49.0	49.0
25	49.2	49.2	49.5	49.6	48.9	48.7	48.5	48.5	48.3	48.3	48.0	47.8
26	46.5	47.1	47.0	46.9	46.4	46.3	45.8	45.9	45.9	45.1	45.1	45.1
27	—	—	—	—	—	—	—	—	—	—	—	—
28	45.4	45.3	45.7	45.9	45.9	45.9	48.2	48.2	48.2	48.2	47.8	47.7
29	46.7	47.7	48.1	48.0	47.4	47.4	45.4	50.8	50.8	50.4	50.1	50.0
30	49.2	49.2	49.8	49.6	50.0	50.0	50.5	50.7	50.7	50.6	50.5	50.5
31	51.4	52.1	51.9	52.0	52.1	52.0	51.9	51.9	51.8	50.2	50.5	50.3
Hourly Means	49.84	50.41	50.84	51.06	51.11	51.17	51.24	51.48	51.29	51.00	50.83	50.67

TEMPERATURE OF THE VERTICAL FORCE MAGNET.												
JULY.	1	2	3	4	5	6	7	8	9	10	11	12
1	62.7	63.1	63.5	63.8	64.1	64.1	63.9	63.9	63.8	63.7	63.5	63.2
2	62.0	62.4	63.0	63.0	63.3	63.5	63.4	63.4	63.3	63.1	62.9	62.7
3	61.9	61.9	62.1	62.6	62.8	62.9	63.0	62.9	62.9	62.8	62.6	62.4
4	61.9	61.9	62.4	62.6	62.7 ^a	62.7	62.7	62.5	62.5	62.4	62.3	62.3
5	62.4	62.9	63.4	63.8	64.4	64.6	64.8	64.8	64.7	64.3	63.9	63.7
6	—	—	—	—	—	—	—	—	—	—	—	—
7	62.1	62.8	63.3	63.7	64.3	65.1	65.5	65.4	65.2	64.8	64.5	64.2
8	62.2	62.9	63.7	64.2	64.6	64.8	64.8	64.9	64.9	64.8	64.5	64.1
9	62.9	63.7	64.7	65.5	66.5	66.7	66.8	66.6	66.2	65.7	65.3	64.9
10	63.3	63.9	64.6	64.8	65.3	65.8	66.2	66.1	65.7	65.3	65.0	64.9
11	63.3	63.4	63.4	63.6	63.5	63.5	63.3	63.2	63.1	62.9	62.8	62.7
12	61.6	61.7	61.9	62.3	62.4	62.4	62.3	62.3	62.1	62.0	61.7	61.5
13	—	—	—	—	—	—	—	—	—	—	—	—
14	60.7	60.8	61.1	61.4	61.4	61.4	61.4	61.3	61.3	61.2	61.1	61.1
15	61.0	61.3	61.9	62.1	62.4	62.5	62.4	62.4	62.3	62.1	61.9	61.8
16	60.9	61.3	61.5	61.8	62.2	62.4	62.5	62.5	62.4	62.2	62.0	61.9
17	61.4	61.7	62.2	62.6	62.9	62.9	63.2	63.0	62.8	62.6	62.3	62.0
18	61.3	61.7	62.1	62.5	62.7	62.9	62.9	62.9	62.8	62.6	62.4	62.1
19	61.6	62.1	62.5	62.8	63.2	63.3	63.4	63.5	63.2	63.0	62.7	62.3
20	—	—	—	—	—	—	—	—	—	—	—	—
21	60.9	61.6	62.2	62.7	63.3	64.1	64.3	64.4	64.1	63.7	63.4	62.9
22	61.5	61.9	62.3	62.9	63.3	63.7	63.7	63.7	63.6	63.3	63.0	62.7
23	61.4	61.9	62.2	62.7	63.1	63.3	63.3	63.3	63.1	63.0	62.9	63.0
24	62.2	62.4	62.8	63.2	63.6	63.9	64.0	64.2	64.2	64.1	63.9	63.3
25	61.8	62.1	62.4	62.6	62.7	62.9	62.9	62.7	62.4	62.2	62.0	61.8
26	60.7	60.9	61.0	61.3	61.3	61.4	61.3	61.2	61.1	61.0	60.7	60.6
27	—	—	—	—	—	—	—	—	—	—	—	—
28	59.4	59.8	60.2	60.7	60.8	61.0	61.1	61.0	60.7	60.5	60.2	60.0
29	59.3	59.7	60.0	60.2	60.8	61.0	61.0	60.9	60.8	60.5	60.4	60.3
30	59.7	59.9	60.3	60.8	61.2	61.4	61.4	61.3	61.1	60.9	60.7	60.5
31	60.0	60.5	60.8	61.2	61.4	61.8	61.8	61.8	61.7	61.4	61.3	61.2
Hourly Means	61.49	61.86	62.28	62.64	62.97	63.19	63.23	63.19	63.04	62.82	62.59	62.37

^a One minute late.

VERTICAL FORCE.

One Scale Division = .00085 parts of the V. F. Change in the Magnetic moment of the Bar for 1° Fah°. = .00002.

12h.	13h.	14h.	15h.	16h.	17h.	18h.	19h.	20h.	21h.	22h.	23h.	Daily and Monthly Means.
Sc. Div. 49°0	Sc. Div. 48°9	Sc. Div. 48°8	Sc. Div. 48°8	Sc. Div. 48°8	Sc. Div. 48°7	Sc. Div. 48°3	Sc. Div. 48°1	Sc. Div. 48°1	Sc. Div. 46°2	Sc. Div. 46°5	Sc. Div. 46°4	Sc. Div. 48°33
45°4	45°4	45°4	45°4	45°4	45°4	45°4	45°3	45°1	44°9	44°7	44°5	45°39
45°0	45°0	45°0	45°0	45°0	45°0	45°0	44°9	44°9	45°3	41°1	41°1	44°65
54°4	54°4	54°3	54°3	54°3	54°3	54°3	54°3	53°9	53°7	53°8	54°4	53°65
—	—	—	—	—	—	—	—	—	—	—	—	—
54°3	54°3	54°0	54°0	54°0	53°7	53°6	53°3	53°3	51°5	51°8	52°2	54°49
54°0	54°0	52°8	52°6	52°5	52°4	52°1	52°1	52°0	51°6	51°8	52°4	53°69
53°8	53°4	53°3	53°3	52°9	52°9	52°8	52°8	52°6	52°2	52°6	53°2	53°74
54°3	53°8	53°5	53°2	53°0	53°0	53°0	52°4	52°2	52°2	52°2	52°2	54°11
52°2	51°5	51°3	51°2	51°2	51°0	50°9	51°0	51°0	50°9	50°9	51°3	52°47
50°3	50°2	50°1	50°1	50°0	49°9	49°8	49°8	49°8	49°7	49°5	50°2	50°48
—	—	—	—	—	—	—	—	—	—	—	—	—
49°5	49°1	48°8	48°9	48°9	48°8	48°6	48°7	48°6	49°1	50°6	50°9	49°67
50°3	50°2	50°2	50°1	50°1	50°2	50°0	50°0	50°1	50°1	50°0	50°5	50°32
50°7	50°6	50°5	50°2	50°2	50°1	50°1	50°1	50°1	49°4	49°3	49°2	50°61
50°1	50°1	49°9 ^b	50°0	50°0	49°8	49°7	49°6	49°5	49°4	49°6	49°8	49°98
49°4	49°3	48°9	48°9	48°9	48°9	48°9	48°9	48°9	—	53°0	53°0	49°90
52°6	52°5	52°2	52°2	52°2	52°2	52°0	51°9	51°5	51°0	51°1	51°1	52°79
—	—	—	—	—	—	—	—	—	—	—	—	—
51°7	51°5	51°2	51°3	51°3	51°1	51°1	51°1	51°1	51°1	51°4	51°4	51°88
52°9	52°9	52°4	52°4	52°2	52°1	52°1	52°1	51°9	51°7	52°1	52°1	52°99
51°7	51°6	51°1	51°1	51°1	51°1	51°0	51°0	51°0	50°9	51°0	50°8	51°72
51°0	50°9	50°9	50°4	48°0	48°1	47°8	48°0	47°9	48°2	48°3	48°7	50°45
48°7	48°5	48°2	48°0	47°9	48°0	48°0	48°1	48°2	48°2	48°3	48°9	48°77
47°8	47°8	47°3	47°5	47°5	47°5	47°0	46°8	46°9	46°8	47°0	46°2	47°94
—	—	—	—	—	—	—	—	—	—	—	—	—
44°7	45°3	45°3	45°0	45°0	45°3	45°3	45°1	45°1	45°1	45°2	45°1	45°61
47°6	47°6	47°6	47°2	47°1	47°1	46°1	45°9	45°8	46°0	46°2	46°7	46°80
49°9	49°9	49°9	49°8	49°7	49°7	49°7	49°3	49°2	49°7	49°4	49°8	49°12
50°5	50°5	50°5	50°5	50°4	50°3	50°2	50°2	50°2	50°3	50°5	50°8	50°26
50°0	50°1	50°0	50°0	50°1	50°0	49°8	49°7	49°7	49°7	49°6	49°8	50°69
50°44	50°34	50°13	50°05	49°91	49°87	49°73	49°65	49°58	49°42	49°54	49°73	50°39

TEMPERATURE OF THE VERTICAL FORCE MAGNET.

63°1	63°0	62°9	62°7	62°7	62°6	62°2	62°2	62°1	61°9	62°0	62°1	63°03
62°6	62°5	62°5	62°4	62°3	62°1	62°1	61°9	61°9	61°8	61°7	61°7	62°56
62°3	62°2	62°2	62°2	62°2	62°1	62°0	62°0	62°0	61°9	61°8	61°8	62°31
62°2	62°1	61°9	61°9	61°8	61°7	61°7	61°7	61°7	61°6	61°8	61°9	62°12
—	—	—	—	—	—	—	—	—	—	—	—	—
62°2	62°1	61°9	61°7	61°5	61°3	61°0	60°8	60°6	60°3	60°7	61°3	62°63
63°5	63°2	62°7	62°3	61°9	61°7	61°5	61°3	61°0	60°9	60°8	61°3	63°04
63°7	63°5	63°1	62°9	62°8	62°7	62°4	62°2	62°1	62°0	62°0	62°3	63°42
64°5	64°1	63°7	63°2	63°0	62°7	62°6	62°4	62°3	62°4	62°4	62°7	64°23
64°6	64°3	64°1	63°9	63°7	63°4	63°2	63°0	63°0	62°9	63°0	63°1	64°29
62°4	62°2	62°1	61°9	61°8	61°8	61°6	61°6	61°4	61°2	61°2	61°2	62°46
—	—	—	—	—	—	—	—	—	—	—	—	—
61°2	61°2	61°2	61°2	61°1	61°0	61°0	60°8	60°8	60°7	60°6	60°6	61°48
61°0	60°9	60°7	60°6	60°6	60°4	60°4	60°4	60°4	60°4	60°4	60°8	60°88
61°5	61°4	61°2	61°1	61°0	60°9	60°7	60°7	60°5	60°4	60°5	60°6	61°44
61°7	61°5	61°4 ^b	61°3	61°1	61°0	61°0	60°9	60°6	60°5	60°6	60°8	61°50
61°8	61°7	61°5	61°4	61°2	61°2	61°0	61°0	60°8	—	60°7	60°9	61°86
62°0	61°8	61°4	61°2	61°0	60°9	60°9	60°7	60°5	60°3	60°4	60°9	61°70
—	—	—	—	—	—	—	—	—	—	—	—	—
61°3	61°1	61°0	60°8	60°6	60°3	60°0	59°9	59°8	59°7	59°9	60°3	61°59
62°5	62°2	61°9	61°7	61°4	61°3	61°1	61°0	60°8	60°8	60°8	61°0	62°25
62°3	62°2	61°9	61°8	61°6	61°5	61°4	61°3	61°2	61°1	61°2	61°2	62°26
63°0	63°2	63°1	63°0	62°9	62°8	62°7	62°7	62°5	62°2	62°0	62°0	62°72
62°9	62°6	62°2	62°0	61°8	61°7	61°5	61°5	61°4	61°3	61°3	61°5	62°65
61°7	61°5	61°4	61°3	61°2	61°1	60°7	60°6	60°5	60°3	60°3	60°4	61°65
—	—	—	—	—	—	—	—	—	—	—	—	—
59°7	59°7	59°7	59°5	59°4	59°4	59°4	59°3	59°2	59°1	59°0	59°2	60°21
59°9	59°7	59°6	59°5	59°5	59°4	59°3	59°2	59°1	59°2	59°0	59°1	59°91
60°2	60°1	59°8	59°7	59°6	59°4	59°4	59°4	59°4	59°3	59°3	59°4	59°99
60°3	60°2	60°2	60°1	60°0	59°9	59°7	59°6	59°4	59°3	59°6	59°7	60°30
60°9	60°8	60°5	60°3	60°2	60°1	60°1	60°0	59°8	59°8	59°6	59°7	60°69
62°04	61°89	61°69	61°54	61°40	61°27	61°13	61°04	60°92	60°82	60°84	61°02	61°97

^b Three minutes late.

VERTICAL FORCE.													
One Scale Division = '00085 parts of the V. F. Change in the Magnetic moment of the Bar for 1° Fah ^t . = '00002.													
Mean Göttingen Time.	0h.	1h.	2h.	3h.	4h.	5h.	6h.	7h.	8h.	9h.	10h.	11h.	
AUGUST.	1	49·8	50·0	50·3	50·3	49·9	49·7	50·3	50·5	50·4	50·4	50·4	
	2	48·3	49·2	48·9	49·3	49·4	49·4	49·5	50·2	49·9	49·8	49·6	
	3	—	—	—	—	—	—	—	—	—	—	—	
	4	49·3	49·6	50·0	49·5	49·7	49·1	48·8	48·7	49·0	48·7	48·7	48·4
	5	48·1	49·0	50·0	50·2	49·8	49·5	49·4	49·3	49·1	48·6	48·3	48·3
	6	48·8	49·5	49·6	49·9	49·9	49·7	49·3	49·2	49·1	48·9	48·6	48·4
	7	48·4	48·5	48·9	49·5	49·3	48·8	48·8	48·2	48·4	48·6	48·6	48·4
	8	48·3	48·6	48·0	48·4	48·4	47·9	48·2	48·4	48·2	47·9	47·9	47·9
	9	47·5	48·0	48·8	48·8	48·3	48·1	47·8	47·4	47·5	47·5	47·6	47·5
	10	—	—	—	—	—	—	—	—	—	—	—	—
	11	47·8	48·0	48·4	48·6	49·1	48·6	48·7	48·5	48·1	47·9	47·5	47·5
	12	47·6	48·0	48·3	48·3	48·3	47·6	47·6	47·6	47·5	47·4	47·2	47·1
	13	46·9	47·3	47·2	47·4	47·3	47·4	47·4	47·0	47·0	46·4	46·4	46·4
	14	46·5	46·6	46·6	46·6	46·8	46·8	46·8	46·9	46·9	46·7	46·4	46·5
	15	45·9	46·5	47·0	47·1	47·1	46·6	46·7	46·7	46·7	46·6	47·0	46·7
	16	45·8	46·2	47·1	47·6	47·9 ^a	47·7	—	51·2 ^b	51·1	51·1	50·8	50·7
	17	—	—	—	—	—	—	—	—	—	—	—	—
	18	51·2	52·2	52·6	53·3	53·8	53·7	53·6	53·3	53·0	52·5	52·4	53·3
	19	50·2	50·7	52·1	51·7	51·7	52·2	52·4	52·4	52·0	51·9	51·7	51·7
	20	50·4	50·5	51·6	52·3	52·4	52·4	52·2	52·1	51·8	51·5	51·0	50·8
	21	50·4	50·6	50·9	50·4	50·2	50·1	50·1	50·3	50·2	50·1	50·1	50·0
	22	50·3	50·1	49·9	49·9	50·0	50·1	50·1	50·1	50·1	50·0	49·9	49·8
	23	49·7	50·1	50·1	50·3	50·3	50·3	50·1	50·1	49·8	49·1	49·1	49·2
	24	—	—	—	—	—	—	—	—	—	—	—	—
	25	51·2	51·0	51·5	51·9	51·9	51·6	51·3	51·4	51·7	51·7	51·4	51·3
	26	47·8	48·3	48·5	48·1	47·8	47·8	47·9	48·4	48·4	48·3	48·1	48·1
	27	47·3	47·3	47·6	47·3	47·4	47·6	47·7	47·8	47·6	47·6	47·2	47·0
	28	47·0	47·7	47·9	47·9	48·2	48·0	47·7	47·5	47·5	47·3	47·0	47·0
	29	47·4	47·8	48·1	47·6	47·1	47·5	47·5	47·3	47·3	46·7	46·2	46·2
	30	48·6	48·8	48·8	48·5	48·5	48·4	48·4	47·2	46·5	46·6	46·7	47·5
	31	—	—	—	—	—	—	—	—	—	—	—	—
Hourly Means	48·48	48·85	49·18	49·26	49·25	49·10	49·13	49·14	49·03	48·84	48·68	48·68	

TEMPERATURE OF THE VERTICAL FORCE MAGNET.													
AUGUST.	1	59·9	60·3	60·7	60·8	61·1	61·2	61·2	61·2	61·0	60·9	60·7	60·5
	2	60·3	60·7	60·9	61·4	61·7	61·8	61·8	61·8	61·7	61·6	61·4	61·2
	3	—	—	—	—	—	—	—	—	—	—	—	—
	4	59·5	59·7	60·1	60·2	60·4	60·4	60·4	60·6	60·4	60·3	60·1	59·9
	5	59·7	60·3	60·8	61·2	61·4	61·4	61·3	61·3	61·2	60·9	60·7	60·5
	6	59·8	60·2	60·5	60·8	61·1	61·3	61·5	61·4	61·3	61·2	61·0	60·9
	7	60·7	61·0	61·3	61·3	61·5	61·6	61·5	61·4	61·3	61·1	61·1	61·0
	8	59·9	60·2	60·4	60·6	60·7	60·9	60·9	60·9	60·9	60·6	60·4	60·1
	9	59·7	59·8	60·0	60·3	60·2	60·3	60·3	60·4	60·3	60·2	60·1	60·0
	10	—	—	—	—	—	—	—	—	—	—	—	—
	11	59·4	59·7	60·0	60·4	60·8	60·8	60·8	60·8	60·8	60·6	60·3	60·0
	12	58·8	59·0	59·3	59·8	60·1	60·3	60·2	60·2	60·0	59·7	59·5	59·3
	13	58·7	58·8	59·0	59·2	59·4	59·7	59·9	60·0	59·9	59·8	59·5	59·3
	14	58·9	59·3	59·5	59·7	59·9	60·0	60·1	60·1	60·0	59·8	59·6	59·3
	15	58·9	59·2	59·4	59·7	59·9	60·0	60·0	59·9	59·7	59·5	59·3	59·2
	16	58·9	59·2	59·6	59·9	60·2 ^a	60·3	—	60·3	60·2	60·0	59·7	59·6
	17	—	—	—	—	—	—	—	—	—	—	—	—
	18	59·7	60·4	61·0	61·5	61·7	61·9	61·8	61·8	61·7	61·6	61·3	61·0
	19	59·7	60·4	60·9	61·2	61·4	61·4	61·6	61·6	61·5	61·2	61·2	60·9
	20	59·8	59·9	60·3	60·7	60·9	60·9	60·9	60·8	60·5	60·4	60·1	59·9
	21	59·1	59·3	59·6	59·9	60·1	60·1	60·2	60·0	59·9	59·8	59·7	59·6
	22	59·2	59·3	59·5	59·9	60·0	60·0	60·0	60·0	59·9	59·7	59·5	59·4
	23	58·8	59·0	59·2	59·3	59·4	59·4	59·4	59·4	59·3	59·2	59·1	59·0
	24	—	—	—	—	—	—	—	—	—	—	—	—
	25	58·3	58·5	59·0	59·4	59·6	59·9	59·8	59·7	59·7	59·5	59·3	59·2
	26	58·9	59·6	60·0	60·5	60·8	60·8	60·9	60·9	60·6	60·3	60·1	60·0
	27	59·2	59·5	59·6	59·7	60·2	60·3	60·4	60·4	60·3	60·1	60·0	59·7
	28	59·3	59·9	60·4	60·8	61·0	61·0	60·9	60·9	60·6	60·3	60·2	60·0
	29	59·0	59·4	59·7	60·3	60·5	60·5	60·6	60·7	60·6	60·3	60·2	60·5
	30	60·0	60·3	60·7	60·7	60·8	61·1	61·2	61·5	61·7	61·9	61·8	61·1
	31	—	—	—	—	—	—	—	—	—	—	—	—
Hourly Means	59·39	59·73	60·05	60·35	60·57	60·67	60·70	60·69	60·57	60·39	60·22	60·03	

^a Four and a half minutes late.

^b Raised on the Agate planes.

VERTICAL FORCE.

One Scale Division = '00085 parts of the V. F. Change in the Magnetic moment of the Bar for 1° Fah°. = '00002.

12h.	13h.	14h.	15h.	16h.	17h.	18h.	19h.	20h.	21h.	22h.	23h.	Daily and Monthly Means.
Sc. Div. 50'2	Sc. Div. 50'3	Sc. Div. 50'3	Sc. Div. 50'4	Sc. Div. 50'3	Sc. Div. 50'3	Sc. Div. 50'4	Sc. Div. 50'4	Sc. Div. 50'2	Sc. Div. 49'2	Sc. Div. 49'0	Sc. Div. 48'3	Sc. Div. 50'07
—	—	—	—	—	—	—	—	—	—	—	—	48'93
48'7	48'6	48'5	48'5	48'5	48'4	48'3	47'8	48'1	48'5	48'6	48'9	48'49
48'4	48'4	48'2	47'9	47'8	47'8	47'9	47'9	47'9	47'3	47'4	47'4	48'50
48'1	47'9	47'8	47'8	47'8	47'8	47'8	47'7	47'7	47'7	47'7	48'1	48'71
48'4	48'1	48'2	48'2	48'2	48'3	48'2	48'2	48'0	48'1	48'1	48'1	48'38
48'3	48'3	48'2	48'3	48'1	48'1	48'0	47'9	47'9	47'6	47'8	48'3	47'87
47'9	47'7	47'6	47'6	47'6	47'6	47'4	47'4	47'5	47'5	47'5	47'5	47'52
—	—	—	—	—	—	—	—	—	—	—	—	47'80
47'3	47'2	47'1	47'1	46'8	46'6	47'1	47'1	47'1	47'3	47'3	47'6	47'14
47'5	47'3	47'3	47'3	47'3	47'3	47'5	47'0	47'5	47'5	47'5	47'5	46'51
47'1	47'1	46'5	46'5	46'4	46'2	46'2	46'4	46'5	46'5	46'7	46'8	46'34
46'4	46'4	46'4	46'4	46'2	46'1	45'7	45'7	45'6	45'6	45'8	45'9	46'41
46'5	46'5	46'2	46'0	46'0	45'7	46'0	46'0	46'0	45'7	45'7	45'8	50'04
46'6	46'6	46'6	46'1	46'1	46'1	46'0	45'9	45'8	45'8	45'8	45'8	51'99
—	—	—	—	—	—	—	—	—	—	—	—	51'37
51'2	51'3	51'4	51'4	51'4	51'4	51'3	51'1	50'7	50'8	50'8	51'0	50'92
51'9	51'6	51'4	51'2	51'2	51'0	51'1	51'0	51'0	50'6	50'5	50'4	49'99
51'4	51'4	51'3	51'1	51'1	51'0	51'0	51'0	50'9	50'7	50'9	50'4	49'72
50'6	50'5	50'4	50'2	50'2	50'3	50'3	50'2	50'2	50'0	50'0	50'3	50'17
49'8	49'8	49'7	49'7	49'5	49'5	49'5	49'2	49'8	49'7	49'7	50'4	50'96
49'6	49'5	49'4	49'4	49'4	49'3	49'3	49'2	49'4	49'6	49'4	49'5	47'77
—	—	—	—	—	—	—	—	—	—	—	—	47'00
48'8	—	50'9	50'9	50'6	50'5	50'5	50'3	50'3	50'6	51'2	51'2	47'04
51'1	51'0	50'7	50'7	50'7	50'6	50'8	50'6	50'4	50'4	50'5	47'7	46'85
47'8	47'6	47'7	47'5	47'4	47'4	47'4	47'1	47'4	47'0	47'3	47'3	47'21
47'0	46'7	46'7	46'7	46'7	46'6	46'4	46'4	46'3	46'2	46'3	46'6	48'60
47'0	47'0	46'8	46'6	46'5	46'3	46'4	46'4	46'0	46'0	46'3	46'9	47'21
46'2	46'1	46'0	46'0	46'1	46'0	46'0	46'0	46'2	46'8	47'8	48'6	48'60
—	—	—	—	—	—	—	—	—	—	—	—	—
46'8	46'8	46'7	46'7	46'4	46'4	46'4	46'4	46'1	46'6	46'4	46'8	—
48'48	48'39	48'38	48'32	48'24	48'18	48'19	48'09	48'09	48'05	48'17	48'20	48'60

TEMPERATURE OF THE VERTICAL FORCE MAGNET.

60'4	60'2	60'4	60'4	60'3	60'2	60'1	60'1	60'0	60'0	60'0	60'0	60'48
—	—	—	—	—	—	—	—	—	—	—	—	60'45
60'1	60'1	59'8	59'7	59'6	59'5	59'4	59'4	59'3	59'2	59'2	59'3	59'80
59'8	59'7	59'7	59'6	59'5	59'5	59'3	59'2	59'2	59'1	59'2	59'4	60'34
60'3	60'2	60'0	59'9	59'8	59'7	59'7	59'7	59'6	59'5	59'4	59'7	60'62
60'7	60'6	60'4	60'4	60'4	60'3	60'2	60'2	60'1	60'0	60'1	60'4	60'69
60'8	60'6	60'3	60'2	60'2	60'0	60'0	60'0	60'0	60'0	59'8	59'8	60'14
60'1	60'0	60'0	60'0	59'9	59'8	59'7	59'5	59'5	59'4	59'5	59'5	59'62
—	—	—	—	—	—	—	—	—	—	—	—	59'67
59'7	59'5	59'4	59'3	59'1	59'0	59'0	59'0	58'9	58'9	58'7	58'8	59'17
59'7	59'3	59'4	59'2	59'2	59'1	59'0	58'9	58'8	58'8	58'7	58'7	59'05
59'2	59'0	58'8	58'7	58'7	58'6	58'6	58'5	58'5	58'4	58'4	58'5	59'22
59'2	59'1	59'1	59'0	58'9	58'7	58'4	58'4	58'3	58'2	58'3	58'5	59'17
59'2	59'2	59'0	58'9	58'8	58'8	58'7	58'6	58'6	58'5	58'3	58'6	59'72
59'2	59'0	59'0	59'0	58'9	58'9	58'8	58'6	58'5	58'5	58'4	58'7	60'57
—	—	—	—	—	—	—	—	—	—	—	—	60'56
60'2	60'2	60'0	59'8	59'7	59'7	59'6	59'4	59'3	59'2	59'2	59'4	59'84
60'7	60'5	60'3	60'2	60'0	60'0	59'7	59'5	59'3	59'2	59'4	59'4	59'44
60'7	60'6	60'5	60'3	60'2	60'0	60'0	59'9	59'7	59'6	59'4	59'6	59'28
59'8	59'7	59'6	59'5	59'3	59'2	59'2	59'1	59'0	58'9	58'8	58'9	58'69
59'5	59'4	59'2	59'2	59'2	59'0	59'0	58'9	58'9	58'9	59'0	59'0	59'02
59'2	59'2	59'1	59'1	59'0	58'9	58'8	58'7	58'7	58'5	58'6	58'6	59'68
—	—	—	—	—	—	—	—	—	—	—	—	59'47
58'6	—	58'5	58'4	58'2	58'2	58'2	58'1	57'8	57'8	57'7	57'8	59'75
59'0	58'9	58'9	58'9	58'8	58'7	58'7	58'7	58'5	58'4	58'5	58'6	60'27
59'8	59'6	59'3	59'2	59'1	59'0	58'9	58'9	58'9	58'7	58'8	58'8	60'16
59'5	59'3	59'3	59'2	59'2	59'1	58'7	58'7	58'7	58'6	58'7	58'9	—
59'8	59'5	59'4	59'3	59'2	59'0	59'0	58'9	58'7	58'7	58'6	58'7	—
60'5	60'6	60'7	60'7	60'6	60'6	60'6	60'3	60'2	59'9	59'8	59'8	—
—	—	—	—	—	—	—	—	—	—	—	—	—
59'9	59'7	59'7	59'5	59'3	59'2	59'1	59'0	58'9	58'8	58'8	59'2	—
59'83	59'75	59'61	59'52	59'43	59'33	59'25	59'16	59'07	58'99	58'97	59'10	59'80

VERTICAL FORCE.													
One Scale Division = '00085 parts of the V. F. Change in the Magnetic moment of the Bar for 1° Fah. = '00002.													
Mean Göttingen Time. } }	0h.	1h.	2h.	3h.	4h.	5h.	6h.	7h.	8h.	9h.	10h.	11h.	
SEPTEMBER.	Sc. Div.	Sc. Div.	Sc. Div.	Sc. Div.	Sc. Div.	Sc. Div.	Sc. Div.	Sc. Div.	Sc. Div.	Sc. Div.	Sc. Div.	Sc. Div.	
	1	46·8	46·8	46·8	47·5	47·8	47·8	46·6	46·7	46·4	46·2	46·2	
	2	45·5	45·7	46·8	47·6	47·3	47·2	47·2	47·2	46·6	46·2	45·8	
	3	45·6	45·6	45·6	45·6	45·6	45·8	45·8	46·0	46·0	45·5	45·4	45·4
	4	45·5	45·6	46·0	46·7	47·1	46·8	46·2	46·2	45·8	45·5	45·3	45·1
	5	45·4	45·6	45·6	45·4	45·6	45·6	45·9	46·4	46·3	46·0	45·7	45·6
	6	45·1	48·5	53·3	53·0	52·8	53·0	52·4	52·5	52·6	52·4	52·2	52·2
	7	—	—	—	—	—	—	—	—	—	—	—	—
	8	51·4	51·5	51·2	51·3	51·3	50·9	50·4	50·1	50·3	50·2	49·9	50·0
	9	49·7	49·9	50·3	50·1	49·7	49·7	48·7	48·8	48·8	48·7	48·3	48·4
	10	49·0	49·6	49·8	49·5	48·8	48·1	48·2	48·6	48·6	48·4	48·4	48·4
	11	48·3	48·3	48·7	49·0	49·1	48·9	48·8	48·9	48·7	48·5	48·3	48·3
	12	48·6	48·8	49·0	49·0	48·7	48·7	48·7	48·7	48·7	48·6	48·5	48·0
	13	48·7	49·2	49·7	49·7	49·5	49·2	48·9	48·4	48·4	48·4	48·3	48·2
	14	—	—	—	—	—	—	—	—	—	—	—	—
	15	47·2	47·5	48·4	48·9	48·6	48·1	47·4	47·2	47·3	47·3	47·2	47·2
	16	47·2	47·8	48·2	48·1	48·1	48·3	48·3	48·2	48·1	47·7	47·4	47·4
	17	47·8	48·1	49·0	49·4	50·1	50·3	50·1	50·0	49·5	48·9	48·8	48·5
	18	48·7	48·7	48·4	48·1	48·5	48·5	48·5	48·5	48·4	48·1	48·0	47·8
	19	47·1	46·2	45·8	45·4	46·2	47·4	47·8	48·1	48·0	48·0	47·9	47·9
	20	49·1	49·2	49·7	50·0	50·0	50·0	46·3 ^a	54·2	53·8	53·5	53·3	52·7
	21	—	—	—	—	—	—	—	—	—	—	—	—
	22	53·0	53·4	53·7	53·7	53·5	53·4	53·6	53·4	53·0	52·8	52·8	52·8
	23	52·8	52·8	52·8	52·3	52·2	51·6	51·2	51·3	51·2	51·0	51·0	51·1
	24	51·5	51·7	52·2	52·1	52·4	52·5	52·5	52·6	52·4	52·3	52·0	52·1
	25	52·9	51·9	52·0	51·6	51·5	51·9	51·9	52·3	52·3	52·6	52·6	52·7
	26	51·7	52·1	52·2	52·3	52·3	52·4	52·2	52·1	51·6	51·4	51·1	51·1
	27	50·2	50·7	51·6	52·2	52·3	52·3	52·3	52·2	51·8	52·1	51·9	52·2
	28	—	—	—	—	—	—	—	—	—	—	—	—
	29	50·6	50·7	50·9	51·5	52·0	52·0	52·0	52·0	51·8	51·5	51·2	51·1
	30	48·8	48·7	48·4	48·5	49·0	49·3	49·4	49·5	49·3	49·1	49·1	49·1
Hourly Means	48·78	49·02	49·47	49·56	49·62	49·60	49·40	49·62	49·45	49·27	49·10	49·05	
TEMPERATURE OF THE VERTICAL FORCE MAGNET.													
SEPTEMBER.	1	59·3	59·4	59·8	60·4	60·9	61·2	61·1	61·1	60·9	60·7	60·5	60·2
	2	59·1	59·7	60·4	60·8	61·2	61·3	61·4	61·4	61·2	61·0	60·5	60·3
	3	59·3	59·7	60·3	60·5	60·9	60·9	61·0	60·9	60·7	60·4	60·4	60·2
	4	59·3	59·5	60·0	60·3	60·5	60·6	60·6	60·6	60·3	60·1	59·9	59·7
	5	58·8	59·2	59·6	60·4	60·7	61·2	61·5	61·6	61·3	61·1	60·8	60·5
	6	59·8	60·6	61·4	61·8	62·2	62·3	62·4	62·3	62·1	61·8	61·4	61·2
	7	—	—	—	—	—	—	—	—	—	—	—	—
	8	59·2	59·4	59·5	59·7	59·9	59·9	59·8	59·8	59·7	59·6	59·6	59·4
	9	58·8	58·9	59·2	59·7	59·7	59·8	59·8	60·0	59·7	59·6	59·3	59·2
	10	58·6	58·9	59·0	59·2	59·3	59·4	59·7	59·6	59·4	59·3	59·2	59·2
	11	58·5	58·8	58·9	59·2	59·3	59·3	59·3	59·3	59·2	59·1	58·9	58·8
	12	57·9	58·3	58·8	59·0	59·3	59·3	59·4	59·6	59·5	59·3	59·2	59·1
	13	58·7	59·3	59·8	60·4	60·6	60·7	60·7	60·7	60·3	60·1	59·9	59·8
	14	—	—	—	—	—	—	—	—	—	—	—	—
	15	58·9	59·0	59·4	59·5	59·7	59·7	59·7	59·7	59·5	59·3	59·2	59·1
	16	58·6	58·9	59·2	59·3	59·7	59·8	60·1	60·1	60·0	59·9	59·5	59·4
	17	59·0	59·3	59·8	60·2	60·7	61·2	61·4	61·4	61·3	61·0	60·8	60·5
	18	59·4	59·7	60·1	60·6	60·9	61·0	60·9	60·9	60·9	60·5	60·2	60·1
	19	59·3	59·7	60·0	60·4	60·8	60·8	61·2	61·1	60·8	60·6	60·3	60·2
	20	59·7	60·2	60·7	61·2	61·5	61·8	61·8	61·7	61·5	61·3	61·1	61·0
	21	—	—	—	—	—	—	—	—	—	—	—	—
	22	59·5	60·0	60·5	60·9	61·2	61·3	61·2	61·2	61·0	60·7	60·4	60·2
	23	59·1	59·5	59·8	60·0	60·1	60·1	60·1	60·0	59·9	59·8	59·6	59·4
	24	59·4	60·0	60·5	60·7	61·3	61·4	61·6	61·6	61·3	61·2	61·3	61·4
	25	60·7	60·8	61·0	61·3	61·8	62·2	62·3	62·7	62·7	62·7	62·5	61·9
	26	60·3	60·9	61·3	61·6	61·9	62·1	62·0	61·9	61·7	61·3	61·0	60·9
	27	60·4	60·9	61·4	61·6	61·8	62·0	62·0	61·9	62·0	62·5	62·2	62·1
	28	—	—	—	—	—	—	—	—	—	—	—	—
	29	60·2	60·5	60·7	60·8	61·2	61·6	61·8	61·8	61·7	61·5	61·3	61·1
	30	59·9	60·3	60·7	60·9	61·3	61·3	61·3	61·2	61·1	60·9	60·8	60·5
	Hourly Means	59·29	59·67	60·07	60·40	60·71	60·85	60·89	60·93	60·76	60·59	60·38	60·21

^a Not included in the means.

VERTICAL FORCE.

One Scale Division = '00085 parts of the V.F. Change in the Magnetic moment of the Bar for 1° Fah°. = '00002.

12h.	13h.	14h.	15h.	16h.	17h.	18h.	19h.	20h.	21h.	22h.	23h.	Daily and Monthly Means.
Sc. Div.	Sc. Div.	Sc. Div.	Sc. Div.	Sc. Div.	Sc. Div.	Sc. Div.	Sc. Div.	Sc. Div.	Sc. Div.	Sc. Div.	Sc. Div.	Sc. Div.
45.8	45.8	45.5	45.5	45.5	45.5	45.3	45.3	45.3	45.5	45.3	45.3	46.14
45.8	45.6	45.6	45.6	45.5	45.4	45.2	45.2	45.2	45.0	45.2	45.3	45.98
45.4	45.1	45.1	45.1	45.1	45.1	45.0	44.8	44.8	44.8	45.0	45.1	45.35
44.9	44.9	44.9	44.8	44.8	44.7	45.3	44.6	44.6	44.4	44.4	44.9	45.37
45.2	45.1	44.7	44.5	44.4	44.2	44.2	44.1	44.2	44.2	44.2	45.1	45.13
—	—	—	—	—	—	—	—	—	—	—	—	—
50.7	50.7	50.4	50.3	50.3	50.2	50.2	50.2	50.6	50.6	51.1	51.4	51.11
50.0	50.0	49.9	49.9	50.0	50.0	50.0	50.0	49.9	49.7	49.8	49.8	50.31
48.2	48.3	48.3	48.4	48.4	48.3	48.3	48.3	48.2	48.3	48.5	48.8	48.81
48.5	48.5	48.6	48.4	48.3	48.2	48.2	48.2	48.3	48.6	48.5	48.3	48.58
48.3	48.3	48.3	48.2	48.0	48.0	47.6	47.6	48.3	48.0	48.2	48.4	48.37
47.7	47.8	47.9	47.8	47.4	47.2	47.0	47.0	47.1	47.6	47.8	48.1	48.10
—	—	—	—	—	—	—	—	—	—	—	—	—
47.7	47.8	47.9	47.7	47.7	47.9	47.8	47.8	47.3	46.9	46.7	46.9	48.19
47.2	47.2	47.2	47.1	47.1	47.1	47.1	47.1	47.1	47.1	46.8	46.8	47.38
47.4	47.4	47.4	47.4	47.5	47.5	47.5	47.4	47.0	47.3	47.5	47.6	47.65
48.2	48.2	48.0	48.0	48.0	48.0	48.0	48.0	47.9	47.9	48.2	48.5	48.64
47.8	47.7	47.6	47.9	47.9	47.9	48.0	48.0	47.4	47.4	47.4	47.5	48.03
47.7	47.5	47.5	47.5	47.5	47.5	47.4	47.3	47.4	48.2	48.9	48.9	47.46
—	—	—	—	—	—	—	—	—	—	—	—	—
51.9	51.9	51.9	52.1	52.1	52.2	52.2	52.2	51.8	51.8	51.9	52.4	51.73
52.8	52.8	52.6	52.6	52.3	52.3	52.3	52.1	52.1	51.6	52.1	52.4	52.79
51.1	51.1	51.0	50.8	50.9	50.9	50.9	50.9	51.2	51.2	51.7	51.4	51.43
52.2	52.3	51.8	51.7	51.4	51.4	51.4	51.5	52.0	52.2	52.6	52.8	52.07
52.7	49.2 ^a	54.0 ^a	50.5	50.7	50.5	50.5	50.3	50.4	50.2	50.2	51.7	51.54
50.9	50.9	50.9	50.8	50.8	50.8	50.6	50.5	50.0	50.2	50.2	50.2	51.22
—	—	—	—	—	—	—	—	—	—	—	—	—
51.3	51.2	50.9	50.9	50.6	50.6	50.6	50.3	50.1	50.0	50.0	50.1	51.18
51.1	51.0	50.9	50.9	50.8	50.5	50.5	50.4	50.3	48.7	48.6	49.0	50.83
49.3	49.3	49.3	49.0	49.0	49.0	48.8	48.5	48.7	48.7	48.8	48.8	48.97
—	—	—	—	—	—	—	—	—	—	—	—	—
48.84	48.66	48.56	48.59	48.54	48.49	48.46	48.37	48.35	48.31	48.45	48.67	48.94

TEMPERATURE OF THE VERTICAL FORCE MAGNET.

60.1	59.9	59.6	59.4	59.3	59.2	59.2	59.1	59.0	58.9	59.0	59.0	59.88
60.0	59.9	59.9	59.8	59.7	59.5	59.3	59.2	59.2	59.1	59.1	59.2	60.09
60.1	59.9	59.8	59.5	59.4	59.3	59.3	59.2	59.0	58.9	58.8	58.9	59.89
59.5	59.3	59.3	59.2	59.1	58.9	58.8	58.6	58.6	58.6	58.6	58.6	59.52
60.2	60.1	59.7	59.2	59.0	58.8	58.7	58.5	58.5	58.4	58.7	59.1	59.82
—	—	—	—	—	—	—	—	—	—	—	—	—
59.9	59.8	59.7	59.5	59.4	59.3	59.0	59.0	58.9	58.8	58.9	59.0	60.44
59.3	59.3	59.2	59.1	59.0	58.9	59.1	59.0	58.8	58.8	58.7	58.7	59.31
59.1	59.0	59.0	58.9	58.9	58.8	58.7	58.6	58.5	58.4	58.4	58.5	59.10
59.1	58.9	58.7	58.5	58.4	58.3	58.3	58.2	58.2	58.2	58.2	58.3	58.84
58.5	58.4	58.4	58.2	58.1	58.1	57.9	57.7	57.7	57.6	57.6	57.7	58.52
59.1	58.8	58.7	58.6	58.4	58.2	58.2	58.2	58.0	58.0	58.0	58.3	58.72
—	—	—	—	—	—	—	—	—	—	—	—	—
59.2	59.2	59.2	59.1	59.0	58.9	58.8	58.7	58.6	58.5	58.6	58.6	59.47
58.9	58.9	58.7	58.6	58.4	58.3	58.3	58.2	58.2	58.1	58.1	58.3	58.90
59.3	59.2	59.1	59.0	58.9	58.9	58.6	58.5	58.4	58.3	58.5	58.7	59.16
60.4	60.2	60.0	59.8	59.7	59.4	59.4	59.2	59.1	59.0	59.0	59.0	60.03
59.9	59.7	59.7	59.5	59.5	59.3	59.2	59.2	59.1	59.0	58.9	59.0	59.88
60.1	59.9	59.7	59.5	59.3	59.2	59.2	59.2	59.2	59.1	59.2	59.3	59.92
—	—	—	—	—	—	—	—	—	—	—	—	—
59.4	59.4	59.4	59.4	59.4	59.4	59.2	59.1	58.9	58.8	58.9	59.1	60.09
60.0	59.9	59.7	59.5	59.4	59.3	59.2	59.1	58.8	58.7	58.7	58.7	59.96
59.2	59.2	59.2	59.2	59.1	59.0	59.0	58.9	58.8	58.8	58.7	58.9	59.39
61.3	61.3	61.3	61.2	61.1	61.0	61.0	61.0	60.4	60.1	60.2	60.3	60.91
61.4	61.3 ^a	60.9 ^a	60.6	60.5	60.2	60.2	60.1	59.9	59.8	59.9	60.0	61.15
60.7	60.4	60.3	60.2	60.1	60.0	59.8	59.7	59.5	59.4	59.5	59.7	60.67
—	—	—	—	—	—	—	—	—	—	—	—	—
60.7	60.6	60.4	60.3	60.1	60.0	59.9	59.8	59.7	59.7	59.6	59.8	60.89
60.9	60.7	60.4	60.3	60.2	60.1	60.0	59.9	59.8	59.7	59.7	59.7	60.65
60.3	60.2	60.0	59.7	59.7	59.5	59.4	59.4	59.3	59.2	59.2	59.3	60.22
—	—	—	—	—	—	—	—	—	—	—	—	—
59.87	59.68	59.56	59.45	59.35	59.22	59.14	59.05	58.93	58.84	58.87	58.99	59.82

VERTICAL FORCE.													
One Scale Division = '00084 parts of the V. F. Change in the Magnetic moment of the Bar for 1° Fah. = '00002.													
Mean Göttingen Time.	0h.	1h.	2h.	3h.	4h.	5h.	6h.	7h.	8h.	9h.	10h.	11h.	
OCTOBER.	1	—	—	—	—	—	—	—	—	—	—	—	
	2	—	—	—	52'5	52'6	52'6	52'7	52'8	52'5	52'4	51'8	
	3	52'2	52'2	51'9	52'9	54'1	54'1	54'2	54'0	53'6	53'3	53'0	51'7
	4	53'4	54'0	54'6	55'0	55'0	54'8	54'6	54'2	53'9	53'3	53'0	52'8
	5	—	—	—	—	—	—	—	—	—	—	—	—
	6	54'4	55'5	56'9	58'2	59'0	59'3	59'0	59'0	58'4	57'4	56'9	56'2
	7	53'4	53'3	53'7	54'0	54'6	55'3	55'5	55'7	55'6	55'5	55'5	55'0
	8	54'9	55'5	55'3	54'9	54'8	54'6	54'5	54'5	54'4	54'2	54'2	54'2
	9	54'6	54'6	54'6	54'6	54'6	54'6	54'6	54'6	54'6	54'3	54'2	53'9
	10	—	—	52'0	55'0	55'0	55'1	54'8	54'9	54'7	54'5	54'5	54'5
	11	54'1	54'9	55'6	56'0	56'5	56'4	56'4	56'4	56'1	55'7	55'4	55'2
	12	—	—	—	—	—	—	—	—	—	—	—	—
	13	55'1	56'0	56'7	56'9	57'2	57'1	56'9	56'6	55'9	55'4	55'1	55'2
	14	52'2	52'6	53'0	53'2	53'5	53'5	52'9	52'9	52'5	52'2	52'2	52'0
	15	52'8	53'4	53'7	54'1	54'5	54'5	54'5	54'2	53'8	53'3	53'0	52'8
	16	52'5	52'5	52'4	53'0	53'6	53'6	53'7	53'7	52'6	51'7	52'3	52'1
	17	50'7	50'6	51'0	51'0	51'0	51'4	51'7	51'7	51'7	51'4	51'4	51'2
	18	49'1	49'4	49'2	49'5	50'1	50'1	50'0	50'0	49'6	49'4	48'9	48'9
	19	—	—	—	—	—	—	—	—	—	—	—	—
	20	47'7	47'7	48'1	48'9	49'4	49'5	49'5	49'7	49'3	49'0	48'8	48'3
	21	48'3	48'3	48'3	48'5	49'0	49'7	49'6	49'3	48'7	48'4	48'5	48'3
	22	47'1	47'5	48'2	48'5	48'6	48'5	48'6	49'4	49'1	49'0	48'2	47'8
	23	48'7	49'0	49'0	48'8	48'2	47'8	48'0	45'9	46'1	46'1	46'7	47'4
	24	46'0	46'2	46'8	46'8	46'8	47'1	47'3	47'3	47'3	47'1	47'1	47'1
	25	52'5	52'5	53'9	54'3	55'1	54'4	54'2	54'0	53'7	53'5	52'9	53'0
	26	—	—	—	—	—	—	—	—	—	—	—	—
	27	51'5	51'8	52'1	52'2	52'2	52'4	52'5	52'7	52'6	52'4	52'4	52'7
	28	51'4	51'5	51'8	51'8	51'9	51'9	52'1	51'5	51'7	51'6	51'5	51'4
	29	50'3	50'0	50'2	50'3	50'5	51'0	51'6	51'7	51'3	51'3	51'2	51'2
	30	50'2	50'0	50'1	50'4	50'5	50'6	50'6	50'6	50'4	50'3	50'3	50'0
	31	49'6	49'9	50'2	51'3	51'6	52'0	52'0	51'5	50'9	50'3	50'3	50'3
Hourly Means	51'36	51'62	51'97	52'41	52'69	52'77	52'77	52'65	52'35	52'04	51'92	51'73	
TEMPERATURE OF THE VERTICAL FORCE MAGNET.													
OCTOBER.	1	—	—	—	—	—	—	—	—	—	—	—	
	2	—	—	—	61'2	61'6	61'9	61'9	61'8	61'5	61'3	61'2	61'0
	3	60'5	61'3	61'9	62'6	63'2	63'4	63'2	63'2	62'7	62'4	62'2	61'9
	4	61'0	61'4	61'8	62'3	62'5	62'6	62'6	62'5	62'3	62'1	62'0	61'6
	5	—	—	—	—	—	—	—	—	—	—	—	—
	6	63'6	65'0	66'1	67'3	68'3	68'7	68'8	68'4	68'2	67'4	66'9	66'2
	7	63'8	64'1	64'5	65'0	65'5	65'7	65'7	65'6	65'2	64'9	64'7	64'6
	8	63'0	63'3	63'5	63'8	63'9	63'8	63'8	63'7	63'4	63'3	63'0	62'8
	9	62'4	62'9	63'4	63'7	64'2	64'3	64'4	64'3	64'0	63'8	63'6	63'4
	10	—	—	64'3	64'7	65'1	65'4	65'6	65'8	65'5	65'3	65'0	64'7
	11	64'0	64'7	65'7	66'3	66'9	67'2	67'5	67'5	67'2	66'8	66'2	65'7
	12	—	—	—	—	—	—	—	—	—	—	—	—
	13	64'9	65'7	66'3	67'0	67'3	67'6	67'6	67'4	67'0	66'6	66'2	65'8
	14	64'2	64'4	64'8	65'3	65'5	65'5	65'3	65'3	65'1	64'9	64'9	64'7
	15	64'0	64'4	65'1	65'7	66'0	66'3	66'3	66'1	65'7	65'3	64'9	64'7
	16	63'7	64'3	64'7	65'3	65'5	65'6	65'6	65'4	65'0	64'7	64'2	64'0
	17	63'2	63'7	64'2	64'6	64'8	64'8	64'8	64'8	64'5	64'2	63'8	63'6
	18	62'7	63'1	63'4	64'1	64'4	64'5	64'5	64'4	64'1	63'8	63'5	63'3
	19	—	—	—	—	—	—	—	—	—	—	—	—
	20	62'0	62'5	63'0	63'3	63'8	63'9	64'2	64'0	63'7	63'4	63'3	63'0
	21	62'1	62'5	62'8	63'2	63'6	63'9	63'9	63'8	63'7	63'4	63'2	62'9
	22	62'2	62'7	63'1	63'5	63'7	63'7	63'7	63'7	63'4	63'1	62'8	63'2
	23	62'9	63'2	63'7	63'8	63'8	63'8	63'8	64'4	64'5	64'4	64'3	63'7
	24	62'1	62'3	62'7	62'8	63'0	63'2	63'2	63'2	63'0	62'8	62'7	62'6
	25	62'4	63'0	63'7	64'3	65'0	65'4	65'3	65'2	64'9	64'7	64'2	63'9
	26	—	—	—	—	—	—	—	—	—	—	—	—
	27	63'2	63'5	64'2	64'6	64'8	65'0	65'2	65'1	64'9	64'6	64'3	64'2
	28	62'7	63'2	63'6	64'0	64'2	64'6	64'7	64'5	64'3	64'0	63'6	63'4
	29	62'7	63'0	63'5	63'9	64'3	64'5	64'4	64'3	64'2	64'0	63'7	63'5
	30	62'2	62'4	62'7	62'7	62'8	62'9	63'2	63'1	63'0	62'8	62'5	62'4
	31	62'2	62'6	63'1	63'4	64'0	64'3	64'3	64'1	63'8	63'4	63'4	63'2
Hourly Means	62'82	63'30	63'83	64'17	64'53	64'71	64'75	64'68	64'42	64'13	63'86	63'62	

VERTICAL FORCE.

One Scale Division = *00084 parts of the V. F. Change in the Magnetic moment of the Bar for 1° Fah°. = *00002.

12h.	13h.	14h.	15h.	16h.	17h.	18h.	19h.	20h.	21h.	22h.	23h.	Daily and Monthly Means.
Sc. Div.	Sc. Div.	Sc. Div.	Sc. Div.	Sc. Div.	Sc. Div.	Sc. Div.	Sc. Div.	Sc. Div.	Sc. Div.	Sc. Div.	Sc. Div.	Sc. Div.
51.8	51.9	51.9	51.9	51.8	51.7	51.8	51.8	51.6	51.4	51.6	51.8	52.07
52.6	52.6	52.7	52.4	52.5	52.6	52.2	52.2	52.2	52.7	52.7	52.9	52.81
—	—	—	—	—	—	—	—	—	—	—	—	53.42
52.9	52.9	52.9	52.7	52.7	52.7	52.7	52.6	52.3	52.7	53.0	53.5	53.42
55.9	55.7	55.4	55.3	55.2	54.9	54.7	54.8	54.3	54.1	53.9	54.0	56.18
54.8	54.8	54.7	54.7	54.6	54.5	54.5	54.5	54.5	54.5	54.8	55.1	54.71
54.2	54.2	54.1	54.1	53.8	53.8	53.7	53.6	53.5	53.5	53.7	54.1	54.26
53.7	53.7	53.9	53.9	53.9	54.1	54.1	53.6	53.3	53.0	53.3	53.5	54.07
54.4	54.2	53.9	53.7	53.5	53.4	53.0	53.0	53.2	52.9	52.4	53.6	53.92
—	—	—	—	—	—	—	—	—	—	—	—	55.03
55.2	54.9	54.6	54.6	54.5	54.3	54.1	54.0	53.8	53.7	54.0	54.3	55.03
55.0	54.9	54.9	54.9	54.5	54.5	54.5	54.5	54.0	52.3	52.3	52.2	55.11
51.9	51.9	51.9	52.0	51.9	51.9	51.9	52.0	52.3	51.7	52.0	52.1	52.34
52.6	52.5	52.4	52.4	52.3	52.3	52.1	52.2	52.2	52.2	52.1	52.2	53.00
50.5	50.5	50.4	50.2	50.2	50.4	50.4	50.6	50.5	50.4	50.4	50.3	51.60
51.1	51.1	50.9	50.7	50.5	50.5	50.3	50.1	50.1	50.1	49.9	49.4	50.81
—	—	—	—	—	—	—	—	—	—	—	—	48.64
48.0	48.0	47.7	47.7	47.7	48.0	48.1	48.4	48.4	46.6	47.0	47.5	48.64
48.4	48.4	48.2	48.1	48.1	48.1	48.3	48.3	48.1	47.9	47.9	48.3	48.50
48.3	48.3	48.0	48.0	47.9	47.9	47.9	47.9	47.9	47.4	47.3	47.0	48.28
47.8	47.9	47.8	47.4	47.3	48.1	48.2	48.2	48.1	48.0	48.2	48.7	48.17
47.5	47.3	47.3	47.1	47.1	47.1	47.0	46.9	46.5	46.3	46.0	46.0	47.24
47.1	47.0	46.7	46.7	46.6	46.6	46.3	46.3	46.9	48.4	43.9 ^a	52.2	47.14
—	—	—	—	—	—	—	—	—	—	—	—	53.04
52.8	53.0	52.9	52.7	52.7	52.5	52.4	52.4	52.1	52.2	52.0	51.3	53.04
52.7	52.7	52.7	52.7	52.6	52.5	52.4	52.2	51.5	51.3	51.1	51.3	52.22
51.4	51.4	51.4	51.9	51.7	51.6	51.5	51.3	50.5	50.5	50.6	50.6	51.44
51.2	51.0	50.9	50.7	50.7	50.6	50.6	50.3	49.4	49.4	49.8	50.2	50.64
49.9	49.9	50.0	50.0	49.7	49.9	49.7	49.8	49.5	49.5	49.6	49.6	50.05
50.3	50.3	50.3	50.3	50.2	50.2	50.1	50.0	49.8	49.5	49.0	48.6	50.35
51.62	51.58	51.48	51.42	51.32	51.33	51.25	51.23	51.02	50.85	50.98	51.17	51.73

TEMPERATURE OF THE VERTICAL FORCE MAGNET.

°	°	°	°	°	°	°	°	°	°	°	°	°
60.8	60.6	60.4	60.3	60.0	59.8	59.8	59.7	59.6	59.5	59.6	59.8	60.63
61.6	61.5	61.2	61.2	60.9	60.8	60.7	60.6	60.3	60.3	60.3	60.7	61.61
—	—	—	—	—	—	—	—	—	—	—	—	61.87
62.3	62.2	61.9	61.7	61.6	61.3	61.3	61.2	61.2	61.2	61.8	62.5	61.87
65.7	65.1	64.7	64.4	64.1	64.0	63.6	63.3	63.2	63.1	63.2	63.4	65.53
64.4	64.2	64.0	63.8	63.7	63.5	63.3	63.2	63.0	63.0	62.9	62.9	64.22
62.7	62.4	62.4	62.4	62.4	62.3	62.1	62.0	61.9	61.9	61.9	62.2	62.83
63.9	64.1	63.9	63.8	63.6	63.1	62.7	62.4	62.3	62.3	62.3	62.7	63.39
64.4	64.0	63.8	63.6	63.3	63.2	63.0	62.8	62.7	62.7	62.9	63.3	64.14
—	—	—	—	—	—	—	—	—	—	—	—	65.42
65.7	65.4	65.1	64.8	64.5	64.4	64.3	64.2	63.9	63.9	63.9	64.3	65.42
65.5	65.2	65.2	65.0	64.9	64.7	64.5	64.5	64.3	64.1	64.0	64.0	65.64
64.4	64.2	63.9	63.8	63.7	63.6	63.5	63.4	63.4	63.4	63.4	63.5	64.34
64.4	64.2	64.0	63.8	63.6	63.4	63.2	63.1	63.0	63.0	63.0	63.3	64.44
63.7	63.5	63.3	63.0	63.0	62.9	62.9	62.8	62.7	62.6	62.4	62.6	63.89
63.3	63.2	63.0	62.9	62.8	62.6	62.5	62.4	62.3	62.3	62.3	62.4	63.46
—	—	—	—	—	—	—	—	—	—	—	—	62.73
62.2	62.1	61.9	61.8	61.7	61.5	61.5	61.4	61.4	61.3	61.4	61.5	62.73
62.7	62.5	62.3	62.2	62.1	62.0	61.8	61.7	61.6	61.6	61.6	61.9	62.67
62.7	62.6	62.4	62.3	62.2	62.1	62.1	62.0	61.8	61.7	61.7	61.8	62.68
63.3	63.5	63.4	63.5	63.5	63.4	62.9	62.8	62.7	62.4	62.2	62.5	63.12
63.2	63.0	62.7	62.6	62.4	62.3	62.1	62.0	61.8	61.8	61.8	61.9	63.08
62.4	62.2	62.0	61.9	61.8	61.8	61.7	61.6	61.6	61.5	61.7 ^a	62.0	62.35
—	—	—	—	—	—	—	—	—	—	—	—	63.45
63.2	63.0	63.0	62.8	62.7	62.5	62.3	62.2	62.0	62.0	62.3	62.7	63.45
63.9	63.8	63.5	63.4	63.1	63.0	62.9	62.7	62.6	62.6	62.5	62.6	63.76
63.2	62.9	62.9	62.7	62.7	62.5	62.5	62.4	62.2	62.2	62.2	62.4	63.23
63.2	63.0	62.7	62.4	62.2	62.1	62.0	61.9	61.9	61.8	61.9	62.1	63.05
62.3	62.1	62.1	62.1	62.0	61.9	61.6	61.5	61.4	61.4	61.5	61.7	62.26
63.0	62.9	62.8	62.5	62.4	62.3	62.1	62.0	61.9	61.7	61.7	61.7	62.87
63.39	63.21	63.02	62.87	62.73	62.58	62.42	62.30	62.18	62.13	62.19	62.40	63.33

^a Not included in the means.

VERTICAL FORCE.												
One Scale Division = '00085 parts of the V. F. Change in the Magnetic moment of the Bar for 1° Fah° = '00002.												
Mean Göttingen Time. } NOVEMBER.	0h.	1h.	2h.	3h.	4h.	5h.	6h.	7h.	8h.	9h.	10h.	11h.
	Sc. Div.	Sc. Div.	Sc. Div.	Sc. Div.	Sc. Div.	Sc. Div.	Sc. Div.	Sc. Div.	Sc. Div.	Sc. Div.	Sc. Div.	Sc. Div.
1	48·7	49·6	50·0	50·3	50·4	50·9	51·2	50·7	50·6	50·4	50·1	50·0
2	—	—	—	—	—	—	—	—	—	—	—	—
3	47·2	47·4	47·4	47·5	48·1	48·4	48·5	48·8	48·8	48·6	48·3	48·0
4	47·9	47·9	47·9	47·5	47·5	47·8	47·9	47·9	48·2	47·9	47·8	47·7
5	47·9	48·1	48·0	48·0	48·0	48·1	48·2	48·3	48·3	48·1	48·0	47·4
6	47·3	47·3	47·3	47·4	47·6	47·9	47·9	47·9	47·8	47·6	47·3	47·3
7	45·7	45·4	45·4	45·5	46·1	46·5	46·6	46·6	46·6	46·6	46·6	46·8
8	46·1	46·1	46·1	46·1	46·2	46·7	46·5	46·7	46·5	46·4	46·3	46·3
9	—	—	—	—	—	—	—	—	—	—	—	—
10	46·2	46·5	47·0	47·5	47·0	47·2	47·0	47·0	47·0	46·9	46·7	46·8
11	46·0	46·0	46·5	46·7	46·7	46·7	46·7	46·2	46·2	46·2	45·8	45·9
12	47·2	47·4	48·0	48·3	48·5	48·2	48·2	48·2	48·0	47·6	47·5	47·3
13	45·4	45·7	46·1	46·7	47·1	47·3	47·4	47·5	47·1	47·0	46·5	46·5
14	45·4	45·4	45·7	45·8	46·0	46·2	46·2	46·2	46·4	46·4	46·2	46·1
15	45·9	45·9	46·3	46·7	46·9	47·2	46·8	46·7	46·3	46·1	45·9	45·8
16	—	—	—	—	—	—	—	—	—	—	—	—
17	48·1	47·3	47·8	48·0	48·3	48·8	49·1	49·1	48·7	48·4	48·5	48·4
18	50·0	50·3	50·3	50·6	51·2	51·4	51·6	49·2	52·4	52·6	52·6	52·1
19	51·5	51·5	51·5	52·0	52·9	53·0	53·1	53·0	52·7	52·6	52·1	52·0
20	50·2	50·3	51·2	51·9	52·4	52·9	53·1	53·0	52·7	52·2	51·9	51·8
21	50·3	50·3	50·6	51·0	51·1	51·8	51·8	51·8	51·3	51·1	50·9	50·8
22	49·3	49·4	49·4	49·3	49·7	50·2	50·3	50·3	47·7	47·2	47·1	46·8
23	—	—	—	—	—	—	—	—	—	—	—	—
24	47·1	47·1	47·0	48·2	49·2	49·3	49·4	49·4	49·1	48·7	48·4	48·4
25	47·9	48·9	49·0	49·3	49·6	49·6	49·6	49·5	49·1	48·8	48·3	48·3
26	46·6	46·6	46·5	46·4	46·2	46·2	44·9	44·9	44·9	44·8	44·8	44·8
27	43·9	44·1	44·7	45·1	45·6	45·8	45·9	45·6	45·3	44·9	44·7	44·3
28	43·6	44·0	44·3	44·7	45·1	45·0	45·2	45·2	43·7	43·3	43·1	42·7
29	39·3	39·6	39·3	39·5	39·6	39·8	40·0	40·3	40·2	39·8	39·3	39·1
30	—	—	—	—	—	—	—	—	—	—	—	—
Hourly Means	46·99	47·12	47·33	47·60	47·88	48·13	48·12	48·00	47·82	47·61	47·39	47·26

TEMPERATURE OF THE VERTICAL FORCE MAGNET.												
NOVEMBER.	1	2	3	4	5	6	7	8	9	10	11	12
1	62°0	62°6	63°2	63°6	63°6	63°7	63°6	63°4	63°2	63°0	62°9	62°7
2	—	—	—	—	—	—	—	—	—	—	—	—
3	60·7	60·8	61·2	61·5	61·8	61·9	61·8	61·8	61·7	61·5	61·2	61·1
4	60·8	61·3	61·6	61·6	61·7	62·0	62·1	62·0	61·8	61·5	61·3	61·2
5	61·2	61·5	62·0	62·4	62·7	62·8	62·7	62·7	62·5	62·2	62·1	61·9
6	61·4	61·7	61·9	62·3	62·5	62·8	62·8	62·7	62·5	62·3	62·1	61·9
7	61·2	61·4	61·7	61·8	61·9	62·0	62·0	62·0	61·9	61·8	61·7	61·6
8	61·0	61·3	61·6	61·9	62·3	62·3	62·2	62·2	62·0	61·9	61·8	61·6
9	—	—	—	—	—	—	—	—	—	—	—	—
10	61·5	61·8	62·2	62·5	62·7	62·7	62·9	62·9	62·7	62·5	62·2	62·1
11	61·3	61·7	62·0	62·5	62·8	62·9	62·9	62·9	62·8	62·4	62·2	62·1
12	61·6	61·9	62·5	63·2	63·5	64·3	64·3	64·3	64·0	63·7	63·3	63·0
13	62·0	62·3	62·7	63·1	63·5	63·8	63·6	63·6	63·3	63·1	63·0	62·8
14	62·0	62·3	62·7	62·9	63·3	63·3	63·4	63·3	63·1	62·9	62·8	62·5
15	62·0	62·4	62·7	63·0	63·3	63·3	63·2	63·1	63·0	62·7	62·5	62·3
16	—	—	—	—	—	—	—	—	—	—	—	—
17	61·8	62·2	62·5	62·8	63·3	63·5	63·4	63·3	63·0	62·8	62·6	62·2
18	61·4	61·8	62·4	62·9	63·4	63·5	63·4	63·4	63·2	63·0	62·5	62·4
19	61·8	62·3	62·7	63·1	63·4	63·8	63·8	63·8	63·5	63·2	62·9	62·7
20	62·3	63·0	63·7	64·5	65·0	65·3	65·2	64·9	64·6	64·2	63·7	63·3
21	62·5	62·8	63·3	63·9	64·3	64·8	64·4	64·4	64·1	63·7	63·5	63·3
22	61·8	61·9	62·3	62·7	63·2	63·4	63·6	63·5	63·3	63·1	62·9	62·5
23	—	—	—	—	—	—	—	—	—	—	—	—
24	62·9	63·5	64·5	64·8	65·3	65·8	65·7	65·6	65·3	65·0	64·5	64·3
25	63·4	64·0	64·4	65·0	65·3	65·7	65·9	65·6	65·4	65·0	64·6	64·2
26	63·0	63·3	63·7	64·0	64·3	64·3	64·3	64·2	64·0	63·7	63·5	63·2
27	62·8	63·2	63·9	64·2	64·7	64·7	64·7	64·7	64·3	64·0	63·8	63·5
28	62·8	63·3	63·8	64·1	64·5	64·6	64·7	64·6	64·4	64·0	63·8	63·9
29	62·7	63·0	63·4	63·7	63·7	63·7	63·7	64·0	64·0	64·0	63·7	63·4
30	—	—	—	—	—	—	—	—	—	—	—	—
Hourly Means	61·92	62·29	62·74	63·12	63·44	63·64	63·61	63·56	63·34	63·09	62·84	62·63

VERTICAL FORCE.

One Scale Division = .00085 parts of the V.F. Change in the Magnetic moment of the Bar for 1° Fah° = .00002.

12h.	13h.	14h.	15h.	16h.	17h.	18h.	19h.	20h.	21h.	22h.	23h.	Daily and Monthly Means.
49.3	49.3	49.2	49.2	49.2	49.2	49.2	49.3	49.2	48.0	47.9	47.6	49.56
48.0	47.9	47.7	47.6	47.6	47.9	47.9	47.9	47.8	47.8	48.0	48.0	47.96
47.7	47.6	47.6	47.7	47.7	47.7	47.8	48.1	48.0	48.2	48.2	47.9	47.84
47.3	47.3	47.5	47.5	47.5	47.3	47.3	47.2	47.2	47.2	47.3	47.4	47.68
47.0	47.0	46.9	46.9	46.9	46.9	46.7	46.7	46.6	46.4	46.2	46.2	47.12
46.8	46.8	46.7	46.7	46.7	46.5	46.5	46.5	45.8	45.8	45.8	45.8	46.28
46.2	46.1	46.1	46.1	46.1	46.0	45.9	45.8	45.6	45.5	45.6	45.9	46.12
46.8	46.8	46.8 ^a	46.6	46.5	46.5	46.5	46.2	46.0	45.9	45.8	45.8	46.62
45.9	46.3	46.3	46.3	46.5	46.5	46.5	46.5	46.5	46.0	46.3	46.7	46.33
47.3	47.1	47.0	46.9	46.7	46.6	46.3	47.2	46.8	46.7	46.2	46.0	47.31
46.5	46.5	46.5	46.4	46.4	46.7	46.7	45.6	46.0	46.0	46.0	45.4	46.50
46.0	46.0	46.0	46.0	46.0	46.0	46.2	46.2 ^b	46.1	46.1	45.9	45.9	46.02
45.4	45.0	45.0	45.0	45.0	45.0	45.1	45.0	43.1 ^c	52.1 ^c	48.0	48.3	46.06
48.4	48.2	48.0	47.9	47.9	47.8	47.8	47.8	46.2	49.2	49.6	49.8	48.30
51.8	51.5	51.4	51.4	51.2	51.2	50.9	50.6	50.9	50.9	50.9	50.7	51.15
51.6	51.6	51.5	51.2	51.2	51.2	51.0	50.6	50.4	50.2	50.5	50.0	51.62
51.6	51.4	50.9	50.8	50.8	50.5	50.5	50.3	50.2	50.2	50.3	50.3	51.31
50.6	50.2	50.1	49.8	49.4	49.2	49.2	49.2	48.9	48.9	49.0	49.0	50.26
47.2	47.0	46.8	46.7	46.6	46.2	46.2	46.2	46.2	46.6	46.8	47.0	47.76
48.2	47.8	47.6	47.4	47.1	47.0	47.0	46.9	46.8	46.8	47.1	47.9	47.87
48.1	48.0	47.7	46.9	46.8	46.6	46.2	46.0	46.0	46.2	46.2	46.6	47.88
44.8	44.8	44.5	44.3	44.3	44.2	44.0	44.0	44.0	43.5	43.5	43.7	44.88
44.3	44.3	44.2	44.2	44.2	44.0	43.7	43.7	43.2	43.1	43.0	43.1	44.37
42.9	42.9	42.9	42.7	42.5	42.6	42.4	42.7	42.7	42.7	38.7	38.7	43.10
49.6	49.6	50.9	50.9	50.9	50.9	50.8	50.9	51.1	50.5	50.4	50.3	45.11
47.57	47.48	47.43	47.32	47.27	47.21	47.13	47.12	47.01	47.02	46.93	46.96	47.40

TEMPERATURE OF THE VERTICAL FORCE MAGNET.

12h.	13h.	14h.	15h.	16h.	17h.	18h.	19h.	20h.	21h.	22h.	23h.	Daily and Monthly Means.
61.2	61.1	61.0	60.9	60.9	60.8	60.7	60.6	60.5	60.4	60.3	60.4	61.93
61.0	60.7	60.6	60.4	60.2	60.2	60.2	60.2	60.1	60.0	60.1	60.3	60.87
61.1	61.0	61.0	60.9	60.8	60.7	60.6	60.3	60.2	60.2	60.4	60.7	61.12
61.7	61.6	61.5	61.4	61.2	61.2	61.2	61.2	61.0	60.9	60.9	61.1	61.73
61.8	61.7	61.5	61.4	61.4	61.3	61.3	61.2	61.0	61.0	60.9	61.0	61.77
61.4	61.3	61.2	61.1	61.1	60.9	60.9	60.7	60.7	60.7	60.7	60.8	61.35
61.6	61.6	61.5	61.3	61.2	61.1	60.9	60.8	60.7	60.7	61.0	61.0	61.48
61.9	61.7	61.7 ^a	61.6	61.5	61.4	61.3	61.3	61.2	61.1	61.1	61.2	61.90
61.8	61.7	61.6	61.5	61.5	61.4	61.4	61.3	61.1	61.1	61.1	61.3	61.89
62.7	62.4	62.3	62.1	62.0	61.9	61.7	61.7	61.6	61.5	61.6	61.7	62.62
62.5	62.4	62.2	62.2	62.1	62.0	61.8	61.7	61.7	61.6	61.7	61.8	62.52
62.3	62.2	62.0	61.9	61.8	61.7	61.6	61.6 ^b	61.5	61.5	61.5	61.7	62.32
61.8	61.7	61.5	61.4	61.3	61.2	61.2	61.1	61.0 ^c	61.0 ^c	61.0	61.2	62.13
62.0	61.8	61.5	61.4	61.3	61.2	61.0	60.9	60.9	60.7	60.8	61.1	62.00
62.1	62.0	61.9	61.7	61.4	61.3	61.2	61.2	61.1	61.0	61.1	61.3	62.11
62.5	62.3	62.2	62.0	61.9	61.8	61.6	61.5	61.4	61.3	61.5	61.9	62.45
63.0	62.9	62.7	62.5	62.4	62.3	62.2	62.1	61.9	61.9	61.8	62.0	63.22
63.0	62.7	62.3	62.2	62.0	61.8	61.7	61.6	61.5	61.5	61.5	61.6	62.85
63.0	62.9	62.8	62.6	62.4	62.2	62.0	61.9	61.7	61.7	62.1	62.5	62.58
63.9	63.7	63.4	63.2	63.0	62.9	62.7	62.5	62.3	62.4	62.6	62.9	63.86
63.8	63.7	63.5	63.2	63.2	63.0	62.8	62.6	62.6	62.6	62.6	62.7	63.95
63.0	62.8	62.5	62.3	62.2	62.1	62.0	61.9	61.9	61.9	62.2	62.4	63.03
63.2	62.9	62.8	62.6	62.4	62.3	62.2	62.0	61.8	61.8	62.1	62.4	63.21
63.9	63.7	63.5	63.4	63.3	63.2	63.3	63.4	62.9	62.5	62.6	62.7	63.62
62.1	62.0	61.9	61.8	61.7	61.6	61.4	61.4	61.2	61.2	61.2	61.2	62.57
62.33	62.18	62.02	61.88	61.77	61.66	61.56	61.47	61.35	61.30	61.38	61.56	62.36

^a Four and a half minutes late.

^b Four minutes late.

^c Not included in the means.

VERTICAL FORCE.												
One Scale Division = .00085 parts of the V. F. Change in the Magnetic moment of the Bar for 1° Fah° = .00002.												
Mean Göttingen Time. } DECEMBER.	0h.	1h.	2h.	3h.	4h.	5h.	6h.	7h.	8h.	9h.	10h.	11h.
	Sc. Div.	Sc. Div.	Sc. Div.	Sc. Div.	Sc. Div.	Sc. Div.	Sc. Div.	Sc. Div.	Sc. Div.	Sc. Div.	Sc. Div.	Sc. Div.
1	50.4	50.4	50.4	50.5	51.0	51.4	51.7	51.2	51.1	50.9	50.5	50.3
2	49.0	49.6	50.1	50.1	50.3	50.6	50.6	50.5	50.2	50.0	49.8	49.4
3	49.0	49.0	49.2	49.4	50.0	49.7	50.0	50.0	50.0	49.7	49.7	49.6
4	49.2	49.2	50.1	50.1	50.1	50.3	50.1	50.0	49.7	49.5	48.8	49.1
5	48.6	48.4	48.4	48.7	48.9	49.3	49.6	49.8	49.6	49.2	48.8	48.8
6	46.8	46.9	47.1	47.4	47.5	48.3	48.9	47.1	47.3	47.0	47.0	47.0
7	—	—	—	—	—	—	—	—	—	—	—	—
8	46.5	47.1	47.8	48.1	48.5	48.5	48.9	48.6	48.6	48.2	48.1	47.9
9	47.0	47.7	47.9	48.4	48.8	49.0	48.9	48.9	48.3	48.1	47.6	47.6
10	47.8	48.4	48.5	48.5	48.8	48.8	49.0	48.8	48.3	48.2	47.3	47.3
11	47.6	48.0	49.0	49.5	49.8	49.8	49.3	49.0	48.4	48.1	48.0	48.0
12	46.6	47.1	47.6	48.3	49.3	49.7	49.9	49.7	49.4	48.8	47.9	47.9
13	46.7	46.8	46.9	47.1	48.0	48.2	48.2	48.2	48.2	48.2	47.9	47.9
14	—	—	—	—	—	—	—	—	—	—	—	—
15	46.1	46.5	47.0	47.4	47.9	48.0	48.0	48.0	47.7	47.3	47.5	47.2
16	47.0	47.1	47.1	47.1	47.3	47.7	47.7	47.7	46.9	46.5	46.4	46.4
17	—	—	47.7	47.8	48.8	49.2	49.3	49.7	49.5	49.1	49.1	48.9
18	48.7	48.8	48.9	49.7	50.1	49.8	49.8	49.6	49.6	49.1	49.1	49.1
19	48.4	48.4	48.8	48.7	49.2	49.2	49.7	49.7	49.7	49.7	49.6	49.4
20	48.6	49.0	49.3	49.6	49.6	49.6	49.2	49.1	49.1	48.7	48.5	48.3
21	—	—	—	—	—	—	—	—	—	—	—	—
22	49.0	49.6	49.8	49.9	50.0	50.0	49.5	49.5	49.5	48.9	49.0	49.0
23	48.8	49.6	49.8	50.5	50.5	50.5	50.3	49.9	49.6	49.3	49.2	49.2
24	48.3	48.6	48.8	49.1	49.1	49.3	49.5	49.5	49.4	49.3	48.9	48.9
25 ^b	—	—	—	—	—	—	—	—	—	—	—	—
26	48.2	48.6	49.0	49.3	49.5	49.4	49.4	49.4	49.6	49.4	48.8	48.9
27	47.0	47.6	48.2	48.9	50.3	49.9	49.8	49.6	49.3	48.9	48.6	48.6
28	—	—	—	—	—	—	—	—	—	—	—	—
29	47.7	48.1	48.8	49.1	50.0	50.3	50.1	50.1	49.7	49.5	49.0	49.0
30	48.6	48.9	48.9	49.1	49.5	49.7	49.7	49.1	49.6	49.3	48.9	48.9
31	49.1	49.4	49.7	49.7	49.8	49.6	49.7	49.9	49.9	49.2	48.9	48.7
Hourly Means	48.03	48.35	48.65	48.92	49.33	49.45	49.49	49.33	49.16	48.85	48.57	48.51

TEMPERATURE OF THE VERTICAL FORCE MAGNET.												
DECEMBER.	1	2	3	4	5	6	7	8	9	10	11	12
1	61.6	62.0	62.7	63.1	63.5	63.7	63.7	63.7	63.5	63.2	62.9	62.7
2	62.0	62.0	62.4	62.9	62.9	63.1	63.2	63.0	62.8	62.6	62.4	62.2
3	61.2	61.4	61.7	62.2	62.7	63.0	63.1	63.2	63.4	63.3	63.2	63.2
4	61.5	61.8	61.9	62.2	62.5	62.7	62.7	62.7	62.6	62.3	62.2	62.0
5	61.2	61.7	62.2	62.7	63.0	63.7	63.6	63.6	63.2	63.0	62.6	62.3
6	61.3	61.7	62.3	62.7	63.3	63.4	63.5	63.3	63.3	63.0	62.9	62.6
7	—	—	—	—	—	—	—	—	—	—	—	—
8	62.5	62.9	63.3	63.7	64.0	64.1	64.3	64.3	64.2	63.9	63.7	63.5
9	62.9	63.3	63.8	64.4	64.7	64.9	65.0	64.9	64.7	64.4	64.0	63.8
10	63.6	64.2	64.7	65.1	65.1	65.3	65.2	65.0	64.9	64.6	64.4	64.1
11	63.6	64.1	64.6	65.0	65.2	65.2	65.1	64.9	64.7	64.6	64.3	64.1
12	63.5	64.0	64.8	65.3	65.8	66.3	66.4	66.3	66.1	65.7	65.3	65.0
13	63.7	64.0	64.3	64.4	64.7	65.0	65.2	65.2	64.9	64.8	64.7	64.4
14	—	—	—	—	—	—	—	—	—	—	—	—
15	63.6	64.0	64.7	65.0	65.3	65.5	65.4	65.3	65.2	64.9	64.7	64.4
16	63.4	63.7	63.9	64.4	64.7	64.7	64.7	64.8	64.6	64.4	64.1	64.0
17	—	—	64.0	64.0	64.2	64.3	64.3	64.2	64.2	64.2	63.9	64.1
18	63.9	64.2	64.5	64.7	65.0	65.3	65.2	65.2	65.3	65.3	65.2	64.7
19	63.5	63.9	64.4	64.7	64.7	64.9	65.0	64.9	64.7	64.7	64.4	64.2
20	63.6	64.0	64.5	64.9	65.2	65.3	65.3	65.2	64.9	64.7	64.4	64.2
21	—	—	—	—	—	—	—	—	—	—	—	—
22	63.8	64.1	64.3	64.4	64.6	64.8	64.8	64.7	64.6	64.5	64.4	64.1
23	64.3	64.8	65.1	65.8	66.1	66.2	66.2	66.0	65.7	65.3	65.1	64.9
24	64.1	64.6	65.0	65.2	65.4	65.4	65.6	65.8	65.5	65.3	65.0	64.8
25 ^b	—	—	—	—	—	—	—	—	—	—	—	—
26	63.9	64.3	65.0	65.4	66.0	66.3	66.3	66.2	66.0	65.8	65.4	65.2
27	64.4	64.8	65.2	65.7	66.2	66.5	66.5	66.5	66.3	66.0	65.8	65.5
28	—	—	—	—	—	—	—	—	—	—	—	—
29	65.2	65.6	66.2	66.4	67.2	67.6	67.8	67.9	67.6	67.3	66.9	66.6
30	65.3	65.6	66.3	66.7	67.3	67.4	67.5	67.5	67.5	67.3	66.9	66.7
31	66.0	66.5	67.0	67.3	67.5	67.5	67.5	67.4	67.3	67.0	66.7	66.4
Hourly Means	63.34	63.73	64.18	64.55	64.88	65.08	65.12	65.07	64.91	64.70	64.44	64.22

^a Eight minutes late ; not included in the means.

^b Christmas Day.

VERTICAL FORCE.

One Scale Division = '00085 parts of the V. F. Change in the Magnetic moment of the Bar for 1° Fah°. = '00002.

12h.	13h.	14h.	15h.	16h.	17h.	18h.	19h.	20h.	21h.	22h.	23h.	Daily and Monthly Means.
Sc. Div. 50'1	Sc. Div. 49'9	Sc. Div. 49'8	Sc. Div. 49'8	Sc. Div. 49'7	Sc. Div. 49'8	Sc. Div. 49'8	Sc. Div. 49'8	Sc. Div. 49'8	Sc. Div. 49'8	Sc. Div. 49'8	Sc. Div. 49'7	Sc. Div. 50'32
49'4	49'4	49'1	49'1	48'6	48'7	49'0	49'0	48'8	48'7	49'2	49'1	49'51
49'6	49'5	49'4	49'6	49'6	49'5	49'5	49'6	50'2	50'0	49'8	49'2	49'62
49'0	49'0	48'7	48'5	48'5	48'5	48'5	48'5	48'5	48'9	48'8	48'8	49'18
48'6	48'4	48'4	48'4	48'3	48'3	47'9	47'7	47'5	47'5	47'5	47'1	48'49
—	—	—	—	—	—	—	—	—	—	—	—	—
48'2	48'2	48'0	47'8	47'8	47'5	47'5	47'4	47'4	47'0	46'6	46'3	47'42
48'0	47'9	47'7	47'7	47'5	47'5	47'3	47'4	47'3	47'5	47'5	47'5	47'82
47'6	47'7	48'1	48'0	48'0	47'9	47'8	47'8	47'4	47'3	47'2	47'5	47'94
47'2	47'2	47'1	47'1	47'1	47'1	47'1	47'1	46'7	46'7	46'9	47'1	47'67
48'0	47'8	47'6	47'6	47'5	47'5	47'1 ^a	46'5	46'8	47'2	46'8	46'8	48'03
47'9	47'9	47'7	47'6	47'5	47'2	46'9	47'1	46'6	46'3	46'4	46'6	47'83
—	—	—	—	—	—	—	—	—	—	—	—	—
47'4	47'4	47'2	47'1	47'1	46'8	46'8	46'8	46'5	46'5	46'2	46'1	47'26
47'2	47'0	47'0	46'9	46'9	46'9	46'5	46'5	46'8	46'9	46'9	47'1	47'13
45'9	45'9	45'7	45'7	45'9	45'8	45'7	45'7	45'7	45'7	46'3	46'2	46'46
48'9	48'9	48'9	48'7	48'7	48'8	48'7	48'7	48'4	48'6	48'4	48'8	48'80
48'6	48'6	48'2	48'2	48'2	48'2	48'1	48'1	48'3	48'4	48'4	48'4	48'83
49'2	49'2	48'9	48'9	48'9	48'8	48'7	48'7	48'7	48'3	48'1	48'2	48'96
—	—	—	—	—	—	—	—	—	—	—	—	—
48'4	48'4	48'4	48'4	48'3	48'3	48'3	48'3	48'3	48'6	48'7	48'9	48'75
49'0	48'9	48'6	48'5	48'5	48'3	48'3	48'3	48'3	48'0	48'2	48'4	48'96
49'2	49'2	49'4	49'3	49'1	49'1	48'8	48'8	48'5	48'5	48'5	48'1	49'32
48'9	48'9	48'7	48'6	48'5	48'3	48'3	48'2	48'2	48'2	48'1	48'2	48'74
—	—	—	—	—	—	—	—	—	—	—	—	—
48'9	48'9	48'9	48'9	48'9	48'6	48'1	48'1	48'1	48'1	46'5	46'7	48'67
—	—	—	—	—	—	—	—	—	—	—	—	—
48'3	48'2	47'9	48'0	47'9	47'9	47'9	47'9	47'9	47'5	47'5	47'7	48'39
48'8	48'8	48'8	48'6	48'5	48'4	48'1	48'1	47'8	47'7	47'7	48'1	48'78
48'6	48'6	48'2	48'2	48'2	48'2	48'0	48'2	48'2	48'1	48'2	48'5	48'72
48'6	48'4	48'3	48'0	48'0	47'7	47'7	47'7	47'5	47'2	47'5	47'4	47'65
48'44	48'39	48'26	48'20	48'14	48'06	47'97	47'92	47'85	47'32	47'76	47'79	48'47

TEMPERATURE OF THE VERTICAL FORCE MAGNET.

62'5	62'3	62'3	62'2	62'2	62'1	62'0	61'9	61'8	61'7	61'7	61'7	62'53
62'1	62'0	61'7	61'6	61'4	61'3	61'3	61'2	61'1	61'0	61'0	61'0	62'01
62'6	62'8	62'8	62'8	62'6	62'4	62'1	62'0	61'6	61'6	61'5	61'5	62'41
61'9	61'7	61'5	61'4	61'3	61'1	61'1	61'0	60'7	60'7	60'7	60'8	61'71
62'1	62'0	61'8	61'7	61'4	61'4	61'3	61'2	61'1	61'0	60'9	61'0	62'07
—	—	—	—	—	—	—	—	—	—	—	—	—
63'1	63'0	62'7	62'4	62'4	62'3	62'3	62'3	62'2	62'1	62'2	62'2	62'60
63'4	63'3	63'1	63'0	62'9	62'8	62'6	62'3	62'2	62'2	62'2	62'4	63'22
63'6	63'3	63'3	63'0	62'9	62'9	62'8	62'7	62'5	62'5	62'7	62'9	63'58
63'9	63'7	63'5	63'4	63'3	63'2	63'2	63'1	63'0	63'0	63'0	63'2	63'99
64'0	63'9	63'6	63'3	63'2	63'1	62'9 ^a	62'9	62'9	62'9	63'0	63'2	63'97
64'7	64'4	64'2	64'1	64'0	63'8	63'6	63'3	63'2	63'2	63'3	63'6	64'58
—	—	—	—	—	—	—	—	—	—	—	—	—
64'0	63'9	63'7	63'5	63'4	63'2	63'2	63'1	63'0	62'9	62'9	63'1	63'97
64'2	63'9	63'9	63'7	63'6	63'4	63'4	63'2	63'2	63'2	63'1	63'2	64'17
63'8	63'7	63'4	63'3	63'2	63'1	63'0	63'0	63'0	62'9	63'0	63'3	63'75
64'2	64'3	64'2	64'1	64'2	64'1	64'1	64'2	64'0	63'7	63'6	63'6	64'08
64'3	64'0	63'9	63'8	63'5	63'4	63'2	63'1	63'0	62'9	63'0	63'2	64'16
64'0	63'8	63'7	63'2	63'2	63'3	63'3	63'2	63'0	63'0	62'9	63'0	63'90
—	—	—	—	—	—	—	—	—	—	—	—	—
64'0	63'8	63'9	63'8	63'7	63'7	63'6	63'5	63'5	63'4	63'4	63'6	64'17
64'0	63'9	63'7	63'6	63'3	63'2	63'2	63'2	63'2	63'0	63'2	63'5	63'92
64'7	64'4	64'3	64'2	64'1	64'0	63'7	63'5	63'3	63'3	63'6	63'8	64'68
64'7	64'4	64'4	64'1	64'0	63'9	63'8	63'6	63'5	63'4	63'4	63'7	64'52
—	—	—	—	—	—	—	—	—	—	—	—	—
65'0	64'8	64'7	64'5	64'4	64'2	64'1	64'0	63'8	63'8	63'8	64'0	64'87
—	—	—	—	—	—	—	—	—	—	—	—	—
65'3	65'1	64'9	64'7	64'6	64'5	64'4	64'3	64'2	64'2	64'4	64'7	65'20
66'3	66'1	65'9	65'7	65'4	65'3	65'0	64'9	64'8	64'7	64'7	64'9	66'08
66'4	66'3	66'1	65'9	65'6	65'5	65'5	65'4	65'3	65'2	65'3	65'5	66'25
66'2	65'9	65'8	65'7	65'6	65'5	65'5	65'3	65'2	65'1	65'0	65'2	66'24
64'04	63'87	63'73	63'57	63'44	63'33	63'24	63'13	63'01	62'95	62'99	63'16	63'95

VERTICAL FORCE.												
One Scale Division = '00086 parts of the V. F. Change in the Magnetic moment of the Bar for 1° Fah° = '00002.												
Mean Göttingen Time.	0h.	1h.	2h.	3h.	4h.	5h.	6h.	7h.	8h.	9h.	10h.	11h.
JANUARY.	1	47.4	47.2	47.6	47.9	48.1	48.2	48.5	48.5	48.5	48.2	47.7
	2	46.7	47.0	47.5	47.7	47.8	48.2	48.8	48.8	48.8	48.5	50.7
	3	48.7	48.8	48.8	48.8	48.9	49.6	49.9	50.0	50.0	49.8	49.4
	4	—	—	—	—	—	—	—	—	—	—	—
	5	48.4	49.0	49.3	49.6	49.6	49.7	49.1	49.4	49.4	49.0	48.8
	6	48.2	48.3	48.6	48.4	48.4	48.4	49.0	49.2	48.7	48.5	48.5
	7	48.1	48.4	48.9	49.1	49.4	49.4	49.0	49.0	49.0	48.4	48.4
	8	47.2	47.7	48.0	48.5	48.8	48.8	48.9	48.9	48.7	48.6	48.4
	9	47.5	48.1	48.5	48.8	49.4	49.6	49.2	49.1	47.5	47.5	47.3
	10	47.1	47.6	48.0	48.4	48.3	48.3	47.5	47.5	47.4	47.4	47.2
	11	—	—	—	—	—	—	—	—	—	—	—
	12	51.2	51.5	51.9	51.8	51.8	51.9	52.2	52.6	52.8	52.5	52.2
	13	51.6	52.2	53.8	54.1	54.1	54.6	53.6	53.4	53.2	52.6	52.2
	14	50.5	50.3	51.0	51.5	52.4	52.5	52.8	52.7	52.7	52.0	51.6
	15	50.4	50.4	50.4	50.7	51.8	52.3	49.9	50.3	50.2	49.9	49.4
	16	48.6	49.1	49.4	50.3	50.9	51.9	51.4	51.4	51.2	50.5	49.9
	17	46.9	47.4	47.8	48.5	49.3	49.7	49.7	49.7	49.4	49.3	49.0
	18	—	—	—	—	—	—	—	—	—	—	—
	19	46.7	47.6	47.8	49.2	50.2	50.6	50.5	50.1	49.9	49.5	49.0
	20	47.9	47.9	48.2	48.4	48.8	49.2	49.2	49.2	48.7	48.4	48.3
	21	46.9	46.9	46.1	45.9	46.3	47.0	47.4	47.0	47.0	47.0	47.0
	22	46.0	46.0	46.0	46.0	46.0	46.5	46.6	46.5	46.5	46.5	46.7
	23	46.4	46.9	46.7	46.3	46.7	47.3	47.3	46.9	46.4	46.2	46.2
	24	46.8	47.4	47.9	47.5	47.3	47.3	47.3	47.2	46.7	46.5	46.1
	25	—	—	—	—	—	—	—	—	—	—	—
	26	46.9	47.3	48.0	48.2	48.1	48.1	47.2	47.3	47.3	47.2	46.9
	27	51.5	52.5	53.6	54.5	54.2	54.2	54.8	54.8	54.3	52.9	52.3
	28	51.1	51.1	51.1	51.6	51.4	52.4	52.9	53.2	53.2	53.1	52.8
	29	50.2	50.0	50.9	50.9	51.1	51.3	51.5	51.8	51.8	51.6	51.4
	30	50.2	50.8	51.3	52.1	52.9	52.7	52.4	52.5	52.2	52.1	51.5
	31	50.3	50.8	51.1	52.3	53.3	53.9	54.4	54.5	54.3	53.5	52.7
Feb. 1	—	—	—	—	—	—	—	—	—	—	—	
Hourly Means	48.50	48.82	49.19	49.52	49.83	50.13	50.04	50.06	49.84	49.53	49.33	
TEMPERATURE OF THE VERTICAL FORCE MAGNET.												
JANUARY.	1	65.5	66.0	66.4	66.9	67.2	67.3	67.4	67.5	67.3	67.0	66.8
	2	65.8	66.3	67.0	67.6	68.0	68.4	68.4	68.3	68.0	67.7	67.4
	3	65.7	66.1	66.5	67.1	67.5	68.0	68.2	68.1	68.0	67.6	67.3
	4	—	—	—	—	—	—	—	—	—	—	—
	5	65.3	65.9	66.7	67.7	68.0	68.1	68.0	67.9	67.8	67.4	67.1
	6	65.6	65.7	66.0	66.2	66.6	67.0	67.1	67.0	66.9	66.7	66.4
	7	65.4	65.8	66.0	66.3	66.7	66.8	67.0	67.1	67.0	66.7	66.4
	8	65.7	66.3	66.8	67.4	67.6	67.7	67.7	67.5	67.3	67.0	66.8
	9	66.0	66.5	67.3	67.7	68.1	68.3	68.1	67.8	67.7	67.4	67.0
	10	66.2	66.7	67.3	68.0	68.5	68.7	68.8	68.6	68.6	68.2	67.9
	11	—	—	—	—	—	—	—	—	—	—	—
	12	66.1	66.4	66.9	67.3	67.7	67.9	67.8	67.8	67.7	67.4	67.3
	13	66.3	67.0	67.6	68.0	68.7	69.0	69.2	69.2	69.0	68.7	68.2
	14	66.6	67.0	67.6	68.1	68.3	68.5	68.5	68.4	68.3	68.0	67.7
	15	66.5	67.1	67.8	68.5	69.0	69.3	69.3	69.2	69.1	68.7	68.6
	16	67.0	67.6	68.4	69.2	69.9	70.7	71.2	71.2	71.2	70.7	70.2
	17	68.4	69.2	69.9	70.6	71.2	71.6	71.7	71.7	71.3	71.0	70.3
	18	—	—	—	—	—	—	—	—	—	—	—
	19	68.9	69.7	70.3	70.7	71.2	71.4	71.4	71.3	71.2	70.8	70.4
	20	69.2	69.7	70.1	70.3	70.4	70.4	70.5	70.4	70.3	70.0	69.9
	21	68.4	68.7	69.2	69.6	69.7	69.9	70.0	69.8	69.7	69.6	69.4
	22	68.6	69.0	69.3	69.6	69.6	69.6	69.6	69.5	69.8	69.7	69.7
	23	68.0	68.4	68.9	69.3	69.5	69.6	69.6	69.3	69.2	68.9	68.7
	24	68.0	68.4	68.5	68.7	69.2	69.4	69.4	69.5	69.2	69.0	68.7
	25	—	—	—	—	—	—	—	—	—	—	—
	26	68.1	68.7	69.6	70.1	70.7	71.1	71.3	71.0	71.0	70.5	70.3
	27	68.5	68.8	69.2	69.7	69.9	70.3	70.5	70.5	70.3	70.0	69.9
	28	68.0	68.5	69.0	69.3	69.9	70.3	70.6	70.6	70.4	70.1	69.9
	29	68.2	68.3	68.4	68.6	68.8	68.8	68.9	68.9	68.9	68.7	68.5
	30	67.6	68.1	68.6	69.0	69.5	70.2	70.2	70.2	70.0	70.0	69.7
	31	67.9	68.5	69.1	69.9	70.8	71.5	72.3	72.3	72.3	71.9	71.3
Feb. 1	—	—	—	—	—	—	—	—	—	—	—	
Hourly Means	67.09	67.57	68.09	68.57	68.97	69.25	69.36	69.28	69.17	68.87	68.59	

VERTICAL FORCE.

One Scale Division = .00086 parts of the V. F. Change in the Magnetic moment of the Bar for 1° Fah' = .00002.

12h.	13h.	14h.	15h.	16h.	17h.	18h.	19h.	20h.	21h.	22h.	23h.	Daily and Monthly Means.
Sc. Div. 47.7	Sc. Div. 47.6	Sc. Div. 47.0	Sc. Div. 47.0	Sc. Div. 46.6	Sc. Div. 46.7	Sc. Div. 46.6	Sc. Div. 46.5	Sc. Div. 46.5	Sc. Div. 46.4	Sc. Div. 46.4	Sc. Div. 46.7	Sc. Div. 47.39
50.1	49.8	49.8	49.6	49.4	49.2	49.0	48.6	48.3	48.4	48.5	48.6	48.75
—	—	—	—	—	—	—	—	—	—	—	—	—
49.0	49.0	48.5	48.4	48.3	48.1	48.1	48.1	48.1	47.9	48.1	48.1	48.82
48.7	48.7	48.5	48.4	48.2	48.2	48.0	48.0	48.0	48.0	48.0	48.0	48.70
48.2	47.9	47.7	47.7	47.7	47.6	47.5	47.6	47.6	47.8	47.8	47.8	48.15
48.2	47.9	47.9	47.9	47.8	47.8	47.8	47.8	47.8	47.4	47.6	47.4	48.27
48.2	48.2	48.2	48.4	48.4	48.3	48.1	47.9	47.9	47.9	48.1	47.8	48.26
47.3	47.1	47.1	47.1	47.1	47.0	47.0	47.0	46.8	46.5	46.5	46.8	47.62
—	—	—	—	—	—	—	—	—	—	—	—	—
46.5	46.5	46.3	46.3	46.2	46.0	46.1	45.8	42.1 ^a	51.3	50.6	51.2	47.59
52.0	52.0	51.7	51.7	51.7	51.6	51.6	51.6	51.1	51.0	50.5	50.9	51.75
51.6	51.5	51.1	51.1	50.9	50.9	50.9	50.7	50.4	50.4	50.8	50.7	52.01
51.3	51.3	50.9	50.6	50.4	50.5	50.6	50.6	50.2	49.6	49.5	50.0	51.12
49.0	48.8	48.6	48.3	48.2	48.1	48.1	48.1	48.2	48.1	48.6	48.8	49.41
49.3	48.8	48.8	48.5	48.2	48.2	48.1	48.1	47.4	47.3	47.6	47.2	49.23
—	—	—	—	—	—	—	—	—	—	—	—	—
48.6	48.2	48.1	48.0	47.9	47.7	47.7	47.7	47.9	47.7	47.2	46.7	48.30
48.8	48.8	48.3	48.3	48.1	47.9	47.9	47.8	47.1	47.1	47.1	47.1	48.52
47.8	47.8	47.4	47.2	47.1	47.0	47.0	47.2	47.2	47.0	46.9	46.9	47.86
47.0	47.0	46.5	46.6	46.6	46.4	46.8	46.4	46.1	45.8	46.2	46.4	46.63
46.1	45.7	45.5	45.4	45.4	45.4	45.1	45.1	44.9	45.3	45.8	46.2	45.89
46.0	45.7	46.0	46.0	46.0	46.0	46.0	46.0	45.5	45.7	46.2	46.6	46.29
—	—	—	—	—	—	—	—	—	—	—	—	—
46.8	46.8	46.8	46.8	46.8	46.6	46.7	46.7	46.5	46.2	46.2	46.3	46.80
46.7	46.7	46.3	46.3	46.1	46.0	46.0	45.7	45.7	44.4	51.6	51.4	47.17
52.1	51.9	51.9	51.8	51.8	51.7	51.7	51.6	51.5	51.2	50.7	50.7	52.51
52.7	52.6	52.5	52.5	52.5	52.2	52.2	51.8	51.8	51.3	51.1	50.6	52.10
51.2	50.8	50.8	50.7	50.6	50.6	50.4	50.3	50.3	50.2	50.0	50.0	50.82
51.2	51.0	50.9	50.7	50.7	50.5	50.5	50.7	50.7	50.3	50.2	50.4	51.25
—	—	—	—	—	—	—	—	—	—	—	—	—
50.1	49.7	49.6	49.3	49.2	49.2	49.1	49.1	47.2	46.6	46.6	46.5	50.65
48.97	48.81	48.62	48.54	48.44	48.35	48.32	48.24	48.10	48.03	48.31	48.36	48.96

TEMPERATURE OF THE VERTICAL FORCE MAGNET.

66.2	66.0	65.7	65.5	65.3	65.1	65.0	64.8	64.7	64.6	64.9	65.3	66.04
66.8	66.5	66.2	66.0	65.9	65.7	65.5	65.2	65.0	64.9	65.1	65.4	66.59
—	—	—	—	—	—	—	—	—	—	—	—	—
66.0	65.8	65.7	65.5	65.4	65.2	65.1	65.0	64.8	64.7	64.7	64.9	66.25
66.6	66.4	66.2	66.1	65.9	65.8	65.7	65.5	65.3	65.2	65.1	65.3	66.49
65.8	65.5	65.3	65.2	65.0	64.9	64.9	64.8	64.7	64.8	64.9	65.0	65.75
66.0	65.9	65.7	65.6	65.5	65.3	65.2	65.2	65.2	65.0	65.0	65.2	65.92
66.3	66.2	66.0	65.9	65.8	65.6	65.5	65.4	65.2	65.2	65.2	65.4	66.34
66.6	66.3	66.2	66.1	66.0	66.0	66.0	65.8	65.8	65.7	65.7	65.8	66.70
—	—	—	—	—	—	—	—	—	—	—	—	—
67.0	66.7	66.5	66.3	66.2	65.9	65.9	65.8	65.8 ^a	65.7	65.7	65.8	67.07
66.7	66.4	66.5	66.2	66.1	66.1	65.9	65.8	65.7	65.5	65.5	65.7	66.64
67.7	67.4	67.2	67.0	66.8	66.5	66.5	66.2	66.1	66.1	66.1	66.3	67.45
67.1	66.8	66.7	66.6	66.5	66.4	66.3	66.1	66.0	65.9	65.9	66.2	67.12
67.8	67.4	67.0	66.8	66.7	66.5	66.4	66.3	66.2	66.1	66.2	66.5	67.55
69.2	68.9	68.6	68.3	68.1	68.0	67.6	67.4	67.3	67.2	67.5	67.9	68.88
—	—	—	—	—	—	—	—	—	—	—	—	—
69.7	69.5	69.3	69.1	69.0	68.8	68.7	68.5	68.2	68.2	68.3	68.3	69.68
69.9	69.7	69.5	69.4	69.2	69.0	68.9	68.8	68.7	68.7	68.5	68.8	69.86
69.4	69.2	68.9	68.7	68.6	68.6	68.3	68.2	68.1	68.0	68.1	68.2	69.30
69.7	69.6	69.8	69.7	69.4	69.5	69.5	69.3	68.6	68.3	68.3	68.4	69.31
68.9	68.6	68.4	68.1	68.0	67.9	67.6	67.6	67.4	67.3	67.5	67.6	68.67
68.3	68.3	68.1	68.1	68.0	67.6	67.5	67.5	67.4	67.4	67.4	67.6	68.38
—	—	—	—	—	—	—	—	—	—	—	—	—
67.9	67.8	67.8	67.7	67.6	67.6	67.5	67.4	67.4	67.3	67.3	67.5	68.22
69.7	69.4	69.1	68.9	68.8	68.7	68.5	68.4	68.4	68.2	68.3	68.4	69.47
69.3	69.2	69.0	68.9	68.7	68.5	68.2	68.0	67.9	67.8	67.9	68.0	69.10
69.5	69.2	69.1	69.0	68.8	68.5	68.5	68.4	68.2	68.0	67.9	68.0	69.14
68.1	67.9	67.9	67.8	67.6	67.5	67.4	67.3	67.1	67.1	67.1	67.3	68.05
69.1	68.9	68.6	68.2	68.0	67.9	67.9	67.7	67.6	67.5	67.5	67.8	68.72
—	—	—	—	—	—	—	—	—	—	—	—	—
69.7	69.5	69.4	69.2	69.0	68.9	68.6	68.4	68.3	68.3	68.5	68.7	69.79
67.96	67.74	67.57	67.40	67.26	67.11	66.99	66.84	66.74	66.62	66.67	66.86	67.87

^a Not included in the means.

VERTICAL FORCE.													
One Scale Division = '00089 parts of the V. F. Change in the Magnetic moment of the Bar for 1° Fah° = '00002.													
Mean Göttingen Time. } }	0h.	1h.	2h.	3h.	4h.	5h.	6h.	7h.	8h.	9h.	10h.	11h.	
	Sc. Div.	Sc. Div.	Sc. Div.	Sc. Div.	Sc. Div.	Sc. Div.	Sc. Div.	Sc. Div.	Sc. Div.	Sc. Div.	Sc. Div.	Sc. Div.	
FEBRUARY.	2	46·5	46·8	47·6	48·3	49·1	49·6	50·1	50·1	49·0	49·0	48·6	48·4
	3	48·3	48·7	48·8	49·1	49·1	48·6	48·8	48·8	48·7	48·6	48·3	48·1
	4	46·1	46·4	47·3	47·0	47·2	47·5	47·9	47·9	47·3	47·3	47·1	46·9
	5	45·7	45·9	45·9	46·0	46·2	46·2	51·2	51·4	51·1	51·0	50·8	50·8
	6	50·6	50·8	51·6	52·2	52·6	52·7	52·2	52·0	51·6	51·5	51·1	51·1
	7	49·8	50·0	50·4	50·6	50·5	50·4	50·5	50·6	50·2	49·9	49·8	49·8
	8	—	—	—	—	—	—	—	—	—	—	—	—
	9	49·3	49·4	49·9	50·4	50·4	50·9	51·3	51·1	51·1	50·7	50·3	50·1
	10	50·0	50·2	50·7	51·2	51·2	51·8	51·2	50·9	50·3	50·0	49·9	49·8
	11	50·2	50·3	51·0	51·7	52·2	52·7	52·9	52·9	52·8	51·2	51·0	51·1
	12	50·6	50·4	50·9	51·3	51·3	51·7	51·5	51·5	51·3	51·1	51·0	51·0
	13	49·6	49·4	49·4	49·9	50·4	50·8	49·4	49·4	49·1	48·9	48·8	48·7
	14	48·5	48·1	47·8	48·5	49·1	49·3	48·5	48·6	48·6	47·7	47·7	47·7
	15	—	—	—	—	—	—	—	—	—	—	—	—
	16	47·7	48·3	48·6	48·8	49·2	49·8	49·9	49·6	49·5	48·9	48·8	48·6
	17	47·5	47·0	46·9	47·5	47·2	47·0	47·1	47·3	47·3	47·3	47·1	47·2
	18	47·9	48·3	48·4	48·3	47·8	48·9	48·9	48·8	47·3	47·1	47·1	47·1
	19	45·5	45·6	46·0	46·6	47·3	48·0	48·8	48·7	48·6	48·2	47·8	47·5
	20	47·2	47·7	47·3	48·1	48·3	48·8	48·4	48·5	48·6	48·3	48·2	47·9
	21	47·9	48·8	49·1	49·3	49·3	49·4	49·5	49·5	49·5	49·2	49·0	48·6
	22	—	—	—	—	—	—	—	—	—	—	—	—
	23	48·7	49·1	49·5	50·3	50·8	51·0	51·3	51·1	50·7	50·3	49·9	49·7
	24	48·8	49·1	49·3	49·1	49·5	49·7	49·7	49·5	49·5	49·4	49·3	49·0
	25	48·0	48·1	48·1	48·1	48·6	49·0	49·0	49·9	48·6	48·4	48·0	48·0
	26	48·3	48·2	47·7	47·7	47·8	48·0	47·8	48·0	47·5	47·5	47·3	47·3
	27	47·8	47·5	47·5	47·4	47·4	48·0	48·4	48·8	48·9	48·8	48·2	48·0
	28	47·5	47·6	47·7	48·1	49·0	49·6	49·9	50·0	50·0	49·5	49·2	47·0
	March 1	—	—	—	—	—	—	—	—	—	—	—	—
Hourly Means	48·25	48·40	48·64	48·98	49·23	49·56	49·76	49·75	49·46	49·16	48·93	48·72	

TEMPERATURE OF THE VERTICAL FORCE MAGNET.													
	°	°	°	°	°	°	°	°	°	°	°	°	
FEBRUARY.	2	69·0	69·4	70·2	70·9	71·6	72·1	72·3	72·3	72·3	71·8	71·5	71·3
	3	70·0	70·7	71·3	71·8	72·0	72·2	72·3	72·3	72·1	72·0	71·5	71·3
	4	70·3	70·4	70·7	70·8	71·2	71·4	71·6	71·5	71·4	71·2	71·1	70·9
	5	69·4	69·7	69·9	70·2	70·4	70·6	70·7	70·7	70·3	70·2	69·9	69·7
	6	69·2	69·7	70·0	70·0	70·2	70·2	70·5	70·5	70·3	70·1	69·9	69·7
	7	68·9	69·3	69·5	69·5	69·7	69·8	69·9	69·9	69·8	69·7	69·6	69·5
	8	—	—	—	—	—	—	—	—	—	—	—	—
	9	69·3	69·6	70·1	70·7	71·0	71·1	71·1	71·1	70·8	70·6	70·5	70·3
	10	68·9	69·3	69·7	69·9	70·3	70·4	70·6	70·6	70·4	70·1	69·8	69·5
	11	68·5	69·0	69·3	69·5	69·9	70·1	70·1	69·9	69·8	69·5	69·3	69·1
	12	68·4	68·7	69·1	69·4	69·7	69·8	69·8	69·8	69·7	69·5	69·2	69·1
	13	68·2	68·3	68·4	68·7	69·0	69·2	69·2	69·2	69·1	69·1	68·9	68·8
	14	67·9	68·2	68·6	69·0	69·4	69·7	69·7	69·7	69·7	69·5	69·3	69·1
	15	—	—	—	—	—	—	—	—	—	—	—	—
	16	68·5	69·1	69·7	70·2	71·0	71·5	71·4	71·3	71·2	70·8	70·7	70·4
	17	68·9	69·2	69·7	70·1	70·3	70·3	70·3	70·3	70·0	70·0	69·7	69·6
	18	69·4	69·8	69·9	69·9	70·2	70·2	70·2	70·0	69·9	69·8	69·6	69·5
	19	69·3	69·9	70·2	70·6	71·2	71·8	72·2	72·6	72·3	72·0	71·5	71·3
	20	70·8	71·5	72·0	72·4	72·7	72·9	73·0	72·9	72·7	72·4	72·2	71·9
	21	71·2	72·3	73·2	73·5	73·8	74·0	74·3	74·4	74·2	73·8	73·3	73·0
	22	—	—	—	—	—	—	—	—	—	—	—	—
	23	71·7	72·6	73·8	74·8	75·5	75·8	75·8	75·7	75·4	74·8	74·5	74·0
	24	72·0	72·4	73·1	73·4	73·7	74·1	74·2	74·3	74·3	73·9	73·5	73·2
	25	71·7	72·0	72·3	72·9	73·2	73·3	73·3	73·1	72·9	72·6	72·5	72·4
	26	71·5	71·8	71·8	71·8	71·8	71·8	71·7	71·7	71·6	71·4	71·2	71·2
	27	71·0	71·4	72·0	72·5	72·6	73·2	73·5	73·5	73·6	73·3	73·0	73·3
	28	72·2	73·0	73·6	74·2	74·9	75·2	75·6	75·8	75·7	75·5	75·0	74·4
	March 1	—	—	—	—	—	—	—	—	—	—	—	—
Hourly Means	69·84	70·30	70·75	71·11	71·47	71·70	71·80	71·80	71·65	71·40	71·13	70·94	

VERTICAL FORCE.

One Scale Division = '00089 parts of the V. F. Change in the Magnetic moment of the Bar for 1° Fah°. = '00002.

12h.	13h.	14h.	15h.	16h.	17h.	18h.	19h.	20h.	21h.	22h.	23h.	Daily and Monthly Means.
Sc. Div.	Sc. Div.	Sc. Div.	Sc. Div.	Sc. Div.	Sc. Div.	Sc. Div.	Sc. Div.	Sc. Div.	Sc. Div.	Sc. Div.	Sc. Div.	Sc. Div.
48·1	47·8	47·2	47·1	46·9	47·9	46·9	46·9	46·8	46·9	47·8	48·2	47·94
48·1	48·0	48·0	48·0	48·0	47·6	47·7	46·6	46·4	46·3	46·3	46·1	47·96
46·9	46·9	46·6	46·5	46·4	46·1	46·1	46·1	46·1	46·1	45·6	45·7	46·71
50·8	50·8	50·8	50·8	50·6	50·6	50·6	50·5	50·5	50·3	50·4	50·2	49·55
51·1	51·1	50·8	50·8	50·6	50·6	50·6	50·6	50·1	49·2	49·6	49·7	51·03
—	—	—	—	—	—	—	—	—	—	—	—	—
50·1	50·2	50·2	50·1	49·8	49·9	49·7	49·7	49·7	49·3	48·8	49·4	49·97
50·0	50·0	49·9	49·9	49·6	49·5	49·3	49·4	49·5	49·8	49·6	49·8	50·05
49·7	49·7	49·5	49·3	49·3	49·3	49·3	49·2	49·3	45·1 ^a	51·6	51·1	50·20
51·0	51·0	50·7	50·7	50·7	50·8	50·8	50·7	50·5	50·5	50·5	50·7	51·19
51·1	51·1	51·0	51·0	50·9	50·9	50·8	50·6	50·5	50·1	49·9	49·8	50·89
48·8	49·0	49·1	49·1	48·9	48·9	48·9	49·0	49·1	49·1	48·7	48·7	49·21
—	—	—	—	—	—	—	—	—	—	—	—	—
47·4	47·4	47·3	47·2	47·2	47·1	47·0	47·0	47·0	47·1	47·4	47·3	47·77
48·6	48·6	48·3	48·2	48·1	48·0	48·0	48·0	48·0	47·8	47·8	47·5	48·52
47·2	47·3	47·3	47·4	47·4	47·3	47·3	47·2	47·2	47·3	47·3	47·3	47·25
47·1	47·0	46·8	46·8	46·6	46·4	46·6	46·2	46·2	46·0	46·1	45·2	47·25
47·5	47·5	47·2	47·2	47·0	46·9	46·5	46·5	46·5	46·4	46·6	46·8	47·13
47·7	47·6	47·4	47·1	46·9	46·5	46·5	46·3	45·9	45·9	46·1	46·7	47·41
—	—	—	—	—	—	—	—	—	—	—	—	—
49·3	48·9	—	48·6	48·3	48·1	47·7	47·7	47·8	47·7	47·7	48·2	48·66
49·5	49·4	49·2	49·0	48·7	48·5	48·4	48·2	48·2	48·2	48·1	48·3	49·42
49·0	48·9	48·9	48·9	48·7	48·6	48·3	48·4	48·4	48·0	47·9	47·9	48·91
48·1	48·3	48·3	48·3	48·3	48·3	48·3	48·3	48·3	48·3	48·0	48·1	48·32
47·3	47·4	47·3	47·5	47·5	47·5	47·5	47·5	47·4	47·5	47·7	47·9	47·63
47·9	48·0	48·2	47·7	47·8	47·6	47·7	47·8	47·8	47·9	47·6	47·6	47·93
—	—	—	—	—	—	—	—	—	—	—	—	—
47·2	46·8	46·5	46·2	46·0	45·6	45·6	45·6	45·6	45·6	50·2	51·9	47·83
48·73	48·70	48·54	48·47	48·34	48·23	48·17	48·08	48·03	47·88	48·22	48·38	48·69

TEMPERATURE OF THE VERTICAL FORCE MAGNET.

°	°	°	°	°	°	°	°	°	°	°	°	°
70·9	70·5	70·3	70·1	70·0	69·8	69·6	69·5	69·2	69·2	69·2	69·3	70·51
71·1	71·0	70·9	70·9	70·7	70·5	70·4	70·4	70·2	70·0	70·1	70·1	71·07
70·7	70·4	70·2	70·0	69·9	69·7	69·5	69·4	69·2	69·1	69·1	69·3	70·37
69·5	69·4	69·3	69·1	69·0	68·9	68·7	68·6	68·3	68·3	68·5	68·8	69·50
69·5	69·4	69·3	69·1	68·9	68·8	68·8	68·7	68·6	68·5	68·5	68·7	69·46
—	—	—	—	—	—	—	—	—	—	—	—	—
70·2	70·0	69·9	69·8	69·6	69·5	69·4	69·3	69·1	69·0	69·1	69·1	69·55
70·0	69·9	69·6	69·4	69·2	69·1	69·0	68·9	68·7	68·7	68·7	68·7	69·84
69·4	69·0	68·8	68·7	68·6	68·4	68·4	68·3	68·1	68·1 ^a	68·1	68·2	69·28
69·0	68·8	68·7	68·5	68·4	68·4	68·4	68·3	68·2	68·1	67·9	68·2	68·95
68·9	68·8	68·8	68·7	68·6	68·5	68·4	68·3	68·2	68·1	68·1	68·0	68·90
68·6	68·5	68·3	68·2	68·1	68·0	67·9	67·9	67·8	67·7	67·7	67·8	68·44
—	—	—	—	—	—	—	—	—	—	—	—	—
68·9	68·7	68·6	68·4	68·3	68·1	68·0	67·7	67·6	67·5	67·7	68·0	68·64
70·1	69·9	69·8	69·6	69·4	69·3	69·3	69·2	69·1	69·0	68·9	68·9	69·93
69·4	69·6	69·3	69·2	69·2	69·0	69·0	69·0	68·8	68·8	68·8	69·1	69·48
69·3	69·2	69·0	68·9	68·7	68·7	68·7	68·6	68·5	68·4	68·5	68·9	69·32
71·0	70·7	70·5	70·2	70·0	69·9	69·5	69·3	69·1	69·1	69·5	70·0	70·57
71·5	71·1	70·8	70·3	70·0	69·7	69·4	69·1	68·8	68·8	68·9	69·8	71·07
—	—	—	—	—	—	—	—	—	—	—	—	—
72·9	72·5	—	71·9	71·7	71·4	71·2	71·0	70·8	70·7	70·7	71·1	72·47
73·6	73·1	72·7	72·3	72·0	71·8	71·7	71·5	71·4	71·4	71·4	71·6	73·29
73·0	72·6	72·4	72·2	72·0	71·9	71·6	71·4	71·3	71·2	71·4	71·5	72·69
72·2	72·1	72·0	71·9	71·6	71·4	71·4	71·3	71·3	71·0	71·0	71·3	72·11
70·9	70·8	70·8	70·8	70·7	70·6	70·5	70·4	70·4	70·4	70·4	70·7	71·11
73·3	73·3	73·1	72·8	72·5	72·4	72·3	72·2	72·0	71·6	71·6	71·8	72·57
—	—	—	—	—	—	—	—	—	—	—	—	—
73·5	73·1	72·5	72·1	71·8	71·6	71·4	71·2	71·0	70·9	71·3	71·7	73·22
70·73	70·52	70·24	70·13	69·95	69·81	69·69	69·56	69·40	69·37	69·38	69·61	70·51

^a Not included in the means.

VERTICAL FORCE.												
One Scale Division = '00086 parts of the V. F. Change in the Magnetic moment of the Bar for 1° Fah. = '00002.												
Mean Göttingen Time. } MARCH.	0h.	1h.	2h.	3h.	4h.	5h.	6h.	7h.	8h.	9h.	10h.	11h.
	Sc. Div.	Sc. Div.	Sc. Div.	Sc. Div.	Sc. Div.	Sc. Div.	Sc. Div.	Sc. Div.	Sc. Div.	Sc. Div.	Sc. Div.	Sc. Div.
2	52'3	52'9	53'2	54'0	54'7	55'0	55'1	54'9	51'2	50'7	50'2	49'9
3	47'9	48'1	48'1	48'5	49'5	50'0	50'3	50'4	50'4	49'9	49'4	49'0
4	47'7	47'7	48'1	48'1	48'6	49'1	49'1	49'2	48'2	47'5	46'9	45'8
5	45'5	45'5	45'5	46'2	46'6	46'7	46'7	46'3	45'9	45'9	45'7	45'7
6	45'2	45'1	45'4	45'4	45'6	45'6	45'6	45'6	45'3	45'2	45'0	44'6
7	43'3	43'3	43'7	43'6	43'8	44'1	44'3	44'3	44'0	43'8	43'7	40'0
8	—	—	—	—	—	—	—	—	—	—	—	—
9	45'8	46'0	46'4	46'4	47'1	47'3	47'3	47'7	47'3	47'1	47'4	47'4
10	47'1	48'0	48'0	48'0	48'9	48'9	48'9	48'9	48'8	48'2	48'2	47'8
11	45'8	46'0	46'8	47'6	48'7	48'7	48'7	48'5	48'2	47'8	47'3	47'3
12	46'1	46'5	46'9	47'1	47'6	47'5	46'9	47'0	47'1	46'7	46'7	46'2
13	44'2	43'9	44'1	44'4	44'8	44'9	45'4	45'7	46'0	45'7	45'2	44'8
14	45'2	45'2	45'6	45'7	45'7	45'6	45'6	45'1	45'0	45'0	44'8	44'8
15	—	—	—	—	—	—	—	—	—	—	—	—
16	44'8	45'1	45'0	45'3	46'1	46'1	45'5	45'3	44'9	44'5	44'3	44'4
17	44'0	43'6	43'3	43'5	43'9	44'1	44'1	44'5	44'5	44'4	44'2	44'2
18	43'8	44'0	44'2	44'9	45'3	45'3	44'9	44'7	44'5	44'2	44'2	44'2
19	44'9	45'3	45'1	44'9	44'9	44'7	44'5	44'5	44'0	43'8	43'8	43'9
20	43'0	43'1	43'1	43'1	43'1	42'5	42'3	42'3	42'1	41'8	41'8	41'7
21	40'3	40'6	40'8	40'8	40'5	40'8	41'2	41'3	41'4	41'4	41'4	41'4
22	—	—	—	—	—	—	—	—	—	—	—	—
23	44'9	44'9	45'2	45'3	45'4	45'4	45'4	45'0	42'8	42'5	42'5	42'5
24	42'7	43'1	43'8	44'3	44'4	44'1	38'2*	46'6	46'6	46'3	46'2	46'2
25	46'2	47'0	47'5	48'3	48'3	47'6	47'5	47'3	46'9	46'5	46'5	46'2
26	45'2	45'7	46'1	46'1	46'2	46'6	46'6	46'4	45'8	45'5	45'6	45'5
27	42'8	43'2	43'2	43'9	44'6	45'0	44'6	44'7	44'5	44'2	44'1	44'0
28	43'4	43'8	44'7	45'0	45'3	45'3	45'3	45'3	45'0	44'4	44'1	44'0
29	—	—	—	—	—	—	—	—	—	—	—	—
30	43'4	43'4	43'8	44'0	44'4	44'2	44'1	44'0	43'9	43'7	43'4	43'4
31	41'8	42'3	42'3	42'3	42'3	42'3	42'9	43'1	43'0	42'8	42'5	42'3
Hourly Means	44'90	45'13	45'38	45'64	46'01	46'05	46'11	46'10	45'67	45'37	45'20	44'89
TEMPERATURE OF THE VERTICAL FORCE MAGNET.												
MARCH.												
2	72°4	73°2	74°3	75°4	76°3	76°9	76°9	76°9	76°7	76°1	75°5	75°1
3	73'8	74'3	74'4	74'5	75'2	75'7	76'1	76'1	76'0	75'5	75'0	74'7
4	72'3	72'8	73'3	73'9	74'5	74'9	75'3	75'2	74'9	74'4	73'9	73'7
5	72'5	73'1	73'6	74'2	74'7	74'9	74'8	74'5	74'2	73'8	73'6	73'2
6	71'7	72'2	72'7	72'8	73'3	73'3	73'4	73'3	73'1	72'8	72'4	72'2
7	71'5	71'9	72'3	72'3	72'4	72'8	73'1	73'1	72'8	72'4	72'0	71'8
8	—	—	—	—	—	—	—	—	—	—	—	—
9	70'9	71'4	71'9	72'3	72'7	73'0	72'8	72'9	72'7	72'2	71'9	71'6
10	70'8	71'7	72'2	72'7	73'4	73'9	74'1	74'1	73'8	73'5	73'1	72'6
11	70'7	71'3	72'1	73'0	73'7	73'8	73'9	73'9	73'4	73'0	72'8	72'4
12	71'4	72'1	72'7	73'1	73'3	73'5	73'3	73'3	73'2	72'8	72'3	72'2
13	70'9	71'0	71'3	71'8	72'3	72'8	73'3	73'3	73'8	73'5	72'9	72'7
14	71'5	71'8	72'2	72'9	72'8	72'8	72'9	72'5	72'5	72'3	72'2	72'0
15	—	—	—	—	—	—	—	—	—	—	—	—
16	72'2	72'4	72'8	73'3	74'0	74'2	74'2	74'0	73'7	73'4	73'2	73'0
17	72'0	72'4	72'6	72'8	73'3	73'3	73'5	73'6	73'5	73'2	72'9	72'8
18	72'1	72'7	73'3	74'1	74'6	74'6	74'6	74'4	73'9	73'7	73'6	73'6
19	72'8	73'1	73'5	73'7	73'9	74'2	74'2	74'0	74'3	74'0	73'8	73'3
20	71'9	72'2	72'6	72'9	73'2	73'2	73'2	72'9	72'7	72'4	72'3	72'0
21	70'8	71'2	72'0	72'3	72'7	72'9	73'1	73'1	72'8	72'5	72'1	71'8
22	—	—	—	—	—	—	—	—	—	—	—	—
23	70'1	70'2	70'3	70'3	70'4	70'6	70'8	70'8	70'7	70'5	70'4	70'4
24	69'9	70'7	71'2	71'7	71'9	72'2	72'2*	72'3	72'1	71'7	71'4	71'2
25	70'2	70'8	71'3	72'0	72'4	72'7	72'5	72'4	72'2	71'8	71'5	71'2
26	70'4	71'0	71'5	71'7	72'1	72'3	72'5	72'3	72'0	71'7	71'4	71'2
27	70'4	70'9	71'5	72'1	72'6	72'9	72'9	73'0	73'0	72'4	72'0	71'8
28	70'8	71'5	72'0	72'8	73'3	73'5	73'6	73'3	73'1	72'6	72'2	71'9
29	—	—	—	—	—	—	—	—	—	—	—	—
30	71'2	71'8	71'9	72'0	72'0	72'0	72'0	71'9	71'8	71'4	71'3	71'0
31	70'2	70'4	71'2	71'7	72'1	72'3	72'5	72'6	72'3	72'0	71'8	71'4
Hourly Means	71'36	71'85	72'33	72'78	73'20	73'43	73'58	73'45	73'28	72'91	72'60	72'34

* Not included in the means.

VERTICAL FORCE.

One Scale Division = '00086 parts of the V. F. Change in the Magnetic moment of the Bar for 1° Fah°. = '00002.

12h.	13h.	14h.	15h.	16h.	17h.	18h.	19h.	20h.	21h.	22h.	23h.	Daily and Monthly Means.
Sc. Div.	Sc. Div.	Sc. Div.	Sc. Div.	Sc. Div.	Sc. Div.	Sc. Div.	Sc. Div.	Sc. Div.	Sc. Div.	Sc. Div.	Sc. Div.	Sc. Div.
49'5	49'2	49'0	48'9	48'7	48'6	48'4	48'4	47'8	47'8	47'8	47'5	50'65
48'6	48'6	48'6	48'3	48'1	48'0	47'9	47'9	47'9	47'9	47'8	47'7	48'70
46'6	46'6	46'3	46'3	46'3	46'0	46'0	46'0	45'2	45'0	45'0	45'5	46'95
45'6	45'6	45'3	45'3	45'1	45'1	45'1	44'9	44'9	44'7	44'8	45'1	45'57
44'6	44'6	44'6	44'4	44'3	44'2	43'8	43'5	43'4	43'2	43'1	43'1	44'60
—	—	—	—	—	—	—	—	—	—	—	—	—
49'8	49'8	49'3	49'2	49'2	49'0	48'6	47'8	46'7	46'2	45'8	45'8	45'80
47'2	47'3	47'1	47'1	46'8	46'8	46'7	46'3	46'3	46'3	46'4	46'4	46'83
47'8	47'7	45'4 ^a	48'7	48'7	48'5	48'5	48'2	48'2	45'7	46'1	45'8	47'98
47'3	47'2	47'2	47'1	47'1	46'9	46'8	46'7	46'8	46'3	46'2	45'8	47'20
46'2	46'2	46'3	46'3	46'2	46'1	46'0	45'9	45'9	45'5	45'5	44'0	46'35
44'8	44'9	44'9	44'9	44'8	45'3	45'1	45'0	45'1	45'1	45'0	45'2	44'97
—	—	—	—	—	—	—	—	—	—	—	—	—
45'5	45'5	45'4	45'4	45'2	45'3	45'3	45'3	45'1	45'1	44'9	44'9	45'26
44'4	44'1	44'1	44'4	44'4	44'4	44'5	44'1	44'0	43'9	43'9	44'1	44'65
44'2	44'2	43'8	43'8	43'7	43'7	43'7	43'7	43'7	43'7	43'9	43'9	43'93
44'4	44'2	44'2	44'2	44'1	44'1	44'1	44'1	44'1	43'8	44'1	44'3	44'33
43'9	43'9	43'7	43'7	43'4	43'4	43'4	43'3	43'3	43'4	42'5	43'0	43'97
41'7	41'7	41'6	41'1	40'9	40'9	40'9	40'9	40'9	40'5	40'5	40'3	41'74
—	—	—	—	—	—	—	—	—	—	—	—	—
40'0	40'0	37'9	46'6	46'3	45'8	45'6	45'5	45'5	44'8	44'9	44'9	42'49
42'7	42'7	42'7	42'7	42'6	42'6	42'5	42'5	42'4	42'0	41'9	42'2	43'39
46'4	46'4	46'3	46'4	45'8	46'0	46'0	45'8	45'2	45'1	45'1	45'4	45'40
46'2	46'2	45'9	45'7	45'6	45'6	45'3	45'3	45'0	44'4	44'4	44'4	46'24
45'7	45'7	45'7	45'7	45'7	45'7	45'3	45'1	44'6	44'4	38'8 ^a	42'3	45'53
43'7	44'0	43'7	43'7	43'8	43'7	43'7	43'7	43'4	43'3	42'6	42'8	43'79
—	—	—	—	—	—	—	—	—	—	—	—	—
44'0	43'7	43'7	43'7	43'5	43'5	43'4	43'3	43'3	42'8	43'0	43'0	44'02
43'2	43'0	42'7	42'6	42'3	42'4	42'4	42'4	42'5	42'2	42'0	41'9	43'14
42'1	42'1	42'1	42'1	42'1	42'0	41'8	41'8	41'7	41'7	41'7	41'5	42'19
—	—	—	—	—	—	—	—	—	—	—	—	—
45'23	45'20	44'88	45'32	45'18	45'14	45'03	44'90	44'73	44'40	44'36	44'26	45'21

TEMPERATURE OF THE VERTICAL FORCE MAGNET.

74'6	74'2	73'9	73'5	73'1	72'9	72'4	72'2	72'0	71'9	72'3	73'0	74'24
74'3	74'2	73'9	73'4	73'3	73'0	72'9	72'6	72'5	72'3	72'1	72'1	74'08
73'4	73'1	72'9	72'8	72'6	72'4	72'3	72'0	71'8	71'8	71'8	72'0	73'25
73'0	72'7	72'3	72'1	71'9	71'8	71'7	71'6	71'4	71'4	71'4	71'5	72'91
72'0	71'8	71'6	71'5	71'4	71'1	70'7	70'6	70'4	70'3	70'5	70'8	71'91
—	—	—	—	—	—	—	—	—	—	—	—	—
71'6	71'4	71'3	71'0	70'8	70'7	70'6	70'5	70'3	70'2	70'1	70'3	71'55
71'3	71'2	71'0	70'9	70'8	70'7	70'5	70'3	70'1	70'2	70'1	70'2	71'40
72'2	72'0	71'7 ^a	71'6	71'3	71'2	71'0	70'8	70'6	70'4	70'5	70'6	72'09
72'2	72'0	71'9	71'8	71'6	71'4	71'2	71'1	70'9	70'9	70'8	71'1	72'12
71'9	71'7	71'5	71'4	71'3	71'2	71'1	71'0	70'9	70'7	70'7	70'8	71'97
72'4	72'2	72'2	72'0	71'9	71'8	71'8	71'6	71'5	71'4	71'3	71'3	72'12
—	—	—	—	—	—	—	—	—	—	—	—	—
73'5	73'5	72'9	72'7	72'5	72'4	72'2	72'2	72'0	71'9	72'1	72'1	72'43
72'9	72'7	72'6	72'4	72'2	72'1	71'7	71'7	71'6	71'5	71'7	71'8	72'72
72'6	72'4	72'3	72'1	72'0	71'8	71'7	71'7	71'5	71'4	71'3	71'7	72'43
73'6	73'5	73'4	73'2	73'1	73'1	73'1	73'1	72'6	72'2	72'4	72'4	73'37
72'8	72'6	72'4	72'2	72'1	71'9	71'9	71'7	71'5	71'5	71'4	71'6	72'85
71'8	71'5	71'2	70'9	70'7	70'5	70'4	70'3	70'2	70'0	70'2	70'4	71'65
—	—	—	—	—	—	—	—	—	—	—	—	—
70'4	70'4	70'4	70'3	70'2	70'0	69'7	69'7	69'5	69'5	69'7	69'9	71'12
70'3	70'2	70'1	70'0	70'0	69'9	69'9	69'8	69'8	69'6	69'4	69'5	70'17
70'9	70'7	70'5	70'4	70'3	70'2	70'0	69'8	69'7	69'5	69'5	69'7	70'76
71'0	70'8	70'3	70'0	69'9	69'7	69'6	69'5	69'4	69'4	69'6	69'9	70'84
70'9	70'8	70'5	70'5	70'5	70'3	70'1	69'9	69'7	69'6	69'6 ^a	69'7	70'98
71'6	71'3	71'2	71'0	70'8	70'5	70'4	70'3	70'1	70'1	70'0	70'2	71'37
—	—	—	—	—	—	—	—	—	—	—	—	—
72'6	71'9	71'8	71'5	71'4	71'2	71'1	70'9	70'8	70'5	70'5	70'8	71'90
70'7	70'5	70'2	70'0	69'8	69'7	69'7	69'7	69'7	69'7	69'7	69'8	70'81
71'2	70'9	70'7	70'6	70'3	70'2	70'0	69'9	69'8	69'8	69'9	70'1	71'00
—	—	—	—	—	—	—	—	—	—	—	—	—
72'14	71'93	71'76	71'53	71'38	71'22	71'07	70'94	70'78	70'68	70'76	70'90	72'01

VERTICAL FORCE.												
One Scale Division = '00056 parts of the V. F. Change in the Magnetic moment of the Bar for 1° Fah' = '00002.												
Mean Göttingen Time. } APRIL.	0h.	1h.	2h.	3h.	4h.	5h.	6h.	7h.	8h.	9h.	10h.	11h.
	Sc. Div.	Sc. Div.	Sc. Div.	Sc. Div.	Sc. Div.	Sc. Div.	Sc. Div.	Sc. Div.	Sc. Div.	Sc. Div.	Sc. Div.	Sc. Div.
1 ^a	—	—	—	—	—	—	—	—	—	—	—	—
2	—	—	—	—	—	—	—	—	—	—	—	—
3	—	—	—	—	—	—	—	—	—	—	—	—
4	—	—	—	—	—	—	—	—	—	—	—	—
5	—	—	—	—	—	—	—	—	—	—	—	—
6	—	—	—	—	—	—	—	—	—	—	—	—
7	—	—	—	—	—	—	—	—	—	—	—	—
8	51·9	53·1	54·4	55·0	55·7	55·7	54·1	53·9	53·1	52·6	52·5	52·4
9	51·1	51·0	51·0	50·3	50·3	50·2	50·2	50·2	50·5	50·5	50·5	50·4
10 ^b	—	—	—	—	—	—	—	—	—	—	—	—
11	45·3	46·1	47·3	48·4	49·1	49·3	49·1	48·3	47·1	47·1	46·6	46·4
12	—	—	—	—	—	—	—	—	—	—	—	—
13	39·6	41·2	41·9	42·5	43·1	43·1	43·1	43·1	43·1	43·1	43·1	43·1
14	44·4	45·1	45·3	45·9	46·2	45·8	46·0	45·8	45·0	44·9	44·9	44·9
15	45·5	45·5	46·3	47·0	47·1	47·3	46·9	46·7	46·6	46·0	45·3	45·1
16	47·3	47·8	48·8	49·8	51·0	50·3	50·4	49·6	49·2	48·6	48·4	48·2
17	49·1	50·2	49·8	49·1	49·1	48·0	45·9	44·9	44·9	44·7	45·1	45·1
18	44·9	45·4	45·8	45·8	45·2	44·9	45·0	44·5	44·7	44·7	44·4	43·9
19	—	—	—	—	—	—	—	—	—	—	—	—
20	44·9	44·7	44·9	45·6	45·1	44·9	45·0	45·1	45·1	45·1	45·0	45·0
21	45·1	45·5	45·6	45·7	45·6	45·5	45·2	45·2	44·5	44·8	42·3	42·4
22	44·2	44·5	45·4	45·5	45·0	44·5	43·7	38·1 ^c	43·7	43·4	43·3	43·5
23	44·3	44·5	44·5	44·9	44·5	44·5	44·2	43·8	43·3	43·3	43·2	43·4
24	39·0	40·0	40·3	41·2	41·2	41·2	41·2	41·2	40·7	40·4	40·4	40·4
25	39·8	40·1	40·4	41·0	41·2	41·3	41·8	41·1	40·7	40·7	40·7	40·5
26	—	—	—	—	—	—	—	—	—	—	—	—
27	39·2	40·4	41·6	42·5	42·5	42·6	42·6	42·1	41·9	41·4	41·2	40·7
28	41·1	41·9 ^d	41·9	41·4	41·4	41·3	41·3	41·3	41·3	40·8	40·5	40·4
29	41·4	42·1	43·1	43·9	43·9	44·0	41·9	42·1	41·4	40·8	40·5	40·1
30	38·1	38·4	39·6	39·4	39·4	39·4	39·4	39·1	38·9	38·3	38·0	37·8
Hourly Means	44·01	44·61	45·15	45·53	45·61	45·46	45·11	44·89	44·51	44·27	43·99	43·88

TEMPERATURE OF THE VERTICAL FORCE MAGNET.												
APRIL.	°	°	°	°	°	°	°	°	°	°	°	°
1	—	—	—	—	—	—	—	—	—	—	—	—
2	—	—	—	—	—	—	—	—	—	—	—	—
3	—	—	—	—	—	—	—	—	—	—	—	—
4	—	—	—	—	—	—	—	—	—	—	—	—
5	—	—	—	—	—	—	—	—	—	—	—	—
6	—	—	—	—	—	—	—	—	—	—	—	—
7	—	—	—	—	—	—	—	—	—	—	—	—
8	72·3	73·2	73·8	74·5	75·0	75·3	75·2	75·1	74·6	74·2	73·8	73·5
9	71·9	72·3	72·6	72·8	73·0	73·2	73·4	73·3	73·1	72·6	72·3	72·0
10 ^b	—	—	—	—	—	—	—	—	—	—	—	—
11	70·1	70·5	71·1	71·6	72·1	72·3	72·2	72·1	71·8	71·5	71·3	71·1
12	—	—	—	—	—	—	—	—	—	—	—	—
13	69·8	69·9	70·3	70·5	70·8	71·1	71·1	71·2	71·1	70·9	70·7	70·4
14	69·6	69·5	69·7	69·8	70·0	70·1	70·2	70·1	70·0	69·9	69·8	69·7
15	69·3	69·5	69·8	70·3	70·7	71·1	71·0	71·0	71·0	70·8	70·7	70·4
16	70·3	71·2	71·8	72·7	73·2	73·5	73·7	73·6	73·3	72·7	72·3	71·9
17	70·3	70·7	70·7	70·8	70·9	70·8	70·8	70·7	70·5	70·3	70·3	70·2
18	70·0	70·3	70·6	71·0	71·3	71·3	71·2	71·2	70·8	70·7	70·4	70·3
19	—	—	—	—	—	—	—	—	—	—	—	—
20	68·7	69·3	69·7	69·8	70·0	70·3	70·4	70·6	70·3	70·1	69·9	69·6
21	69·2	69·4	69·7	69·9	70·0	70·2	70·3	70·2	70·0	69·9	69·7	69·5
22	68·9	69·2	69·3	69·5	69·6	69·8	69·8	69·7 ^c	69·7	69·4	69·3	70·0
23	69·0	69·3	69·7	70·0	70·2	70·3	70·2	70·3	70·5	70·5	70·4	69·9
24	68·3	68·4	68·7	69·0	69·4	69·4	69·3	69·5	69·2	69·0	68·9	68·7
25	68·7	69·1	69·5	69·9	70·3	70·3	70·3	70·1	69·9	69·5	69·4	69·1
26	—	—	—	—	—	—	—	—	—	—	—	—
27	68·6	69·3	70·0	70·3	70·7	70·8	70·7	70·7	70·3	70·0	69·7	69·5
28	68·7	69·2 ^d	69·6	69·8	70·2	70·3	70·3	70·4	70·3	70·1	69·7	69·6
29	68·9	69·4	70·1	70·6	71·0	71·4	71·4	71·4	71·3	70·9	70·6	70·4
30	69·3	69·4	70·0	70·3	70·6	70·9	70·8	71·0	70·6	70·4	70·1	69·8
Hourly Means	69·57	69·95	70·35	70·69	71·00	71·18	71·17	71·25	70·96	70·71	70·49	70·30

^a The instrument readjusted to render it more sensitive.

^b Good Friday.

VERTICAL FORCE.												
One Scale Division = '00053 parts of the V. F. Change in the Magnetic moment of the Bar for 1° Fah°. = '00002.												
Mean G88tin- gen Time. }	0h.	1h.	2h.	3h.	4h.	5h.	6h.	7h.	8h.	9h.	10h.	11h.
	Sc. Div.	Sc. Div.	Sc. Div.	Sc. Div.	Sc. Div.	Sc. Div.	Sc. Div.	Sc. Div.	Sc. Div.	Sc. Div.	Sc. Div.	Sc. Div.
MAY. 1	—	—	—	—	—	—	—	—	—	—	—	—
2	50·3	51·0	51·1	51·4	51·7	51·7	51·6	51·7	51·5	51·1	50·5	50·5
3	—	—	—	—	—	—	—	—	—	—	—	—
4	50·3	50·7	51·0	51·8	52·3	52·0	52·0	52·4	51·6	51·3	—	52·0
5	46·9	47·1	47·1	47·1	47·1	46·5	45·9	45·9	46·5	46·5	46·1	45·6
6	44·8	45·3	45·3	45·3	45·4	45·0	46·1	46·5	45·9	45·9	45·5	45·1
7	44·4	45·4	45·5	45·6	44·8	44·5	44·3	44·6	45·1	45·1	45·0	45·0
8	44·1	45·0	45·0	44·9	44·9	44·5	43·8	43·8	43·5	43·0	43·0	42·9
9	43·1	42·9	39·2	47·4	47·8	48·2	46·2	43·4	46·8	46·2	45·6	45·1
10	—	—	—	—	—	—	—	—	—	—	—	—
11	41·6	41·0	41·1	41·3	41·3	42·2	42·1	42·2	42·2	41·7	41·2	41·0
12	42·1	42·6	43·1	40·7	40·8	40·9	39·3	39·6	39·2	39·2	39·0	38·5
13	40·2	41·1	41·3	42·3	42·5	41·9	41·2	41·3	40·8	40·4	40·4	40·4
14	40·0	40·0	40·6	41·3	40·9	41·1	41·1	40·4	40·7	40·7	40·0	40·0
15	40·0	40·1	40·5	40·5	40·5	39·5	39·5	39·8	40·1	40·1	40·2	39·8
16	37·9	37·7	37·8	39·5	39·4	38·4	37·9	37·8	37·6	37·1	37·0	36·9
17	—	—	—	—	—	—	—	—	—	—	—	—
18	42·0	42·6	44·0	43·3	42·6	42·6	42·5	42·7	42·7	42·1	42·1	41·6
19	46·0	48·6	50·0	49·9	49·8	49·2	48·9	47·3	47·7	47·3	46·6	46·0
20	45·5	46·4	47·9	48·4	48·4	48·6	48·4	48·3	45·4	44·7	44·0	43·4
21	41·6	41·9	41·0	41·0	40·8	40·4	40·5	40·1	40·1	39·6	39·3	39·4
22	41·6	42·4	42·7	43·5	43·6	43·6	42·7	41·7	41·1	40·7	40·6	40·3
23	39·9	40·3	41·1	40·4	39·7	39·3	39·3	39·3	38·8	38·8	38·2	37·7
24	—	—	—	—	—	—	—	—	—	—	—	—
25	36·4	36·5	37·6	37·6	37·7	37·3	37·0	36·0	35·6	35·1	35·1	38·4
26	38·1	39·1	39·1	39·0	39·0	39·2	39·5	39·2	39·0	38·7	38·2	38·2
27	38·8	39·2	39·5	39·4	40·0	40·0	39·5	39·4	38·9	38·6	38·2	37·9
28	36·1	36·6	36·5	37·0	37·8	37·9	38·6	36·6	34·7	37·7	37·3	37·1
29	35·5	35·9	36·5	37·2	37·2	37·2	37·2	37·4	37·2	36·9	36·9	36·6
30	35·4	36·0	37·0	38·2	38·5	38·5	38·7	39·2	38·9	38·5	38·2	38·7
31	—	—	—	—	—	—	—	—	—	—	—	—
Hourly Means	41·70	42·22	42·46	42·96	42·98	42·81	42·55	42·26	42·06	41·88	41·17	41·52

TEMPERATURE OF THE VERTICAL FORCE MAGNET.												
	°	°	°	°	°	°	°	°	°	°	°	°
MAY. 1	—	—	—	—	—	—	—	—	—	—	—	—
2	68·9	69·3	69·4	70·0	70·5	70·8	70·8	71·0	70·7	70·5	70·0	69·8
3	—	—	—	—	—	—	—	—	—	—	—	—
4	69·6	70·1	70·6	71·1	71·4	71·7	71·9	72·0	71·7	71·7	—	71·7
5	70·0	70·3	70·7	70·8	70·9	70·9	70·9	71·0	70·8	70·5	70·3	70·1
6	69·7	69·9	70·4	70·7	70·9	71·0	71·2	71·1	70·9	70·6	70·2	70·0
7	69·2	69·6	70·0	70·3	70·3	70·3	70·2	70·2	70·2	69·9	69·7	69·6
8	69·1	69·3	69·6	69·7	69·7	69·6	69·4	69·2	69·0	68·8	68·7	68·6
9	68·4	68·7	69·0	69·3	69·7	69·8	70·0	70·0	69·9	69·3	69·0	68·8
10	—	—	—	—	—	—	—	—	—	—	—	—
11	66·7	67·0	67·4	67·7	67·9	68·0	68·1	68·1	68·0	67·4	67·7	67·5
12	66·8	66·9	67·1	67·3	67·4	67·4	67·4	67·4	67·3	67·3	67·2	67·2
13	66·7	67·2	67·4	67·7	67·8	67·8	67·7	67·7	67·7	67·5	67·3	67·1
14	66·5	66·8	67·1	67·3	67·3	67·3	67·3	67·3	67·4	67·3	67·1	67·0
15	66·9	67·3	67·7	68·0	68·1	68·1	68·0	67·8	67·6	67·4	67·2	67·2
16	66·1	66·3	66·4	66·8	66·7	66·7	66·8	66·7	66·7	66·4	66·2	66·1
17	—	—	—	—	—	—	—	—	—	—	—	—
18	66·0	66·4	67·1	67·5	67·7	67·9	68·2	68·2	67·9	67·7	67·5	67·2
19	67·7	68·4	69·5	70·1	70·8	71·1	71·1	70·9	70·7	70·4	69·8	69·4
20	67·9	68·7	69·7	70·4	70·8	71·3	71·3	71·2	71·0	70·5	70·1	69·9
21	68·1	68·1	68·1	68·0	68·0	67·9	67·9	67·8	67·7	67·5	67·3	67·2
22	67·2	67·5	67·9	68·4	68·7	68·9	68·9	68·7	68·6	68·2	68·0	67·8
23	66·4	67·0	67·4	67·7	67·8	67·8	67·8	67·7	67·4	67·1	66·9	66·8
24	—	—	—	—	—	—	—	—	—	—	—	—
25	64·9	65·2	65·6	65·8	66·0	65·9	65·9	65·8	65·8	65·7	65·4	65·4
26	64·4	64·6	64·9	65·0	65·2	65·3	65·3	65·3	65·2	65·1	65·0	64·8
27	64·0	64·6	64·9	65·3	65·8	66·1	66·1	66·1	65·7	65·4	65·2	65·1
28	64·6	65·2	65·8	66·1	66·5	66·7	66·8	66·7	66·5	66·4	66·1	65·9
29	64·9	65·2	65·5	65·9	66·3	66·3	66·3	66·3	66·3	66·2	65·9	66·2
30	65·9	66·5	66·9	67·2	67·6	67·6	67·7	68·0	68·0	67·8	67·6	67·1
31	—	—	—	—	—	—	—	—	—	—	—	—
Hourly Means	67·06	67·44	67·84	68·16	68·39	68·49	68·52	68·49	68·35	68·10	67·72	67·74

VERTICAL FORCE.

One Scale Division = '00053 parts of the V. F. Change in the Magnetic moment of the Bar for 1° Faht. = '00002.

12h.	13h.	14h.	15h.	16h.	17h.	18h.	19h.	20h.	21h.	22h.	23h.	Daily and Monthly Means.
Sc. Div.	Sc. Div.	Sc. Div.	Sc. Div.	Sc. Div.	Sc. Div.	Sc. Div.	Sc. Div.	Sc. Div.	Sc. Div.	Sc. Div.	Sc. Div.	Sc. Div.
—	—	—	—	—	—	—	—	—	—	—	—	—
50·7	50·6	—	50·3	50·3	50·1	50·1	49·6	49·5	50·0	50·1	50·5	50·69
51·4	51·6	51·5	51·4	51·1	50·6	50·2	49·0	48·8	48·8	48·6	49·6	50·87
45·7	45·7	45·9	45·9	45·6	45·6	45·3	45·2	45·1	44·7	44·4	44·4	45·91
45·1	45·4	45·4	45·4	45·1	45·1	45·1	44·8	44·4	44·4	44·2	44·0	45·19
45·1	45·1	45·5	45·3	45·3	44·9	44·7	44·3	44·3	44·3	44·1	43·8	44·81
42·9	43·0	43·1	43·1	43·0	42·8	42·8	42·6	42·6	42·6	42·6	43·1	43·44
—	—	—	—	—	—	—	—	—	—	—	—	—
42·6	42·6	42·6	42·6	42·6	42·4	42·1	41·8	41·6	41·6	41·6	41·6	43·65
41·0	41·0	41·1	41·0	41·4	41·1	42·0	42·0	42·0	42·0	42·0	42·0	41·56
39·0	39·4	39·9	40·4	40·1	40·1	40·1	37·8	37·8	37·5	37·3	37·0	39·64
40·4	40·4	40·1	40·3	40·5	40·3	40·3	40·3	40·3	40·3	40·3	40·3	40·73
40·0	40·0	40·1	40·1	40·1	40·1	40·1	40·1	40·0	40·0	38·8	39·2	40·22
40·2	40·0	39·6	39·6	39·4	39·4	39·4	39·4	39·4	39·3	39·1	39·4	39·78
—	—	—	—	—	—	—	—	—	—	—	—	—
36·9	36·9	36·1	40·9	41·3	41·3	41·3	41·2	41·2	40·3	40·3	40·7	38·89
41·6	41·1	40·9	40·9	40·4	40·0	39·4	39·4	—	42·8	43·2	44·3	41·95
45·5	45·2	44·9	43·9	43·4	43·0	42·9	42·3	41·8	41·8	42·9	44·2	45·80
43·4	43·4	43·2	43·2	42·7	42·7	42·6	42·6	42·3	41·7	41·7	41·8	44·61
39·4	39·5	39·5	39·8	39·4	39·5	39·1	39·8	39·1	39·1	39·1	39·9	39·95
40·0	40·0	39·8	39·5	39·2	38·9	38·9	38·5	38·5	34·8	43·4	42·0	40·75
—	—	—	—	—	—	—	—	—	—	—	—	—
35·5	35·7	35·6	35·6	35·9	35·9	35·7	35·8	35·6	35·8	35·9	36·3	37·59
38·5	38·8	38·8	38·5	38·1	38·1	38·0	38·0	38·0	37·9	37·9	37·9	37·45
38·2	37·8	37·8	37·8	37·8	37·8	37·3	37·2	36·7	36·5	36·5	37·2	38·13
37·9	36·8	36·4	36·4	36·4	36·4	36·3	36·3	36·3	36·3	36·6	36·4	37·83
36·7	36·5	36·4	36·4	36·4	36·4	36·6	36·5	36·5	35·8	35·8	35·5	36·64
36·6	36·5	36·6	36·7	36·8	36·8	36·8	36·9	36·6	36·7	36·3	35·6	36·69
—	—	—	—	—	—	—	—	—	—	—	—	—
37·2	37·4	37·4	36·7	36·6	36·6	36·6	36·3	36·1	35·8	36·3	36·8	37·32
41·26	41·22	40·76	41·27	41·16	41·02	40·94	40·69	40·60	40·42	40·78	40·97	41·60

TEMPERATURE OF THE VERTICAL FORCE MAGNET.

°	°	°	°	°	°	°	°	°	°	°	°	°
—	—	—	—	—	—	—	—	—	—	—	—	—
69·8	69·7	—	69·5	69·5	69·4	69·3	69·2	69·0	69·0	68·9	69·1	69·74
71·7	71·7	71·3	71·2	71·2	70·3	70·0	69·8	69·7	69·5	69·5	69·5	70·82
69·9	69·8	69·6	69·5	69·3	69·1	69·0	69·0	68·8	68·7	69·0	69·4	69·93
69·9	69·7	69·5	69·2	69·0	68·9	68·9	68·8	68·7	68·6	68·6	68·7	69·80
69·4	69·3	69·3	69·2	69·2	69·1	69·0	68·9	68·8	68·8	68·7	68·9	69·50
68·5	68·3	68·2	68·2	68·1	68·0	67·9	67·8	67·7	67·7	67·8	68·1	68·62
—	—	—	—	—	—	—	—	—	—	—	—	—
67·1	67·0	66·9	66·9	66·7	66·6	66·5	66·3	66·2	66·2	66·4	66·5	67·97
67·3	67·0	67·0	67·0	66·9	66·8	66·8	66·6	66·4	66·4	66·3	66·5	67·18
67·2	67·2	67·1	67·1	67·1	67·1	67·1	67·0	66·9	66·8	66·7	66·7	67·11
67·0	67·0	66·7	66·7	66·7	66·6	66·5	66·4	66·3	66·2	66·2	66·3	67·01
66·9	66·8	66·7	66·6	66·4	66·2	66·2	66·2	66·1	66·0	66·1	66·5	66·77
67·2	67·0	66·9	66·7	66·7	66·5	66·4	66·3	66·2	66·3	66·0	66·0	67·06
—	—	—	—	—	—	—	—	—	—	—	—	—
65·9	65·9	65·9	65·9	65·9	65·9	65·8	65·6	65·5	65·5	65·4	65·5	66·11
67·1	67·0	66·7	66·6	66·4	66·3	66·2	66·0	65·9	65·7	65·9	66·5	66·90
68·9	68·5	68·3	67·8	67·5	67·1	66·7	66·5	66·2	66·0	66·4	67·0	68·62
69·6	69·4	69·3	69·0	68·9	68·6	68·5	68·4	68·2	68·0	67·9	67·9	69·44
67·2	67·2	67·0	67·0	66·9	66·9	66·8	66·6	66·5	66·5	66·6	66·7	67·30
67·5	67·3	67·1	66·9	66·8	66·5	66·4	66·2	66·0	65·9	66·0	66·0	67·39
—	—	—	—	—	—	—	—	—	—	—	—	—
65·3	65·2	65·2	65·2	65·2	65·1	65·1	65·0	64·9	64·9	64·9	64·9	66·20
65·4	65·3	65·1	65·0	64·8	64·5	64·4	64·3	64·2	64·1	64·0	64·0	65·10
64·7	64·5	64·4	64·3	64·2	64·1	64·0	63·9	63·8	63·8	63·5	63·7	64·54
64·9	64·8	64·6	64·4	64·2	64·2	64·1	64·1	64·1	63·9	64·0	64·2	64·82
65·7	65·5	65·5	65·3	65·2	65·2	65·0	64·8	64·8	64·7	64·8	64·8	65·61
66·3	66·4	66·6	66·4	66·3	66·2	66·0	66·0	65·8	65·5	65·5	65·6	65·99
—	—	—	—	—	—	—	—	—	—	—	—	—
65·1	65·0	64·9	64·8	64·7	64·5	64·5	64·3	64·1	64·0	64·0	64·5	65·93
67·42	67·30	67·07	67·06	66·95	66·79	66·68	66·56	66·43	66·34	66·36	66·54	67·42

VERTICAL FORCE.													
One Scale Division = '00051 parts of the V. F. Change in the Magnetic moment of Bar for the 1° Fah°. = '00002.													
Mean Göttingen Time.	0h.	1h.	2h.	3h.	4h.	5h.	6h.	7h.	8h.	9h.	10h.	11h.	
JUNE.	Sc. Div.	Sc. Div.	Sc. Div.	Sc. Div.	Sc. Div.	Sc. Div.	Sc. Div.	Sc. Div.	Sc. Div.	Sc. Div.	Sc. Div.	Sc. Div.	
	—	—	—	—	—	—	—	—	—	—	—	—	
	—	—	—	—	—	—	—	—	—	—	—	—	
	—	—	—	—	—	—	—	—	—	—	—	—	
	4	53·7	54·2	54·7	55·5	55·6	55·3	55·0	54·2	54·7	54·7	54·5	54·5
	5	54·1	55·0	55·8	57·4	58·9	58·5	58·1	57·7	56·9	56·7	56·2	55·7
	6	50·7	50·9	51·0	51·9	52·4	52·4	52·4	52·5	51·6	51·1	50·5	49·6
	7	—	—	—	—	—	—	—	—	—	—	—	—
	8	47·8	48·2	49·2	49·3	48·8	48·4	48·8	48·9	48·7	48·1	47·9	47·5
	9	48·7	48·6	50·8	50·9	50·3	49·8	49·7	49·2	49·1	49·1	48·7	48·4
	10	50·2	51·0	52·3	53·1	53·4	53·4	53·7	53·9	53·7	52·8	51·9	51·4
	11	47·4	49·1	50·6	51·8	51·9	51·9	52·1	52·1	51·5	50·8	49·9	49·0
	12	48·2	49·0	49·3	49·6	50·2	49·9	50·3	49·9	49·7	49·1	48·6	48·1
	13	46·7	46·3	46·3	46·3	46·5	47·4	48·4	47·9	47·9	47·6	47·4	47·4
	14	—	—	—	—	—	—	—	—	—	—	—	—
	15	46·6	47·9	48·7	49·5	49·5	49·1	49·1	49·1	49·1	49·1	48·6	48·2
	16	51·4	52·5	53·4	54·4	54·8	54·5	54·5	54·2	53·5	53·5	53·4	52·9
	17	53·1	54·2	55·2	55·2	54·2	53·1	53·1	52·9	52·2	51·5	51·2	51·2
	18	51·5	51·9	52·4	51·9	52·1	52·6	53·0	52·5	52·0	51·4	51·1	50·6
	19	49·0	50·1	49·8	49·8	49·3	49·3	49·0	48·6	48·5	48·9	48·5	48·0
	20	46·3	46·2	47·2	47·4	48·6	49·2	49·2	46·8	43·0 ^a	51·3	51·0	50·6
	21	—	—	—	—	—	—	—	—	—	—	—	—
	22	49·5	50·9	50·8	50·2	50·1	50·1	50·3	50·2	50·2	49·9	49·2	48·9
	23	49·9	50·6	50·6	50·2	50·5	50·2	49·9	49·8	49·6	49·0	48·4	48·6
	24	46·7	47·8	48·0	48·5	48·5	48·5	48·9	48·8	48·4	47·6	47·8	47·3
	25	47·2	47·5	47·3	47·1	47·5	47·6	47·5	47·2	47·3	47·9	47·6	47·9
	26	50·0	50·3	49·7	50·3	50·7	50·7	48·9 ^a	52·1	51·9	51·5	51·3	50·9
	27	51·2	51·5	52·3	52·9	52·9	52·9	52·8	52·4	51·6	51·2	50·8	50·5
	28	—	—	—	—	—	—	—	—	—	—	—	—
	29	51·5	53·2	53·6	53·5	53·5	53·2	52·3	52·1	52·0	51·7	51·0	50·8
30	50·2	50·1	50·1	50·2	50·6	50·4	50·2	49·7	49·9	49·9	49·7	49·6	
Hourly Means	49·63	50·30	50·83	51·17	51·34	51·23	51·29	50·99	50·91	50·63	50·23	49·90	
TEMPERATURE OF THE VERTICAL FORCE MAGNET.													
JUNE.	°	°	°	°	°	°	°	°	°	°	°	°	
	—	—	—	—	—	—	—	—	—	—	—	—	
	—	—	—	—	—	—	—	—	—	—	—	—	
	—	—	—	—	—	—	—	—	—	—	—	—	
	4	65·2	65·5	65·7	66·3	66·7	67·0	67·0	67·2	67·0	66·7	66·5	66·4
	5	65·4	66·1	66·7	67·7	68·3	68·7	68·7	68·5	68·3	67·9	67·5	67·2
	6	65·8	66·1	66·7	67·5	68·1	68·3	68·4	68·4	68·2	67·8	67·4	66·9
	7	—	—	—	—	—	—	—	—	—	—	—	—
	8	65·1	65·4	66·1	66·3	66·9	67·3	67·2	67·4	67·2	66·9	66·4	66·0
	9	65·5	66·2	66·8	67·2	67·6	67·7	67·7	67·4	67·3	67·0	66·7	66·4
	10	65·3	65·9	66·7	67·6	68·1	68·2	68·3	68·3	68·3	68·0	67·5	67·1
	11	65·2	66·0	67·2	68·0	68·8	69·2	69·2	69·1	68·7	68·3	67·7	67·3
	12	65·8	66·3	66·9	67·4	67·7	67·9	67·8	67·8	67·7	67·3	67·0	66·8
	13	65·3	65·8	66·2	66·6	67·0	67·3	67·3	67·3	67·2	67·1	66·8	66·6
	14	—	—	—	—	—	—	—	—	—	—	—	—
	15	66·3	67·1	67·8	68·4	68·7	68·8	68·8	68·8	68·6	68·3	67·8	67·7
	16	67·1	67·7	68·7	69·5	70·1	70·2	70·2	70·1	69·7	69·2	68·7	68·2
	17	66·9	67·4	68·4	68·5	68·7	68·9	68·9	68·9	68·5	68·2	68·0	67·5
	18	66·5	67·0	67·5	68·0	68·4	68·7	68·9	69·0	68·6	68·1	67·6	67·2
	19	65·3	65·5	65·7	65·9	66·0	66·0	66·0	65·9	65·8	65·6	65·3	65·0
	20	64·0	64·3	64·7	65·3	65·7	66·0	66·3	66·3	66·3 ^a	66·0	65·5	65·3
	21	—	—	—	—	—	—	—	—	—	—	—	—
	22	64·0	64·3	64·4	64·7	65·2	65·5	65·5	65·7	65·4	65·2	65·0	64·9
	23	64·9	65·3	65·5	65·6	65·6	65·7	65·8	65·8	65·6	65·4	65·2	65·0
	24	64·3	64·9	65·1	65·4	65·9	66·1	66·2	66·2	66·1	65·8	65·6	65·7
	25	64·7	64·8	64·8	65·2	65·3	65·4	65·3	65·6	65·8	65·8	65·7	65·1
	26	63·5	63·8	63·9	64·4	64·6	64·6	64·8 ^a	64·8	64·6	64·4	64·2	64·0
	27	63·2	63·5	64·1	64·6	65·0	65·2	65·2	65·2	64·9	64·7	64·3	64·2
	28	—	—	—	—	—	—	—	—	—	—	—	—
	29	63·8	64·2	64·9	65·2	65·4	65·6	65·6	65·7	65·5	65·2	64·9	64·7
30	63·5	63·8	64·0	64·3	64·6	64·6	64·6	64·3	64·3	64·1	63·9	63·8	
Hourly Means	65·07	65·52	66·02	66·50	66·89	67·08	67·22	67·12	66·97	66·65	66·31	66·04	

^a Not included in the means.

^b Five minutes late.

VERTICAL FORCE.

One Scale Division = '00051 parts of the V. F. Change in the Magnetic moment of the Bar for 1° Fah. = '00002.

12h.	13h.	14h.	15h.	16h.	17h.	18h.	19h.	20h.	21h.	22h.	23h.	Daily and Monthly Means.
—	—	—	—	—	—	—	—	—	—	—	—	—
—	—	—	—	—	—	—	—	—	—	—	—	—
—	—	—	—	—	—	—	—	—	—	—	—	—
54'5	54'5	54'3	53'9	53'4	53'2	53'2	53'0	52'4	52'4	53'3	54'0	54'11
54'9	54'6	54'0	53'6	53'3	53'3	52'6	52'3	51'8	51'1	47'1	47'4	54'46
—	—	—	—	—	—	—	—	—	—	—	—	—
47'8	47'8	47'7	47'8	47'0	47'0	46'6	45'9	45'8	45'8	47'0	47'3	49'19
47'1	46'8	46'6	46'8	46'9	46'8	46'3	46'2	46'2	44'4 ^a	46'7	48'0	47'65
47'9	47'7	46'6	46'5	46'5	46'4	45'9	45'5	45'0	45'0	45'4	46'0	47'82
50'8	50'5	49'7	48'8	48'3	47'9	47'4	46'1	45'6	45'0	45'6	46'4	50'12
48'7	48'2	47'8	47'8	47'8	47'7	47'6	48'0	47'8	46'5	46'9	47'6	49'19
47'6	47'0	47'0	47'0	47'0	47'0	46'9	46'7	46'7	46'8	46'3	46'6	48'10
—	—	—	—	—	—	—	—	—	—	—	—	—
47'6	47'2	47'2	47'1	47'1	46'4	46'4	46'4	46'1	46'1	46'1	46'2	46'92
47'8	48'1	47'5	47'1	45'1 ^a	50'0	50'5	50'4	50'8	48'9	49'2	50'5	48'93
52'8	52'7	52'2	52'0	51'6	51'0	50'6	50'3	50'8	50'6	51'1	52'3	52'54
51'2	51'0	50'7	50'5	50'3	50'1	49'7	49'3	49'4	49'3	49'5	50'6	51'61
50'1	50'0	49'6	49'4	48'7	48'7	47'9	47'9	47'6	47'5	48'5	49'6	50'35
47'7	47'3	46'7	46'2	46'2	46'0	46'0	45'6	45'3	45'6	45'9	46'2	47'65
—	—	—	—	—	—	—	—	—	—	—	—	—
49'4	49'4	49'8	49'3	49'2	49'0	48'8	48'4	48'1	47'9	48'1	48'1	48'67
49'1	49'1	49'1	49'1	49'1	49'1	49'0	48'3	48'3	48'3	48'1	48'7	49'40
48'4	48'4	48'2	47'8	47'6	47'6	47'6	47'4	47'4	46'8	46'8	46'2	48'65
47'3	47'4	47'3	47'3	47'4	47'4	47'3	47'3	46'9	46'9	46'5	46'5	47'60
47'5	47'2	47'2	46'2	45'7	45'7	45'4	42'6	43'9	—	51'2 ^a	49'0	46'82
50'9	50'7	50'7	50'6	50'5	50'5	50'5	50'0	50'0	49'6	50'7	51'0	50'66
—	—	—	—	—	—	—	—	—	—	—	—	—
50'4	50'3	50'2	50'2	49'8	49'6	49'7 ^b	49'7	49'9	49'9	50'1	50'4	50'97
50'4	50'6	50'0	50'3	49'5	49'5	49'5	49'5	49'1	49'8	50'5	50'6	51'15
49'5	49'4	49'5	49'5	49'1	49'4	48'7	48'7	48'6	48'4	48'3	49'2	49'54
49'54	49'39	49'11	48'90	48'73	48'67	48'44	48'07	47'98	48'01	48'08	48'63	49'66

TEMPERATURE OF THE VERTICAL FORCE MAGNET.

°	°	°	°	°	°	°	°	°	°	°	°	°
—	—	—	—	—	—	—	—	—	—	—	—	—
—	—	—	—	—	—	—	—	—	—	—	—	—
66'2	66'0	65'8	65'6	65'4	65'4	65'2	65'1	64'9	64'8	64'7	65'1	65'89
66'7	66'3	66'0	65'9	65'7	65'5	65'4	65'1	64'8	64'8	64'7	64'8	66'53
—	—	—	—	—	—	—	—	—	—	—	—	—
65'5	65'4	65'2	65'0	64'9	64'7	64'7	64'5	64'4	64'2	64'4	64'6	66'13
65'8	65'5	65'4	65'2	65'1	65'0	64'8	64'7	64'6	64'5 ^a	64'8	65'1	65'83
66'1	65'7	65'3	65'0	64'8	64'6	64'4	64'2	63'8	63'7	63'7	64'3	65'80
66'6	66'1	65'5	65'4	65'1	64'9	64'5	64'3	64'0	64'0	64'1	64'5	66'18
67'0	66'6	66'2	65'9	65'7	65'7	65'5	65'4	65'3	65'1	65'2	65'3	66'82
66'4	66'1	66'0	65'8	65'7	65'6	65'4	65'3	65'2	65'0	64'9	65'1	66'37
—	—	—	—	—	—	—	—	—	—	—	—	—
66'9	66'9	66'9	66'6	66'3	66'2	66'1	66'0	65'7	65'5	65'5	65'8	66'45
67'4	67'2	67'1	67'0	66'9 ^a	66'8	66'5	66'4	66'3	66'3	66'1	66'3	67'41
67'8	67'6	67'3	67'2	67'0	66'8	66'6	66'5	66'4	66'2	66'3	66'4	67'98
67'4	67'3	67'1	66'9	66'8	66'6	66'5	66'4	66'4	66'3	66'2	66'2	67'45
66'8	66'4	66'1	65'8	65'5	65'4	65'2	65'1	65'0	64'8	64'7	64'9	66'72
64'7	64'4	64'1	64'0	63'8	63'8	63'8	63'7	63'7	63'7	63'7	63'8	64'80
—	—	—	—	—	—	—	—	—	—	—	—	—
64'2	64'1	64'0	63'9	63'9	63'8	63'7	63'6	63'4	63'2	63'5	63'7	64'54
64'8	64'5	64'5	64'3	64'3	64'2	64'2	64'2	64'1	64'0	64'0	64'3	64'63
64'9	64'8	64'7	64'6	64'5	64'4	64'2	64'1	64'1	64'0	63'9	64'0	64'90
65'7	65'7	65'7	65'8	65'8	65'5	65'4	65'4	65'3	64'9	64'7	64'5	65'49
64'6	64'5	64'4	64'4	64'2	64'0	63'9	63'8	63'6	—	63'3 ^a	63'3	64'74
63'9	63'7	63'6	63'6	63'3	63'3	63'3	63'2	63'1	63'0	63'0	63'0	63'77
—	—	—	—	—	—	—	—	—	—	—	—	—
64'0	63'9	63'8	63'7	63'6	63'5	63'2 ^b	63'2	63'2	63'2	63'4	63'5	64'01
64'5	64'4	64'2	63'9	63'8	63'6	63'6	63'5	63'3	63'2	63'2	63'2	64'38
63'7	63'6	63'5	63'4	63'3	63'3	63'2	63'0	62'9	62'8	62'8	63'2	63'69
63'72	65'51	65'32	65'17	64'93	64'90	64'75	64'64	64'50	64'41	64'43	64'56	65'67

VERTICAL FORCE.												
One Scale Division = '00055 parts of the V. F. Change in the Magnetic moment of the Bar for 1° Fah. = '00002.												
Mean Göttingen Time. }	0h.	1h.	2h.	3h.	4h.	5h.	6h.	7h.	8h.	9h.	10h.	11h.
	Sc. Div.	Sc. Div.	Sc. Div.	Sc. Div.	Sc. Div.	Sc. Div.	Sc. Div.	Sc. Div.	Sc. Div.	Sc. Div.	Sc. Div.	Sc. Div.
JULY. 1	—	—	47'3	47'7	47'7	47'7	47'5	47'5	47'5	47'2	46'8	46'8
2	48'2	49'4	49'5	49'8	50'1	50'5	50'7	50'8	50'5	50'2	49'9	49'6
3	46'5	46'9	47'2	47'2	47'6	47'9	48'4	48'6	50'5	50'3	49'5	49'1
4	47'2	49'8	51'6	53'0	52'9	52'4	37'1 ^a	53'5	53'6	53'0	52'2	51'3
5	—	—	—	—	—	—	—	—	—	—	—	—
6	46'7	46'3	45'9	46'8	47'1	47'5	48'1	48'6	48'7	48'3	48'0	48'0
7	47'3	48'0	48'1	48'1	48'1	48'9	48'9	49'0	48'0	47'4	46'9	46'5
8	45'4	45'0	45'4	45'5	45'5	45'3	44'9	44'9	44'2	44'2	44'2	43'8
9	41'9	41'3	41'8	41'9	42'7	43'5	43'3	43'6	43'8	43'3	43'5	42'8
10	37'9	41'7	41'9	43'3	—	46'5	46'8	46'9	46'7	46'2	46'1	45'7
11	47'4	49'0	49'3	49'4	48'7	48'5	49'1	49'3	48'9	48'6	48'2	47'9
12	—	—	—	—	—	—	—	—	—	—	—	—
13	45'0	45'5	46'2	46'7	46'8	47'3	47'3	45'7	44'0	43'1	42'4	42'6
14	42'4	42'4	42'0	41'4	41'4	41'4	42'3	42'3	42'2	41'7	41'2	41'2
15	38'1	38'1	38'9	39'8	39'5	39'5	39'9	40'4	40'0	39'6	39'2	39'2
16	37'2	36'7	37'0	36'4	36'6	36'7	36'7	36'6	35'8	36'2	38'0	38'0
17	35'3	35'0	35'4	36'3	36'3	35'8	35'2	34'8	34'7	35'0	35'0	34'3
18	37'8	37'8	37'9	37'8	37'8	38'1	38'5	38'9	38'9	38'9	38'4	38'2
19	—	—	—	—	—	—	—	—	—	—	—	—
20	36'2	37'0	37'2	37'5	37'5	37'5	38'1	38'1	37'9	37'5	37'5	37'5
21	38'9	39'0	39'5	40'2	35'8	37'0	37'0	35'7	35'1	34'6	34'3	33'6
22	32'4	31'5	36'8	37'0	37'0	36'7	36'5	36'0	35'6	35'3	35'1	34'8
23	35'4	36'0	37'0	36'3	37'9	38'8	38'6	39'1	39'3	38'7	37'9	37'1
24	34'6	35'5	36'3	35'9	36'2	36'5	36'5	36'5	36'5	35'8	35'2	34'9
25	34'0	34'0	34'4	34'5	33'6	32'9	32'6	32'8	33'0	33'0	32'8	32'8
26	—	—	—	—	—	—	—	—	—	—	—	—
27	32'0	32'7	33'4	34'5	34'8	34'4	34'4	31'0 ^a	36'6	36'2	35'4	35'4
28	33'8	34'1	35'1	35'7	35'9	36'4	36'7	36'6	36'3	36'2	35'5	35'1
29	34'7	36'7	39'6	38'6	39'1	38'3	38'4	38'2	37'8	37'0	36'9	36'7
30	36'3	36'8	37'2	37'6	38'3	38'6	38'4	38'4	37'5	37'2	36'6	35'7
31	34'8	35'6	36'7	37'3	37'3	36'6	35'8	36'2	35'6	35'3	35'3	35'0
Hourly Means	39'58	40'07	41'06	41'34	41'24	41'53	41'18	41'88	41'45	41'11	40'81	40'50
TEMPERATURE OF THE VERTICAL FORCE MAGNET.												
	°	°	°	°	°	°	°	°	°	°	°	°
JULY. 1	—	—	64'6	64'9	65'4	65'7	65'8	66'0	65'5	65'2	64'9	64'7
2	64'2	64'8	65'4	65'8	66'7	67'1	67'2	67'2	67'2	66'9	66'5	66'2
3	64'5	64'9	65'2	65'8	66'3	66'7	67'1	67'1	66'9	66'4	65'9	65'6
4	64'5	65'4	66'3	67'1	67'9	68'4	68'6 ^a	68'7	68'5	67'9	67'3	66'9
5	—	—	—	—	—	—	—	—	—	—	—	—
6	64'2	64'3	64'8	65'3	65'7	66'1	66'4	66'3	66'0	65'7	65'5	65'3
7	64'0	64'2	64'7	65'0	65'3	65'7	65'8	65'8	65'6	65'3	65'0	64'8
8	63'5	63'5	63'6	63'8	64'0	64'1	64'2	64'2	64'2	64'0	63'9	63'8
9	62'4	62'6	62'9	63'4	63'7	64'0	64'1	64'0	63'9	63'8	63'4	63'2
10	62'6 ^a	62'9	63'4	63'9	—	64'1	64'2	64'1	63'8	63'6	63'3	63'1
11	63'0	63'6	63'9	64'3	64'6	64'6	64'6	64'6	64'4	64'1	63'8	63'7
12	—	—	—	—	—	—	—	—	—	—	—	—
13	62'6	63'2	63'9	64'2	64'4	64'6	64'7	64'6	64'3	63'9	63'6	63'4
14	62'1	62'2	62'4	62'8	63'3	63'7	63'7	63'8	63'6	63'3	62'9	62'7
15	62'0	62'4	63'0	63'4	64'0	64'5	64'5	64'6	64'3	64'0	63'8	63'4
16	62'0	62'0	62'1	62'3	62'6	62'7	62'7	62'6	62'5	62'2	62'0	62'0
17	60'7	61'1	61'5	61'8	62'2	62'3	62'4	62'3	62'1	61'9	61'8	61'6
18	61'0	61'3	61'6	61'7	61'9	61'9	62'0	62'1	61'9	61'7	61'6	61'3
19	—	—	—	—	—	—	—	—	—	—	—	—
20	60'5	60'8	61'2	61'4	61'8	62'0	62'0	61'9	61'7	61'6	61'5	61'3
21	60'7	61'0	61'7	62'2	62'8	63'2	63'2	63'2	63'0	62'7	62'3	62'1
22	61'0	61'4	61'8	62'2	62'5	62'7	62'5	62'3	62'2	62'0	61'9	62'3
23	61'7	62'4	62'8	63'3	63'4	63'7	63'8	64'0	64'3	64'1	63'7	63'2
24	61'5	61'9	62'4	62'8	63'1	63'3	63'3	63'3	63'2	63'0	62'7	62'3
25	61'3	61'5	61'7	61'8	61'8	61'9	61'8	61'9	61'8	61'7	61'6	61'5
26	—	—	—	—	—	—	—	—	—	—	—	—
27	61'8	62'2	62'8	63'3	63'5	63'6	63'6	63'8 ^a	63'5	63'2	63'0	62'6
28	62'3	62'7	63'3	63'7	64'3	64'6	64'7	64'7	64'7	64'4	64'0	63'9
29	63'0	64'0	64'8	65'4	65'1	66'3	66'3	66'3	66'0	65'8	65'3	64'9
30	63'6	63'9	64'3	64'7	64'9	65'2	65'3	65'2	65'1	64'8	64'3	63'9
31	62'3	62'7	62'9	63'3	63'6	63'7	63'7	63'7	63'7	63'7	63'4	63'1
Hourly Means	62'42	62'80	63'30	63'69	64'07	64'31	64'22	64'40	64'22	63'96	63'66	63'44

^a Not included in the means.

VERTICAL FORCE.

One Scale Division = '00055 parts of the V. F. Change in the Magnetic moment of the Bar for 1° Fah. = '00002.

12h.	13h.	14h.	15h.	16h.	17h.	18h.	19h.	20h.	21h.	22h.	23h.	Daily and Monthly Means.
Sc. Div. 46'3	Sc. Div. 46'2	Sc. Div. 46'4	Sc. Div. 46'2	Sc. Div. 45'9	Sc. Div. 45'7	Sc. Div. 45'7	Sc. Div. 45'4	Sc. Div. 45'4	Sc. Div. 45'4	Sc. Div. 46'2	Sc. Div. 47'3	Sc. Div. 46'63
49'2	48'7	48'2	47'9	47'7	47'6	47'1	46'3	46'3	44'7	46'2	45'7	48'53
48'9	48'3	47'4	47'2	47'1	46'5	46'4	46'5	45'7	45'7	46'3	46'9	47'61
—	—	—	—	—	—	—	—	—	—	—	—	49'45
49'5	48'9	48'5	48'3	47'4	47'2	46'5	46'5	45'7	45'8	45'8	46'7	47'19
47'4	47'4	47'1	47'1	47'5	47'0	47'0	46'5	46'0	46'3	46'5	46'8	46'55
46'1	45'8	45'8	45'7	45'3	45'3	45'0	44'9	44'5	44'2	44'7	44'7	43'92
43'9	43'9	43'5	43'5	43'1	42'9	42'9	42'9	42'9	42'5	41'9	41'9	42'62
42'2	42'1	42'1	43'3	43'6	42'8	42'8	42'8	42'2	42'2	42'2	41'8	45'24
45'7	45'2	45'2	45'1	44'9	45'1	45'1	45'1	45'1	45'4	45'2	46'3	47'22
—	—	—	—	—	—	—	—	—	—	—	—	43'07
46'3	46'5	46'2	46'2	45'9	45'9	45'6	45'2	45'1	45'1	46'1	45'0	40'27
41'9	41'7	41'1	41'4	41'1	41'0	40'6	40'3	40'3	40'3	40'5	40'9	38'69
40'7	40'5	40'0	40'0	40'0	38'9	37'0	37'0	37'0	37'5	37'9	38'1	36'02
39'2	38'8	38'7	38'3	37'9	37'9	37'9	37'4	37'9	37'3	37'5	37'5	34'58
38'0	36'0	35'8	35'8	34'9	34'9	34'6	34'5	34'5	34'0	34'4	35'3	37'65
34'3	34'3	34'6	34'0	34'1	34'1	34'1	34'1	33'4	33'5	33'5	32'9	37'26
—	—	—	—	—	—	—	—	—	—	—	—	34'64
37'7	37'9	37'9	37'1	37'2	37'2	37'0	36'5	36'5	36'8	36'8	36'1	35'06
37'2	37'2	37'1	37'1	36'8	36'7	36'7	37'1	36'2	37'2	37'2	38'2	36'32
33'4	33'3	33'1	33'1	33'0	32'5	32'4	32'0	31'7	31'7	32'1	32'4	34'53
34'9	34'9	34'9	35'2	34'8	34'8	34'6	34'5	34'5	34'4	34'4	34'9	33'15
36'4	36'4	35'6	35'2	34'8	34'8	34'8	34'7	34'2	34'2	34'2	34'3	34'33
33'7	33'6	33'5	33'5	32'7	33'2	32'7	32'7	32'3	32'9	33'4	34'2	34'88
—	—	—	—	—	—	—	—	—	—	—	—	36'52
33'3	33'3	33'3	33'3	33'3	33'3	33'2	33'2	33'4	31'6	32'1	31'8	35'63
34'7	34'7	34'7	34'6	34'4	34'4	34'1	34'1	34'1	33'1	33'1	33'8	34'52
35'1	34'7	34'1	34'3	34'1	34'1	34'1	34'1	33'9	33'5	33'9	33'8	40'08
36'7	36'7	35'9	35'9	35'5	35'5	35'0	34'9	34'5	34'5	34'4	35'1	38'84
35'4	34'3	34'2	34'2	33'7	33'8	33'3	33'0	33'5	33'5	33'6	34'0	38'67
34'2	33'6	33'6	33'2	32'5	32'7	32'4	32'4	32'4	32'7	33'3	33'9	38'49
—	—	—	—	—	—	—	—	—	—	—	—	38'37
40'09	39'81	39'57	39'51	39'23	39'10	38'84	38'67	38'49	38'37	38'64	38'90	38'64

TEMPERATURE OF THE VERTICAL FORCE MAGNET.

64'4	64'1	63'9	63'8	63'7	63'6	63'5	63'4	63'2	63'1	63'2	63'6	64'37
65'8	65'5	65'1	64'9	64'7	64'5	64'4	64'3	64'2	64'0	63'9	64'0	65'44
65'2	64'9	64'5	64'3	64'0	63'8	63'6	63'4	63'1	63'1	63'2	63'8	64'97
—	—	—	—	—	—	—	—	—	—	—	—	65'84
65'7	65'4	65'2	65'0	64'8	64'7	64'5	64'3	64'1	64'0	63'8	64'0	64'83
65'1	64'9	64'6	64'4	64'2	64'1	64'0	63'9	63'8	63'7	63'8	63'9	64'40
64'5	64'2	64'2	64'0	63'9	63'8	63'6	63'4	63'2	63'1	63'2	63'2	63'39
63'7	63'6	63'4	63'3	63'0	62'9	62'8	62'6	62'5	62'4	62'2	62'2	63'02
63'1	62'9	62'8	62'8	62'7	62'7	62'5	62'4	62'3	62'3	62'2	62'3	62'97
63'0	62'8	62'7	62'6	62'4	62'3	62'2	62'2	62'0	62'0	62'2	62'5	63'18
—	—	—	—	—	—	—	—	—	—	—	—	63'19
62'8	62'7	62'6	62'4	62'4	62'3	62'1	62'0	61'9	61'7	62'0	62'3	62'44
63'3	63'1	62'8	62'7	62'5	62'4	62'2	62'2	62'1	62'0	61'8	62'0	63'06
62'4	62'3	62'2	62'2	62'1	61'9	61'7	61'6	61'3	61'3	61'3	61'7	61'70
63'2	63'0	62'8	62'7	62'4	62'3	62'4	62'3	62'2	62'2	62'0	62'0	61'45
61'8	61'5	61'4	61'3	61'2	61'1	61'1	61'0	60'8	60'6	60'6	60'6	61'16
61'6	61'5	61'4	61'3	61'2	61'1	61'1	61'1	60'7	60'7	60'7	60'8	61'05
—	—	—	—	—	—	—	—	—	—	—	—	61'79
61'0	61'0	60'9	60'9	60'9	60'7	60'7	60'5	60'4	60'3	60'2	60'3	62'02
61'2	61'1	60'8	60'7	60'6	60'5	60'5	60'5	60'4	60'4	60'4	60'5	62'43
61'9	61'8	61'6	61'5	61'4	61'3	61'1	61'0	60'9	60'8	60'7	60'9	62'12
62'5	62'5	62'5	62'4	62'2	62'2	62'2	62'1	61'8	61'2	61'0	61'2	61'64
62'8	62'4	62'2	61'9	61'5	61'4	61'3	61'1	60'9	60'8	60'7	60'9	62'36
62'2	61'9	61'8	61'7	61'5	61'5	61'4	61'3	61'2	61'2	61'2	61'2	63'20
—	—	—	—	—	—	—	—	—	—	—	—	64'47
62'1	62'1	61'9	61'7	61'7	61'6	61'4	61'4	61'3	61'2	61'2	61'4	63'31
62'4	62'2	62'1	62'0	61'9	61'8	61'6	61'4	61'3	61'2	61'4	61'8	62'55
63'5	63'4	63'1	62'8	62'5	62'2	62'2	62'1	61'9	61'8	61'8	62'2	63'05
64'7	64'3	64'1	63'9	63'7	63'5	63'4	63'3	63'1	63'0	63'0	63'2	63'31
63'3	63'0	62'4	62'2	62'0	61'7	61'5	61'5	61'5	61'5	61'7	62'0	62'12
63'0	62'8	62'4	62'1	61'9	61'5	61'4	61'2	61'2	61'0	61'2	61'6	61'87
—	—	—	—	—	—	—	—	—	—	—	—	62'08
63'19	63'00	62'79	62'65	62'48	62'35	62'24	62'13	61'97	61'87	61'87	62'08	63'05

VERTICAL FORCE.													
One Scale Division = '00054 parts of the V. F. Change in the Magnetic moment of the Bar for 1° Fah. = '00002.													
Mean Göttingen Time. }	0h.	1h.	2h.	3h.	4h.	5h.	6h.	7h.	8h.	9h.	10h.	11h.	
AUGUST.	Sc. Div.	Sc. Div.	Sc. Div.	Sc. Div.	Sc. Div.	Sc. Div.	Sc. Div.	Sc. Div.	Sc. Div.	Sc. Div.	Sc. Div.	Sc. Div.	
	1	—	—	—	—	—	—	—	—	—	—	—	
	2	—	—	—	—	—	—	—	—	—	—	—	
	3	48'0	48'0	48'8	48'8	48'0	48'2	48'2	48'2	47'8	47'3	47'5	47'2
	4	47'4	48'3	48'7	49'5	48'3	47'7	48'1	46'9	47'2	46'8	46'7	46'4
	5	45'5	46'0	46'6	46'8	47'2	47'2	47'0	47'0	47'0	46'6	46'2	43'3
	6	45'1	46'5	47'8	48'8	48'9	48'9	48'9	48'8	48'4	47'7	47'3	46'8
	7	44'6	46'9	47'8	49'0	48'8	49'1	48'7	47'9	47'3	46'9	46'6	46'2
	8	46'0	45'7	45'7	45'4	46'4	46'9	46'5	46'1	45'5	44'9	44'6	45'2
	9	—	—	—	—	—	—	—	—	—	—	—	—
	10	45'5	46'3	47'4	48'0	47'4	47'4	47'5	45'4	45'3	45'3	44'7	44'5
	11	46'8	46'8	46'7	46'2	45'4	46'0	46'2	46'0	46'7	45'3	44'6	44'6
	12	41'5	41'7	42'4	42'0	42'0	41'8	42'1	42'1	42'2	41'8	41'5	41'5
	13	39'8	40'8	41'9	41'6	42'0	42'3	42'3	38'0	46'9	46'5	46'1	45'9
	14	45'8	45'9	45'9	46'1	46'7	47'1	47'1	47'1	46'8	46'4	46'4	45'7
	15	45'6	45'6	46'3	45'4	45'4	45'7	45'9	45'7	45'4	45'2	45'0	44'6
	16	—	—	—	—	—	—	—	—	—	—	—	—
	17	44'0	43'6	44'3	45'0	45'0	45'1	45'0	45'0	45'0	44'8	44'6	44'5
	18	43'1	43'6	44'7	45'8	45'9	45'8	45'3	45'3	44'9	44'9	44'7	44'7
	19	45'6	45'4	45'6	46'0	46'3	46'7	45'7	45'2	44'9	44'6	44'6	44'7
	20	44'8	45'5	46'0	50'7	50'9	50'4	50'0	48'7	48'4	48'3	48'0	48'0
	21	49'9	50'6	52'5	52'0	50'9	50'1	49'5	50'6	50'6	50'6	50'3	46'8
	22	45'1	45'0	44'7	44'8	45'4	45'9	46'7	47'0	46'9	46'6	46'6	46'4
	23	—	—	—	—	—	—	—	—	—	—	—	—
	24	47'5	48'0	48'4	48'8	49'5	49'3	49'3	49'1	48'8	48'6	47'6	47'6
	25	46'9	47'6	49'6	50'8	51'1	52'1	52'1	52'2	51'4	50'0	49'1	48'6
	26	47'0	48'4	48'8	48'8	47'8	47'1	47'1	47'1	47'4	47'3	47'2	46'9
	27	46'2	46'4	47'9	48'2	48'3	48'3	48'2	48'1	47'7	46'7	46'7	46'7
	28	46'5	46'7	47'9	48'2	48'2	47'6	47'7	47'1	46'6	46'2	46'3	45'3
	29	47'5	48'6	49'1	49'6	49'7	49'8	48'8	48'1	48'1	47'9	47'8	47'8
	30	—	—	—	—	—	—	—	—	—	—	—	—
31	47'8	48'3	48'9	49'2	48'2	47'4	46'9	46'5	46'5	46'4	46'0	46'0	
Hourly Means	45'74	46'25	46'98	47'42	47'35	47'36	47'23	46'77	46'95	46'54	46'27	45'84	

TEMPERATURE OF THE VERTICAL FORCE MAGNET.													
AUGUST.	°	°	°	°	°	°	°	°	°	°	°	°	
	1	—	—	—	—	—	—	—	—	—	—	—	
	2	—	—	—	—	—	—	—	—	—	—	—	
	3	61'7	62'1	62'3	62'7	62'9	63'0	62'9	62'9	62'7	62'4	62'2	62'0
	4	61'0	61'3	61'7	62'2	62'4	62'4	62'3	62'3	62'1	61'9	61'8	61'6
	5	60'9	61'0	61'5	62'0	62'3	62'4	62'4	62'4	62'2	62'0	61'8	61'4
	6	61'4	62'3	63'1	64'0	64'6	64'8	64'7	64'7	64'4	64'0	63'7	63'5
	7	62'8	63'5	63'7	64'0	64'1	64'2	64'3	64'2	64'0	63'8	63'6	63'2
	8	62'3	62'5	62'7	62'8	63'0	63'1	63'0	62'9	62'8	62'7	62'4	62'3
	9	—	—	—	—	—	—	—	—	—	—	—	—
	10	61'8	62'2	62'5	62'8	62'9	63'1	63'2	63'3	63'1	62'8	62'5	62'4
	11	61'7	62'3	62'7	63'2	63'3	63'4	63'4	63'4	63'0	62'8	62'5	62'4
	12	61'0	61'4	61'7	61'7	61'7	61'8	61'8	61'8	61'6	61'4	61'2	61'0
	13	60'3	60'8	61'2	61'7	62'1	62'2	62'2	62'2	62'0	61'6	61'2	61'1
	14	60'5	61'0	61'5	61'8	62'2	62'2	62'4	62'3	62'0	61'8	61'6	61'4
	15	60'2	60'6	60'8	61'2	61'3	61'6	61'7	61'8	61'7	61'5	61'3	61'2
	16	—	—	—	—	—	—	—	—	—	—	—	—
	17	60'0	60'7	60'9	61'6	62'1	62'2	62'3	62'2	62'1	61'8	61'5	61'2
	18	60'3	60'8	61'4	61'9	62'3	62'3	62'3	62'3	62'0	61'8	61'4	61'2
	19	60'3	60'9	61'0	61'2	61'3	61'3	61'2	61'0	60'9	60'7	60'5	60'4
	20	60'0	60'3	60'5	60'8	61'0	61'1	61'2	61'1	61'0	60'9	60'7	60'7
	21	60'7	61'1	61'4	61'7	61'7	61'7	61'7	61'7	61'5	61'4	61'2	61'2
	22	60'8	60'9	61'1	61'5	61'8	62'0	62'0	62'1	62'0	61'9	61'5	61'4
	23	—	—	—	—	—	—	—	—	—	—	—	—
	24	61'5	61'9	62'2	62'8	63'2	63'3	63'3	63'3	63'0	62'7	62'5	62'4
	25	61'6	62'1	62'7	63'3	63'9	64'4	64'8	64'8	64'4	64'0	63'4	63'2
	26	62'2	62'5	63'0	63'3	63'3	63'3	63'2	63'2	62'9	62'7	62'4	62'3
	27	61'6	61'8	62'2	62'5	62'7	63'0	63'0	63'0	62'7	62'5	62'3	62'2
	28	61'2	61'7	62'2	62'6	62'8	63'1	63'3	63'3	62'8	62'5	62'3	62'1
	29	61'9	62'5	63'2	63'7	63'9	63'8	64'2	64'3	64'3	64'1	64'0	63'2
	30	—	—	—	—	—	—	—	—	—	—	—	—
31	61'9	62'3	62'9	63'2	63'2	63'4	63'3	63'3	63'1	62'9	62'5	62'5	
Hourly Means	61'18	61'62	62'00	62'41	62'64	62'76	62'80	62'77	62'56	62'34	62'07	61'91	

VERTICAL FORCE.

One Scale Division = .00054 parts of the V. F. Change in the Magnetic moment of the Bar for 1° Fah. = .00002.

12h.	13h.	14h.	15h.	16h.	17h.	18h.	19h.	20h.	21h.	22h.	23h.	Daily and Monthly Means.
—	—	—	—	—	—	—	—	—	—	—	—	—
47°0	46°7	46°7	47°0	46°6	46°6	46°5	47°9	45°6	45°5	45°5	46°2	47°24
46°4	46°1	46°0	46°1	46°0	46°1	46°5	46°4	45°4	45°7	45°8	45°2	46°82
43°5	43°7	43°7	44°3	44°3	44°3	44°2	43°7	43°8	43°2	42°9	42°5	45°02
46°8	46°6	46°3	45°9	45°5	46°3	46°3	45°7	44°9	44°3	43°9	43°8	46°67
45°8	45°8	45°0	45°4	45°2	45°2	45°0	44°9	45°2	44°5	44°5	44°9	46°30
—	—	—	—	—	—	—	—	—	—	—	—	—
44°8	44°7	44°0	44°5	44°5	44°2	44°2	44°6	44°6	44°5	44°7	44°7	45°12
44°3	44°1	44°1	44°1	43°8	43°8	43°6	43°6	44°9	45°0	45°5	46°4	45°29
44°3	44°3	43°8	43°6	40°7	40°7	40°7	40°7	40°7	40°5	40°4	40°8	43°85
41°2	41°0	41°0	40°3	40°5	40°6	40°1	39°8	39°8	39°6	39°2	39°0	41°03
45°9	45°7	45°3	45°2	44°9	44°9	44°9	44°7	44°9	44°9	44°9	45°1	43°97
45°2	45°2	45°2	45°0	44°6	44°6	44°4	44°2	44°0	44°6	44°9	45°5	45°60
—	—	—	—	—	—	—	—	—	—	—	—	—
44°6	44°6	44°5	44°4	44°4	44°0	44°0	44°0	43°9	43°4	43°6	43°3	44°77
44°2	44°2	43°8	43°9	43°9	43°4	44°5	44°4	43°7	43°6	43°6	43°2	44°26
44°7	44°7	44°7	44°2	44°2	44°0	44°0	44°0	44°0	44°0	44°9	45°2	44°64
44°8	44°7	44°6	44°5	44°5	44°5	43°8	43°8	43°9	43°8	43°8	44°5	44°85
48°0	48°2	48°3	48°3	48°4	48°4	48°4	48°4	48°4	48°4	48°5	49°0	48°35
47°5	47°2	47°2	46°4	46°4	46°4	45°9	45°9	45°9	46°9	45°4	45°1	48°36
—	—	—	—	—	—	—	—	—	—	—	—	—
46°3	46°3	46°3	46°3	46°3	46°3	46°6	46°6	46°4	47°1	47°2	47°2	46°25
47°3	47°3	47°3	47°6	47°6	47°5	47°3	46°8	46°9	46°6	46°6	46°9	47°84
48°0	48°0	47°3	47°2	46°8	46°8	46°8	46°8	46°6	46°6	47°0	47°0	48°60
46°8	46°6	46°6	46°6	46°6	46°6	45°9	45°9	45°9	45°9	45°9	46°0	46°92
46°2	46°2	46°4	46°4	46°3	46°2	45°9	45°8	46°2	45°9	46°8	46°6	46°85
45°4	45°7	45°6	46°1	45°4	45°2	45°4	45°4	45°4	45°7	46°0	47°0	46°36
—	—	—	—	—	—	—	—	—	—	—	—	—
46°6	47°0	46°6	46°4	46°4	46°4	45°9	45°8	45°9	46°1	46°7	47°3	47°50
46°0	46°0	46°7	46°6	46°3	46°1	46°0	46°0	45°5	45°7	45°6	45°9	46°69
45°66	45°62	45°48	45°45	45°20	45°16	45°07	45°03	44°86	44°88	44°95	45°13	45°97

TEMPERATURE OF THE VERTICAL FORCE MAGNET.

°	°	°	°	°	°	°	°	°	°	°	°	°
—	—	—	—	—	—	—	—	—	—	—	—	—
61°7	61°6	61°4	61°3	61°3	61°2	61°0	60°9	60°7	60°7	60°6	60°7	61°79
61°4	61°3	61°2	61°1	61°0	60°9	60°8	60°7	60°6	60°5	60°6	60°7	61°41
61°3	61°3	61°1	61°1	60°9	60°9	60°7	60°6	60°6	60°4	60°6	60°8	61°36
63°4	63°2	63°0	62°9	62°7	62°9	62°6	62°3	61°9	61°7	61°7	61°9	63°14
63°0	62°4	62°2	62°0	61°9	61°8	61°7	61°7	61°7	61°7	61°7	61°9	62°88
—	—	—	—	—	—	—	—	—	—	—	—	—
62°0	61°8	61°6	61°6	61°5	61°5	61°5	61°5	61°5	61°4	61°4	61°5	62°14
62°3	62°1	62°1	62°0	61°8	61°6	61°4	61°3	61°2	61°2	61°2	61°5	62°18
62°2	62°1	62°0	61°8	61°5	61°4	61°2	61°1	60°8	60°6	60°3	60°4	62°06
60°8	60°8	60°7	60°7	60°7	60°5	60°4	60°2	60°1	60°0	59°9	60°0	60°95
60°8	60°6	60°3	60°2	60°1	60°0	60°0	59°9	59°8	59°8	59°8	60°0	60°83
61°4	61°2	61°1	61°0	61°0	60°6	60°3	60°2	60°2	60°0	60°0	60°1	61°16
—	—	—	—	—	—	—	—	—	—	—	—	—
60°8	60°8	60°8	60°5	60°4	60°3	60°1	60°0	59°8	59°7	59°7	59°8	60°73
61°1	60°9	60°7	60°7	60°5	60°4	60°3	60°3	60°3	60°1	60°0	60°1	61°00
61°1	60°8	60°6	60°4	60°3	60°2	60°1	60°0	60°0	59°9	60°0	60°1	60°98
60°2	60°0	60°0	59°9	59°8	59°7	59°7	59°7	59°7	59°7	59°7	59°7	60°35
60°7	60°7	60°6	60°6	60°5	60°4	60°4	60°4	60°4	60°3	60°2	60°3	60°62
61°1	61°0	60°9	60°9	60°9	60°9	60°9	60°9	60°9	60°7	60°6	60°7	61°14
—	—	—	—	—	—	—	—	—	—	—	—	—
61°3	61°2	61°2	61°1	61°0	60°9	60°9	60°9	60°9	60°8	60°9	61°2	61°30
62°1	62°0	61°8	61°6	61°5	61°3	61°2	61°1	61°0	60°9	61°1	61°2	62°04
63°0	62°9	62°7	62°4	62°3	62°0	62°0	61°9	61°6	61°5	61°5	61°8	62°84
62°1	61°9	61°8	61°8	61°7	61°5	61°5	61°4	61°3	61°3	61°2	61°3	62°21
62°0	61°8	61°4	61°3	61°2	61°2	61°0	60°9	60°9	60°7	60°9	61°0	61°82
62°4	62°4	62°2	62°2	62°2	62°1	62°1	61°9	61°9	61°7	61°4	61°4	62°20
—	—	—	—	—	—	—	—	—	—	—	—	—
62°3	62°2	62°1	62°1	62°0	62°0	61°7	61°6	61°6	61°4	61°4	61°6	62°71
62°4	62°2	62°1	61°9	61°8	61°7	61°6	61°4	61°2	61°2	61°1	61°4	62°27
61°72	61°57	61°42	61°32	61°22	61°12	61°00	60°91	60°82	60°72	60°70	60°84	61°68

VERTICAL FORCE.													
One Scale Division = '00054 parts of the V. F. Change in the Magnetic moment of the Bar for 1° Fah° = '00002.													
Mean Götting- gen Time. }	0h.	1h.	2h.	3h.	4h.	5h.	6h.	7h.	8h.	9h.	10h.	11h.	
SEPTEMBER.	Sc. Div.	Sc. Div.	Sc. Div.	Sc. Div.	Sc. Div.	Sc. Div.	Sc. Div.	Sc. Div.	Sc. Div.	Sc. Div.	Sc. Div.	Sc. Div.	
	1	47°0	48°5	48°6	48°6	48°8	49°2	48°7	46°3	45°9	45°6	45°7	
	2	47°9	48°8	49°4	49°4	49°3	49°0	48°4	47°8	47°1	46°7	46°7	
	3	47°9	48°6	48°9	48°9	—	50°7	49°9	49°3	49°3	49°2	48°9	48°9
	4	49°7	50°2	50°3	51°0	51°1	50°3	49°1	48°7	48°6	48°5	48°5	48°4
	5	50°1	50°9	50°9	51°2	51°4	50°9	49°9	47°6	43°9	43°8	43°5	43°5
	6	—	—	—	—	—	—	—	—	—	—	—	—
	7	45°3	45°6	46°0	46°7	46°7	46°6	45°8	45°2	44°7	44°7	44°5	46°1
	8	44°6	44°8	45°7	46°8	47°7	47°6	47°6	46°9	46°1	45°6	45°0	44°9
	9	45°6	46°0	47°0	48°0	48°0	48°6	48°6	—	51°6	51°0	50°4	50°4
	10	49°7	50°4	51°0	51°3	51°2	50°9	51°4	50°3	50°6	49°9	49°7	49°7
	11	51°2	52°1	53°3	54°4	53°2	52°9	52°2	52°2	51°7	50°8	50°3	49°7
	12	50°4	51°0	51°8	51°9	51°7	52°3	52°1	51°4	50°9	50°1	49°8	49°2
	13	—	—	—	—	—	—	—	—	—	—	—	—
	14	51°4	52°8	53°0	52°5	51°8	51°9	51°5	51°0	50°6	49°8	49°2	48°9
	15	50°0	50°3	50°5	52°1	51°9	51°4	50°5	49°0	48°3	48°0	47°6	47°3
	16	46°7	48°4	49°6	50°7	50°7	51°1	51°1	50°9	50°4	49°8	48°9	48°7
	17	49°3	50°2	50°4	51°2	51°8	51°6	50°7	50°2	49°7	49°0	48°5	47°9
	18	46°3	46°4	47°2	48°2	47°3	46°9	46°3	46°5	46°0	45°1	44°5	44°4
	19	44°4	44°4	44°4	44°8	45°1	45°3	45°3	45°3	45°3	44°8	44°5	44°7
	20	—	—	—	—	—	—	—	—	—	—	—	—
	21	43°2	44°4	45°5	46°1	46°1	46°2	46°0	45°8	44°9	44°7	44°6	44°8
	22	46°8	47°5	47°8	48°3	48°4	48°5	47°6	48°2	48°1	47°2	46°9	46°9
	23	47°0	47°9	49°0	50°6	50°7	50°7	50°4	50°1	48°2	47°0	46°8	46°8
	24	44°3	43°7	43°9	43°5	43°6	44°2	44°2	43°2	42°7	42°9	41°9	41°9
	25	42°4	42°3	42°4	42°7	43°1	43°1	42°1	41°6	41°1	40°8	41°1	41°1
	26	39°3	38°9	39°2	39°5	40°8	41°6	41°6	41°6	41°2	40°9	40°8	40°5
	27	—	—	—	—	—	—	—	—	—	—	—	—
	28	41°1	41°7	41°7	41°4	42°3	42°0	41°1	41°1	40°7	40°3	39°8	39°9
	29	39°7	39°4	39°1	39°8	40°4	40°0	40°0	40°0	39°6	39°1	39°1	38°3
	30	36°2	36°8	37°3	37°8	38°4	38°2	37°9	34°8	35°0	35°0	34°6	34°6
Hourly Means	46°06	46°62	47°07	47°59	47°66	47°76	47°32	47°62	46°26	45°78	45°46	45°32	
TEMPERATURE OF THE VERTICAL FORCE MAGNET.													
SEPTEMBER.	1	61°7	62°2	62°7	63°3	63°7	63°8	63°9	64°0	63°6	63°3	62°9	62°9
	2	62°1	62°4	62°7	62°9	63°2	63°2	63°0	62°8	62°7	62°4	62°3	62°1
	3	61°6	62°0	62°5	62°9	—	63°5	63°4	63°2	62°8	62°6	62°3	62°1
	4	61°2	61°3	61°8	62°2	62°3	62°3	62°2	62°0	61°8	61°6	61°5	61°4
	5	60°8	60°9	61°3	61°6	61°7	61°7	61°7	62°2	62°3	62°2	62°0	61°5
	6	—	—	—	—	—	—	—	—	—	—	—	—
	7	60°1	60°6	61°1	61°5	61°8	62°0	62°0	62°0	61°9	61°7	61°5	61°2
	8	60°7	61°3	62°0	62°2	62°6	62°7	62°7	62°8	62°5	62°2	61°9	61°5
	9	60°7	61°1	61°7	62°0	62°4	62°7	63°0	—	62°9	62°8	62°4	62°4
	10	62°0	62°7	63°4	63°7	63°8	64°0	64°0	64°2	64°1	63°9	63°4	63°3
	11	61°9	62°7	63°2	63°7	64°2	64°6	64°7	64°9	64°6	64°2	63°8	63°6
	12	62°4	63°1	63°7	64°5	65°4	65°7	65°4	65°4	65°2	65°0	64°5	64°0
	13	—	—	—	—	—	—	—	—	—	—	—	—
	14	62°7	63°3	64°1	64°5	64°8	65°5	65°3	65°1	64°8	64°4	64°0	63°8
	15	62°7	63°3	63°9	64°4	64°9	65°1	65°3	65°3	65°1	64°9	64°6	64°3
	16	63°1	63°6	64°5	65°4	66°4	66°8	67°3	67°3	66°8	66°3	65°6	65°1
	17	64°3	64°7	64°9	65°2	65°9	66°8	66°3	65°9	65°5	65°2	64°9	64°5
	18	62°9	63°2	63°9	64°2	64°6	64°7	64°9	64°5	64°3	63°9	63°5	63°3
	19	62°2	62°6	63°0	63°4	63°7	64°0	63°9	63°9	63°7	63°5	63°1	62°9
	20	—	—	—	—	—	—	—	—	—	—	—	—
	21	62°2	62°6	63°3	63°9	64°4	64°9	64°7	64°5	64°2	64°3	64°6	64°8
	22	63°0	63°8	64°0	64°4	64°8	65°0	65°1	65°5	65°7	65°5	65°4	65°2
	23	63°7	64°2	65°2	66°2	67°1	67°5	67°8	67°4	67°0	66°5	66°1	66°2
	24	64°0	64°0	63°8	64°0	64°1	64°2	64°4	64°5	64°6	64°5	64°2	63°5
	25	62°7	63°3	63°7	63°9	64°4	64°4	64°4	64°0	63°7	63°5	63°2	63°0
	26	62°7	63°1	63°6	64°2	64°6	64°5	64°4	64°4	64°1	63°8	63°6	63°2
	27	—	—	—	—	—	—	—	—	—	—	—	—
	28	62°0	62°3	62°9	63°3	63°7	64°0	63°9	63°8	63°6	63°3	63°1	62°9
	29	62°5	63°0	63°4	64°0	64°3	64°8	64°4	64°4	64°1	63°8	63°4	63°3
	30	62°1	62°8	63°3	63°7	64°0	64°1	63°9	64°0	63°6	63°2	62°9	62°7
	Hourly Means	62°23	62°70	63°22	63°66	64°11	64°33	64°31	64°32	64°05	63°79	63°49	63°26

VERTICAL FORCE.

One Scale Division = .00054 parts of the V. F. Change in the Magnetic moment of the Bar for 1° Fah°. = .00002.

12h.	13h.	14h.	15h.	16h.	17h.	18h.	19h.	20h.	21h.	22h.	23h.	Daily and Monthly Means.
Sc. Div. 45.4	Sc. Div. 45.2	Sc. Div. 44.9	Sc. Div. 45.1	Sc. Div. 44.9	Sc. Div. 44.8	Sc. Div. 44.4	Sc. Div. 46.6	Sc. Div. 46.6	Sc. Div. 47.0	Sc. Div. 47.0	Sc. Div. 47.5	Sc. Div. 46.58
46.7	46.8	46.9	46.7	46.4	46.4	46.1	46.2	46.6	46.9	45.9	46.8	47.32
48.8	48.9	49.2	49.2	49.2	49.0	48.9	48.6	48.8	49.3	49.3	49.8	49.11
48.6	48.9	48.4	48.4	48.1	48.7	48.7	48.7	48.6	48.5	48.2	48.8	49.04
—	—	—	—	—	—	—	—	—	—	—	—	—
41.9	41.8	41.9	42.5	42.7	42.4	42.4	42.6	42.6	43.5	43.8	44.9	45.44
44.3	44.3	44.0	43.7	43.7	43.7	43.7	43.7	43.6	43.6	43.2	43.4	44.70
44.8	44.4	44.4	44.4	44.4	44.1	44.2	44.2	44.0	44.8	45.2	45.6	45.32
50.4	49.9	48.8	49.1	49.1	48.7	48.9	48.9	48.1	48.1	48.3	49.0	48.80
48.7	48.5	48.0	47.7	46.8	46.7	46.0	45.6	44.7	45.4	47.3	48.6	48.75
49.1	49.1	48.6	48.1	47.7	47.4	46.6	45.7	45.4	46.5	48.1	48.5	49.78
—	—	—	—	—	—	—	—	—	—	—	—	—
47.2	47.3	47.4	47.4	46.8	46.2	46.7	46.7	46.5	47.6	47.9	48.7	49.12
48.9	48.2	48.1	47.8	47.6	47.2	47.0	47.0	47.0	47.0	48.3	49.5	49.50
47.3	47.0	45.7	45.4	45.2	45.3	45.0	45.0	44.6	44.7	45.4	45.9	47.64
48.3	48.2	47.8	47.5	47.2	46.9	46.4	46.4	46.4	46.6	48.3	49.0	48.58
47.9	47.6	47.6	47.6	47.2	47.2	47.0	46.8	45.0	45.8	45.7	45.8	48.40
44.2	44.3	44.8	44.8	44.6	44.4	44.9	44.8	44.6	44.6	45.5	45.2	45.49
—	—	—	—	—	—	—	—	—	—	—	—	—
43.4	43.8	43.5	43.5	43.3	43.8	43.4	42.6	42.3	42.3	43.0	43.6	44.01
44.8	44.6	44.5	44.5	44.5	44.3	44.1	43.4	43.4	44.3	45.7	45.9	44.85
47.0	46.7	46.4	46.2	45.7	45.7	45.4	45.4	44.6	44.9	45.5	46.1	46.74
46.2	46.0	45.3	45.4	45.4	44.3	44.0	44.5	45.2	45.0	45.0	44.6	46.92
40.9	40.9	40.9	40.5	40.5	40.5	40.2	40.2	40.2	40.8	41.5	41.6	42.03
41.1	40.7	39.9	40.3	40.3	40.3	40.3	40.3	39.7	40.1	40.1	39.6	41.10
—	—	—	—	—	—	—	—	—	—	—	—	—
39.9	39.5	39.5	39.5	39.5	39.2	39.2	39.2	39.2	39.4	40.9	41.0	40.08
39.9	39.9	39.9	39.9	39.9	39.9	39.2	39.6	40.5	40.5	38.6	39.1	40.42
38.4	38.5	38.5	38.5	38.0	35.8	35.8	35.8	35.8	35.8	35.8	35.8	38.21
34.9	34.5	34.5	34.1	34.1	34.5	34.3	33.8	33.8	33.8	33.5	33.5	35.25
44.96	44.83	44.59	44.53	44.34	44.13	43.95	43.93	43.76	44.11	44.50	44.89	45.51

TEMPERATURE OF THE VERTICAL FORCE MAGNET.

62.5	62.2	62.0	62.0	61.9	61.9	61.7	61.6	61.6	61.6	61.3	61.6	62.50
62.0	61.9	61.6	61.4	61.4	61.3	61.3	61.2	61.2	61.1	61.2	61.2	62.02
61.9	61.8	61.7	61.6	61.4	61.3	61.2	61.2	61.1	61.0	61.0	61.0	61.96
61.4	61.4	61.3	61.1	61.0	61.0	60.9	60.9	60.7	60.4	60.4	60.5	61.36
—	—	—	—	—	—	—	—	—	—	—	—	—
60.2	60.1	60.0	60.0	59.8	59.9	59.9	59.8	59.7	59.7	59.7	59.8	60.77
61.0	60.9	60.7	60.5	60.4	60.2	60.2	60.0	60.0	60.0	59.8	60.1	60.88
61.4	61.3	61.1	61.1	60.9	60.8	60.6	60.4	60.3	60.2	60.4	60.6	61.42
62.2	62.0	61.9	61.7	61.5	61.4	61.3	61.2	61.2	61.0	61.0	61.3	61.82
62.9	62.8	62.5	62.3	62.1	61.9	61.7	61.4	61.3	61.3	61.2	61.5	62.72
63.2	63.0	62.7	62.3	62.0	61.7	61.4	61.2	61.0	61.0	61.4	61.7	62.86
—	—	—	—	—	—	—	—	—	—	—	—	—
62.9	62.8	62.6	62.4	62.1	61.8	61.6	61.5	61.4	61.2	61.6	62.3	63.27
63.5	63.3	63.2	62.9	62.7	62.4	62.2	62.1	61.9	61.8	61.9	62.4	63.44
64.0	63.5	63.2	63.0	62.9	62.7	62.5	62.4	62.2	62.2	62.2	62.6	63.63
64.7	64.4	64.0	63.8	63.7	63.4	63.2	63.1	63.0	63.0	63.3	63.8	64.65
64.1	63.9	63.6	63.5	63.2	63.1	62.7	62.7	62.6	62.5	62.5	62.7	64.22
63.1	62.9	62.9	62.5	62.5	62.4	62.3	62.1	61.8	61.8	61.8	61.9	63.16
—	—	—	—	—	—	—	—	—	—	—	—	—
62.3	62.2	62.2	62.2	62.1	62.0	61.9	61.7	61.7	61.6	61.7	61.8	62.64
64.7	64.4	63.8	63.5	62.7	62.2	61.9	61.8	61.8	61.6	61.8	62.5	63.38
64.7	64.6	64.4	64.2	64.1	63.7	63.6	63.3	62.7	62.5	62.7	63.0	64.20
65.8	65.7	65.6	65.4	65.3	65.0	65.1	65.0	64.3	64.2	64.0	64.0	65.60
63.2	63.0	62.8	62.4	62.1	62.0	62.0	61.8	61.5	61.4	61.6	61.8	63.14
62.8	62.7	62.3	62.3	62.3	62.2	62.1	61.9	61.8	61.7	61.8	62.1	62.92
—	—	—	—	—	—	—	—	—	—	—	—	—
62.3	62.2	62.0	61.9	61.8	61.7	61.5	61.5	61.5	61.4	61.5	61.7	62.80
62.5	62.4	62.3	62.2	62.1	62.1	61.8	61.7	61.6	61.6	61.8	62.0	62.62
63.1	62.9	62.7	62.5	62.4	62.2	62.1	62.0	61.7	61.7	61.7	61.9	63.01
62.4	62.3	62.1	62.0	61.9	61.8	61.8	61.5	61.5	61.3	61.2	61.2	62.55
62.88	62.72	62.51	62.33	62.17	62.00	61.87	61.73	61.58	61.49	61.56	61.81	62.83

VERTICAL FORCE.												
One Scale Division = '00055 parts of the V. F. Change in the Magnetic moment of the Bar for 1° Fahr. = '00002.												
Mean Göttingen Time. } OCTOBER.	0h.	1h.	2h.	3h.	4h.	5h.	6h.	7h.	8h.	9h.	10h.	11h.
	Sc. Div.	Sc. Div.	Sc. Div.	Sc. Div.	Sc. Div.	Sc. Div.	Sc. Div.	Sc. Div.	Sc. Div.	Sc. Div.	Sc. Div.	Sc. Div.
1	34'2	34'2	34'4	34'4	34'4	33'9	33'4	33'2	33'2	33'2	33'2	33'5
2	37'4	38'1	39'1	39'1	38'8	38'2	37'9	37'2	36'6	36'7	36'1	36'1
3	38'7	38'7	38'7	38'0	38'0	37'2	37'0	36'8	36'7	36'4	36'4	35'5
4	—	—	—	—	—	—	—	—	—	—	—	—
5	43'7	43'8	44'2	44'4	45'2	45'6	45'2	44'3	44'3	44'3	43'7	43'7
6	42'9	43'8	44'3	45'4	45'3	45'0	44'4	44'4	44'3	43'7	43'5	43'5
7	43'9	42'9	42'4	43'2	43'4	43'4	43'6	44'1	44'1	43'6	43'0	43'0
8	44'3	43'5	44'9	45'2	45'7	45'7	45'1	45'5	45'8	45'1	45'2	44'8
9	45'3	46'2	46'0	46'4	46'6	46'7	46'7	43'4	42'8	42'1	41'9	41'6
10	42'2	42'4	42'9	44'0	44'3	44'5	44'2	43'5	43'3	43'0	42'5	42'6
11	—	—	—	—	—	—	—	—	—	—	—	—
12	41'7	42'2	43'3	43'5	43'6	43'5	43'1	43'1	43'1	43'1	42'7	42'1
13	42'5	42'9	43'2	43'8	44'5	44'6	44'5	44'1	43'5	43'5	42'3	42'3
14	42'4	43'4	43'5	43'7	43'7	43'7	43'4	43'4	43'4	43'1	42'7	42'7
15	45'2	45'4	45'6	45'9	45'9	46'4	46'4	46'2	46'2	46'2	45'4	45'2
16	45'4	46'1	46'1	45'6	45'5	45'8	46'1	44'9	44'8	44'8	44'4	44'4
17	43'5	44'5	44'9	44'9	44'9	44'9	44'2	43'9	43'5	43'3	43'0	42'8
18	—	—	—	—	—	—	—	—	—	—	—	—
19	42'2	43'1	43'7	44'0	44'8	44'9	44'9	44'0	43'2	42'6	42'5	42'5
20	41'5	41'2	41'3	42'1	43'2	44'0	44'0	44'0	43'1	43'4	43'1	42'5
21	43'4	44'2	45'0	45'3	45'5	45'9	45'9	45'5	44'9	43'9	43'6	43'5
22	44'9	45'3	45'9	45'1	45'4	45'4	44'9	44'9	44'5	45'7	45'3	44'8
23	45'6	46'2	46'6	46'9	47'4	47'4	46'6	46'6	45'9	45'9	45'4	45'0
24	42'9	40'5	40'5	41'1	41'2	42'2	41'6	40'9	40'4	40'4	40'3	40'0
25	—	—	—	—	—	—	—	—	—	—	—	—
26	40'0	40'0	39'7	39'7	40'0	40'2	40'3	40'1	40'0	40'0	39'7	39'7
27	40'5	40'3	39'9	39'7	39'5	40'0	40'0	40'6	40'5	40'5	39'8	39'8
28	38'2	38'2	37'9	38'3	38'1	38'1	38'1	38'1	38'4	38'2	38'5	38'4
29	39'2	38'8	39'2	39'6	39'2	38'8	38'4	38'2	37'7	37'5	37'5	37'5
30	42'7	43'7	45'4	46'7	48'4	49'2	50'0	49'7	49'1	48'6	47'8	47'7
31	43'3	43'7	44'8	46'5	46'7	47'5	48'2	48'4	47'8	47'2	46'5	45'8
Nov. 1	—	—	—	—	—	—	—	—	—	—	—	—
Hourly Means	42'14	42'34	42'72	43'06	43'30	43'43	43'26	42'93	42'63	42'44	42'07	41'89
TEMPERATURE OF THE VERTICAL FORCE MAGNET.												
OCTOBER.	1	2	3	4	5	6	7	8	9	10	11	12
1	61'3	61'7	61'9	62'3	62'6	62'6	62'5	62'3	62'2	62'0	61'8	61'7
2	61'2	61'5	61'9	62'2	62'3	62'4	62'4	62'3	62'2	61'9	61'8	61'7
3	61'4	61'9	62'1	62'0	62'1	62'1	62'2	62'2	62'1	61'8	61'5	61'5
4	—	—	—	—	—	—	—	—	—	—	—	—
5	60'3	60'7	61'2	61'4	61'5	61'5	61'4	61'3	61'2	61'0	60'7	60'4
6	60'0	60'3	60'7	61'3	61'3	61'4	61'4	61'6	61'4	61'1	61'0	60'9
7	59'8	60'0	60'6	60'7	60'9	61'3	61'4	61'5	61'4	61'1	60'8	60'5
8	59'9	60'3	61'0	61'5	61'8	62'0	62'3	62'3	62'4	62'4	62'3	61'8
9	60'9	61'5	62'1	62'6	63'1	63'3	63'4	63'6	63'3	62'9	62'7	62'2
10	61'7	62'2	62'8	63'7	64'0	64'5	64'2	64'0	63'7	63'3	63'0	62'7
11	—	—	—	—	—	—	—	—	—	—	—	—
12	62'1	62'4	63'1	63'3	63'7	63'8	63'8	63'6	63'3	63'0	62'8	62'5
13	62'4	62'9	63'4	63'9	63'9	63'9	63'8	63'7	63'5	63'2	62'9	62'7
14	62'0	62'5	63'0	63'3	63'8	63'7	63'9	63'7	63'5	63'3	63'2	63'0
15	62'4	62'8	63'3	63'4	63'6	63'8	63'7	63'7	63'6	63'4	63'0	62'8
16	62'6	63'2	63'6	63'7	64'0	64'2	64'2	64'4	64'1	63'7	63'4	63'2
17	62'0	62'3	62'8	63'1	63'6	63'8	63'8	63'7	63'4	63'2	63'0	62'8
18	—	—	—	—	—	—	—	—	—	—	—	—
19	62'8	63'1	63'2	63'7	64'1	64'2	64'2	64'0	63'8	63'6	63'2	63'1
20	62'2	62'7	63'0	63'6	64'2	64'6	64'7	64'7	64'3	64'0	63'6	63'3
21	62'9	63'4	64'3	64'7	65'2	65'2	65'2	65'1	64'8	64'5	64'1	64'3
22	63'8	64'3	64'7	64'8	65'1	65'3	65'3	64'8	65'1	65'1	64'8	64'6
23	63'2	63'7	64'2	64'7	64'7	64'8	65'1	64'8	64'5	64'2	63'9	63'7
24	62'6	63'1	63'7	64'3	64'7	64'6	64'3	64'2	64'1	63'7	63'4	63'1
25	—	—	—	—	—	—	—	—	—	—	—	—
26	62'4	62'8	63'3	63'8	64'1	64'4	64'4	64'4	64'3	63'9	63'7	63'5
27	63'0	63'1	63'5	63'6	63'7	63'8	64'1	64'1	64'0	63'7	63'5	63'3
28	62'3	62'5	62'7	62'7	62'7	62'7	62'9	62'9	62'9	62'8	62'6	62'6
29	62'2	62'4	62'7	62'8	63'0	62'9	62'7	62'7	62'4	62'2	62'1	61'9
30	62'7	63'6	64'7	65'8	66'5	67'4	67'3	67'2	66'8	66'2	65'6	65'1
31	63'9	64'8	65'4	65'9	66'3	66'9	66'7	66'6	66'1	65'6	65'2	64'9
Nov. 1	—	—	—	—	—	—	—	—	—	—	—	—
Hourly Means	62'00	62'43	62'92	63'29	63'57	63'74	63'75	63'68	63'50	63'21	62'95	62'73

VERTICAL FORCE.

One Scale Division = .00055 parts of the V. F. Change in the Magnetic moment of the bar for 1° Fahr. = .00002.

12h.	13h.	14h.	15h.	16h.	17h.	18h.	19h.	20h.	21h.	22h.	23h.	Daily and Monthly Means.
Sc. Div. 33.7	Sc. Div. 34.2	Sc. Div. 34.2	Sc. Div. 34.0	Sc. Div. 33.8	Sc. Div. 33.9	Sc. Div. 33.9	Sc. Div. 33.2	Sc. Div. 33.4	Sc. Div. 35.2	Sc. Div. 35.8	Sc. Div. 36.5	Sc. Div. 34.04
36.4	36.5	36.6	37.5	37.5	37.1	36.7	36.8	37.1	37.9	38.0	38.1	37.40
—	—	—	—	—	—	—	—	—	—	—	—	—
42.4	42.4	42.7	43.3	43.5	43.5	43.5	43.4	43.4	43.4	43.0	43.8	40.27
43.7	43.6	43.3	43.3	43.3	43.3	43.3	43.3	43.0	43.0	42.4	42.4	43.76
43.6	43.5	43.2	43.2	43.2	43.0	43.4	43.2	43.2	43.2	43.2	43.9	43.76
43.0	43.2	43.3	43.3	43.3	43.2	42.7	43.2	43.9	43.3	44.2	44.2	43.39
44.8	43.9	43.8	43.5	43.5	43.3	43.3	43.3	42.7	43.1	43.5	43.9	44.31
41.6	41.5	41.4	41.2	41.2	41.2	40.8	40.9	40.9	41.8	41.8	41.9	43.00
—	—	—	—	—	—	—	—	—	—	—	—	—
42.1	41.9	41.7	41.5	41.6	41.4	41.4	41.4	40.7	41.0	40.9	40.9	42.33
42.2	42.6	42.4	42.4	41.8	42.1	42.1	42.0	42.0	42.0	42.0	42.2	42.53
42.3	42.3	41.9	41.9	41.9	41.4	41.7	41.7	41.5	41.5	41.2	41.3	42.60
42.7	42.3	41.9	41.9	41.9	41.9	41.6	41.7	39.6	44.3	44.5	45.0	42.85
45.2	45.2	45.0	45.0	44.7	44.7	44.3	44.5	44.5	44.9	44.9	44.9	45.33
44.4	44.4	44.4	44.0	44.0	43.8	43.2	43.2	43.0	43.4	43.4	43.8	44.54
—	—	—	—	—	—	—	—	—	—	—	—	—
42.1	42.1	42.1	41.9	42.9	41.7	42.0	42.0	42.0	42.0	42.0	42.0	43.05
42.3	42.3	42.3	42.3	42.3	42.3	41.8	41.8	41.4	41.4	41.5	41.5	42.73
42.5	42.5	42.8	42.8	42.8	42.8	42.8	42.3	42.3	42.3	42.6	42.9	42.70
44.2	43.9	43.8	43.6	43.2	43.1	42.9	43.2	43.8	44.2	44.3	44.3	44.21
44.2	43.9	43.9	43.9	43.9	43.9	43.5	43.7	43.4	44.1	44.9	45.2	44.61
45.0	45.0	44.6	44.6	44.6	44.3	44.3	43.8	44.0	44.0	43.8	43.5	45.29
—	—	—	—	—	—	—	—	—	—	—	—	—
39.9	39.5	39.5	39.4	39.1	39.7	39.6	39.6	39.9	39.7	39.7	39.7	40.30
39.7	39.7	39.3	39.0	39.2	39.0	39.3	39.3	39.2	39.2	39.4	39.7	39.64
39.8	39.8	39.8	39.8	39.8	39.6	39.4	39.6	39.2	39.3	39.3	39.8	39.85
38.5	38.5	38.5	38.5	38.5	38.1	38.1	38.1	38.1	38.1	38.4	38.6	38.27
37.8	37.7	38.2	38.0	38.2	37.9	37.6	37.9	37.7	42.3	42.2	42.4	38.73
47.3	47.3	47.0	46.5	46.3	46.1	46.2	44.9	44.5	44.3	44.0	43.0	46.52
—	—	—	—	—	—	—	—	—	—	—	—	—
44.9	45.0	45.1	45.1	45.1	44.8	44.4	44.6	45.1	45.1	44.9	45.1	45.65
42.08	42.03	41.95	41.90	41.89	41.74	41.62	41.58	41.46	42.00	42.07	42.24	42.28

TEMPERATURE OF THE VERTICAL FORCE MAGNET.

61.4	61.3	61.0	60.9	60.9	60.8	60.7	60.7	60.7	60.5	60.6	60.8	61.47
61.5	61.4	61.4	61.2	61.2	61.1	61.0	61.0	61.0	61.0	61.2	61.3	61.59
—	—	—	—	—	—	—	—	—	—	—	—	—
60.7	60.7	60.7	60.6	60.4	60.3	60.2	60.1	59.9	59.8	59.7	59.8	61.07
60.3	60.2	60.0	60.0	60.0	59.9	59.8	59.8	59.7	59.6	59.5	59.7	60.46
60.5	60.3	60.1	59.9	59.8	59.7	59.7	59.5	59.5	59.4	59.4	59.5	60.40
60.4	60.2	60.1	60.0	60.0	59.7	58.6	59.2	59.3	59.3	59.4	59.7	60.29
61.5	61.3	61.1	60.9	60.8	60.4	60.3	60.2	60.1	59.9	60.0	60.1	61.11
62.1	61.9	61.8	61.6	61.5	61.4	61.3	61.2	61.1	61.1	61.1	61.2	62.04
—	—	—	—	—	—	—	—	—	—	—	—	—
62.6	62.4	62.2	62.0	61.9	61.7	61.7	61.5	61.4	61.4	61.6	61.7	62.58
62.4	62.2	62.2	62.1	62.0	61.9	61.7	61.5	61.3	61.4	61.5	61.7	62.47
62.5	62.4	62.3	62.1	61.9	61.8	61.7	61.6	61.5	61.4	61.4	61.9	62.60
62.7	62.5	62.3	62.2	62.1	62.1	62.0	61.9	61.8	61.8	61.7	61.6	62.66
62.6	62.3	62.1	62.0	61.9	61.8	61.6	61.6	61.4	61.5	61.7	62.1	62.59
62.9	62.9	62.4	62.2	62.1	61.9	61.7	61.5	61.4	61.4	61.5	61.6	62.82
—	—	—	—	—	—	—	—	—	—	—	—	—
62.2	62.1	62.1	61.9	61.8	61.7	61.6	61.5	61.3	61.3	61.4	62.0	62.43
62.9	62.7	62.4	62.4	62.4	62.2	62.2	62.0	61.9	61.8	61.7	62.0	62.90
63.1	62.8	62.4	62.1	62.1	62.1	61.9	61.9	61.7	61.7	62.1	62.4	62.97
64.7	64.7	64.6	64.4	64.4	64.3	64.1	64.0	63.8	63.3	63.3	63.4	64.28
63.8	63.4	63.3	63.1	63.0	62.8	62.5	62.5	62.4	62.4	62.3	62.7	63.83
63.4	63.2	63.0	62.9	62.7	62.5	62.5	62.3	62.1	62.1	62.1	62.3	63.44
—	—	—	—	—	—	—	—	—	—	—	—	—
62.7	62.7	62.5	62.4	62.4	62.3	62.3	62.3	62.1	62.1	61.8	62.1	63.06
63.2	63.1	62.8	62.7	62.6	62.4	62.4	62.4	62.3	62.2	62.3	62.5	63.16
63.1	62.8	62.9	62.8	62.6	62.5	62.3	62.3	62.2	62.1	62.2	62.3	63.06
62.6	62.5	62.4	62.2	62.1	62.0	62.0	61.9	61.7	61.5	61.5	61.7	62.35
61.8	61.7	61.7	61.7	61.6	61.6	61.6	61.5	61.4	61.4	61.7	61.9	62.07
64.8	64.5	64.2	63.9	63.7	63.5	63.3	63.2	63.1	63.0	63.1	63.0	64.67
—	—	—	—	—	—	—	—	—	—	—	—	—
63.9	63.7	63.6	63.5	63.3	63.2	62.9	62.8	62.7	62.6	62.6	62.7	64.41
62.46	62.29	62.13	61.99	61.90	61.76	61.65	61.55	61.44	61.37	61.42	61.62	62.47

VERTICAL FORCE.													
One Scale Division = '00055 parts of the V. F. Change in the Magnetic moment of the Bar for 1° Fah° = '00002.													
Mean Göttingen Time.	0h.	1h.	2h.	3h.	4h.	5h.	6h.	7h.	8h.	9h.	10h.	11h.	
	Sc. Div.	Sc. Div.	Sc. Div.	Sc. Div.	Sc. Div.	Sc. Div.	Sc. Div.	Sc. Div.	Sc. Div.	Sc. Div.	Sc. Div.	Sc. Div.	
NOVEMBER.	2	45.1	44.0	43.5	43.9	44.9	45.5	46.8	46.1	45.5	45.2	45.2	
	3	45.9	45.9	47.0	47.9	49.1	49.8	49.8	47.3	46.7	46.0	45.7	
	4	44.1	45.5	47.0	49.4	50.5	50.8	51.5	51.6	50.5	49.6	48.8	
	5	45.3	45.3	46.5	46.5	47.2	47.2	47.6	47.3	46.6	46.6	45.7	
	6	45.9	45.6	46.2	46.3	46.3	46.9	46.9	46.9	46.4	46.2	45.1	
	7	45.7	45.1	45.6	45.6	45.6	45.7	45.9	46.1	45.8	45.4	43.2	
	8	—	—	—	—	—	—	—	—	—	—	—	—
	9	42.4	42.6	42.5	42.2	42.1	42.1	41.7	41.4	41.5	41.6	41.7	41.7
	10	41.5	41.5	41.8	42.5	43.1	43.1	43.1	43.1	42.6	42.6	42.2	41.8
	11	41.6	41.6	41.6	41.7	41.8	41.9	41.9	41.9	41.9	41.8	40.9	40.1
	12	38.2	37.3	36.9	37.0	37.3	38.1	38.7	39.0	39.1	38.7	39.0	38.5
	13	38.5	38.6	38.6	39.2	39.4	40.1	40.4	40.6	40.5	40.5	40.0	40.0
	14	40.4	40.5	40.8	41.2	41.5	41.5	41.5	40.9	40.7	40.5	40.5	40.1
	15	—	—	—	—	—	—	—	—	—	—	—	—
	16	41.9	42.5	43.4	43.6	43.7	43.7	43.4	43.0	42.9	42.9	42.5	42.1
	17	39.7	39.1	40.9	41.8	42.4	42.6	42.1	41.6	41.7	42.8	43.6	43.5
	18	41.6	41.9	42.1	43.3	42.8	42.9	42.9	42.1	41.8	41.8	41.4	41.4
	19	40.5	40.5	40.8	41.5	42.0	42.6	42.7	40.5	48.4	48.1	47.8	47.5
	20	47.2	48.0	48.8	49.9	51.0	51.6	51.0	51.0	50.5	50.3	49.1	48.2
	21	46.9	46.7	47.1	47.1	47.7	48.2	48.2	48.2	48.0	47.5	47.4	47.0
	22	—	—	—	—	—	—	—	—	—	—	—	—
	23	47.6	47.6	48.3	49.6	50.3	50.4	50.3	50.0	49.6	48.7	48.6	48.0
	24	51.0	52.2	52.3	53.5	54.8	53.0	53.0	53.1	52.7	52.2	51.7	52.2
	25	51.9	52.4	52.7	53.8	54.5	51.4	50.0	54.2	55.4	56.1	56.1	56.3
	26	52.9	52.0	51.1	52.1	53.3	53.3	53.9	53.4	53.4	53.4	53.2	52.5
	27	53.3	52.8	52.6	51.3	50.4	50.2	50.2	50.8	50.9	50.7	50.6	51.6
	28	51.9	52.0	52.6	53.1	52.7	52.8	52.5	52.5	52.2	52.2	52.1	52.1
	29	—	—	—	—	—	—	—	—	—	—	—	—
	30	51.3	51.8	52.6	53.1	53.5	53.3	53.3	52.8	52.2	52.2	51.1	51.1
	Hourly Means	45.29	45.29	45.73	46.28	46.72	46.75	46.77	46.62	46.70	46.52	46.13	45.88
TEMPERATURE OF THE VERTICAL FORCE MAGNET.													
	°	°	°	°	°	°	°	°	°	°	°	°	
NOVEMBER.	2	63.0	63.2	63.6	64.2	64.7	64.8	64.9	64.8	64.6	64.2	64.0	
	3	63.9	64.7	65.5	66.3	67.0	67.5	67.5	67.6	67.2	66.6	65.9	
	4	65.3	66.3	67.5	68.4	69.2	69.9	70.4	70.4	69.4	68.9	68.5	
	5	65.3	65.7	66.2	66.3	66.4	66.4	66.3	66.2	65.9	65.5	65.3	
	6	64.3	64.8	65.2	65.6	65.7	65.7	65.7	65.6	65.4	65.2	64.9	
	7	63.8	64.2	64.7	65.0	65.2	65.2	65.2	65.2	65.0	64.7	64.7	
	8	—	—	—	—	—	—	—	—	—	—	—	—
	9	62.7	62.7	62.9	63.2	63.4	63.6	63.6	63.4	63.3	63.0	63.0	63.0
	10	62.9	63.0	63.4	63.7	63.8	64.0	64.0	64.0	63.7	63.5	63.3	63.0
	11	62.4	62.4	62.7	62.8	63.1	63.3	63.3	63.3	63.2	63.0	62.8	62.8
	12	62.0	62.1	62.3	62.4	62.6	62.7	62.8	62.8	62.8	62.7	62.5	62.5
	13	62.2	62.7	62.9	63.2	63.6	63.8	63.7	63.7	63.6	63.4	63.2	63.1
	14	62.3	62.4	62.7	62.9	63.3	63.4	63.4	63.3	63.2	63.0	62.7	62.6
	15	—	—	—	—	—	—	—	—	—	—	—	—
	16	63.4	64.0	64.7	64.7	65.1	65.2	65.1	64.8	64.5	64.3	64.0	63.8
	17	63.4	64.0	64.5	65.1	65.4	65.7	65.7	65.3	65.4	65.4	65.2	65.1
	18	63.2	63.6	64.0	64.5	64.6	64.6	64.4	64.3	64.1	63.9	63.6	63.5
	19	62.5	62.9	63.4	63.7	64.1	64.3	64.4	64.4	64.2	63.9	63.7	63.4
	20	63.1	63.4	64.1	64.7	65.2	65.3	65.4	65.2	64.9	64.7	64.4	64.2
	21	63.5	63.7	64.2	64.7	65.0	65.2	65.2	65.3	65.0	64.6	64.2	64.0
	22	—	—	—	—	—	—	—	—	—	—	—	—
	23	64.1	64.5	64.7	65.5	65.9	66.1	65.9	65.8	65.5	65.4	65.0	64.7
	24	63.9	64.6	64.9	65.3	65.8	66.3	66.2	66.1	65.7	65.4	65.0	64.7
	25	63.8	64.4	64.9	65.3	65.8	66.0	65.4	64.8	64.7	64.7	64.4	64.3
	26	63.7	64.2	64.4	64.5	64.6	64.5	64.5	64.7	64.9	64.5	64.0	63.8
	27	62.9	63.0	63.0	63.1	63.2	63.5	63.3	63.2	63.2	63.2	63.2	63.9
	28	63.0	63.3	63.8	64.2	64.3	64.3	64.0	63.9	64.2	64.3	64.0	63.4
	29	—	—	—	—	—	—	—	—	—	—	—	—
	30	61.8	62.2	62.7	63.3	63.5	63.6	63.7	63.5	63.3	63.0	62.9	62.7
	Hourly Means	63.30	63.68	64.12	64.50	64.82	65.00	64.96	64.86	64.68	64.44	64.18	64.00

VERTICAL FORCE.

One Scale Division = '00055 parts of the V. F. Change in the Magnetic moment of the Bar for 1° Fahr. = '00002.

12h.	13h.	14h.	15h.	16h.	17h.	18h.	19h.	20h.	21h.	22h.	23h.	Daily and Monthly Means.
Sc. Div.	Sc. Div.	Sc. Div.	Sc. Div.	Sc. Div.	Sc. Div.	Sc. Div.	Sc. Div.	Sc. Div.	Sc. Div.	Sc. Div.	Sc. Div.	Sc. Div.
45'2	45'2	44'8	44'8	44'9	44'7	44'7	44'7	44'7	45'1	45'0	45'6	45'01
45'0	44'7	44'3	44'3	44'3	44'0	43'5	43'5	43'5	43'5	43'5	43'5	45'58
47'6	47'5	47'1	47'1	46'7	46'6	46'2	46'2	46'2	46'0	45'2	45'3	47'71
45'3	45'1	45'2	45'2	45'2	45'4	45'4	45'1	45'4	45'5	45'4	45'4	45'86
44'2	44'1	44'3	44'2	44'0	44'0	44'2	44'2	44'2	44'7	45'2	45'2	45'24
—	—	—	—	—	—	—	—	—	—	—	—	—
41'5	41'5	41'5	41'5	40'9	41'9	42'2	42'2	42'2	42'4	42'4	42'4	43'56
41'7	41'7	41'2	41'0	41'0	40'8	41'0	41'3	40'2	40'6	41'3	41'4	41'53
42'0	42'0	42'0	42'0	42'0	42'0	42'0	41'8	42'0	42'2	42'0	41'6	42'19
40'4	40'5	40'5	40'3	40'3	39'7	39'7	39'7	39'7	39'2	38'8	38'6	40'65
38'9	39'1	39'1	39'2	39'2	39'2	39'5	39'3	39'2	39'1	38'6	38'7	38'62
40'0	40'1	40'1	40'0	39'8	39'8	39'8	40'2	41'4	41'5	41'1	40'9	40'05
—	—	—	—	—	—	—	—	—	—	—	—	—
41'3	41'4	41'4	41'4	41'4	41'4	41'0	41'2	41'2	41'2	41'2	41'3	41'06
42'1	42'1	41'9	41'6	43'2	42'2	41'2	40'7	40'4	40'4	40'1	39'9	42'14
43'5	43'2	42'4	42'4	41'8	41'7	41'8	40'7	41'8	41'8	41'5	41'5	41'91
41'4	41'4	41'7	41'6	41'6	41'3	40'6	41'1	40'6	40'1	40'5	40'3	41'59
47'5	47'5	47'5	47'5	47'5	47'5	47'2	47'2	48'2	47'7	46'8	46'8	45'49
48'2	48'3	48'4	48'3	48'3	48'3	48'3	48'5	47'2	47'2	46'8	46'8	48'80
—	—	—	—	—	—	—	—	—	—	—	—	—
47'5	47'5	47'0	46'6	46'4	46'2	45'9	45'9	45'6	46'2	46'2	46'7	46'99
47'9	47'3	46'6	46'7	46'5	46'5	—	46'5 ^a	50'6	50'9	50'5	49'9	48'75
52'0	51'8	51'8	51'4	51'4	51'3	51'5	51'3	51'0	51'7	51'5	51'4	52'07
54'1	54'0	53'5	52'7	52'7	52'7	52'7	51'8	51'9	51'8	52'5	52'5	53'24
52'5	53'0	52'0	52'2	51'6	51'5	51'2	51'0	51'0	52'3	52'5	52'8	52'42
52'5	51'3	51'4	51'1	51'5	51'1	50'9	50'8	50'9	50'1	51'2	51'6	51'24
—	—	—	—	—	—	—	—	—	—	—	—	—
50'0	51'5	51'3	51'3	50'9	50'7	50'7	51'1	50'0	49'7	50'5	50'8	51'55
51'1	51'1	51'0	50'9	50'8	50'8	50'5	50'7	50'9	50'7	50'1	50'4	51'55
45'74	45'72	45'52	45'41	45'36	45'25	45'07	45'01	45'20	45'26	45'22	45'26	45'78

TEMPERATURE OF THE VERTICAL FORCE MAGNET.

63'7	63'5	63'4	63'2	63'0	62'9	62'9	62'7	62'5	62'6	62'8	63'3	63'60
65'1	64'8	64'5	64'4	64'2	64'0	63'9	63'8	63'7	63'7	63'7	64'5	65'23
67'4	66'9	66'4	66'2	65'9	65'6	65'4	65'2	64'9	64'8	64'9	65'0	67'12
64'8	64'7	64'6	64'5	64'2	64'1	63'9	63'8	63'7	63'7	63'8	64'0	65'01
64'7	64'5	64'3	64'1	64'0	63'9	63'8	63'6	63'4	63'3	63'3	63'6	64'56
—	—	—	—	—	—	—	—	—	—	—	—	—
62'8	62'8	62'8	62'9	62'8	62'8	62'8	62'8	62'8	62'8	62'7	62'7	63'78
63'0	62'8	62'6	62'6	62'5	62'4	62'4	62'3	62'1	62'0	62'1	62'3	62'79
62'9	62'7	62'7	62'7	62'6	62'5	62'3	62'2	62'0	62'0	62'2	62'4	62'98
62'7	62'7	62'6	62'3	62'2	62'2	62'1	61'8	61'7	61'7	61'7	61'7	62'52
62'3	62'2	62'2	62'1	62'0	61'9	61'9	61'9	61'8	61'8	61'7	62'0	62'25
62'9	62'7	62'5	62'4	62'3	62'2	62'2	62'2	62'2	62'0	62'1	62'1	62'79
—	—	—	—	—	—	—	—	—	—	—	—	—
62'8	62'7	62'6	62'5	62'4	62'3	62'2	62'1	62'0	62'0	62'2	62'7	62'65
63'7	63'5	63'4	63'2	63'0	62'8	62'7	62'6	62'4	62'4	62'7	62'9	63'70
64'9	64'8	64'3	63'9	63'8	63'5	63'4	63'3	63'1	63'0	62'9	63'0	64'34
63'3	63'1	62'9	62'8	62'7	62'6	62'5	62'4	62'4	62'2	62'3	62'4	63'33
63'2	63'0	62'9	62'9	62'8	62'7	62'5	62'3	62'3	62'3	62'4	62'7	63'20
64'0	63'9	63'9	63'5	63'3	63'3	63'2	63'1	62'9	63'0	63'1	63'2	63'96
—	—	—	—	—	—	—	—	—	—	—	—	—
64'2	64'2	63'9	63'8	63'6	63'5	63'4	63'1	63'0	63'0	63'2	63'6	64'05
64'3	64'1	63'8	63'8	63'5	63'3	—	63'1 ^a	63'0	63'1	63'2	63'3	64'48
64'4	64'1	64'1	63'9	63'7	63'6	63'3	63'3	63'0	63'0	63'3	63'7	64'46
64'2	64'0	63'9	63'8	63'6	63'5	63'4	63'2	63'1	62'9	62'9	63'3	64'18
63'5	63'3	63'0	62'9	62'8	62'7	62'7	62'5	62'3	62'3	62'2	62'3	63'53
63'8	64'0	63'5	63'4	63'2	63'2	63'2	63'2	62'9	62'7	62'9	63'0	63'24
—	—	—	—	—	—	—	—	—	—	—	—	—
61'5	61'5	61'5	61'5	61'5	61'4	61'4	61'4	61'4	61'4	61'3	61'6	62'67
62'4	62'2	62'2	62'1	62'0	61'8	61'7	61'6	61'4	61'4	61'4	61'7	62'42
63'70	63'55	63'38	63'26	63'10	62'99	62'72	62'76	62'64	62'60	62'68	62'92	63'71

^a Not included in the means.

VERTICAL FORCE.													
One Scale Division = '00055 parts of the V. F. Change in the Magnetic moment of the Bar for 1° Fah. = '00002.													
Mean Göttingen Time.	0h.	1h.	2h.	3h.	4h.	5h.	6h.	7h.	8h.	9h.	10h.	[11h.	
DECEMBER.	1	51·7	52·8	54·1	54·3	54·3	54·3	54·5	53·6	53·6	53·6	52·5	51·8
	2	51·9	52·9	54·1	54·8	55·2	55·8	55·8	55·8	55·1	54·3	53·5	53·4
	3	53·1	53·4	54·1	54·8	55·5	55·9	56·0	56·0	55·3	52·2	51·4	51·0
	4	50·4	50·5	51·6	52·9	53·8	54·0	54·3	54·7	55·0	53·9	53·2	52·7
	5	51·6	52·4	53·3	54·6	55·6	56·3	56·4	46·4	55·8	54·8	53·8	53·5
	6	—	—	—	—	—	—	—	—	—	—	—	—
	7	52·5	52·7	53·1	53·8	54·2	54·4	54·1	53·2	52·5	52·4	49·5	48·6
	8	49·8	49·5	49·4	50·0	50·0	51·0	51·0	50·8	50·4	49·7	49·6	49·0
	9	48·7	49·0	49·0	48·6	48·9	49·0	48·9	49·2	48·8	48·7	47·9	47·9
	10	48·4	48·4	48·4	48·2	50·5	51·7	51·7	51·6	51·2	50·2	49·9	49·1
	11	47·8	48·5	49·9	51·4	52·1	52·1	52·3	52·0	51·6	51·0	50·3	49·7
	12	49·4	49·6	50·5	51·1	52·1	53·5	54·0	54·0	54·0	52·9	52·4	51·7
	13	—	—	—	—	—	—	—	—	—	—	—	—
	14	46·6	47·5	47·5	48·3	48·6	49·0	49·0	48·9	48·4	48·1	47·9	47·9
	15	44·7	44·6	44·6	45·1	45·8	46·0	46·0	46·0	45·9	45·3	45·3	44·8
	16	44·4	45·0	45·4	45·4	45·7	45·8	46·1	46·0	45·4	45·3	45·3	45·3
	17	45·7	45·7	45·7	46·1	46·7	47·4	47·4	47·4	47·0	46·5	46·2	46·0
	18	46·9	47·1	48·0	49·1	49·5	49·6	48·7	47·9	47·9	47·2	47·2	47·0
	19	47·9	49·2	50·5	51·0	51·5	51·9	52·0	52·0	51·5	50·4	50·2	49·9
	20	—	—	—	—	—	—	—	—	—	—	—	—
	21	50·2	50·3	50·7	50·7	50·7	50·6	50·7	50·4	50·0	50·1	49·4	49·2
	22	47·4	48·0	49·3	50·0	50·5	50·3	50·3	50·3	49·8	49·1	48·6	48·2
	23	48·1	48·6	48·8	49·1	50·0	50·5	50·7	50·6	50·6	50·5	50·1	49·0
	24	44·9	45·8	46·3	46·9	47·2	46·8	46·3	46·1	45·7	45·3	45·2	44·3
	25 ^b	—	—	—	—	—	—	—	—	—	—	—	—
	26	—	—	—	—	—	—	—	—	—	—	—	—
	27	—	—	—	—	—	—	—	—	—	—	—	—
	28	42·0	42·0	42·0	42·8	43·5	43·5	43·5	—	52·7	51·9	51·9	51·5
	29	50·1	50·7	51·0	52·5	53·0	52·8	52·4	52·2	51·8	51·3	50·9	50·5
	30	49·8	50·0	50·3	51·0	51·9	51·8	51·5	51·5	51·5	51·3	51·0	50·8
	31	48·7	49·9	50·3	51·4	51·4	51·4	51·8	51·2	50·9	50·5	50·4	50·0
Hourly Means	48·51	48·96	49·52	50·16	50·73	51·02	51·02	51·16	50·90	50·26	49·74	49·31	

TEMPERATURE OF THE VERTICAL FORCE MAGNET.													
DECEMBER.	1	62·4	63·0	63·4	63·8	64·1	64·2	64·2	64·3	63·9	63·5	63·2	63·1
	2	62·6	63·0	63·8	65·0	65·3	65·8	65·6	65·8	65·5	65·1	64·7	64·5
	3	64·2	64·7	65·2	65·4	65·7	66·0	66·2	66·2	66·0	65·8	65·3	65·1
	4	64·0	64·3	65·0	65·5	66·2	66·7	66·8	66·9	66·8	66·3	65·9	65·4
	5	64·8	65·5	66·4	67·3	68·1	68·4	68·4	68·3	67·9	67·4	67·0	66·5
	6	—	—	—	—	—	—	—	—	—	—	—	—
	7	64·5	65·1	65·7	66·2	66·2	66·3	66·2	66·0	65·5	65·2	64·9	64·8
	8	63·7	64·2	64·8	65·4	66·1	66·6	66·3	66·2	65·9	65·5	65·4	65·2
	9	64·9	65·4	65·7	65·7	65·8	65·8	65·7	65·7	65·5	65·2	65·0	64·8
	10	64·2	64·6	65·2	65·7	66·7	67·3	67·9	67·7	67·4	66·9	66·4	66·0
	11	65·2	66·0	67·0	67·7	68·2	68·3	68·4	68·2	68·0	67·5	67·1	66·6
	12	65·7	66·7	67·6	68·3	69·2	69·5	69·7	69·5	69·3	68·7	68·3	67·9
	13	—	—	—	—	—	—	—	—	—	—	—	—
	14	64·7	65·1	65·5	65·8	66·3	66·2	66·3	66·0	65·8	65·5	65·4	65·2
	15	63·9	64·7	65·1	65·2	65·6	65·8	65·9	66·1	65·6	65·4	65·0	64·9
	16	64·1	64·6	64·9	65·2	65·6	65·7	65·7	65·8	65·6	65·3	65·0	64·8
	17	63·7	63·9	64·2	64·5	64·7	65·0	65·3	65·1	65·0	64·9	64·7	64·5
	18	64·2	64·4	64·8	65·2	65·4	65·6	65·5	65·5	65·5	65·2	64·9	64·8
	19	64·7	65·3	66·1	66·3	66·7	67·1	67·2	67·1	66·8	66·4	66·1	65·7
	20	—	—	—	—	—	—	—	—	—	—	—	—
	21	64·7	65·0	65·7	66·2	66·5	66·7	67·0	66·8	66·5	66·1	65·8	65·5
	22	64·5	64·9	65·7	66·5	67·2	67·7	67·7	67·8	67·7	67·2	66·9	66·4
	23	65·8	66·3	66·3	67·0	67·7	68·5	68·6	68·5	68·3	68·1	67·5	67·9
	24	66·5	67·2	68·2	68·9	69·0	69·0	68·8	68·5	68·8	68·7	68·5	67·8
	25 ^b	—	—	—	—	—	—	—	—	—	—	—	—
	26	—	—	—	—	—	—	—	—	—	—	—	—
	27	—	—	—	—	—	—	—	—	—	—	—	—
	28	64·7	64·8	65·3	65·9	66·7	66·8	66·9	—	66·7	66·4	66·2	66·0
	29	65·3	65·9	66·4	67·3	67·6	67·7	67·7	67·5	67·3	67·0	66·7	66·4
	30	65·8	66·2	66·6	67·1	67·2	67·4	67·3	67·2	67·0	66·6	66·5	66·1
	31	65·0	65·4	65·8	66·3	66·7	66·8	66·7	66·6	66·4	66·2	65·9	65·8
Hourly Means	64·55	65·05	65·62	66·14	66·58	66·84	66·88	66·80	66·59	66·24	65·93	65·67	

^a Ten minutes late; not included in the means.

^b Christmas Day.

VERTICAL FORCE.

One Scale Division = '00055 parts of the V. F. Change in the Magnetic moment of the Bar for 1° Fahr. = '00002.

12h.	13h.	14h.	15h.	16h.	17h.	18h.	19h.	20h.	21h.	22h.	23h.	Daily and Monthly Means.
Sc. Div. 51'6	Sc. Div. 51'6	Sc. Div. 51'6	Sc. Div. 51'6	Sc. Div. 51'3	Sc. Div. 50'9	Sc. Div. 50'9	Sc. Div. 50'9	Sc. Div. 50'9	Sc. Div. 51'3	Sc. Div. 51'3	Sc. Div. 52'0	Sc. Div. 52'37
53'4	53'1	53'0	52'9	52'5	52'3	51'9	51'9	52'2	52'3	52'4	53'0	53'48
51'0	51'0	51'0	50'9	50'8	50'6	50'1	50'1	50'2	50'4	49'9	49'9	52'27
52'5	52'2	51'8	51'7	51'7	51'7	51'7	51'7	50'7	51'2	51'2	51'2	52'35
—	—	—	—	—	—	—	—	—	—	—	—	—
51'9	51'6	51'3	50'9	50'7	50'7	50'7 ^a	50'7	50'7	50'8	51'0	51'7	52'89
48'4	48'2	48'0	47'8	47'7	47'7	47'7	48'0	48'0	48'6	48'6	48'6	50'35
49'0	49'0	48'3	48'1	47'8	47'8	47'8	47'8	47'5	47'9	47'9	58'2	49'47
47'6	47'7	47'4	47'4	47'2	47'0	46'7	46'5	47'0	47'0	47'9	47'9	48'00
49'1	48'7	47'9	47'5	47'5	47'5	47'4	47'4	47'2	47'2	47'7	47'7	48'84
49'5	49'0	48'7	48'0	48'0	47'4	47'4	47'4	47'6	48'6	48'7	49'1	49'50
—	—	—	—	—	—	—	—	—	—	—	—	—
48'4	48'4	48'2	48'2	47'7	47'7	47'7	47'9	47'8	47'3	47'0	46'5	49'92
47'9	47'6	47'6	47'6	47'6	47'6	47'6	47'6	48'2	45'6	45'2	44'7	47'60
45'1	44'8	44'8	44'6	44'6	44'3	44'8	44'8	44'8	44'8	44'5	44'2	45'01
45'3	44'9	44'9	44'9	44'9	44'7	44'1	44'1	44'4	45'7	45'7	45'7	45'18
46'0	46'0	45'5	45'6	45'5	45'3	45'6	45'9	47'8	46'8	46'9	46'9	46'32
47'0	47'0	47'0	47'0	47'0	46'6	46'4	46'4	46'2	46'2	45'9	48'4	47'38
—	—	—	—	—	—	—	—	—	—	—	—	—
49'4	48'7	48'5	48'2	48'1	47'8	47'8	47'6	47'8	48'5	49'5	49'9	49'57
48'9	48'8	48'0	47'8	48'0	47'6	48'0	48'2	49'1	47'0	47'4	47'4	49'13
48'1	47'7	47'4	46'9	46'5	46'0	46'0	46'0	45'8	45'9	47'0	47'6	48'03
45'1	45'3	45'3	45'0	44'3	44'3	44'3	44'3	43'4	47'3	43'5	44'5	47'22
44'0	43'2	43'2	43'2	42'8	42'4	42'4	42'4	41'6	42'2	42'4	41'7	44'26
—	—	—	—	—	—	—	—	—	—	—	—	—
—	—	—	—	—	—	—	—	—	—	—	—	—
51'5	51'5	51'0	50'6	50'2	50'2	49'8	49'7	49'7	49'9	50'3	49'4	48'31
50'7	50'6	49'5	49'5	49'5	49'7	49'8	49'3	49'3	48'9	44'7	49'2	50'41
50'7	50'7	50'7	50'7	50'2	50'2	50'2	48'9	49'3	49'4	49'7	48'7	50'49
50'0	49'8	49'6	49'6	49'6	49'7	49'6	49'1	48'2	48'3	48'3	48'8	49'94
48'88	48'68	48'41	48'25	48'07	47'91	47'74	47'78	47'82	47'96	47'78	48'52	49'13

TEMPERATURE OF THE VERTICAL FORCE MAGNET.

62°9	62°8	62°6	62°4	62°2	62°0	62°0	61°7	61°7	61°7	61°8	62°1	62°87
64'2	63'9	63'7	63'7	63'3	63'2	63'0	62'9	62'9	62'9	63'1	63'6	64'05
64'9	64'6	64'2	64'1	63'9	63'7	63'5	63'4	63'2	63'2	63'3	63'5	64'64
65'0	64'9	64'6	64'5	64'2	64'1	63'9	63'7	63'5	63'5	63'8	64'2	64'99
—	—	—	—	—	—	—	—	—	—	—	—	—
65'1	64'9	64'8	64'7	64'5	64'3	64'1 ^a	63'9	63'8	63'7	63'7	64'0	65'80
64'5	64'4	64'2	64'2	64'1	64'0	63'9	63'9	63'9	63'8	63'6	63'6	64'78
65'0	64'7	64'5	64'3	64'2	64'2	64'0	63'9	63'8	63'7	63'7	64'0	64'83
64'6	64'3	64'2	64'1	63'9	63'7	63'5	63'2	63'2	63'2	63'8	64'0	64'62
65'7	65'4	65'1	64'8	64'5	64'3	64'2	64'2	64'0	63'9	64'0	64'3	65'43
66'2	65'8	65'5	65'4	65'0	64'9	64'8	64'6	64'7	64'7	64'7	65'1	66'23
—	—	—	—	—	—	—	—	—	—	—	—	—
65'6	65'5	65'3	65'2	65'0	64'9	64'7	64'7	64'5	64'4	64'5	64'3	66'62
65'0	64'8	64'7	64'4	64'4	64'2	64'0	63'9	63'7	63'6	63'8	63'8	64'92
64'9	64'7	64'7	64'5	64'3	64'0	63'9	63'8	63'5	63'4	63'4	63'7	64'67
64'6	64'4	64'3	64'3	64'1	64'0	63'9	63'8	63'7	63'7	63'4	63'6	64'59
64'2	64'0	64'0	63'8	63'7	63'7	63'5	63'4	63'4	63'3	63'8	64'0	64'18
64'5	64'3	64'1	64'0	63'8	63'7	63'5	63'3	63'2	63'2	63'4	64'0	64'42
—	—	—	—	—	—	—	—	—	—	—	—	—
65'0	64'9	64'9	64'7	64'5	64'3	64'2	63'9	63'7	63'7	63'8	64'3	65'31
65'3	65'1	64'9	64'7	64'5	64'4	64'3	64'0	63'9	64'0	64'0	64'2	65'24
66'1	66'0	65'6	65'4	65'2	64'9	64'7	64'7	64'4	64'3	64'8	65'3	65'90
68'0	67'7	67'5	67'3	67'3	67'2	67'1	66'9	66'4	66'1	65'7	66'0	67'24
67'2	66'8	66'6	66'3	66'2	66'1	65'7	65'4	65'4	65'1	65'2	65'6	67'15
—	—	—	—	—	—	—	—	—	—	—	—	—
—	—	—	—	—	—	—	—	—	—	—	—	—
65'9	65'7	65'5	65'4	65'3	65'1	64'9	64'8	64'5	64'5	64'7	65'0	65'55
66'1	66'0	65'7	65'6	65'5	65'4	65'3	65'0	65'0	65'0	65'0	65'3	66'15
66'0	65'7	65'5	65'3	65'1	65'0	64'9	64'9	64'7	64'6	64'6	64'8	65'92
65'5	65'4	65'2	65'1	65'0	64'9	64'6	64'6	64'4	64'3	64'5	64'7	65'49
65'28	65'07	64'88	64'73	64'55	64'41	64'25	64'10	63'96	63'90	64'02	64'30	65'26

May 24th and 25th.		MAGNETICAL OBSERVATIONS.										
Mean Göttingen Time.		Angular Value of one Scale Division = 0''711.					DECLINATION.					
		10 ^h .	11 ^h .	12 ^h .	13 ^h .	14 ^h .	15 ^h .	16 ^h .	17 ^h .	18 ^h .	19 ^h .	20 ^h .
M.	S.	Sc. Div.	Sc. Div.	Sc. Div.	Sc. Div.	Sc. Div.	Sc. Div.	Sc. Div.	Sc. Div.	Sc. Div.	Sc. Div.	Sc. Div.
0	0	97'4	97'2	97'4	98'0	97'8	99'2	99'3	99'2	99'2	99'2	100'1
5	0	97'6	97'2	97'6	98'0	97'8	99'2	99'3	99'2	99'5	100'2	101'2
10	0	97'6	97'3	97'6	98'0	98'0	99'2	99'1	99'2	99'8	100'3	101'2
15	0	97'3	97'3	97'6	98'0	98'2	99'3	99'1	99'2	99'9	100'6	101'3
20	0	97'3	97'3	98'0	98'0	99'0	99'6	99'1	99'2	99'9	100'8	101'3
25	0	97'3	97'2	98'1	98'0	99'1	99'6	99'1	99'2	99'9	100'8	101'1
30	0	97'6	97'2	98'2	98'0	98'9	99'6	99'1	99'2	99'9	100'9	101'0
35	0	97'6	97'2	98'2	98'1	98'9	99'6	99'1	99'2	99'9	101'0	101'0
40	0	97'4	97'2	98'2	98'1	99'0	99'7	99'1	99'2	99'9	101'1	100'9
45	0	97'3	97'2	98'0	97'9	99'0	99'6	99'1	99'2	100'0	101'1	100'9
50	0	97'3	97'2	98'0	97'8	99'1	99'3	99'2	99'2	100'0	101'1	100'8
55	0	97'2	97'4	98'0	97'6	99'2	99'3	99'2	99'2	100'1	101'1	100'8

M. S.		One Scale Division = '00021 parts of the H. F.					HORIZONTAL FORCE.					
2	0	60'2	58'4	57'6	58'5	58'2	59'5	59'4	59'3	59'9	60'3	61'0
7	0	60'0	58'3	57'5	58'9	58'2	59'5	59'6	59'3	59'9	60'7	61'0
12	0	59'7	58'1	57'5	58'9	58'7	59'5	59'7	59'2	60'0	60'4	61'1
17	0	59'4	57'9	57'7	58'9	58'8	59'2	59'7	59'3	60'0	60'3	61'5
22	0	59'1	57'7	58'8	58'9	58'8	59'1	59'7	59'6	60'0	60'2	61'6
27	0	58'9	57'4	59'0	58'9	58'8	59'1	59'7	59'7	60'0	60'1	61'9
32	0	58'9	57'3	59'0	58'8	58'7	59'2	59'5	59'7	60'0	60'2	61'9
37	0	58'9	57'2	59'0	58'4	58'6	59'2	59'1	59'7	60'0	60'7	62'0
42	0	58'8	57'1	58'5	58'2	58'4	59'1	59'1	59'7	60'1	60'8	62'0
47	0	58'6	57'2	58'1	58'1	58'5	59'2	59'1	59'7	60'2	60'9	62'1
52	0	58'5	57'4	58'1	58'1	58'9	59'2	59'1	59'7	60'2	60'9	62'2
57	0	58'4	57'6	58'4	58'1	59'2	59'3	59'2	59'7	60'2	60'9	62'5

Thermometer		67'7	67'6	67'5	67'7	67'4	67'3	67'0	67'0	67'0	67'0	66'9
-------------	--	------	------	------	------	------	------	------	------	------	------	------

M. S.		One Scale Division = '00081 parts of the V. F.					VERTICAL FORCE.					
3	0	44'3	44'0	43'8	43'6	44'2	44'2	43'5	43'4	43'4	43'4	43'7
8	0	44'3	44'0	43'8	43'6	44'2	44'2	43'5	43'4	43'4	43'4	43'7
13	0	44'3	44'0	43'8	43'6	44'2	44'2	43'5	43'4	43'4	43'4	43'7
18	0	44'3	44'0	43'7	43'6	44'2	44'2	43'5	43'4	43'4	43'4	43'7
23	0	44'0	44'0	43'7	43'6	44'2	44'2	43'5	43'4	43'4	43'4	43'7
28	0	44'0	44'0	43'7	43'6	44'2	44'2	43'5	43'4	43'4	43'4	43'7
33	0	44'0	44'0	43'7	43'6	44'2	44'2	43'5	43'4	43'4	43'4	43'7
38	0	44'0	44'0	43'7	43'4	44'2	44'2	43'5	43'4	43'4	43'4	43'7
43	0	44'0	44'0	43'7	43'4	44'2	44'2	43'5	43'4	43'4	43'4	43'7
48	0	44'0	44'0	43'7	43'4	44'2	44'1	43'5	43'4	43'4	43'4	43'7
53	0	44'0	44'0	43'6	43'6	44'2	43'5	43'5	43'4	43'4	43'7	43'7
58	0	44'0	44'0	43'6	43'6	44'2	43'5	43'4	43'4	43'4	43'7	43'7

Thermometer		67'9	67'9	67'7	67'7	67'6	67'5	67'3	67'3	67'3	66'8	66'8
-------------	--	------	------	------	------	------	------	------	------	------	------	------

Increasing Numbers denote decreasing westerly Declination.

METEOROLOGICAL OBSERVATIONS.

Mean Göttingen Time.			Barometer at 32°.	Thermometers.		Wind.		Extent of Cloudy Sky.	Weather.
				Dry.	Wet.	Direction.	Force.		
D.	H.	M.	In.	°	°		lbs.		
24	10	0	28'293	62'9	60'4	S.E.	0'0	0'8	Fair; moon and stars; cum. and strat.
	11	0	28'297	62'9	61'2	S.E.	0'1	0'7	Cloudy; moonlight; cum.-strat.
	12	0	28'299	62'6	61'0	S.E.	0'1	0'9	Cloudy; strat. and cum.
	13	0	28'286	62'8	61'0	S.E.	0'4	0'5	Fair; stars bright; cum. and strat.
	14	0	28'282	62'7	61'6	S.E.	0'3	0'7	Fair; stars bright; cum. and strat.
	15	0	28'277	62'4	61'2	S.E. by E.	0'3	0'8	Cloudy; a few dim stars; strat.
	16	0	28'278	62'3	60'8	S.E. by E.	0'3	0'8	Cloudy; stars dim; cum. and strat.
	17	0	28'278	62'0	60'2	S.E.	0'5	0'9	Nearly overcast; stars dim; strat.
	18	0	28'284	62'2	60'2	S.E.	0'5	0'5	Fair; starlight; strat.
	19	0	28'292	62'2	60'2	S.E.	0'5	0'5	Fair; strat. and cum.
	20	0	28'306	62'5	61'3	S.E.	0'5	0'9	Cloudy; strat. and cum.
	21	0	28'332	63'1	62'0	S.E.	0'6	0'9	Cloudy; dull; cum. and strat.

MAGNETICAL OBSERVATIONS.

May 24th and 25th.

DECLINATION.

Angular Value of one Scale Division = 0'711.

21h.	22h.	23h.	0h.	1h.	2h.	3h.	4h.	5h.	6h.	7h.	8h.	9h.
Sc. Div. 100'8	Sc. Div. 100'0	Sc. Div. 100'0	Sc. Div. 100'0	Sc. Div. 100'0	Sc. Div. 99'4	Sc. Div. 99'3	Sc. Div. 98'9	Sc. Div. 98'2	Sc. Div. 97'7	Sc. Div. 97'5	Sc. Div. 97'9	Sc. Div. 97'0
100'4	100'0	99'9	100'0	100'0	99'4	99'2	98'9	98'2	97'8	97'4	97'8	97'0
100'2	100'1	100'0	99'9	99'8	99'4	99'1	98'9	98'2	97'8	97'4	97'7	97'5
100'0	100'0	100'0	99'9	99'8	99'3	99'1	98'9	98'2	97'9	97'8	97'8	98'0
100'0	100'2	100'1	99'9	99'5	99'3	99'1	98'8	98'2	97'8	97'9	97'8	98'3
100'0	100'0	100'0	99'9	99'5	99'5	99'1	98'8	98'2	97'6	97'7	97'8	98'6
99'9	100'0	100'2	100'1	99'5	99'8	99'1	98'8	98'0	97'6	97'8	97'8	98'6
99'9	100'1	100'2	100'1	99'4	99'9	99'1	98'7	97'9	97'5	97'8	97'8	98'6
100'0	100'0	100'2	100'1	99'4	99'9	99'0	98'5	98'0	97'4	98'0	97'9	98'6
100'0	100'1	100'1	100'1	99'7	99'9	99'0	98'4	97'9	97'5	97'9	97'9	98'6
100'0	100'0	100'0	100'0	99'8	99'6	98'9	98'4	97'8	97'5	97'9	97'6	98'4
100'0	100'0	100'0	100'0	99'5	99'4	98'9	98'2	97'7	97'6	97'9	97'2	98'4

HORIZONTAL FORCE.

Change in the Magnetic moment of the Bar for 1° Fah° = '00028.

62'8	64'3	65'4	65'9	65'0	63'0	61'9	60'2	59'2	59'2	58'9	58'6	59'0
62'9	64'5	65'5	65'9	64'2	63'0	61'9	60'0	59'1	59'4	58'5	58'5	59'9
62'9	64'8	65'6	66'0	64'2	63'0	61'9	60'1	59'1	59'6	58'5	58'3	60'5
63'1	64'8	65'7	65'9	64'1	62'9	61'8	60'2	59'1	59'4	58'9	58'3	61'0
63'3	65'0	65'6	65'5	64'0	62'9	61'2	60'0	58'9	59'2	58'9	58'1	60'9
63'5	65'0	65'6	65'5	63'9	62'8	61'0	59'8	58'9	59'4	58'9	58'1	60'9
63'8	65'0	65'9	65'6	63'9	62'7	61'0	59'8	58'9	59'4	58'9	58'1	60'7
63'9	65'0	66'0	65'5	63'7	62'5	60'9	59'6	59'0	59'2	58'9	58'1	60'7
64'0	65'1	65'8	65'2	63'7	62'2	60'5	59'9	59'1	59'2	59'0	58'1	60'7
64'0	65'3	65'9	65'0	63'8	62'1	60'1	59'8	59'0	59'2	58'9	58'0	60'1
64'1	65'4	65'9	64'8	63'2	62'0	60'1	59'6	59'0	59'2	59'0	58'0	60'0
64'2	65'5	66'0	64'9	63'1	62'0	60'1	59'3	59'0	59'2	58'9	58'1	60'1
66'9	66'8	66'8	66'9	67'0	67'8	68'1	68'5	68'8	68'6	68'1	68'1	68'1

VERTICAL FORCE.

Change in the magnetic moment of the Bar for 1° Fah° = '00002.

43'7	43'7	43'9	43'8	43'9	43'9	44'0	43'8	43'8	44'3	44'5	44'6	44'6
43'7	43'7	43'9	43'8	43'9	43'9	44'0	43'8	43'8	44'1	44'5	44'6	44'6
43'7	43'8	43'9	43'8	43'9	44'2	44'0	43'7	43'8	44'2	44'6	44'6	44'6
43'7	43'8	43'9	43'8	43'9	44'2	44'0	43'7	43'9	43'9	44'6	44'6	44'6
43'7	43'8	43'9	43'8	43'9	44'2	43'8	43'7	43'9	43'9	44'6	44'6	44'6
43'7	43'8	43'9	43'8	43'9	44'2	43'8	43'7	43'9	43'9	44'6	44'6	44'6
43'7	43'8	43'9	43'8	43'9	44'2	43'8	43'7	43'8	43'9	44'6	44'6	44'6
43'7	43'8	43'9	43'9	43'9	44'2	43'8	43'8	43'9	43'9	44'6	44'6	44'6
43'7	43'8	43'9	43'9	43'9	44'2	43'8	43'8	43'8	43'9	44'6	44'6	44'6
43'7	43'9	43'9	43'9	43'9	44'2	43'8	43'8	44'3	43'9	44'6	44'6	44'6
43'7	43'9	43'9	43'9	43'9	44'2	43'8	43'8	44'3	43'8	44'6	44'6	44'6
66'5	66'5	66'5	66'7	66'9	67'3	67'9	68'0	68'2	68'2	68'2	68'2	68'2

and increasing Horizontal and Vertical Force.

METEOROLOGICAL OBSERVATIONS.

Mean Göttingen Time.			Barometer at 32°.	Thermometers.		Wind.		Extent of Cloudy Sky.	Weather.
D.	H.	M.		Dry.	Wet.	Direction.	Force.		
24	22	0	28'343	63'6	61'7	S.E.	0'6	0'9	Cloudy; fair; strat.
	23	0	28'342	64'1	61'2	S.E.	0'7	0'9	Cloudy and dull; cum.-strat.
25	0	0	28'338	65'7	63'0	S.E. by E.	0'5	0'8	Fair; cum.-strat.
	1	0	28'321	66'4	64'2	S.E. by E.	0'4	0'7	Cloudy; fine; cum. and strat.
	2	0	28'295	66'5	63'5	S.E. by S.	0'6	0'8	Cloudy; fair; strat. and cum.
	3	0	28'273	66'6	63'7	S.E. by S.	0'8	0'9	Cloudy; faint sunshine; cum. and strat.
	4	0	28'270	66'5	62'9	S.E. by S.	0'8	1'0	Nearly overcast; cum. and strat.
	5	0	28'272	65'7	62'9	S.E. by S.	0'8	1'0	Cloudy; cum. and strat.
	6	0	28'274	64'5	62'1	S.E.	0'8	0'9	Cloudy; dull; cum. and strat.
	7	0	28'277	63'7	62'8	S.E.	0'8	1'0	Nearly overcast; hazy; cum. and strat.
	8	0	28'287	63'6	62'4	S.E.	0'8	1'0	Overcast; faint moonlight; cum. and strat.
	9	0	28'302	63'3	61'8	S.E. by S.	0'8	1'0	Overcast; moonlight; cum. and strat.

August 30th and 31st.		MAGNETICAL OBSERVATIONS.										
Mean Göttingen Time.		Angular Value of one Scale Division = 0'711.						DECLINATION.				
		10h.	11h.	12h.	13h.	14h.	15h.	16h.	17h.	18h.	19h.	20h.
M.	s.	Sc. Div.	Sc. Div.	Sc. Div.	Sc. Div.	Sc. Div.	Sc. Div.	Sc. Div.	Sc. Div.	Sc. Div.	Sc. Div.	Sc. Div.
0	0	95°0	95°0	95°1	94°9	95°5	95°1	95°9	95°7	94°9	98°7	100°8
5	0	94°8	95°1	95°1	95°3	95°5	95°1	95°8	95°8	94°9	98°8	100°8
10	0	94°9	95°1	95°0	95°9	95°5	95°1	95°9	95°8	95°0	99°0	100°5
15	0	94°9	95°0	95°1	96°1	95°6	95°1	96°0	95°7	95°2	99°2	100°3
20	0	94°8	95°1	95°1	96°1	95°8	95°2	95°8	95°4	96°1	99°3	100°1
25	0	95°0	95°1	95°0	96°1	95°8	95°2	95°8	95°2	96°9	99°8	100°0
30	0	95°2	95°1	95°0	95°7	95°9	95°4	95°6	95°2	97°2	100°0	100°0
35	0	95°3	95°2	95°0	95°4	95°9	95°5	95°6	95°1	97°4	100°2	99°9
40	0	95°2	95°1	95°0	95°4	95°9	95°8	95°6	95°1	97°4	100°3	100°2
45	0	95°1	95°1	94°9	95°8	95°9	95°9	95°5	95°2	97°8	100°4	100°0
50	0	95°2	95°1	94°9	95°8	95°7	95°8	95°6	95°3	98°1	100°6	100°1
55	0	95°1	95°1	94°9	95°8	95°3	95°8	95°5	95°1	98°2	100°5	99°4

M. s.		One Scale Division = '00021 parts of the H. F.						HORIZONTAL FORCE.				
		62°4	61°4	62°1	64°0	65°8	63°6	63°9	64°0	65°7	65°0	63°7
2	0	62°4	61°4	62°1	64°0	65°8	63°6	63°9	64°0	65°7	65°0	63°7
7	0	62°3	61°7	62°1	65°1	65°7	63°6	63°6	64°4	65°9	64°8	63°6
12	0	62°2	61°8	62°1	66°8	65°1	63°8	63°8	64°4	65°9	64°8	63°3
17	0	62°2	61°9	62°1	67°7	64°9	63°9	63°9	64°4	65°8	64°9	63°4
22	0	62°2	62°0	62°1	68°0	64°8	63°9	63°9	64°4	65°7	64°9	63°7
27	0	62°2	62°2	62°1	67°9	64°1	63°8	64°0	64°3	65°7	64°9	64°0
32	0	62°2	62°5	62°1	67°4	64°0	63°5	63°9	64°4	65°7	64°6	64°0
37	0	62°1	62°7	62°1	67°0	63°9	63°5	63°9	64°4	65°7	64°5	64°0
42	0	61°9	62°8	62°1	66°6	63°8	63°5	64°0	64°5	65°7	64°2	64°0
47	0	61°5	62°8	61°8	66°2	63°8	63°8	63°9	64°5	65°8	64°1	64°0
52	0	61°3	62°8	61°9	66°0	63°9	63°9	64°0	64°9	65°4	64°1	64°0
57	0	61°2	62°6	62°9	65°9	63°8	63°9	63°9	65°2	65°2	64°0	64°0

M. s.		One Scale Division = '00083 parts of the V. F.						VERTICAL FORCE.				
		45°4	46°2	45°7	45°8	45°8	45°8	45°9	45°8	45°7	45°8	45°1
3	0	45°4	46°2	45°7	45°8	45°8	45°8	45°9	45°8	45°7	45°8	45°1
8	0	45°4	46°0	45°7	45°8	45°8	45°9	45°9	46°0	45°7	45°8	45°5
13	0	45°4	45°9	45°7	45°8	45°8	45°9	45°9	46°0	45°8	45°8	45°5
18	0	45°8	45°8	45°7	46°0	45°8	45°9	45°9	46°0	45°8	45°8	45°5
23	0	45°8	45°8	45°7	46°2	45°9	45°9	45°9	46°0	45°9	45°8	45°2
28	0	45°9	46°1	45°7	46°2	45°9	45°9	45°9	45°9	46°0	45°8	45°2
33	0	46°4	46°2	45°7	46°2	45°9	45°9	45°9	45°9	46°0	45°8	45°2
38	0	46°5	46°2	45°7	45°8	45°9	45°9	45°9	45°9	45°9	45°8	45°2
43	0	46°5	46°1	45°7	45°8	45°9	45°9	45°9	45°9	45°9	45°8	45°2
48	0	46°2	46°1	45°7	45°8	45°9	45°9	45°9	45°9	45°9	45°9	45°2
53	0	46°2	46°1	45°8	45°8	45°9	45°9	45°9	45°9	45°9	45°9	45°2
58	0	46°2	46°1	45°8	45°8	45°9	45°9	45°9	45°9	45°8	45°5	45°2

Thermometer		60°0	60°0	60°0	60°0	60°0	60°0	60°0	59°9	59°9	60°0	60°0
Thermometer		60°0	60°0	60°0	60°0	60°0	60°0	60°0	59°9	59°9	60°0	60°0

Thermometer		60°0	60°1	60°2	60°2	60°3	60°3	60°3	60°3	60°3	60°3	60°2
Thermometer		60°0	60°1	60°2	60°2	60°3	60°3	60°3	60°3	60°3	60°3	60°2

Increasing Numbers denote decreasing westerly Declination.

METEOROLOGICAL OBSERVATIONS.												
Mean Göttingen Time.			Barometer at 32°.	Thermometers.		Wind.		Extent of Cloudy Sky.	Weather.			
				Dry.	Wet.	Direction.	Force.					
D.	H.	M.	In.	°	°		lbs.					
30	10	0	28°334	55°6	55°7	S.E.	0°0	1°0	Overcast; mist and rain; nim.			
	11	0	28°340	55°4	55°5	S.E. by E.	0°0	1°0	Overcast; mist and rain; nim.			
	12	0	28°338	55°1	55°1	S.E.	0°0	1°0	Overcast; moonlight; rain; nim.			
	13	0	28°338	55°4	55°6	S.E.	0°0	1°0	Overcast; moonlight; strat.			
	14	0	28°319	55°2	55°3	S.E.	0°0	1°0	Overcast; misty; wet; strat.			
	15	0	28°302	55°2	55°3	S.E.	0°0	1°0	Overcast; misty; strat.			
	16	0	28°287	55°1	55°1	S.E. by S.	0°0	1°0	Overcast; moonlight; mist and rain.			
	17	0	28°284	55°0	55°0	S.E. by S.	0°0	1°0	Overcast; moonlight; misty.			
	18	0	28°285	55°0	55°1	S.E.	0°0	1°0	Overcast; mist and rain; nim.			
	19	0	28°300	54°9	55°0	S.E.	0°0	1°0	Overcast; mist and rain.			
	20	0	28°310	54°7	54°8	S.E.	0°1	1°0	Overcast; thick mist; strat.			
	21	0	28°324	55°2	55°4	S.E. by S.	0°1	1°0	Overcast; hazy; strat.			

MAGNETICAL OBSERVATIONS.

August 30th and 31st.

DECLINATION.

Angular Value of one Scale Division = 0'711.

21h.	22h.	23h.	0h.	1h.	2h.	3h.	4h.	5h.	6h.	7h.	8h.	9h.
Sc. Div. 99'1	Sc. Div. 97'1	Sc. Div. 95'9	Sc. Div. 93'9	Sc. Div. 93'2	Sc. Div. 91'6	Sc. Div. 93'2	Sc. Div. 94'1	Sc. Div. 97'0	Sc. Div. 96'0	Sc. Div. 95'4	Sc. Div. 95'7	Sc. Div. 96'0
99'0	97'0	95'8	94'1	93'1	92'0	93'4	94'8	97'0	96'0	95'6	95'4	96'0
98'9	96'4	95'1	94'1	93'0	92'2	93'6	94'9	97'0	96'0	95'8	95'2	96'0
99'0	96'1	95'0	94'0	92'7	92'2	93'6	95'1	97'0	95'8	95'7	95'1	96'0
99'0	96'1	95'0	94'0	92'8	92'1	93'6	95'7	97'0	95'7	95'6	95'1	96'0
98'5	96'3	94'9	93'9	92'3	92'0	93'2	95'9	97'0	95'4	95'6	95'2	96'0
98'2	96'0	94'9	94'0	92'1	92'1	93'1	96'0	97'0	95'4	95'6	95'9	96'0
98'2	96'0	94'4	93'8	91'9	92'2	93'2	96'3	96'9	95'3	95'9	95'9	96'0
98'0	96'0	94'3	93'6	91'8	92'4	93'3	96'6	96'8	95'2	95'9	95'9	96'0
97'8	96'0	94'4	93'7	91'4	92'6	93'6	96'9	96'5	95'0	95'9	95'9	96'0
97'4	95'9	94'2	93'5	91'1	93'1	93'8	97'0	96'4	95'1	95'9	95'9	96'0
97'2	95'9	93'9	93'4	91'4	93'1	93'8	97'0	96'0	95'2	95'6	96'0	95'9

HORIZONTAL FORCE.

Change in the Magnetic moment of the Bar for 1° Fah°. = '00028.

64'2	65'2	66'5	67'4	67'0	65'8	64'9	63'2	62'9	63'0	63'0	60'7	61'0
64'3	65'0	66'5	67'5	67'0	65'8	64'8	63'1	63'0	63'0	63'0	60'6	61'0
64'5	64'9	66'8	67'6	66'8	65'8	64'7	63'1	63'0	62'9	63'0	60'6	61'0
64'6	64'1	66'9	67'2	67'1	65'8	64'5	63'1	63'1	62'9	63'0	60'7	61'0
65'0	64'3	67'0	67'0	67'2	65'7	64'4	63'1	63'1	62'8	62'8	60'9	61'0
65'1	64'8	67'0	67'2	67'2	65'6	64'0	63'4	63'1	62'6	62'8	61'0	60'9
65'1	64'9	67'1	67'2	67'0	65'4	63'5	63'2	63'1	62'5	62'6	61'1	60'9
65'1	65'0	67'0	67'0	66'8	65'3	63'2	63'1	63'0	62'7	62'2	61'2	60'9
65'2	65'1	67'2	66'9	66'7	65'1	63'2	63'1	62'9	62'7	62'0	61'3	60'9
65'3	65'1	67'2	66'8	66'6	65'3	63'6	63'0	62'9	62'7	61'9	61'2	61'0
65'3	65'7	67'1	67'1	66'1	65'2	63'5	62'8	62'9	62'9	61'4	61'1	61'0
65'5	66'0	67'2	67'2	66'0	65'1	63'4	62'9	62'9	62'8	61'0	61'0	61'1
59'8	60'0	59'9	60'3	60'7	61'0	61'3	61'8	61'8	61'7	61'4	61'0	61'0

VERTICAL FORCE.

Change in the magnetic moment of the Bar for 1° Fah°. = '00002.

45'2	45'2	45'6	46'2	47'1	47'4	47'6	47'6	47'3	46'8	46'4	46'3	46'2
45'2	45'2	45'6	46'2	47'1	47'4	47'5	47'6	47'3	46'8	46'4	46'0	46'2
45'2	45'2	45'6	46'2	47'1	47'4	47'5	47'6	47'2	46'9	46'4	46'0	46'2
45'2	45'2	45'8	46'3	47'1	47'5	47'6	47'6	47'2	46'9	46'3	46'0	46'2
45'2	45'2	45'8	46'5	47'1	47'5	47'6	47'6	47'2	46'9	46'3	46'0	46'0
45'2	45'5	45'9	46'5	47'1	47'5	47'6	47'6	47'2	46'7	46'3	46'0	46'0
45'2	45'5	46'0	46'5	47'1	47'5	47'6	47'6	47'2	46'6	46'3	46'2	46'0
45'2	45'5	46'0	46'7	47'1	47'5	47'6	47'6	47'1	46'6	46'3	46'2	46'0
45'2	45'5	46'0	46'7	47'1	47'5	47'6	47'6	47'1	46'6	46'3	46'2	46'0
45'2	45'6	46'1	46'7	47'1	47'5	47'6	47'6	47'1	46'6	46'3	46'2	45'9
45'2	45'6	46'1	46'7	47'1	47'6	47'6	47'5	47'1	46'6	46'3	46'2	46'0
45'2	45'6	46'3	46'7	47'1	47'6	47'6	47'5	47'1	46'6	46'3	46'2	46'0
59'8	59'8	59'9	60'2	60'5	60'9	61'3	61'3	61'4	61'6	61'4	61'4	61'4

and increasing Horizontal and Vertical Force.

METEOROLOGICAL OBSERVATIONS.

Mean Göttingen Time.	Barometer at 32°.	Thermometers.		Wind.		Extent of Cloudy Sky.	Weather.		
		Dry.	Wet.	Direction.	Force.				
D. 30	H. 22	M. 0	In. 28'340	° 55'7	° 55'7	S.E. by S.	0'1	1'0	Overcast; mist and light rain.
	23	0	28'344	57'4	57'4	S.E. by S.	0'1	1'0	Overcast; rain; cum. and strat.
31	0	0	28'327	57'9	57'5	S.E. by S.	1'0	1'0	Overcast; thick wet mist.
	1	0	28'306	57'7	57'2	S.E.	1'2	—	Nearly overcast; cum.-strat.
	2	0	28'301	57'9	57'5	S.E.	1'1	1'0	Overcast; fair; strat.
	3	0	28'288	58'9	57'7	S.E.	1'0	0'7	Cloudy; fair; cum. and strat.
	4	0	28'276	58'2	57'7	S.E.	0'4	1'0	Overcast; mist and rain; nim.
	5	0	28'286	57'6	57'0	S.E.	1'2	1'0	Overcast; wet mist.
	6	0	28'297	56'8	56'2	S.E.	1'1	1'0	Overcast; dull; cum.-strat.
	7	0	28'300	56'0	55'9	S.E.	1'2	1'0	Overcast; mist and rain; nim.
	8	0	28'323	55'8	55'8	S.E.	1'2	1'0	Overcast; dark thick mist; strat.
	9	0	28'337	55'9	56'1	S.E.	1'0	1'0	Overcast; thick wet mist.

November 29th and 30th.		MAGNETICAL OBSERVATIONS.											
Mean Göttingen Time.		Angular Value of one Scale Division = 0 ^o 711.										DECLINATION.	
		10 ^h .	11 ^h .	12 ^h .	13 ^h .	14 ^h .	15 ^h .	16 ^h .	17 ^h .	18 ^h .	19 ^h .	20 ^h .	
M.	s.	Sc. Div.	Sc. Div.	Sc. Div.	Sc. Div.	Sc. Div.	Sc. Div.	Sc. Div.	Sc. Div.	Sc. Div.	Sc. Div.	Sc. Div.	
0	0	94 ^o 9	94 ^o 8	95 ^o 0	94 ^o 9	94 ^o 8	94 ^o 1	94 ^o 1	93 ^o 9	93 ^o 8	93 ^o 1	90 ^o 8	
5	0	94 ^o 9	94 ^o 9	94 ^o 9	94 ^o 9	94 ^o 8	94 ^o 1	94 ^o 2	93 ^o 9	93 ^o 6	93 ^o 0	90 ^o 9	
10	0	94 ^o 9	94 ^o 9	94 ^o 9	94 ^o 9	94 ^o 8	94 ^o 1	94 ^o 1	93 ^o 9	93 ^o 4	92 ^o 8	90 ^o 9	
15	0	94 ^o 8	94 ^o 9	94 ^o 9	94 ^o 9	94 ^o 8	94 ^o 1	94 ^o 1	93 ^o 9	93 ^o 6	92 ^o 6	90 ^o 8	
20	0	94 ^o 8	95 ^o 0	94 ^o 9	95 ^o 0	94 ^o 8	94 ^o 1	94 ^o 1	94 ^o 0	93 ^o 4	92 ^o 2	90 ^o 6	
25	0	94 ^o 8	95 ^o 0	94 ^o 9	95 ^o 0	94 ^o 7	94 ^o 1	94 ^o 0	94 ^o 0	93 ^o 5	92 ^o 1	90 ^o 3	
30	0	94 ^o 5	95 ^o 0	94 ^o 9	94 ^o 9	94 ^o 7	94 ^o 1	94 ^o 0	94 ^o 0	93 ^o 5	92 ^o 1	90 ^o 3	
35	0	94 ^o 8	95 ^o 0	94 ^o 9	94 ^o 9	94 ^o 7	94 ^o 1	94 ^o 0	94 ^o 0	93 ^o 4	91 ^o 8	90 ^o 1	
40	0	94 ^o 8	95 ^o 0	94 ^o 9	94 ^o 9	94 ^o 5	94 ^o 1	94 ^o 0	94 ^o 0	93 ^o 4	91 ^o 4	90 ^o 1	
45	0	94 ^o 8	95 ^o 0	94 ^o 9	94 ^o 9	94 ^o 4	94 ^o 1	94 ^o 0	94 ^o 0	93 ^o 4	91 ^o 2	90 ^o 3	
50	0	94 ^o 8	95 ^o 1	94 ^o 9	94 ^o 8	94 ^o 3	94 ^o 1	94 ^o 0	94 ^o 0	93 ^o 3	91 ^o 1	90 ^o 2	
55	0	94 ^o 8	95 ^o 0	94 ^o 8	94 ^o 8	94 ^o 1	94 ^o 1	93 ^o 9	93 ^o 9	93 ^o 2	90 ^o 9	90 ^o 1	

		One Scale Division = ^o 00021 parts of the H. F.										HORIZONTAL FORCE.	
M.	s.	58 ^o 2	59 ^o 1	58 ^o 8	59 ^o 0	59 ^o 2	59 ^o 1	59 ^o 1	59 ^o 3	59 ^o 4	60 ^o 2	62 ^o 4	
2	0	58 ^o 5	59 ^o 1	58 ^o 9	59 ^o 0	59 ^o 2	59 ^o 1	59 ^o 2	59 ^o 4	59 ^o 4	60 ^o 4	62 ^o 7	
7	0	58 ^o 3	59 ^o 0	58 ^o 8	59 ^o 0	59 ^o 2	59 ^o 1	59 ^o 2	59 ^o 4	59 ^o 6	60 ^o 6	62 ^o 9	
12	0	58 ^o 1	58 ^o 9	58 ^o 9	59 ^o 0	59 ^o 2	59 ^o 1	59 ^o 2	59 ^o 3	59 ^o 8	60 ^o 8	63 ^o 0	
17	0	58 ^o 2	58 ^o 9	59 ^o 0	59 ^o 0	59 ^o 2	59 ^o 1	59 ^o 2	59 ^o 3	59 ^o 8	60 ^o 9	63 ^o 1	
22	0	58 ^o 2	58 ^o 8	59 ^o 0	59 ^o 0	59 ^o 1	59 ^o 1	59 ^o 2	59 ^o 3	59 ^o 8	61 ^o 0	63 ^o 2	
27	0	58 ^o 9	58 ^o 8	59 ^o 0	59 ^o 0	59 ^o 1	59 ^o 1	59 ^o 2	59 ^o 3	59 ^o 8	61 ^o 0	63 ^o 4	
32	0	59 ^o 0	58 ^o 8	59 ^o 0	59 ^o 0	59 ^o 1	59 ^o 1	59 ^o 2	59 ^o 3	59 ^o 8	61 ^o 2	63 ^o 6	
37	0	59 ^o 1	59 ^o 0	59 ^o 0	59 ^o 0	59 ^o 1	59 ^o 1	59 ^o 2	59 ^o 2	59 ^o 8	61 ^o 5	63 ^o 8	
42	0	59 ^o 1	59 ^o 0	58 ^o 9	59 ^o 0	59 ^o 1	59 ^o 1	59 ^o 3	59 ^o 2	59 ^o 8	61 ^o 8	63 ^o 9	
47	0	59 ^o 0	59 ^o 0	58 ^o 9	59 ^o 0	59 ^o 1	59 ^o 1	59 ^o 3	59 ^o 2	59 ^o 8	61 ^o 9	64 ^o 0	
52	0	59 ^o 1	58 ^o 9	58 ^o 9	59 ^o 1	59 ^o 1	59 ^o 1	59 ^o 3	59 ^o 3	59 ^o 8	62 ^o 2	64 ^o 1	
57	0												

Thermometer	62 ^o 7	62 ^o 7	62 ^o 2	62 ^o 1	62 ^o 0	62 ^o 4	62 ^o 1	62 ^o 1	62 ^o 1	61 ^o 9	61 ^o 8
-------------	-------------------	-------------------	-------------------	-------------------	-------------------	-------------------	-------------------	-------------------	-------------------	-------------------	-------------------

		One Scale Division = ^o 00090 parts of the V. F.										VERTICAL FORCE.	
M.	s.	51 ^o 8	52 ^o 0	52 ^o 0	52 ^o 0	52 ^o 0	52 ^o 0	52 ^o 0	52 ^o 0	52 ^o 0	52 ^o 0	52 ^o 3	
3	0	51 ^o 8	52 ^o 0	52 ^o 0	52 ^o 0	52 ^o 0	52 ^o 0	52 ^o 0	52 ^o 0	52 ^o 0	52 ^o 0	52 ^o 5	
8	0	51 ^o 8	52 ^o 0	52 ^o 0	52 ^o 0	52 ^o 0	52 ^o 0	52 ^o 0	52 ^o 0	52 ^o 0	52 ^o 2	52 ^o 5	
13	0	51 ^o 8	52 ^o 0	52 ^o 0	52 ^o 0	52 ^o 0	52 ^o 0	52 ^o 0	52 ^o 0	52 ^o 0	52 ^o 3	52 ^o 2	
18	0	51 ^o 8	52 ^o 0	52 ^o 0	52 ^o 0	52 ^o 0	52 ^o 0	52 ^o 0	52 ^o 0	52 ^o 0	52 ^o 3	52 ^o 2	
23	0	51 ^o 8	52 ^o 0	52 ^o 0	52 ^o 0	52 ^o 0	52 ^o 0	52 ^o 0	52 ^o 0	52 ^o 0	52 ^o 3	52 ^o 2	
28	0	51 ^o 8	52 ^o 0	52 ^o 0	52 ^o 1	52 ^o 0	52 ^o 0	52 ^o 0	52 ^o 0	52 ^o 0	52 ^o 3	52 ^o 2	
33	0	51 ^o 8	52 ^o 0	52 ^o 0	52 ^o 0	52 ^o 0	52 ^o 0	52 ^o 0	52 ^o 0	52 ^o 0	52 ^o 3	52 ^o 2	
38	0	52 ^o 0	52 ^o 0	52 ^o 0	52 ^o 0	52 ^o 0	52 ^o 0	52 ^o 0	52 ^o 0	52 ^o 0	52 ^o 3	52 ^o 2	
43	0	52 ^o 0	52 ^o 0	52 ^o 0	52 ^o 0	52 ^o 0	52 ^o 0	52 ^o 0	52 ^o 0	52 ^o 0	52 ^o 3	52 ^o 3	
48	0	52 ^o 0	52 ^o 0	52 ^o 0	52 ^o 0	52 ^o 0	52 ^o 0	52 ^o 0	52 ^o 0	52 ^o 0	52 ^o 3	52 ^o 3	
53	0	52 ^o 0	52 ^o 0	52 ^o 0	52 ^o 0	52 ^o 0	52 ^o 0	52 ^o 0	52 ^o 0	52 ^o 0	52 ^o 3	52 ^o 3	
58	0	52 ^o 0	52 ^o 0	52 ^o 0	52 ^o 0	52 ^o 0	52 ^o 0	52 ^o 0	52 ^o 0	52 ^o 0	52 ^o 3	52 ^o 3	

Thermometer	62 ^o 7	62 ^o 7	62 ^o 7	62 ^o 5	62 ^o 5	62 ^o 5	62 ^o 4	62 ^o 4	62 ^o 3	62 ^o 2	62 ^o 2
-------------	-------------------	-------------------	-------------------	-------------------	-------------------	-------------------	-------------------	-------------------	-------------------	-------------------	-------------------

Increasing Numbers denote decreasing westerly Declination.

METEOROLOGICAL OBSERVATIONS.												
Mean Göttingen Time.			Barometer at 32 ^o .	Thermometers.		Wind.		Extent of Cloudy Sky.	Weather.			
				Dry.	Wet.	Direction.	Force.					
D.	H.	M.	In.	o	o		lbs.					
29	10	0	28 ^o 202	58 ^o 4	57 ^o 2	S.E.	1 ^o 8	1 ^o 0	Overcast; a few dim stars; strat.			
	11	0	28 ^o 209	58 ^o 2	56 ^o 8	S.E.	1 ^o 8	1 ^o 0	Overcast; dark; strat.			
	12	0	28 ^o 205	57 ^o 9	56 ^o 4	S.E.	1 ^o 7	1 ^o 0	Overcast; moonlight; cum. and strat.			
	13	0	28 ^o 189	57 ^o 6	56 ^o 2	S.E.	1 ^o 7	1 ^o 0	Overcast; moonlight; cum.-strat.			
	14	0	28 ^o 165	57 ^o 5	56 ^o 5	S.E.	1 ^o 4	1 ^o 0	Overcast; moonlight; cum.-strat.			
	15	0	28 ^o 163	57 ^o 7	56 ^o 6	S.E.	1 ^o 0	1 ^o 0	Overcast; faint moonlight; strat.			
	16	0	28 ^o 155	57 ^o 3	56 ^o 2	S.E.	2 ^o 0	0 ^o 9	Nearly overcast; cum.-strat.			
	17	0	28 ^o 159	57 ^o 5	56 ^o 7	S.E.	1 ^o 4	1 ^o 0	Overcast; windy; strat.			
	18	0	28 ^o 183	57 ^o 2	56 ^o 2	S.E.	1 ^o 9	1 ^o 0	Overcast; windy; strat.			
	19	0	28 ^o 209	57 ^o 0	54 ^o 5	S.E. by E.	1 ^o 5	1 ^o 0	Overcast; fair; strat.			
	20	0	28 ^o 235	58 ^o 0	55 ^o 3	S.E. by E.	2 ^o 0	1 ^o 0	Overcast; dull; cum.-strat.			
	21	0	28 ^o 248	59 ^o 1	56 ^o 3	S.E. by E.	2 ^o 0	1 ^o 0	Overcast; cum. strat.			

MAGNETICAL OBSERVATIONS.

November 29th and 30th.

DECLINATION.

Angular Value of one Scale Division = 0'711.

21h.	22h.	23h.	0h.	1h.	2h.	3h.	4h.	5h.	6h.	7h.	8h.	9h.
Sc. Div.	Sc. Div.	Sc. Div.	Sc. Div.	Sc. Div.	Sc. Div.	Sc. Div.	Sc. Div.	Sc. Div.	Sc. Div.	Sc. Div.	Sc. Div.	Sc. Div.
90°1	91°0	92°1	92°9	95°9	95°7	96°0	94°8	93°4	93°1	94°1	94°7	95°0
90°0	91°0	92°1	93°0	96°0	95°7	95°9	94°8	93°4	93°1	94°1	94°7	95°0
90°1	91°0	92°1	93°4	96°1	95°6	95°8	94°8	93°4	93°1	94°1	94°7	95°0
90°4	91°1	92°1	93°8	96°1	95°4	95°5	94°5	93°1	93°1	94°1	94°8	95°0
90°4	91°1	92°3	94°1	96°0	96°0	95°3	94°3	93°1	93°4	94°1	94°8	95°0
90°5	91°1	92°3	94°3	95°8	96°0	95°2	94°3	93°1	93°4	94°4	94°9	95°0
90°5	91°4	92°9	94°4	95°7	96°0	95°1	94°1	93°1	93°9	94°4	94°8	95°0
90°5	91°9	92°9	94°8	95°8	95°9	95°0	94°0	93°1	93°9	94°4	94°9	95°0
90°8	91°9	92°9	94°9	95°7	95°8	95°1	93°9	93°1	94°0	94°6	94°9	95°0
90°9	91°9	92°9	95°1	95°8	95°8	95°0	93°7	93°0	94°1	94°7	95°0	95°1
90°9	91°9	92°9	95°2	95°7	96°0	94°9	93°4	92°9	94°1	94°6	95°0	95°1
91°0	92°0	92°9	95°5	95°7	96°0	95°0	93°4	93°0	94°1	94°6	95°0	95°2

HORIZONTAL FORCE.

Change in the Magnetic moment of the Bar for 1° Fah° = °00028.

64°1	65°1	65°5	65°2	64°0	63°6	62°7	61°8	61°0	60°0	59°1	58°6	58°9
64°1	65°1	65°1	65°0	64°0	63°1	62°7	61°8	60°9	60°0	59°1	58°6	58°9
64°1	65°1	65°1	65°0	64°0	63°1	62°7	61°3	60°9	59°9	59°1	58°7	58°9
64°1	65°1	65°1	65°0	63°8	63°1	62°4	61°7	60°8	59°8	59°1	58°8	58°9
64°1	65°1	65°1	64°9	63°7	63°0	62°4	61°7	60°4	59°8	59°1	59°0	58°9
64°1	65°1	65°1	64°6	63°7	63°0	62°2	61°5	60°4	59°8	59°0	59°0	58°9
64°7	65°1	65°4	64°4	63°6	62°8	62°2	61°3	60°3	59°8	59°0	59°0	58°9
64°9	65°1	65°4	64°1	63°6	62°7	62°2	61°2	60°3	59°8	59°0	59°0	58°6
64°9	65°1	65°4	64°0	63°6	62°7	62°1	61°1	60°3	59°5	58°9	59°0	58°6
65°0	65°1	65°4	64°0	63°6	62°6	62°0	61°1	60°1	59°4	58°8	58°9	58°8
65°1	65°4	65°4	64°0	63°6	62°5	61°9	61°1	60°0	59°3	58°7	58°9	58°7
65°1	65°4	65°4	64°0	63°6	62°7	61°8	61°1	59°9	59°3	58°7	59°0	58°7
61°9	61°9	62°1	62°4	63°3	63°3	64°0	64°6	64°8	64°9	64°8	64°7	64°3

VERTICAL FORCE.

Change in the magnetic moment of the Bar for 1° Fah° = °00002.

52°5	52°7	52°7	52°8	52°7	52°7	52°4	52°6	52°4	52°4	50°7	50°2	50°4
52°6	52°7	52°7	52°8	52°7	52°7	52°4	52°6	52°4	52°4	50°7	50°2	50°4
52°6	52°7	52°7	52°8	52°7	52°7	52°4	52°5	52°4	52°4	50°7	50°4	50°4
52°6	52°7	52°7	52°8	52°7	52°5	52°4	52°4	52°4	52°4	50°7	50°4	50°4
52°6	52°7	52°7	52°8	52°7	52°5	52°4	52°3	52°4	52°4	50°2	50°4	50°4
52°6	52°7	52°7	52°8	52°7	52°4	52°4	52°3	52°4	52°4	50°0	50°4	50°6
52°6	52°7	52°7	52°8	52°7	52°4	52°6	52°3	52°4	52°4	50°0	50°4	50°8
52°6	52°7	52°7	52°8	52°7	52°4	52°6	52°3	52°4	52°2	50°0	50°4	50°7
52°6	52°7	52°7	52°7	52°7	52°4	52°6	52°3	52°4	52°2	50°0	50°4	50°7
52°6	52°7	52°7	52°7	52°7	52°4	52°6	52°4	52°4	52°2	50°0	50°4	50°8
52°7	52°7	52°7	52°7	52°7	52°4	52°6	52°4	52°4	52°2	50°2	50°4	50°8
61°9	61°9	62°3	62°4	62°9	63°2	63°6	64°2	64°5	64°6	64°9	64°7	64°4

and increasing Horizontal and Vertical Force.

METEOROLOGICAL OBSERVATIONS.

Mean Göttingen Time.			Barometer at 32°.	Thermometers.		Wind.		Extent of Cloudy Sky.	Weather.
D.	H.	M.		Dry.	Wet.	Direction.	Force.		
			In.	°	°		lbs.		
29	22	0	28°265	60°3	58°1	S.E. by E.	1°5	1°0	Overcast; fair; cum.-strat.
	23	0	28°267	61°7	58°7	S.E. by E.	1°3	1°0	Overcast; faint sunshine; cum.-strat.
30	0	0	28°260	61°6	58°6	S.E. by E.	1°8	1°0	Overcast; dull; cum.-strat.
	1	0	28°252	63°5	59°4	E.S.E.	1°0	1°0	Overcast; dull; strat.
	2	0	28°242	64°8	59°9	E.S.E.	1°0	0°9	Cloudy; cum.-strat.
	3	0	28°217	63°9	60°7	E.S.E.	1°0	1°0	Overcast; fair; strat. and cum.
	4	0	28°202	65°2	59°6	E.S.E.	1°0	0°3	Fine; sun shining; light cum.
	5	0	28°195	64°1	59°9	E.S.E.	1°0	0°6	Cloudy; cum.-strat.
	6	0	28°197	62°8	59°1	S.E. by E.	1°0	1°0	Overcast; fair; cum.-strat.
	7	0	28°199	60°5	57°6	S.E. by E.	1°2	0°8	Cloudy; dry; strat. and cum.
	8	0	28°217	58°5	57°6	S.E. by E.	1°2	0°9	Cloudy; cum. and strat.
	9	0	28°230	58°7	56°9	S.E. by E.	1°4	0°9	Cloudy; cum. and strat.

January 22d and 23d.		MAGNETICAL OBSERVATIONS.										
Mean Göttingen Time.		Angular Value of one Scale Division = 0'711.						DECLINATION.				
		10 ^h .	11 ^h .	12 ^h .	13 ^h .	14 ^h .	15 ^h .	16 ^h .	17 ^h .	18 ^h .	19 ^h .	20 ^h .
M.	s.	Sc. Div.	Sc. Div.	Sc. Div.	Sc. Div.	Sc. Div.	Sc. Div.	Sc. Div.	Sc. Div.	Sc. Div.	Sc. Div.	Sc. Div.
0	0	92'8	92'9	92'5	92'5	93'1	92'8	92'5	92'1	92'1	91'3	88'2
5	0	92'7	92'9	92'2	92'4	93'1	92'9	92'6	91'8	92'2	91'3	87'9
10	0	92'6	92'9	92'1	92'6	93'1	92'8	92'6	91'8	92'2	91'5	87'5
15	0	92'6	92'9	92'1	92'8	93'1	92'7	92'7	91'8	92'1	91'6	87'2
20	0	92'6	93'0	92'0	92'8	93'1	92'5	92'8	91'9	92'1	91'6	86'9
25	0	92'6	93'0	91'9	92'8	93'1	92'6	92'8	91'9	92'1	91'3	86'8
30	0	92'7	92'9	91'8	92'8	93'1	92'7	92'8	91'9	92'0	91'1	86'1
35	0	92'7	92'6	91'8	92'8	93'1	92'6	92'9	91'8	92'2	91'0	85'9
40	0	92'9	92'5	92'1	92'8	93'2	92'4	92'7	91'8	91'9	90'7	85'5
45	0	92'8	92'5	92'2	93'0	93'2	92'4	92'5	91'9	91'8	89'9	85'1
50	0	92'9	92'5	92'4	93'1	93'1	92'5	92'4	91'9	91'8	89'1	85'0
55	0	92'9	92'5	92'4	93'2	93'0	92'4	92'4	92'1	91'7	88'9	85'0
		One Scale Division = '00021 parts of the H. F.						HORIZONTAL FORCE.				
M.	s.											
2	0	55'1	54'9	58'9	58'1	57'1	55'9	55'8	56'2	56'2	58'1	60'2
7	0	54'8	54'9	58'9	58'2	57'2	55'8	55'8	56'3	56'2	58'3	60'8
12	0	54'9	55'0	58'9	58'0	57'2	55'8	55'8	56'2	56'2	58'3	60'8
17	0	54'9	55'8	58'9	58'0	57'2	55'9	55'9	56'1	56'2	58'3	60'8
22	0	54'9	55'8	58'9	58'1	56'6	55'9	55'8	56'3	56'2	58'7	60'9
27	0	54'9	55'8	58'5	58'1	56'7	55'9	55'8	56'4	56'3	58'8	60'9
32	0	54'9	56'0	58'2	57'8	56'5	56'0	56'0	56'1	56'3	58'9	61'0
37	0	55'0	56'8	58'1	57'4	56'6	55'9	56'0	56'1	56'7	59'0	60'9
42	0	54'9	57'3	57'9	57'2	56'2	55'8	56'1	56'1	57'0	59'1	60'9
47	0	54'9	57'9	57'8	57'5	56'1	55'9	56'2	56'1	57'6	59'9	60'9
52	0	54'9	58'3	57'9	58'2	56'1	55'9	56'1	56'1	58'0	59'9	61'2
57	0	54'9	58'8	58'0	57'1	56'0	55'9	56'1	56'2	58'0	60'0	61'4
Thermometer		65'9	65'8	65'8	65'5	65'4	65'4	65'2	65'0	64'9	64'9	64'9
		One Scale Division = '00090 parts of the V. F.						VERTICAL FORCE.				
M.	s.											
3	0	45'8	45'8	45'8	45'8	45'9	45'6	45'7	45'7	45'7	45'7	45'3
8	0	45'8	45'8	45'8	45'8	45'6	45'6	45'7	45'7	45'7	45'7	45'3
13	0	45'8	45'8	45'8	45'8	45'8	45'7	45'7	45'7	45'7	45'7	45'3
18	0	45'8	45'8	45'8	45'8	45'8	45'7	45'7	45'7	45'7	45'7	45'3
23	0	45'8	45'8	45'8	45'8	45'9	45'7	45'7	45'7	45'7	45'7	45'1
28	0	45'7	45'8	45'7	45'8	45'8	45'7	45'7	45'7	45'7	45'6	45'0
33	0	45'7	45'8	45'7	45'9	45'7	45'7	45'9	45'7	45'7	45'5	45'0
38	0	45'7	45'8	45'7	45'9	45'7	45'7	45'9	45'7	45'7	45'5	45'0
43	0	45'7	45'8	45'7	45'9	45'7	45'7	45'9	45'7	45'7	45'5	44'9
48	0	45'8	45'8	45'7	45'9	45'7	45'7	45'7	45'7	45'7	45'5	44'9
53	0	45'8	45'8	45'7	45'9	45'7	45'7	45'7	45'7	45'7	45'5	44'8
58	0	45'8	45'8	45'7	45'9	45'7	45'7	45'7	45'7	45'7	45'3	44'7
Thermometer		65'8	65'9	65'8	65'8	65'8	65'7	65'5	65'5	65'4	65'2	64'8

Increasing Numbers denote decreasing westerly Declination.

METEOROLOGICAL OBSERVATIONS.											
Mean Göttingen Time.			Barometer at 32°.	Thermometers.		Wind.		Extent of Cloudy Sky.	Weather.		
				Dry.	Wet.	Direction.	Force.				
D.	H.	M.	In.	°	°		lbs.				
22	10	0	28'276	61'7	60'2	S.E. by E.	1'0	1'0	Overcast; moonlight; cum.-strat.		
	11	0	28'285	61'5	59'8	S.E. by E.	1'2	1'0	Overcast; moonlight; cum.-strat.		
	12	0	28'279	61'4	59'6	S.E. by E.	1'1	0'9	Overcast; moonlight; cum.-strat.		
	13	0	28'267	60'2	58'4	S.E. by E.	1'0	0'9	Cloudy; moon and stars; cum.-strat.		
	14	0	28'251	60'7	59'1	S.E. by E.	1'0	1'0	Overcast; wet mist; strat.		
	15	0	28'240	60'1	59'2	S.E. by E.	1'3	1'0	Overcast; light rain; nimbus.		
	16	0	28'232	60'1	59'5	S.E.	1'3	1'0	Overcast; showery; moonlight; strat.		
	17	0	28'241	59'8	59'4	S.E. by E.	1'5	1'0	Overcast; moonlight; wet mist.		
	18	0	28'245	59'4	59'0	S.E.	1'6	1'0	Overcast; strat.		
	19	0	28'261	59'9	59'2	S.E.	1'7	1'0	Overcast; strat.		
	20	0	28'283	60'2	59'9	S.E.	1'7	1'0	Overcast; mist and rain; nimbus.		
	21	0	28'297	59'8	58'9	S.E. by E.	1'9	1'0	Overcast; wet; dull; strat.		

MAGNETICAL OBSERVATIONS.

January 22d and 23d.

DECLINATION.

Angular Value of one Scale Division = 0'711.

21h.	22h.	23h.	0h.	1h.	2h.	3h.	4h.	5h.	6h.	7h.	8h.	9h.
Sc. Div. 84°9	Sc. Div. 85°2	Sc. Div. 88°4	Sc. Div. 96°1	Sc. Div. 100°7	Sc. Div. 99°9	Sc. Div. 96°5	Sc. Div. 93°1	Sc. Div. 90°1	Sc. Div. 90°8	Sc. Div. 91°8	Sc. Div. 92°1	Sc. Div. 91°5
84°9	85°4	89°1	96°8	100°8	99°9	96°2	93°0	90°1	90°4	91°8	92°1	91°3
84°8	85°8	89°8	97°7	100°7	99°1	95°9	92°7	90°1	90°4	92°1	92°1	91°3
84°8	85°9	90°1	98°0	100°6	99°1	95°3	92°4	90°1	90°5	92°2	92°1	91°8
84°8	86°1	90°4	98°6	100°5	98°9	95°3	92°1	90°0	90°6	92°3	92°1	91°8
84°8	86°2	91°2	99°0	100°4	98°5	95°1	92°0	90°1	90°6	92°2	92°1	91°9
84°9	86°9	92°1	99°2	100°1	98°2	95°0	91°9	90°1	91°0	92°2	92°0	91°9
84°9	87°2	92°8	99°6	100°0	98°0	94°9	91°9	90°2	91°1	92°2	92°0	92°1
85°0	87°4	93°8	99°9	99°9	97°9	94°5	91°8	90°2	91°1	92°2	92°0	92°1
85°0	88°0	94°2	100°0	99°7	97°7	94°1	91°2	90°1	91°2	92°2	92°0	92°3
85°1	88°1	95°0	100°5	99°6	97°0	93°9	91°0	90°1	91°3	92°2	92°0	92°5
85°1	88°2	95°4	100°6	99°6	96°9	93°4	90°9	90°8	91°8	92°2	91°5	92°6

HORIZONTAL FORCE.

Change in the Magnetic moment of the Bar for 1° Fah°. = '00028.

61°1	64°0	64°2	66°1	64°5	61°9	56°2	57°0	54°5	54°8	54°8	52°5	49°7
61°2	63°9	64°2	66°0	64°5	61°6	56°1	56°9	54°1	54°8	54°8	52°2	49°1
61°9	63°9	64°2	65°8	64°4	60°9	56°0	56°8	54°1	54°8	54°8	52°1	48°9
62°1	63°4	64°4	65°7	64°2	60°2	55°9	56°7	54°0	55°1	54°8	52°0	49°0
63°0	63°4	64°8	65°0	64°2	59°6	55°9	56°1	53°8	55°1	54°6	51°9	49°2
63°8	63°8	65°2	64°9	64°2	59°1	56°1	55°9	53°8	55°1	54°2	51°7	50°0
64°0	64°1	65°4	64°8	64°2	59°0	56°2	55°8	53°9	55°1	54°1	51°3	50°9
64°0	64°1	65°9	64°7	63°1	58°3	56°2	55°2	53°8	55°2	54°0	51°2	51°1
64°0	64°1	66°0	64°5	62°8	58°1	56°4	55°1	54°4	55°1	53°8	51°1	51°5
64°0	64°1	66°1	64°2	62°6	57°8	56°8	55°0	54°8	55°0	53°4	50°9	51°8
64°0	64°1	66°2	64°1	62°2	57°0	57°0	55°0	54°8	54°8	53°2	50°5	52°0
64°0	64°2	66°1	64°5	62°0	56°6	57°1	54°8	54°8	54°8	52°9	50°0	52°1
64°9	64°9	64°9	65°2	65°8	66°2	67°0	67°6	67°8	67°6	67°6	67°2	66°9

VERTICAL FORCE.

Change in the Magnetic moment of the Bar for 1° Fah°. = '00002.

44°7	44°1	44°5	43°9	44°6	45°4	45°7	46°4	46°7	46°8	46°8	46°8	46°3
44°7	44°1	44°5	43°9	44°6	45°4	45°7	46°4	46°7	46°8	46°8	46°8	46°3
44°4	44°1	44°3	43°9	44°8	45°6	45°9	46°4	46°8	46°8	46°8	46°8	45°8
44°4	44°1	44°3	43°9	44°9	45°6	45°9	46°4	46°8	46°8	46°8	46°8	45°8
44°4	44°1	44°3	43°9	44°9	45°6	45°9	46°4	46°8	46°8	46°8	46°8	46°0
44°4	44°1	44°1	43°9	44°9	45°6	46°1	46°4	46°8	46°8	46°8	46°8	46°0
44°4	44°1	44°1	44°1	44°1	45°0	45°6	46°1	46°7	46°8	46°8	46°7	46°6
44°4	44°1	44°1	44°1	44°1	45°0	45°6	46°1	46°7	46°8	46°8	46°7	46°6
44°4	44°5	44°1	44°3	45°0	45°6	46°3	46°7	46°8	46°8	46°8	46°7	46°6
44°4	44°5	44°0	44°3	45°1	45°6	46°3	46°7	46°8	46°8	46°8	46°8	46°0
44°2	44°5	43°9	44°3	45°1	45°6	46°3	46°7	46°8	46°8	46°8	46°8	46°0
44°2	44°5	43°9	44°5	45°2	45°6	46°4	46°7	46°8	46°8	46°8	46°8	46°0
64°7	64°7	64°8	65°1	65°7	66°2	66°7	67°2	67°4	67°4	67°4	67°3	67°0

and increasing Horizontal and Vertical Force.

METEOROLOGICAL OBSERVATIONS.

Mean Göttingen Time.			Barometer at 32°.	Thermometers.		Wind.		Extent of Cloudy Sky.	Weather.
D.	H.	M.		Dry.	Wet.	Direction.	Force.		
			In.	°	°		lbs.		
22	22	0	28°297	61°6	60°1	S.E.	1°8	1°0	Overcast; fair; cum. and strat.
	23	0	28°305	61°4	60°4	S.E.	1°8	1°0	Overcast and hazy; cum.-strat.
23	0	0	28°297	64°6	61°9	S.E. by E.	1°7	0°9	Cloudy; cum.-strat.
	1	0	28°275	66°7	61°4	S.E.	1°9	0°3	Fine; strat. and cum.
	2	0	28°259	67°9	62°3	S.E.	1°6	0°8	Cloudy; cum.-strat.
	3	0	28°235	66°0	62°0	S.E.	1°4	0°9	Nearly overcast; cum.-strat.
	4	0	28°213	66°8	61°7	S.E. by S.	2°1	0°8	Cloudy; with cum.
	5	0	28°191	67°4	61°8	S.E.	2°2	0°5	Fair; with cum.
	6	0	28°212	65°2	61°0	S.E.	2°2	0°8	Cloudy; cum. and strat.
	7	0	28°217	63°5	60°0	S.E.	2°1	0°7	Cloudy; strat. and cum.
	8	0	28°235	61°6	58°8	S.E.	2°1	0°3	Fine; strat. and cum.
	9	0	28°252	61°5	59°4	S.E.	1°9	0°8	Cloudy; with cum.

MAGNETICAL OBSERVATIONS.													February 21st and 22d.	
Mean Göttingen Time.		Angular Value of one Scale Division = 0'711.										DECLINATION.		
		10h.	11h.	12h.	13h.	14h.	15h.	16h.	17h.	18h.	19h.	20h.		
M.	s.	Sc. Div.	Sc. Div.	Sc. Div.	Sc. Div.	Sc. Div.	Sc. Div.	Sc. Div.	Sc. Div.	Sc. Div.	Sc. Div.	Sc. Div.	Sc. Div.	Sc. Div.
0	0	90°0	89°9	89°8	90°1	90°2	89°5	89°8	90°4	89°8	89°1	87°0		
5	0	90°0	90°0	89°8	90°1	90°0	89°9	89°8	90°4	89°8	89°1	86°9		
10	0	90°0	90°0	89°7	90°1	89°9	89°9	89°8	90°4	89°8	89°1	86°5		
15	0	90°0	90°0	89°7	90°1	89°9	89°9	89°8	90°4	89°8	89°1	86°4		
20	0	90°0	90°0	90°0	90°3	89°9	89°9	89°8	90°3	89°4	89°0	86°1		
25	0	90°0	90°0	90°2	90°4	89°9	89°9	89°8	90°1	89°3	89°0	85°9		
30	0	89°9	90°0	90°2	90°4	89°9	90°0	90°0	90°1	89°2	89°0	85°6		
35	0	89°9	89°9	90°2	90°3	89°9	90°0	90°0	90°1	89°2	88°9	85°2		
40	0	89°9	89°9	90°2	90°4	89°8	89°9	90°2	90°0	89°3	88°4	85°4		
45	0	89°9	89°8	90°1	90°5	89°8	89°9	90°2	90°0	89°1	88°1	85°1		
50	0	89°8	89°8	90°1	90°5	89°7	89°9	90°3	89°9	89°1	88°1	85°0		
55	0	89°9	89°8	90°2	90°3	89°5	89°9	90°3	89°8	89°1	87°4	85°0		

M. s.		One Scale Division = '00021 parts of the H. F.										HORIZONTAL FORCE.	
2	0	50°8	49°5	49°1	52°3	51°6	51°1	51°9	52°4	52°5	52°6	54°1	
7	0	50°8	49°5	48°8	52°2	51°6	51°0	51°8	52°4	52°4	52°6	54°1	
12	0	50°3	49°5	48°8	52°1	51°4	51°0	52°0	52°2	52°4	53°1	54°1	
17	0	50°1	49°7	49°6	52°0	51°4	51°0	52°1	52°2	52°1	53°4	54°1	
22	0	49°9	49°8	50°0	52°1	51°3	51°0	51°9	52°2	52°1	53°2	54°2	
27	0	49°7	49°7	50°2	52°2	51°3	51°1	52°3	52°2	52°2	53°1	54°5	
32	0	49°2	49°2	50°6	52°1	51°2	51°4	52°4	52°3	52°3	53°1	54°9	
37	0	49°1	49°2	51°2	52°0	51°1	51°4	52°4	52°4	52°3	53°1	54°9	
42	0	49°1	49°1	51°7	52°0	51°1	51°1	52°4	52°4	52°4	53°2	55°0	
47	0	49°1	49°1	52°0	51°8	51°1	51°2	52°3	52°4	52°4	53°6	55°5	
52	0	49°1	49°1	52°2	51°6	51°1	51°5	52°3	52°4	52°6	53°8	55°9	
57	0	49°1	49°1	52°2	51°5	51°1	51°8	52°3	52°5	52°6	54°0	56°1	

Thermometer		70°0	69°9	69°6	69°3	69°0	68°9	68°9	68°7	68°6	68°6	68°8	
M.	s.	One Scale Division = '00091 parts of the V. F.										VERTICAL FORCE.	
3	0	51°4	51°4	51°4	51°4	51°2	51°0	51°0	50°9	50°7	51°0	51°6	
8	0	51°4	51°4	51°4	51°4	51°2	51°0	51°0	50°9	50°8	51°0	51°4	
13	0	51°4	51°4	51°4	51°4	51°2	51°0	51°0	50°9	50°9	51°0	51°4	
18	0	51°3	51°4	51°4	51°4	51°0	51°0	51°0	50°9	50°9	51°0	51°2	
23	0	51°3	51°4	51°4	51°4	51°0	51°0	51°0	50°8	50°9	51°0	51°0	
28	0	51°3	51°4	51°4	51°4	51°0	51°0	51°0	50°8	51°0	51°0	50°8	
33	0	51°3	51°4	51°4	51°4	51°0	51°0	51°0	50°8	51°0	51°0	50°5	
38	0	51°3	51°4	51°4	51°4	51°0	51°0	51°0	50°8	51°0	51°2	50°3	
43	0	51°4	51°4	51°4	51°4	51°0	51°0	51°0	50°7	51°0	51°2	50°1	
48	0	51°4	51°4	51°4	51°4	51°0	51°0	51°0	50°7	51°0	51°2	50°1	
53	0	51°4	51°4	51°4	51°4	51°0	51°0	51°0	50°8	51°0	51°2	50°1	
58	0	51°4	51°4	51°4	51°4	51°0	51°0	51°0	50°7	51°0	51°6	50°1	

Increasing Numbers denote decreasing Westerly declination.												
METEOROLOGICAL OBSERVATIONS.												
Mean Göttingen Time.			Barometer at 32°.	Thermometers.		Wind.		Extent of Cloudy Sky.	Weather.			
				Dry.	Wet.	Direction.	Force.					
D.	H.	M.	In.	°	°		lbs.					
21	10	0	28°268	64°7	62°2	S.E. by S.	1'2	0'9	Cloudy; moonlight; strat. and cum.			
	11	0	28°280	64°4	62°0	S.E. by S.	1'1	1'0	Overcast; moonlight; strat.			
	12	0	28°284	63°1	61°1	S.E. by S.	1'1	1'0	Overcast; misty rain; nimbi.			
	13	0	28°273	63°0	61°1	S.E. by S.	1'2	1'0	Overcast and showery; strat.			
	14	0	28°252	62°7	60°3	S.E. by S.	1'2	0'7	Fine; moonlight; cum.			
	15	0	28°227	63°0	62°3	S.E. by S.	1'1	1'0	Overcast, with strat.			
	16	0	28°222	62°8	61°5	S.E. by S.	1'1	0'8	Cloudy; cum. and strat.			
	17	0	28°220	62°7	62°0	S.E. by S.	1'1	1'0	Overcast; moonlight; strat.			
	18	0	28°216	63°1	62°3	S.E. by S.	1'3	1'0	Overcast; moonlight; strat.			
	19	0	28°237	63°4	63°1	S.E. by S.	1'3	1'0	Overcast; rain; strat.			
	20	0	28°253	63°0	62°0	S.E. by S.	1'2	1'0	Overcast and dull; cum. and strat.			
	21	0	28°276	63°6	61°9	S.E.	1'1	1'0	Overcast and dull; cum. and strat.			

MAGNETICAL OBSERVATIONS.

February 21st and 22d.

DECLINATION.

Angular Value of one Scale Division = 0'711.

21h.	22h.	23h.	0h.	1h.	2h.	3h.	4h.	5h.	6h.	7h.	8h.	9h.
Sc. Div. 35°0	Sc. Div. 84°4	Sc. Div. 86°6	Sc. Div. 89°1	Sc. Div. 90°9	Sc. Div. 91°9	Sc. Div. 91°0	Sc. Div. 89°7	Sc. Div. 88°6	Sc. Div. 88°2	Sc. Div. 89°1	Sc. Div. 89°7	Sc. Div. 89°1
84°9	84°6	86°9	89°1	90°9	91°9	90°8	89°7	88°9	88°3	89°2	89°3	89°1
84°9	84°6	87°0	89°1	91°1	91°8	90°8	89°2	88°9	88°6	89°5	89°1	88°9
84°8	84°5	87°2	89°1	91°2	91°8	90°8	89°2	88°9	88°6	89°9	89°1	88°9
84°6	84°8	87°6	89°1	91°4	91°8	90°4	89°0	88°9	88°8	89°9	89°1	88°9
84°5	84°9	87°8	89°6	91°5	91°5	90°4	88°9	88°8	88°8	90°0	89°1	88°9
84°8	85°0	88°0	89°9	91°5	91°3	90°6	88°6	88°5	88°9	90°1	89°1	88°9
84°9	85°1	88°4	89°9	91°5	91°3	90°4	88°6	88°3	88°9	90°1	89°1	88°9
84°9	85°2	88°6	90°1	91°6	91°2	90°2	88°4	88°2	89°0	90°1	88°9	89°0
84°9	85°6	88°8	90°3	91°8	91°2	90°1	88°1	88°1	89°1	90°0	88°9	89°1
84°6	85°8	89°0	90°8	91°9	91°1	90°1	88°4	88°1	89°1	89°9	88°9	89°1
84°3	86°0	89°1	90°9	91°9	91°0	90°0	88°4	88°1	89°2	89°9	89°1	89°6

HORIZONTAL FORCE.

Change in the Magnetic moment of the Bar for 1° Fah° = '00028.

56°2	54°1	57°5	58°0	56°9	55°4	54°1	51°1	47°9	49°0	49°1	49°9	48°9
56°0	54°4	57°8	58°0	56°1	55°4	53°8	50°8	48°1	49°1	49°1	49°9	48°9
55°9	54°8	57°8	57°8	56°4	55°1	52°8	50°1	48°3	49°2	49°3	49°8	48°9
55°8	55°1	58°0	57°7	56°0	54°9	53°1	49°8	48°8	49°2	49°7	49°5	49°1
55°1	55°4	57°7	57°4	56°0	54°9	52°8	49°2	48°3	49°2	49°8	49°3	49°1
55°1	55°8	57°5	57°4	55°8	54°9	52°4	48°9	48°2	49°4	49°7	49°2	49°1
55°1	56°0	57°7	57°4	55°8	54°9	52°4	48°9	48°4	49°4	49°8	49°2	49°1
54°9	56°1	58°0	57°4	55°9	54°8	52°1	48°8	48°4	49°4	49°9	49°1	49°1
54°8	56°2	58°1	57°3	55°9	54°8	52°1	48°1	48°5	49°4	49°9	48°9	49°3
54°5	56°5	58°5	57°2	56°0	54°8	52°1	47°9	48°6	49°2	50°0	48°9	49°8
54°1	56°7	58°6	57°2	56°0	54°6	51°8	47°5	48°5	49°2	49°8	48°9	49°9
54°1	57°0	58°6	57°1	55°8	54°1	51°8	47°8	48°8	49°2	49°9	48°8	49°9

68°6	68°2	68°4	69°0	69°7	70°1	70°8	71°2	71°5	71°2	71°0	71°0	70°9
------	------	------	------	------	------	------	------	------	------	------	------	------

VERTICAL FORCE.

Change in the magnetic moment of the Bar for 1° Fah° = '00002.

50°1	49°5	49°6	50°0	50°6	51°3	51°4	51°5	51°3	51°2	51°2	51°2	51°1
50°0	49°5	49°6	50°2	50°6	51°3	51°4	51°5	51°3	51°2	51°2	51°2	51°1
49°9	49°5	49°6	50°2	50°9	51°3	51°4	51°5	51°3	51°2	51°2	51°1	51°1
49°8	49°5	49°6	50°2	50°9	51°4	51°4	51°5	51°3	51°2	51°2	51°1	51°1
49°8	49°5	49°6	50°2	50°9	51°4	51°4	51°5	51°3	51°2	51°2	51°1	51°2
49°8	49°5	49°6	50°2	51°1	51°4	51°4	51°5	51°3	51°2	51°2	51°1	51°2
49°7	49°5	49°6	50°2	51°1	51°4	51°4	51°5	51°3	51°2	51°2	51°1	51°2
49°5	49°5	49°6	50°6	51°1	51°4	51°5	51°5	51°2	51°2	51°2	51°1	51°2
49°6	49°5	49°6	50°6	51°1	51°4	51°5	51°5	51°2	51°2	51°2	51°1	51°2
49°6	49°5	49°6	50°6	51°1	51°4	51°5	51°3	51°2	51°2	51°2	51°1	51°2
49°5	49°5	49°6	50°6	51°3	51°4	51°5	51°3	51°2	51°2	51°2	51°1	51°2
49°5	49°5	49°9	50°6	51°3	51°4	51°5	51°3	51°2	51°2	51°2	51°1	51°2

68°4	68°3	68°4	68°6	69°2	69°6	70°1	70°6	70°8	70°9	70°8	71°0	71°0
------	------	------	------	------	------	------	------	------	------	------	------	------

and increasing Horizontal and Vertical Force.

METEOROLOGICAL OBSERVATIONS.

Mean Göttingen Time.			Barometer at 32°.	Thermometers.		Wind.		Extent of Cloudy Sky.	Weather.
D.	H.	M.		Dry.	Wet.	Direction.	Force.		
21	22	0	28°290	64°5	62°4	S.E.	1°1	1°0	Overcast and dull; strat.
	23	0	28°294	66°9	62°7	S.E.	1°0	1°0	Overcast; dull; cum. and strat.
22	0	0	28°285	69°4	64°2	S.E.	1°0	1°0	Overcast and fine; cum.-strat.
	1	0	28°279	70°0	65°1	S.E.	0°9	1°0	Overcast and fair; cum. strat.
	2	0	28°258	70°2	65°4	S.E.	0°9	1°0	Overcast and dull, with strat.
	3	0	28°243	69°3	64°2	S.E. by S.	0°9	1°0	Overcast and dull, with strat.
	4	0	28°231	69°6	64°5	S.E.	0°4	1°0	Overcast; fair; cum. and strat.
	5	0	28°223	69°0	64°7	S.E.	0°4	0°9	Cloudy; fair; cum. and strat.
	6	0	28°223	68°2	64°1	S.E. by S.	0°4	0°9	Cloudy; cum. and strat.
	7	0	28°219	66°6	63°9	S.E. by S.	0°4	0°9	Nearly overcast; fair; cum. and strat.
	8	0	28°236	65°5	63°8	S.E. by S.	0°4	1°0	Overcast; rain; strat.
	9	0	28°264	65°1	63°2	S.S.E.	0°4	1°0	Overcast and fair; cum.-strat.

March 19th and 20th.		MAGNETICAL OBSERVATIONS.										
Mean Göttingen Time.		Angular Value of one Scale Division = 0'711.					DECLINATION.					
		10h.	11h.	12h.	13h.	14h.	15h.	16h.	17h.	18h.	19h.	20h.
M.	s.	Sc. Div.	Sc. Div.	Sc. Div.	Sc. Div.	Sc. Div.	Sc. Div.	Sc. Div.	Sc. Div.	Sc. Div.	Sc. Div.	Sc. Div.
0	0	89'5	90'3	89'8	89'9	90'0	90'9	90'5	90'1	90'4	90'9	91'2
5	0	89'4	90'3	89'8	89'9	90'0	90'8	90'6	90'2	90'4	91'0	91'2
10	0	89'3	90'4	89'8	89'9	90'1	90'3	90'4	90'2	90'2	91'4	90'9
15	0	89'5	90'4	89'8	89'8	90'2	90'2	90'4	90'3	90'1	91'8	90'8
20	0	89'5	90'7	89'8	89'9	90'4	90'2	90'4	90'3	90'4	91'8	90'6
25	0	89'6	90'7	89'8	89'8	90'4	90'1	90'3	90'2	90'4	91'8	90'6
30	0	89'7	90'2	90'0	89'7	90'4	90'1	90'4	90'1	90'4	91'8	90'5
35	0	89'8	90'2	90'0	89'7	90'2	90'2	90'0	90'2	90'6	91'8	90'3
40	0	89'8	90'1	90'1	89'8	90'2	90'5	90'0	90'3	90'8	91'8	90'3
45	0	89'8	90'1	90'1	89'9	90'8	90'5	90'0	90'4	90'8	91'6	90'2
50	0	89'8	90'0	90'1	90'1	90'8	90'7	90'0	90'4	90'8	91'2	90'3
55	0	89'9	90'0	89'9	90'0	90'9	90'7	90'0	90'4	90'9	91'0	90'2

M. s.		One Scale Division = '00021 parts of the H. F.					HORIZONTAL FORCE.					
		10h.	11h.	12h.	13h.	14h.	15h.	16h.	17h.	18h.	19h.	20h.
2	0	45'9	50'6	48'8	50'0	51'0	51'0	51'1	50'1	49'6	51'1	53'1
7	0	45'3	50'8	48'8	49'9	50'9	51'0	50'9	49'9	49'8	51'2	53'3
12	0	45'2	50'2	48'8	49'9	50'6	51'0	50'8	49'8	49'8	51'0	53'7
17	0	46'1	49'9	48'9	49'5	50'3	51'1	50'7	49'7	49'8	51'0	54'0
22	0	46'6	49'5	49'3	49'6	50'1	51'1	50'7	49'7	49'8	51'0	54'2
27	0	46'8	49'0	49'9	49'9	50'0	51'5	50'6	49'7	49'8	51'4	54'6
32	0	46'9	48'8	50'3	50'1	49'9	51'8	50'6	49'8	50'1	51'6	54'8
37	0	47'1	48'7	50'7	50'5	49'9	51'9	50'5	49'8	50'1	51'8	54'9
42	0	47'8	48'7	50'6	50'9	50'0	52'0	50'4	49'9	50'2	52'1	55'2
47	0	48'0	48'8	50'4	51'1	50'5	51'9	50'4	49'9	50'2	52'1	55'8
52	0	48'3	49'1	50'2	51'1	50'9	51'8	50'2	49'8	50'4	52'8	56'2
57	0	49'3	49'0	50'1	51'1	50'9	51'4	50'2	49'3	50'8	52'8	56'6

Thermometer		10h.	11h.	12h.	13h.	14h.	15h.	16h.	17h.	18h.	19h.	20h.
		69'0	69'0	69'0	69'0	68'9	68'9	68'8	68'6	68'4	68'3	68'2

M. s.		One Scale Division = '00091 parts of the V. F.					VERTICAL FORCE.					
		10h.	11h.	12h.	13h.	14h.	15h.	16h.	17h.	18h.	19h.	20h.
3	0	48'4	48'9	49'0	48'9	48'9	48'7	48'7	48'7	48'3	48'4	47'9
8	0	48'4	49'0	48'9	48'9	48'9	48'7	48'7	48'7	48'3	48'4	48'2
13	0	48'4	49'0	48'9	48'9	48'9	48'7	48'7	48'7	48'3	48'5	48'2
18	0	48'5	49'0	48'9	48'9	48'9	48'7	48'7	48'7	48'3	48'5	48'2
23	0	48'8	49'0	48'9	49'0	48'9	48'7	48'7	48'8	48'4	48'5	48'2
28	0	49'1	49'0	48'9	49'0	48'9	48'7	48'6	48'8	48'4	48'5	48'2
33	0	49'0	49'0	48'9	49'0	48'7	48'7	48'6	48'8	48'4	48'6	48'2
38	0	48'9	49'0	48'9	49'0	48'7	48'7	48'6	48'5	48'4	48'6	48'2
43	0	48'9	49'0	48'9	49'0	48'7	48'7	48'6	48'5	48'4	48'6	48'2
48	0	48'9	49'0	48'9	48'9	48'7	48'7	48'6	48'5	48'4	48'2	48'2
53	0	48'9	49'0	48'9	48'9	48'7	48'7	48'6	48'3	48'4	47'9	48'0
58	0	48'9	49'0	48'9	48'9	48'7	48'7	48'6	48'4	48'4	47'9	48'0

Thermometer		10h.	11h.	12h.	13h.	14h.	15h.	16h.	17h.	18h.	19h.	20h.
		69'3	69'3	69'4	69'4	69'3	69'3	69'3	69'2	69'0	69'1	68'5

Increasing Numbers denote decreasing westerly Declination.

METEOROLOGICAL OBSERVATIONS.											
Mean Göttingen Time.			Barometer at 32°.	Thermometers.		Wind.		Extent of Cloudy Sky.	Weather.		
				Dry.	Wet.	Direction.	Force.				
D.	H.	M.	In.	°	°		lbs.				
19	10	0	28'319	64'3	63'5	S.E.	0'4	1'0	Overcast and dull, with strat.		
	11	0	28'323	64'2	63'0	S.E.	0'5	0'9	Cloudy, with strat.		
	12	0	28'317	64'0	63'5	S.E.	0'7	1'0	Overcast; hazy; moonlight; strat.		
	13	0	28'296	64'0	63'8	S.E. by S.	0'7	1'0	Overcast; thick mist, with strat.		
	14	0	28'275	63'5	63'0	S.E. by S.	0'7	1'0	Overcast and misty; moonlight; strat.		
	15	0	28'260	63'4	63'0	S.E. by S.	0'8	1'0	Overcast and misty; moonlight; strat.		
	16	0	28'240	63'2	62'7	S.E.	0'8	1'0	Overcast; faint moonlight; mist and strat.		
	17	0	28'234	63'7	63'6	S.E.	1'4	1'0	Overcast and misty; strat.		
	18	0	28'238	63'1	62'4	S.E. by S.	1'7	1'0	Overcast and windy; strat.		
	19	0	28'253	63'2	62'1	S.E. by S.	2'0	1'0	Overcast; brisk wind, with strat.		
	20	0	28'280	63'4	61'9	S.E.	2'1	1'0	Nearly overcast; dull, with strat.		
	21	0	28'309	64'1	63'0	S.E. by S.	2'1	1'0	Overcast and windy; strat.		

MAGNETICAL OBSERVATIONS.

March 19th and 20th.

DECLINATION.

Angular Value of one Scale Division = 0'711.

21h.	22h.	23h.	0h.	1h.	2h.	3h.	4h.	5h.	6h.	7h.	8h.	9h.
Sc. Div. 90'2	Sc. Div. 91'5	Sc. Div. 95'4	Sc. Div. 98'8	Sc. Div. 96'8	Sc. Div. 95'5	Sc. Div. 93'7	Sc. Div. 92'9	Sc. Div. 92'0	Sc. Div. 91'2	Sc. Div. 90'1	Sc. Div. 89'9	Sc. Div. 90'2
90'1	91'8	95'9	98'8	96'4	95'4	93'6	92'1	92'0	91'1	89'9	89'8	90'4
90'2	91'9	96'0	98'8	96'4	95'3	93'5	91'9	91'8	90'9	89'9	89'8	90'3
90'1	92'4	96'9	99'1	96'1	95'0	93'4	92'0	91'1	90'5	89'9	89'8	90'2
90'2	92'5	97'1	98'5	96'1	95'0	93'1	92'6	90'9	90'1	89'9	89'8	90'2
90'2	92'9	97'2	98'1	96'8	94'8	93'1	92'9	90'6	90'4	89'9	89'8	90'2
90'5	93'5	97'6	98'1	97'4	94'6	93'1	92'4	90'0	90'1	90'1	89'8	90'1
90'8	94'0	98'0	98'1	97'2	94'4	93'2	92'0	89'9	90'2	90'1	90'1	90'1
91'1	94'4	98'2	97'8	96'8	94'2	92'8	92'0	89'8	90'2	90'1	90'2	90'1
91'2	94'5	98'3	97'8	96'1	94'1	92'7	92'0	90'5	90'0	90'0	90'2	90'1
91'3	94'9	98'8	97'7	96'1	94'0	93'1	92'0	91'0	90'0	90'0	90'2	90'1
91'3	95'0	98'8	97'2	96'1	93'9	93'2	91'9	91'0	90'0	89'9	90'2	90'1

HORIZONTAL FORCE.

Change in the Magnetic moment of the Bar for 1° Fah°. = '00028.

57'1	61'2	60'1	64'2	64'1	63'4	61'7	57'3	48'1	37'9	44'0	45'9	46'9
57'3	61'0	61'4	65'1	63'1	63'3	61'7	55'9	47'0	37'1	44'1	45'8	46'4
57'6	62'0	62'2	65'4	62'8	63'1	61'8	55'1	45'9	36'8	44'4	45'8	46'4
58'1	61'5	62'9	65'4	62'1	62'8	61'4	55'1	44'5	36'6	44'6	45'8	46'1
58'9	62'0	62'1	65'4	61'8	62'3	60'9	55'1	43'1	37'6	44'9	45'8	46'1
60'0	61'9	61'9	65'4	62'4	62'2	60'2	54'9	41'9	38'3	45'0	45'8	46'1
60'7	61'5	61'9	65'8	63'1	62'0	60'0	53'8	40'1	39'5	45'9	46'1	46'1
60'9	61'3	61'9	65'1	64'0	61'8	58'8	52'5	38'9	40'3	46'2	46'1	46'8
61'0	61'9	62'2	65'1	64'1	61'9	57'6	51'5	38'2	41'1	46'2	46'4	46'8
60'8	61'9	62'8	65'0	64'8	61'9	58'0	50'9	38'0	41'8	45'9	46'9	46'8
60'9	60'1	63'0	64'8	63'4	61'8	58'1	49'9	37'8	42'9	45'9	46'9	46'8
61'2	60'0	63'2	64'8	64'1	61'9	57'8	49'0	37'6	43'3	46'0	46'8	46'8

68'0	68'0	68'1	68'2	68'6	69'1	69'7	70'1	70'2	70'0	70'0	69'8	69'7
------	------	------	------	------	------	------	------	------	------	------	------	------

VERTICAL FORCE.

Change in the magnetic moment of the Bar for 1° Fah°. = '00002.

48'0	47'8	47'7	48'0	48'0	49'3	49'7	50'0	50'0	49'6	49'2	48'8	48'9
48'0	47'8	47'7	48'0	48'0	49'3	49'7	50'0	50'0	49'6	49'2	48'8	48'9
48'0	47'8	47'7	48'0	48'0	49'3	49'8	49'9	50'0	49'3	48'9	48'8	48'9
48'0	47'7	47'7	48'0	48'2	49'3	49'8	49'9	49'9	49'3	48'9	48'9	48'9
47'9	47'7	47'7	48'0	48'2	49'3	49'8	49'9	49'9	49'2	48'9	48'9	48'9
47'9	47'7	47'7	48'0	48'7	49'3	50'0	50'0	49'9	49'2	49'0	48'9	48'9
47'9	47'7	47'8	48'0	48'7	49'4	49'9	50'0	49'9	49'2	49'0	48'9	48'9
47'9	47'7	47'9	48'0	48'7	49'4	49'9	50'0	49'8	49'2	49'0	48'9	48'9
47'9	47'7	48'0	48'0	48'7	49'4	49'9	50'0	49'6	49'2	49'0	48'9	48'9
47'9	47'7	48'0	48'0	48'7	49'4	49'9	50'0	49'6	49'2	49'0	48'9	48'7
47'9	47'7	48'0	48'0	48'7	49'5	49'9	50'0	49'6	49'2	48'8	48'9	48'7
47'8	47'7	48'0	48'0	48'8	49'7	49'9	50'0	49'6	49'2	48'8	48'9	48'7

68'1	68'0	68'0	68'1	68'4	68'9	69'4	69'6	69'7	69'6	69'6	69'8	69'8
------	------	------	------	------	------	------	------	------	------	------	------	------

and increasing Horizontal and Vertical Force.

METEOROLOGICAL OBSERVATIONS.

Mean Göttingen Time.			Barometer at 32°.	Thermometers.		Wind.		Extent of Cloudy Sky.	Weather.
D.	H.	M.		Dry.	Wet.	Direction.	Force.		
19	22	0	In. 28'327	° 64'9	° 62'8	S.E.	lbs. 1'8	1'0	Overcast and dull, with strat.
	23	0	28'322	65'8	64'0	S.E.	1'3	1'0	Overcast and dull, with strat.
20	0	0	28'311	67'2	64'4	S.E.	1'5	1'0	Overcast and fair; cum.-strat.
	1	0	28'300	69'4	65'4	S.S.E.	2'0	0'8	Fine; cir. and cum.
	2	0	28'281	69'2	65'0	S.E. by S.	1'4	0'8	Cloudy; fair; cum. and strat.
	3	0	28'270	68'9	64'5	S.E.	1'7	0'8	Cloudy; cum. and strat.
	4	0	28'256	68'4	64'7	S.E.	1'4	0'8	Cloudy; cir.-strat. and cum.
	5	0	28'255	67'9	64'4	S.E.	1'2	1'0	Nearly overcast; cum.-strat.
	6	0	28'253	67'0	64'3	S.E. by S.	1'4	0'9	Nearly overcast; hazy; cum.-strat.
	7	0	28'266	65'8	63'6	S.E. by S.	1'6	1'0	Overcast; thick, with strat.
	8	0	28'272	64'8	63'4	S.E. by S.	1'8	1'0	Overcast; misty, with strat.
	9	0	28'286	64'4	63'1	S.E. by S.	1'8	1'0	Overcast; moonlight; cum.-strat.

April 23d and 24th.			MAGNETICAL OBSERVATIONS.										
Mean Göttingen Time.			Angular Value of one Scale Division = 0'711.						DECLINATION.				
			10h.	11h.	12h.	13h.	14h.	15h.	16h.	17h.	18h.	19h.	20h.
M.	s.		Sc. Div.	Sc. Div.	Sc. Div.	Sc. Div.	Sc. Div.	Sc. Div.	Sc. Div.	Sc. Div.	Sc. Div.	Sc. Div.	Sc. Div.
0	0		90°0	89°9	90°0	89°2	89°1	89°2	89°4	89°2	89°2	89°8	90°0
5	0		89°8	89°8	90°0	89°2	89°1	89°2	89°3	89°2	89°1	90°0	89°8
10	0		89°8	89°8	90°0	89°1	89°1	89°1	89°3	89°2	89°1	90°1	89°8
15	0		89°5	89°7	90°0	89°1	89°1	89°1	89°3	89°2	89°2	90°2	89°6
20	0		89°8	89°8	90°0	89°1	89°1	89°1	89°3	89°2	89°2	90°2	89°6
25	0		89°8	89°9	90°0	89°1	89°1	89°1	89°4	89°2	89°2	90°3	89°5
30	0		89°8	89°8	89°9	89°1	89°1	89°1	89°4	89°2	89°2	90°3	89°4
35	0		89°8	89°4	89°8	89°1	89°1	89°1	89°3	89°2	89°4	90°2	89°3
40	0		89°9	89°6	89°7	89°1	89°1	89°1	89°3	89°2	89°5	90°2	89°3
45	0		89°7	89°9	89°7	89°1	89°1	89°1	89°3	89°2	89°6	90°2	89°2
50	0		89°7	89°9	89°6	89°1	89°1	89°1	89°3	89°2	89°7	90°2	89°2
55	0		89°8	89°9	89°6	89°1	89°2	89°1	89°2	89°2	89°8	90°2	89°2

M. s.		One Scale Division = '00021 parts of the H. F.						HORIZONTAL FORCE.				
		10h.	11h.	12h.	13h.	14h.	15h.	16h.	17h.	18h.	19h.	20h.
2	0	47°1	48°9	49°1	48°7	49°1	50°5	50°4	49°9	49°8	49°8	50°7
7	0	47°1	48°2	49°1	48°9	49°2	50°1	50°3	49°9	49°8	49°9	50°8
12	0	47°1	48°1	49°1	48°6	49°1	50°1	50°3	49°9	49°9	49°8	51°1
17	0	47°6	48°1	49°3	48°5	49°1	50°0	50°2	49°9	49°9	49°9	51°1
22	0	47°9	48°1	49°3	48°5	49°0	50°1	50°2	49°9	50°2	50°0	51°4
27	0	48°0	48°5	49°1	48°9	48°9	50°3	50°2	49°9	50°3	50°0	51°7
32	0	47°5	48°3	49°1	48°8	49°0	50°4	50°1	49°8	50°4	50°1	52°0
37	0	47°0	47°9	48°9	48°8	49°2	50°7	50°1	49°8	50°3	50°2	52°2
42	0	46°9	47°8	48°9	48°9	49°2	50°7	50°1	49°8	50°4	50°2	52°6
47	0	46°9	48°2	48°9	49°0	50°3	50°4	50°1	49°8	50°2	50°3	53°0
52	0	47°1	48°2	49°0	49°2	50°5	50°3	50°1	49°7	50°2	50°2	53°3
57	0	48°1	48°7	48°9	49°2	50°4	50°3	49°9	49°8	50°0	50°3	53°7

Thermometer			69°8	69°8	69°7	69°3	69°1	69°1	69°1	69°1	69°1	69°0	69°0
-------------	--	--	------	------	------	------	------	------	------	------	------	------	------

M. s.		One Scale Division = '00091 parts of the V. F.						VERTICAL FORCE.				
		10h.	11h.	12h.	13h.	14h.	15h.	16h.	17h.	18h.	19h.	20h.
3	0	46°5	46°5	46°4	46°7	46°4	46°4	46°5	46°0	46°0	45°9	45°5
8	0	46°5	46°4	46°4	46°0	46°4	46°4	46°5	46°0	46°0	45°9	45°5
13	0	46°5	46°4	46°4	45°9	46°4	46°4	46°5	46°0	46°0	45°9	45°5
18	0	46°5	46°4	46°4	45°9	46°4	46°4	46°5	46°0	46°0	45°9	45°3
23	0	46°5	46°4	46°4	45°9	46°4	46°4	46°5	46°0	46°0	45°9	45°3
28	0	46°5	46°4	46°4	46°0	46°4	46°4	46°5	46°0	46°0	45°7	45°3
33	0	46°5	46°4	46°4	46°4	46°4	46°4	46°5	46°0	46°0	45°7	45°3
38	0	46°5	46°4	46°4	46°4	46°4	46°4	46°5	46°0	46°0	45°7	45°3
43	0	46°5	46°4	46°4	46°4	46°4	46°4	46°5	46°0	46°0	45°7	45°3
48	0	46°5	46°4	46°4	46°4	46°4	46°4	46°5	46°0	46°0	45°7	45°3
53	0	46°5	46°4	46°4	46°4	46°4	46°4	46°5	46°0	46°0	45°6	45°3
58	0	46°5	46°4	46°4	46°4	46°4	46°5	46°5	46°0	46°0	45°6	45°3

Thermometer			69°7	69°7	69°7	69°4	69°3	69°3	69°4	69°4	69°4	69°2	69°0
-------------	--	--	------	------	------	------	------	------	------	------	------	------	------

Increasing Numbers denote decreasing westerly Declination.

METEOROLOGICAL OBSERVATIONS.

Mean Göttingen Time.			Barometer at 32°.	Thermometers.		Wind.		Extent of Cloudy Sky.	Weather.
				Dry.	Wet.	Direction.	Force.		
D.	H.	M.	In.	°	°		lbs.		
23	10	0	28°270	65°2'	63°8	S.S.E.	0°3	1°0	Overcast; a few drops of rain; strat. and nimbi.
	11	0	28°286	64°8	63°6	S.E. by S.	0°3	1°0	Overcast; faint moonlight; strat.
	12	0	28°286	64°8	63°8	S.E. by S.	0°3	1°0	Overcast; faint moonlight; strat.
	13	0	28°279	64°3	62°3	S.S.E.	0°4	1°0	Overcast; faint moonlight; strat.
	14	0	28°274	64°9	63°1	S.S.E.	0°3	1°0	Overcast; faint moonlight; strat.
	15	0	28°252	64°4	63°0	S.E. by S.	0°3	1°0	Overcast and misty; faint moonlight; strat.
	16	0	28°242	63°9	61°9	S.E. by S.	0°4	1°0	Overcast; faint moonlight; hazy; strat.
	17	0	28°226	64°0	62°7	S.E. by S.	0°5	1°0	Overcast; moonlight; strat.
	18	0	28°226	63°2	62°0	S.E. by S.	0°5	1°0	Overcast; moonlight; cum.-strat.
	19	0	28°240	63°7	62°6	S.S.E.	0°5	1°0	Overcast and dull; cum.-strat.
	20	0	28°270	63°4	63°0	S.S.E.	0°5	0°6	Fine; sun; strat. and small cum.
	21	0	28°285	64°8	64°0	S.S.E.	0°6	0°9	Cloudy and dull; strat.

MAGNETICAL OBSERVATIONS.

April 23d and 24th.

DECLINATION.

Angular Value of one Scale Division = 0'711.

21h.	22h.	23h.	0h.	1h.	2h.	3h.	4h.	5h.	6h.	7h.	8h.	9h.
Sc. Div. 89°1	Sc. Div. 87°0	Sc. Div. 86°1	Sc. Div. 87°0	Sc. Div. 88°0	Sc. Div. 88°6	Sc. Div. 87°1	Sc. Div. 87°4	Sc. Div. 86°8	Sc. Div. 86°8	Sc. Div. 86°2	Sc. Div. 88°0	Sc. Div. 88°6
89°0	86°6	86°0	87°0	87°9	88°5	87°1	87°4	86°8	86°9	86°2	88°0	88°7
88°8	86°5	86°0	87°2	87°8	88°5	87°1	87°5	86°8	86°9	86°5	88°0	88°7
88°7	86°5	86°0	87°2	87°8	88°7	87°3	87°4	86°8	86°9	86°8	88°1	88°7
88°6	86°4	86°0	87°3	87°8	88°7	87°4	87°4	86°9	86°9	87°0	88°2	88°7
88°4	86°4	86°1	87°4	87°8	88°7	87°3	87°2	86°9	86°9	87°2	88°2	88°7
88°2	86°2	86°1	87°3	87°9	88°4	87°5	87°0	86°8	86°9	87°2	88°3	88°7
88°1	86°1	86°1	87°4	88°1	88°1	87°4	86°9	86°8	86°6	87°3	88°3	88°7
87°9	86°1	86°1	87°6	88°2	88°0	87°8	86°9	86°8	86°4	87°4	88°4	88°8
87°7	86°5	86°5	87°7	88°3	87°9	87°8	87°0	86°8	86°4	87°7	88°5	88°8
87°5	86°4	86°8	87°9	88°5	87°9	87°9	86°9	86°8	86°3	87°9	88°7	88°8
87°2	86°2	86°9	88°1	88°6	87°1	87°8	86°9	86°8	86°3	88°0	88°6	89°0

HORIZONTAL FORCE.

Change in the Magnetic moment of the Bar for 1° Fah°. = '00028.

53·7	55·4	58·9	60·8	60·7	60·5	55·1	54·0	50·0	46·2	43·9	44·0	44·4
53·9	55·8	59·0	60·9	60·5	60·1	55·9	53·8	49·9	46·0	43·8	44·0	44·4
54·0	56·1	59·0	60·9	60·3	60·2	56·0	53·1	49·9	45·8	43·7	44·1	44·5
54·2	56·6	59·0	60·9	60·2	60·2	56·0	53·2	49·6	45·3	43·5	44·1	44·5
54·3	56·9	59·1	61·0	60·2	60·1	55·9	53·1	49·2	45·0	43·4	44·1	44·4
54·4	57·0	59·1	61·2	60·7	59·9	55·7	52·1	49·0	44·9	43·3	44·3	44·4
54·6	57·0	59·2	61·2	60·8	59·3	55·7	51·9	48·2	44·6	43·4	44·2	44·4
54·9	57·1	59·7	61·2	60·9	58·4	55·1	51·2	48·0	44·1	43·3	44·2	44·7
55·1	57·8	59·8	61·2	61·0	57·8	54·9	51·1	48·1	44·0	43·3	44·4	44·8
55·5	58·1	59·9	61·2	61·1	57·8	55·1	50·9	47·8	44·0	43·7	44·7	44·8
55·7	58·5	60·1	61·1	61·0	57·9	55·1	50·3	47·1	44·0	43·8	44·7	44·7
55·5	58·8	60·7	60·9	60·8	55·9	54·8	50·1	46·9	43·9	43·8	44·5	44·7
68°8	68°9	69°1	69°9	70°6	71°8	72°9	73°9	74°2	74°8	74°7	74°2	73°5

VERTICAL FORCE.

Change in the Magnetic moment of the Bar for 1° Fah°. = '00002.

45·3	45·6	46·0	46·1	46·9	47·8	48·2	48·8	48·8	49·1	49·4	49·0	48·7
45·2	45·6	46·0	46·1	47·5	47·8	48·2	49·0	48·8	49·1	49·4	49·0	48·4
45·2	45·6	46·0	46·2	47·5	47·8	48·2	49·0	48·9	49·1	49·4	49·5	48·4
45·3	45·7	46·0	46·2	47·5	47·8	48·2	49·0	48·9	48·8	49·4	49·5	48·0
45·4	45·8	46·0	46·3	47·5	47·8	48·3	49·0	48·9	48·8	49·4	49·1	48·0
45·4	45·8	46·0	46·3	47·5	48·0	48·4	49·0	48·9	48·8	49·4	49·0	48·0
45·4	45·9	46·0	46·3	47·5	48·0	48·5	49·0	48·9	48·8	49·4	49·0	47·8
45·4	46·0	46·0	46·5	47·5	48·0	48·5	49·0	48·9	48·8	49·2	48·9	47·8
45·4	46·0	46·0	46·5	47·7	48·0	48·6	49·0	48·9	48·8	49·1	48·8	47·6
45·4	46·0	46·0	46·8	47·7	48·0	48·6	48·8	48·9	48·8	49·4	48·5	47·6
45·7	46·0	46·0	46·9	47·8	48·1	48·6	48·8	48·9	49·4	49·4	48·6	47·5
45·7	46·0	46·0	46·9	47·8	48·1	48·8	48·8	48·9	49·2	49·3	48·6	47·5
68°7	68°8	68°8	69°3	70°0	71°0	72°0	72°8	73°3	73°7	73°7	73°9	73°3

and increasing Horizontal and Vertical Force.

METEOROLOGICAL OBSERVATIONS.

Mean Göttingen Time.			Barometer at 32°.	Thermometers.		Wind.		Extent of Cloudy Sky.	Weather.
D.	H.	M.		Dry.	Wet.	Direction.	Force.		
			In.	°	°		lbs.		
23	22	0	28·293	65·8	64·2	S.E. by E.	0·6	0·6	Fine; sun; small cum.-strat.
	23	0	28·301	67·3	64·4	S.E. by E.	0·6	0·5	Fine; sun; strat; large cum.
24	0	0	28·288	68·2	64·8	S.E.	0·7	0·1	Nearly cloudless; a few small cum.; very fine.
	1	0	28·277	69·2	65·2	E.S.E.	0·2	0·1	Very fine; sun; small cum.
	2	0	28·274	70·2	65·1	S.E. by E.	0·2	0·0	Very fine; sun; small cum.
	3	0	28·252	71·0	65·5	S.E. by E.	0·2	0·0	Very fine; sun; small cum.
	4	0	28·243	71·6	64·9	E.S.E.	0·2	0·1	Very fine; sun; cum. round horizon.
	5	0	28·248	71·4	63·9	N.E. by E.	0·2	0·0	Very fine; sun.
	6	0	28·250	70·6	64·3	East.	0·2	0·0	Very fine; sun.
	7	0	28·251	68·6	62·2	E. by S.	0·2	0·1	Very fine; small cum. round horizon.
	8	0	28·266	66·7	62·9	E.S.E.	0·2	0·0	Sky cloudless.
	9	0	28·275	65·2	62·3	S.E. by E.	0·2	0·0	Sky cloudless; stars bright.

May 30th and 31st.			MAGNETICAL OBSERVATIONS.											
Mean Göttingen Time.			Angular Value of one Scale Division = 0''711.					DECLINATION.						
			10h.	11h.	12h.	13h.	14h.	15h.	16h.	17h.	18h.	19h.	20h.	
M.	S.		Sc. Div.	Sc. Div.	Sc. Div.	Sc. Div.	Sc. Div.	Sc. Div.	Sc. Div.	Sc. Div.	Sc. Div.	Sc. Div.	Sc. Div.	
0	0		87'2	87'2	87'1	87'1	87'1	87'2	87'1	87'0	88'3	88'7	89'9	92'1
5	0		87'2	87'1	87'1	87'1	87'1	87'0	87'1	87'2	88'4	88'7	90'0	92'1
10	0		87'2	87'1	87'2	87'1	87'1	86'9	87'1	87'2	88'3	88'9	90'2	92'2
15	0		87'4	87'2	87'2	87'1	86'9	87'1	87'3	87'3	88'6	89'0	90'6	92'1
20	0		87'5	87'2	87'2	87'1	86'9	87'1	87'3	87'3	88'6	89'0	90'8	92'1
25	0		87'4	87'2	87'2	87'1	86'8	87'1	87'4	87'4	88'4	89'0	91'2	92'1
30	0		87'5	87'2	87'2	87'1	86'7	87'1	87'6	87'6	88'5	89'1	91'4	92'1
35	0		87'3	87'2	87'2	87'1	86'7	87'1	87'7	87'7	88'6	89'1	91'6	92'1
40	0		87'4	87'1	87'2	87'1	86'9	87'1	87'8	87'8	88'6	89'3	91'8	92'0
45	0		87'4	87'0	87'2	87'2	87'0	87'0	88'2	88'2	88'6	89'4	92'0	91'9
50	0		87'4	87'1	87'2	87'5	87'1	87'0	88'3	88'3	88'6	89'5	92'2	91'6
55	0		87'4	87'1	87'2	87'4	87'1	87'0	88'3	88'3	88'7	89'7	92'2	91'5

M. S.		One Scale Division = '00021 parts of the H. F.					HORIZONTAL FORCE.					
		10h.	11h.	12h.	13h.	14h.	15h.	16h.	17h.	18h.	19h.	20h.
2	0	48'1	47'0	47'0	47'1	48'4	49'1	49'0	51'8	51'8	52'0	51'7
7	0	48'0	47'0	46'8	47'1	48'8	49'1	49'0	52'0	52'0	52'0	51'9
12	0	48'0	47'0	47'0	47'4	48'9	49'2	49'2	52'2	52'0	52'0	51'9
17	0	48'0	47'0	47'0	47'7	48'9	49'2	49'2	52'2	52'0	52'0	51'9
22	0	47'8	46'9	47'0	47'9	48'9	49'2	49'5	52'3	52'0	52'1	52'0
27	0	47'5	46'8	47'0	48'0	48'9	49'2	49'6	52'4	52'0	52'0	52'0
32	0	47'3	46'8	47'0	48'1	48'9	49'3	49'7	52'4	52'0	52'1	52'7
37	0	47'2	46'9	47'0	48'1	48'9	49'4	49'9	52'4	52'0	52'1	53'1
42	0	47'2	47'0	47'0	48'1	48'9	49'3	50'2	52'3	52'0	52'1	53'4
47	0	47'1	47'0	47'1	48'1	48'9	49'1	50'6	52'1	52'0	51'8	53'9
52	0	47'1	47'1	47'1	48'1	48'9	49'1	51'3	52'0	52'0	51'7	54'1
57	0	47'0	47'1	47'1	48'1	49'0	49'1	51'8	51'8	52'0	51'7	54'2

Thermometer		66°5	66°3	66°1	66°1	66°2	66°1	65°9	65°8	65°8	65°9	65°9
M.	S.											
3	0	44'7	44'5	44'5	44'8	44'8	44'9	45'0	44'8	44'9	44'9	45'0
8	0	44'7	44'5	44'7	44'8	44'8	44'9	45'0	44'8	44'9	44'8	45'0
13	0	44'7	44'5	44'7	44'8	44'8	44'9	45'0	44'8	44'9	44'8	45'0
18	0	44'7	44'5	44'7	44'8	44'8	45'3	45'0	44'8	45'0	44'7	44'7
23	0	44'7	44'5	44'8	44'8	44'8	45'3	44'8	44'8	45'0	44'7	44'7
28	0	44'7	44'5	44'8	44'8	44'8	45'3	44'8	44'8	45'1	44'7	44'7
33	0	44'7	44'5	44'8	44'8	44'8	45'3	44'8	45'0	45'1	44'7	44'8
38	0	44'7	44'5	44'8	44'8	44'8	45'2	44'8	45'0	45'1	44'7	44'9
43	0	44'6	44'5	44'8	44'8	44'8	45'2	44'8	45'0	45'1	44'7	44'9
48	0	44'7	44'5	44'8	44'8	44'8	45'1	44'8	44'9	44'8	44'7	44'9
53	0	44'7	44'5	44'7	44'8	44'8	45'1	44'8	44'9	44'8	44'7	44'9
58	0	44'5	44'5	44'8	44'8	44'9	45'1	44'8	44'9	44'8	44'7	44'9

Increasing Numbers denote decreasing westerly Declination.

METEOROLOGICAL OBSERVATIONS.											
Mean Göttingen Time.			Barometer at 32°.	Thermometers.		Wind.		Extent of Cloudy Sky.	Weather.		
				Dry.	Wet.	Direction.	Force.				
D.	H.	M.	In.	°	°		lbs.				
30	10	0	28'365	62'1	61'8	S.E.	1'2	1'0	Overcast; dark; strat		
	11	0	28'365	62'5	62'0	S.E.	1'2	1'0	Overcast; dark; strat.		
	12	0	28'361	62'1	61'4	S.E.	1'2	1'0	Overcast; hazy; strat.		
	13	0	28'349	61'8	61'0	S.E.	1'2	1'0	Overcast; dark; strat.		
	14	0	28'339	61'5	60'4	S.E.	1'2	1'0	Overcast; dark; strat.		
	15	0	28'329	61'0	59'8	S.E.	1'2	0'8	Cloudy; fair; stars; strat.		
	16	0	28'324	61'0	60'0	S.E.	1'2	1'0	Overcast; a few dim stars; strat.		
	17	0	28'323	61'1	59'9	S.E.	1'2	0'7	Cloudy; stars dim; cum.-strat. and strat.		
	18	0	28'328	61'1	60'2	S.E.	1'2	1'0	Overcast; dull; strat.		
	19	0	28'324	61'7	61'4	S.E.	1'2	1'0	Overcast; mist and rain; strat. and nimbi.		
	20	0	28'332	61'2	60'6	S.E.	1'2	1'0	Overcast; dull; strat.		
	21	0	28'350	61'9	60'9	S.E.	1'3	1'0	Overcast; dull; strat.		

MAGNETICAL OBSERVATIONS.

May 30th and 31st.

DECLINATION.

Angular Value of one Scale Division = 0'711.

21h.	22h.	23h.	0h.	1h.	2h.	3h.	4h.	5h.	6h.	7h.	8h.	9h.
Sc. Div. 91'3	Sc. Div. 89'1	Sc. Div. 88'1	Sc. Div. 88'0	Sc. Div. 86'0	Sc. Div. 84'7	Sc. Div. 84'7	Sc. Div. 84'9	Sc. Div. 85'7	Sc. Div. 85'5	Sc. Div. 86'1	Sc. Div. 86'9	Sc. Div. 87'1
91'2	89'1	88'1	88'0	85'8	84'3	84'8	85'0	85'9	85'6	86'1	86'9	87'1
91'1	89'1	88'1	87'9	85'8	84'0	84'8	85'2	85'9	85'3	86'1	87'0	87'1
90'8	89'1	88'0	87'4	85'5	84'1	84'8	85'4	85'8	85'3	86'5	87'1	87'1
90'8	88'9	88'0	87'3	85'1	84'5	84'5	85'8	85'6	85'4	86'9	87'1	87'1
90'0	88'6	88'0	87'5	85'0	85'0	84'2	85'9	85'6	85'6	87'0	87'2	87'1
89'9	88'6	88'0	87'5	85'1	85'2	84'1	85'9	85'4	85'8	87'0	87'5	87'1
90'0	88'8	88'0	87'2	85'0	85'2	84'1	85'9	85'4	86'0	87'0	87'5	87'1
90'0	88'5	88'0	87'0	84'3	85'2	84'1	85'9	85'6	86'1	87'0	87'4	87'1
90'0	88'5	88'1	86'8	84'2	84'8	84'2	85'6	85'8	86'1	86'9	87'4	87'1
89'9	88'2	88'1	86'4	84'3	84'7	84'6	85'5	85'8	86'1	86'9	87'3	87'1
89'2	88'2	88'1	86'2	84'8	84'7	84'8	85'5	85'7	86'1	86'9	87'2	87'1

HORIZONTAL FORCE.

Change in the Magnetic moment of the Bar for 1° Fah°. = '00028.

54'7	56'7	56'7	55'7	54'1	53'8	50'9	49'7	47'8	46'8	46'7	47'0	46'9
54'9	56'4	56'2	55'5	54'0	53'3	51'0	49'8	48'0	46'7	46'6	46'9	46'9
55'0	56'4	56'0	55'2	53'8	53'1	50'9	49'7	47'9	46'6	46'7	46'8	46'9
55'0	56'4	56'9	55'3	53'3	53'0	50'0	49'9	47'3	46'7	46'9	46'8	47'0
55'1	56'3	56'1	55'7	53'5	53'2	49'9	50'9	47'1	46'6	46'9	46'5	47'0
54'9	56'7	56'1	55'3	55'9	52'8	49'3	50'9	47'1	46'8	46'9	46'4	47'0
54'9	56'0	56'0	55'2	56'4	52'8	49'7	51'0	47'2	46'8	47'0	46'8	47'0
55'1	56'8	56'0	55'2	56'3	52'4	49'8	50'2	47'5	46'8	47'0	46'9	47'0
55'3	56'5	56'1	55'4	54'4	51'8	49'1	48'1	47'6	46'8	46'9	47'1	47'1
55'9	56'9	56'0	55'3	53'6	51'6	49'1	47'2	47'6	46'9	46'9	47'0	47'1
56'0	56'9	56'0	55'0	54'1	50'8	49'1	47'1	47'2	46'8	47'0	46'9	47'1
56'1	56'7	55'9	54'6	54'3	50'8	49'7	47'7	47'1	46'7	47'1	46'9	47'1
65'8	65'9	65'9	66'1	66'4	66'9	67'1	67'7	67'8	67'8	67'5	67'1	67'0

VERTICAL FORCE.

Change in the magnetic moment of the Bar for 1° Fah°. = '00002.

44'9	45'2	45'9	46'3	46'4	46'6	46'4	46'2	45'8	45'8	46'0	45'7	45'7
44'9	45'4	45'9	46'4	46'4	46'4	46'4	46'1	45'8	45'8	46'0	45'7	45'8
44'9	45'5	45'9	46'4	46'4	46'4	46'4	46'0	45'8	45'8	46'0	45'7	45'8
44'9	45'6	45'9	46'4	46'4	46'4	46'4	46'0	45'8	45'8	46'0	45'7	45'8
44'9	45'6	46'0	46'5	46'4	46'4	46'4	45'9	45'8	45'8	46'0	45'7	45'8
44'9	45'6	46'1	46'5	46'7	46'4	46'4	45'9	45'8	45'8	46'0	45'7	45'8
44'9	45'6	46'1	46'5	46'7	46'4	46'4	45'9	45'8	45'9	46'0	45'7	45'8
44'9	45'6	46'1	46'5	46'7	46'4	46'3	45'9	45'8	45'9	45'7	45'7	45'8
44'9	45'6	46'1	46'5	46'6	46'4	46'3	45'8	45'8	45'9	45'7	45'7	45'8
45'1	45'7	46'2	46'5	46'6	46'4	46'3	45'7	45'8	45'9	45'7	45'7	45'8
45'1	45'8	46'3	46'5	46'6	46'4	46'3	45'7	45'8	46'0	45'7	45'7	45'8
45'1	45'8	46'3	46'5	46'6	46'4	46'2	45'7	45'8	46'0	45'7	45'7	45'8
65'7	65'8	65'8	66'0	66'3	66'3	66'7	67'1	67'4	67'4	67'2	67'2	67'2

and increasing Horizontal and Vertical Force.

METEOROLOGICAL OBSERVATIONS.

Mean Göttingen Time.	Barometer at 32°.	Thermometers.		Wind.		Extent of Cloudy Sky.	Weather.
		Dry.	Wet.	Direction.	Force.		
D. H. M.	In.	°	°		lbs.		
30 22 0	28'364	62'6	61'7	S.E.	1'3	1'0	Overcast; hazy; strat.
23 0	28'351	63'4	61'7	S.E.	1'3	0'9	Cloudy; fair; sun; cum.-strat.
31 0 0	28'346	64'2	61'8	S.E.	1'2	1'0	Overcast; fair; cum.-strat.
1 0	28'335	65'0	62'1	S.E.	0'8	0'8	Cloudy; fair; sun; cum.-strat.
2 0	28'316	64'6	61'5	S.E.	0'8	0'9	Cloudy; fair; sun; cum.-strat.
3 0	28'294	64'6	61'4	S.E.	0'8	0'4	Fine; sun; small cum.
4 0	28'276	64'6	60'5	S.E. by S.	0'8	0'6	Fine; sun; cum.-strat.
5 0	28'275	64'0	60'4	S.E. by S.	0'7	0'6	Fine; sun; strat.-cum.
6 0	28'289	63'3	60'8	S.E. by S.	0'7	0'8	Cloudy; fair; cum.-strat.
7 0	28'308	62'1	59'8	S.E. by S.	0'7	1'0	Overcast; dull; cum.-strat.
8 0	28'326	61'5	59'2	S.E. by S.	0'7	0'9	Nearly overcast; stars dim; strat.
9 0	28'339	61'5	59'4	S.E. by S.	0'6	0'9	Nearly overcast; dark; strat.

June 18th and 19th.		MAGNETICAL OBSERVATIONS.										
Mean Göttingen Time.		Angular Value of one Scale Division = 0'711.						DECLINATION.				
		10h.	11h.	12h.	13h.	14h.	15h.	16h.	17h.	18h.	19h.	20h.
M.	s.	Sc. Div.	Sc. Div.	Sc. Div.	Sc. Div.	Sc. Div.	Sc. Div.	Sc. Div.	Sc. Div.	Sc. Div.	Sc. Div.	Sc. Div.
0	0	88'5	88'8	89'0	88'9	88'7	88'8	88'7	88'9	89'3	90'2	92'8
5	0	88'5	88'8	89'0	88'9	88'8	88'7	88'7	89'0	89'4	90'3	92'9
10	0	88'5	88'9	89'0	88'9	88'7	88'7	88'8	89'0	89'8	90'8	92'9
15	0	88'5	88'9	89'0	88'9	88'7	88'7	88'8	89'1	89'8	90'8	92'9
20	0	88'5	88'9	88'9	88'9	88'7	88'7	88'8	89'1	89'9	91'0	92'9
25	0	88'6	88'9	88'9	88'9	88'8	88'7	88'8	89'1	90'0	91'1	93'0
30	0	88'6	89'0	88'9	88'8	88'8	88'8	88'8	89'1	90'0	91'1	93'0
35	0	88'7	89'0	88'9	88'8	88'8	88'8	88'8	89'1	90'0	91'8	93'0
40	0	88'7	89'0	88'9	88'8	88'9	88'8	88'8	89'1	90'0	92'0	93'0
45	0	88'8	89'0	88'9	88'8	88'8	88'8	88'8	89'1	90'1	92'1	92'9
50	0	88'8	89'0	88'9	88'7	88'8	88'8	88'8	89'2	90'1	92'2	92'9
55	0	88'8	89'0	88'9	88'7	88'8	88'7	88'9	89'3	90'1	92'8	92'8

M. s.		One Scale Division = '00021 parts of the H. F.						HORIZONTAL FORCE.				
2	0	57'9	57'9	58'0	58'0	58'3	57'8	57'9	58'5	57'9	58'3	58'9
7	0	57'9	57'9	58'0	58'0	58'4	57'8	58'0	58'5	58'1	58'4	58'9
12	0	57'9	57'9	58'1	58'1	58'4	57'9	57'9	58'3	58'1	58'4	59'1
17	0	57'9	58'0	57'8	58'0	58'3	57'9	58'1	58'3	58'1	58'5	59'2
22	0	57'9	57'9	57'3	58'1	58'3	57'9	58'1	58'2	58'1	58'6	59'3
27	0	58'0	57'9	57'1	58'1	58'2	58'0	58'2	58'2	58'1	58'5	59'8
32	0	57'9	57'9	57'2	58'1	58'1	58'0	58'4	58'2	58'1	58'4	59'9
37	0	57'9	58'0	57'3	58'1	58'1	58'0	58'6	58'2	58'1	58'4	59'9
42	0	57'9	58'0	57'8	58'1	58'1	57'9	58'5	58'2	58'1	58'5	59'9
47	0	57'8	58'0	57'9	58'1	57'8	57'9	58'5	57'9	58'1	58'7	60'1
52	0	57'6	58'0	58'0	58'1	57'7	58'0	58'5	57'9	58'2	58'8	60'2
57	0	57'7	58'0	58'0	58'1	57'7	58'0	58'4	57'9	58'2	58'8	60'7

Thermometer		63'3	63'2	63'6	63'6	63'4	63'4	63'3	63'3	63'3	63'1	63'1
-------------	--	------	------	------	------	------	------	------	------	------	------	------

M. s.		One Scale Division = '00084 parts of the V. F.						VERTICAL FORCE.				
3	0	40'9	40'9	41'0	41'0	41'0	40'6	40'6	40'0	40'0	39'9	40'1
8	0	40'9	40'9	41'0	41'0	40'7	40'6	40'6	40'0	39'9	39'9	40'1
13	0	40'9	40'8	41'0	41'0	40'7	40'6	40'6	40'0	39'9	39'9	41'0
18	0	40'9	40'8	41'0	41'0	40'7	40'6	40'5	40'0	39'9	39'9	41'0
23	0	40'9	40'8	41'0	41'0	40'7	40'6	40'5	40'0	39'9	39'9	40'8
28	0	40'9	40'8	41'0	41'0	40'7	40'6	40'5	40'0	39'9	39'9	40'8
33	0	40'9	40'8	41'0	41'0	40'7	40'6	40'5	40'0	39'9	39'9	40'8
38	0	40'9	40'8	41'0	41'0	40'7	40'6	40'4	40'0	39'9	39'9	40'7
43	0	40'9	40'8	41'0	41'0	40'6	40'6	40'4	40'0	39'9	39'7	40'6
48	0	40'9	40'8	41'0	41'0	40'6	40'6	40'0	40'0	39'9	39'7	40'6
53	0	40'9	40'8	41'0	41'0	40'6	40'6	40'0	40'0	39'9	39'8	40'5
58	0	40'9	40'8	41'0	41'0	40'6	40'6	40'0	40'0	39'9	39'9	40'5

Thermometer		63'4	63'7	63'9	63'9	63'8	63'8	63'8	63'8	63'7	63'7	63'6
-------------	--	------	------	------	------	------	------	------	------	------	------	------

Increasing Numbers denote decreasing Westerly declination.

METEOROLOGICAL OBSERVATIONS.

Mean Göttingen Time.			Barometer at 32°.	Thermometers.		Wind.		Extent of Cloudy Sky.	Weather.
				Dry.	Wet.	Direction.	Force.		
D.	H.	M.	In.	°	°		lbs.		
18	10	0	28'388	58'9	58'7	S.E. by S.	1'3	1'0	Overcast ; misty, with showers ; strat.
	11	0	28'394	59'0	58'6	S.E. by S.	1'2	1'0	Overcast ; moonlight ; showery ; strat.
	12	0	28'399	59'0	58'8	S.E. by S.	1'2	1'0	Overcast and showery ; moonlight ; strat.
	13	0	28'395	59'0	58'8	S.E.	1'2	1'0	Overcast and showery ; moonlight ; strat.
	14	0	28'388	58'7	58'4	S.E.	1'2	1'0	Overcast and showery ; moonlight ; strat.
	15	0	28'369	58'8	58'3	S.E.	1'2	1'0	Overcast ; moonlight ; strat.
	16	0	28'355	58'7	58'6	S.E.	1'1	1'0	Overcast ; misty ; strat.
	17	0	28'355	58'7	58'8	S.E.	1'1	1'0	Overcast ; rain ; nimbus.
	18	0	28'351	58'6	58'6	S.E.	1'1	1'0	Overcast ; rain ; nimbus.
	19	0	28'363	58'5	58'5	S.E.	1'1	1'0	Overcast ; rain ; nimbus.
	20	0	28'384	58'6	58'8	S.E.	1'1	1'0	Overcast ; thick mist ; strat.
	21	0	28'395	59'2	59'4	S.E.	1'1	1'0	Overcast ; thick mist ; strat.

MAGNETICAL OBSERVATIONS.

June 18th and 19th.

DECLINATION.

Angular Value of one Scale Division = 0''711.

21h.	22h.	23h.	0h.	1h.	2h.	3h.	4h.	5h.	6h.	7h.	8h.	9h.
Sc. Div. 92'8	Sc. Div. 91'2	Sc. Div. 90'1	Sc. Div. 89'2	Sc. Div. 88'1	Sc. Div. 87'8	Sc. Div. 92'2	Sc. Div. 91'6	Sc. Div. 89'8	Sc. Div. 87'9	Sc. Div. 88'2	Sc. Div. 88'6	Sc. Div. 88'6
92'8	91'3	90'0	89'2	88'1	88'1	92'2	91'5	89'4	87'9	88'4	88'7	88'6
92'6	91'3	90'0	89'0	88'0	88'4	92'2	91'3	89'2	87'9	88'4	88'6	88'7
92'8	91'0	89'9	89'0	87'9	88'7	92'3	91'1	89'0	87'9	88'5	88'6	88'8
92'7	90'9	89'8	89'0	87'8	88'9	92'5	91'0	88'9	87'9	88'5	88'6	88'8
92'2	90'7	89'5	88'9	87'7	89'6	92'4	90'8	88'6	87'9	88'5	88'6	88'8
92'0	90'7	89'4	88'9	87'5	90'2	92'3	90'7	88'2	87'9	88'5	88'6	88'8
91'9	90'5	89'5	88'9	87'5	90'6	92'3	90'6	88'1	88'0	88'5	88'5	88'8
91'9	90'3	89'5	88'9	87'5	90'9	92'2	90'5	88'1	88'1	88'6	88'6	88'8
91'9	90'2	89'3	88'9	87'5	91'3	92'1	90'2	88'0	88'1	88'6	88'7	88'9
91'8	90'2	89'3	88'8	87'6	91'7	91'9	90'1	88'0	88'1	88'5	88'6	88'9
91'5	90'1	89'2	88'6	87'8	91'9	91'8	89'9	87'9	88'1	88'7	88'6	88'9

HORIZONTAL FORCE.

Change in the Magnetic moment of the Bar for 1° Fah. = '00028.

61'0	63'2	65'3	67'0	66'1	62'3	59'8	59'0	58'8	57'8	56'9	56'9	56'8
61'1	63'3	65'6	67'0	66'0	61'9	59'6	59'0	58'8	57'7	56'3	56'9	56'8
61'9	63'3	65'9	67'0	65'8	61'3	59'6	59'1	58'8	57'3	56'2	56'9	56'9
62'5	63'3	66'0	66'9	65'1	60'6	59'1	59'1	58'8	57'3	56'1	56'9	57'0
62'0	63'6	65'9	66'9	64'9	60'7	58'8	59'1	58'7	57'3	56'1	56'9	57'0
61'9	64'0	65'9	67'0	64'9	60'8	58'8	59'2	58'7	57'3	56'2	56'9	57'0
61'9	64'2	66'2	67'1	64'6	60'8	58'9	59'1	58'5	57'2	56'6	56'9	57'1
62'1	64'3	66'5	67'0	64'1	60'6	59'0	59'1	58'2	57'1	56'7	56'9	57'1
62'7	64'4	66'7	66'9	63'9	60'4	58'9	59'1	58'1	57'0	56'8	56'8	57'1
62'9	64'8	66'9	66'7	63'2	60'3	58'9	59'0	58'3	57'0	56'8	56'8	57'1
63'0	64'8	67'0	66'7	62'9	60'3	58'9	58'9	58'0	57'0	56'9	56'8	57'1
63'0	65'1	67'0	66'2	62'8	60'1	59'0	58'8	57'8	57'0	56'9	56'8	57'2
63'1	63'1	63'1	63'3	63'7	63'8	64'2	64'4	64'3	64'1	64'1	64'1	64'0

VERTICAL FORCE.

Change in the Magnetic moment of the Bar for 1° Fah. = '00002.

40'5	40'1	40'6	40'7	40'7	40'8	41'4	42'0	42'3	42'1	41'3	41'3	41'1
40'4	40'1	40'6	40'7	40'7	41'3	41'4	42'0	42'3	42'1	41'3	41'3	41'1
40'3	40'1	40'7	40'7	40'7	41'2	41'8	42'0	42'3	42'1	41'3	41'3	41'1
40'3	41'3	40'7	40'7	40'7	41'2	41'8	42'0	42'3	41'4	41'3	41'2	41'1
40'3	40'9	40'7	40'7	40'7	41'4	41'8	42'1	42'1	41'4	41'3	41'2	41'1
40'3	41'0	40'7	40'7	40'7	41'4	41'8	42'1	42'1	41'4	41'3	41'2	41'1
40'3	40'6	40'7	40'7	40'7	41'4	41'8	42'1	42'1	41'4	41'3	41'2	41'1
40'3	40'6	40'7	40'7	40'7	41'4	41'8	42'1	42'1	41'4	41'3	41'2	41'1
40'3	40'6	40'7	40'7	40'8	41'4	41'8	42'3	42'1	41'4	41'3	41'1	41'1
40'3	40'6	40'7	40'7	40'8	41'4	41'8	42'3	42'1	41'4	41'3	41'1	41'1
40'3	40'6	40'7	40'7	40'8	41'4	41'8	42'3	42'1	41'4	41'3	41'1	41'1
40'3	40'6	40'7	40'7	40'8	41'4	42'0	42'3	42'1	41'3	41'3	41'1	41'1
40'2	40'6	40'7	40'7	40'8	41'4	42'0	42'3	42'1	41'3	41'3	41'1	41'1
63'2	63'2	63'2	63'3	63'4	63'7	64'1	64'2	64'2	64'0	64'6	64'6	64'7

and increasing Horizontal and Vertical Force.

METEOROLOGICAL OBSERVATIONS.

Mean Göttingen Time.	Barometer at 32°.	Thermometers.		Wind.		Extent of Cloudy Sky.	Weather.
		Dry.	Wet.	Direction.	Force.		
D. H. M.	In.	°	°		lbs.		
18 22 0	28'406	59'9	60'1	S.E.	1'1	1'0	Overcast; mist and heavy rain; nimbus.
23 0	28'418	60'6	60'7	S.E.	1'1	1'0	Overcast; a heavy shower; nimbus.
19 0 0	28'405	61'1	61'1	S.E.	1'2	1'0	Overcast; showery; strat.
1 0	28'394	61'7	61'5	S.E. by S.	1'2	1'0	Overcast; hazy; dull; strat.
2 0	28'373	61'5	60'7	S.E.	1'1	0'9	Cloudy; sun; cum.-strat.
3 0	28'347	61'5	61'2	S.E.	1'1	1'0	Overcast, with rain; nimbus.
4 0	28'344	60'8	60'0	S.E. by S.	1'1	1'0	Overcast and showery; strat.
5 0	28'337	60'4	60'1	S.E.	1'0	1'0	Overcast; dull; misty; strat.
6 0	28'339	60'0	60'0	S.E. by S.	1'0	1'0	Overcast, with thick mist; strat.
7 0	28'349	59'8	59'6	S.E.	1'0	1'0	Overcast, with thick mist; strat.
8 0	28'351	59'6	59'7	S.E.	1'1	1'0	Overcast; moonlight; rain; strat.
9 0	28'357	59'7	59'7	S.E.	1'0	1'0	Overcast; dull; misty; strat.

July 23d and 24th.		MAGNETICAL OBSERVATIONS.										
Mean Göttingen Time.		Angular Value of one Scale Division = 0''711.					DECLINATION.					
		10h.	11h.	12h.	13h.	14h.	15h.	16h.	17h.	18h.	19h.	20h.
M.	s.	Sc. Div.	Sc. Div.	Sc. Div.	Sc. Div.	Sc. Div.	Sc. Div.	Sc. Div.	Sc. Div.	Sc. Div.	Sc. Div.	Sc. Div.
0	0	86'2	86'4	86'9	87'1	87'0	86'8	86'8	86'2	85'9	87'9	90'7
5	0	86'2	86'5	86'9	87'1	87'1	86'8	86'9	86'1	85'9	88'0	90'7
10	0	86'2	86'5	86'9	87'2	87'2	86'8	86'9	86'0	86'2	88'4	90'8
15	0	86'2	86'4	86'9	87'2	87'2	86'8	86'9	86'0	86'8	88'8	90'8
20	0	86'2	86'5	87'0	87'1	87'2	86'8	86'9	85'9	86'9	89'0	90'7
25	0	86'2	86'5	87'1	87'1	87'1	86'8	86'9	85'5	87'1	89'0	90'5
30	0	86'3	86'7	87'2	87'1	87'1	86'6	86'9	85'3	87'1	89'2	90'4
35	0	86'3	86'9	87'2	87'1	87'1	86'4	86'9	85'2	87'1	89'8	90'2
40	0	86'3	86'9	87'1	87'1	87'1	86'3	86'9	85'2	87'1	90'0	90'1
45	0	86'3	86'9	87'1	87'2	87'2	86'3	86'9	85'6	87'2	90'0	90'0
50	0	86'2	86'9	87'1	87'2	87'1	86'2	86'9	85'6	87'5	90'1	89'9
55	0	86'2	86'9	87'1	87'0	86'9	86'5	86'9	85'9	87'5	90'4	89'8

M. s.		One Scale Division = '00021 parts of the H. F.					HORIZONTAL FORCE.					
2	0	54'8	54'7	54'4	55'3	55'8	56'0	55'1	55'2	55'9	56'1	55'4
7	0	54'4	54'8	54'4	55'6	55'8	55'8	55'1	55'1	56'0	56'0	55'4
12	0	54'4	54'7	54'4	55'8	56'0	55'6	55'2	55'0	56'2	56'0	55'3
17	0	54'5	54'4	54'6	55'8	56'0	55'7	55'6	54'9	56'4	56'0	55'2
22	0	54'5	54'2	54'6	55'8	56'0	55'8	55'7	54'9	56'8	55'9	55'3
27	0	54'7	54'2	54'6	55'8	56'0	55'6	55'7	54'9	56'9	55'8	55'2
32	0	54'6	54'2	54'7	55'9	56'0	55'4	55'7	54'9	56'9	55'8	55'2
37	0	54'4	54'2	54'8	55'9	56'0	55'2	55'6	54'9	56'9	55'8	55'0
42	0	54'4	54'3	55'0	55'9	56'0	55'0	55'4	55'0	56'9	55'8	55'0
47	0	54'5	54'4	55'1	55'9	56'0	54'8	55'2	55'1	56'9	55'7	55'0
52	0	54'5	54'5	55'1	56'0	56'1	54'7	55'2	55'1	56'7	55'5	55'1
57	0	54'5	54'7	55'2	55'9	56'1	55'1	55'2	55'1	56'2	55'5	55'2

Thermometer	62'9	62'8	62'6	62'7	62'5	62'5	62'2	62'0	62'0	62'0	62'0
	62'9	62'8	62'6	62'7	62'5	62'5	62'2	62'0	62'0	62'0	62'0

M. s.		One Scale Division = '00085 parts of the V. F.					VERTICAL FORCE.					
3	0	51'1	51'0	51'0	50'9	50'9	50'4	48'0	48'1	47'8	48'0	47'9
8	0	51'1	51'0	51'0	50'9	50'9	50'4	48'0	48'0	47'8	48'0	47'9
13	0	51'1	51'0	51'0	50'9	50'6	50'4	48'0	48'0	47'8	48'1	47'9
18	0	51'0	51'0	51'0	50'9	50'6	50'4	48'0	48'0	47'8	48'1	48'1
23	0	51'0	51'0	50'9	50'9	50'5	50'2	48'0	48'0	47'9	48'1	48'2
28	0	51'0	51'0	50'9	50'9	50'5	50'0	48'0	47'9	47'9	48'1	48'2
33	0	51'0	51'0	50'9	50'9	50'5	48'5	48'1	47'9	47'9	48'1	48'2
38	0	51'0	51'0	50'9	50'9	50'5	48'3	48'1	47'9	47'9	48'0	48'2
43	0	51'0	51'0	50'9	50'9	50'5	48'3	48'1	47'9	47'9	47'9	48'2
48	0	51'0	51'0	50'9	50'9	50'5	48'5	48'4	47'9	47'9	47'9	48'2
53	0	51'0	51'0	50'9	50'9	50'5	48'1	48'3	47'9	47'9	47'9	48'2
58	0	51'0	51'0	50'9	50'9	50'4	48'2	48'2	47'9	48'0	47'9	48'2

Thermometer	62'9	63'0	63'0	63'2	63'1	63'0	62'9	62'8	62'7	62'7	62'5
	62'9	63'0	63'0	63'2	63'1	63'0	62'9	62'8	62'7	62'7	62'5

Increasing Numbers denote decreasing westerly Declination.

METEOROLOGICAL OBSERVATIONS.											
Mean Göttingen Time.			Barometer at 32°.	Thermometers.		Wind.		Extent of Cloudy Sky.	Weather.		
				Dry.	Wet.	Direction.	Force.				
D.	H.	M.	In.	°	°		lbs.				
23	10	0	28'400	58'0	57'4	S.E.	1'1	1'0	Overcast; rain; nimbus.		
	11	0	28'395	58'0	57'4	S.E.	1'4	1'0	Overcast; dark; rain; nimbus.		
	12	0	28'394	57'7	57'6	S.E.	1'9	1'0	Overcast; mist and rain; nimbus.		
	13	0	28'374	57'3	56'8	S.E.	1'9	1'0	Overcast; moonlight; rain; strat; nimbus.		
	14	0	28'372	57'0	56'7	S.E. by S.	1'5	1'0	Overcast; moonlight; misty, windy, strat.		
	15	0	28'362	56'9	56'4	S.E. by S.	1'2	1'0	Overcast; windy; showery; strat.		
	16	0	28'352	56'5	56'1	S.E. by S.	1'3	1'0	Overcast; moonlight; strat.		
	17	0	28'354	56'0	54'6	S.E. by S.	1'3	1'0	Overcast; moonlight; showery; strat.		
	18	0	28'357	56'3	54'5	S.E. by S.	1'4	1'0	Overcast; faint moonlight; strat.		
	19	0	28'373	56'3	55'3	S.E.	1'3	1'0	Overcast and dull; strat.		
	20	0	28'389	56'5	55'2	S.E.	1'3	1'0	Overcast and dull; strat.		
	21	0	28'403	57'0	55'2	S.E.	1'2	0'4	Fair; sun; cum. strat.		

MAGNETICAL OBSERVATIONS.

July 23d and 24th.

DECLINATION.

Angular Value of one Scale Division = 0'711.

21h.	22h.	23h.	0h.	1h.	2h.	3h.	4h.	5h.	6h.	7h.	8h.	9h.
Sc. Div.	Sc. Div.	Sc. Div.	Sc. Div.	Sc. Div.	Sc. Div.	Sc. Div.	Sc. Div.	Sc. Div.	Sc. Div.	Sc. Div.	Sc. Div.	Sc. Div.
89°6	88°5	88°0	87°5	86°5	86°3	87°0	87°3	86°3	85°1	84°2	85°0	86°0
89°3	88°5	88°0	87°4	86°5	86°2	86°9	87°3	86°2	85°0	84°0	85°1	86°0
89°3	88°4	88°0	87°5	86°5	86°1	86°8	87°3	86°1	85°0	84°1	85°1	86°0
89°2	88°2	87°9	87°6	86°4	86°2	86°8	87°5	86°1	84°9	84°1	85°2	85°7
89°2	88°1	87°9	87°2	86°5	86°3	86°9	87°5	85°9	84°9	84°1	85°5	85°6
89°1	88°0	87°7	87°1	86°6	86°5	86°8	87°5	85°9	84°9	84°3	85°5	85°3
89°1	88°0	87°8	87°0	86°6	86°7	86°5	87°5	85°9	84°8	84°5	85°6	85°4
89°1	88°0	87°7	86°8	86°6	86°8	86°7	87°5	85°9	84°7	84°8	85°2	85°7
89°1	88°0	87°7	86°6	86°3	86°8	86°8	87°1	85°9	84°5	84°8	85°1	85°8
89°0	88°0	87°6	86°5	86°4	86°8	86°8	87°0	85°6	84°5	84°9	85°8	86°0
88°8	87°9	87°5	86°5	86°3	86°9	86°9	86°8	85°5	84°3	84°9	85°8	86°1
88°7	87°9	87°5	86°5	86°2	87°0	86°9	86°5	85°2	84°2	85°0	85°9	86°2

HORIZONTAL FORCE.

Change in the Magnetic moment of the Bar for 1° Fahr. = '00028.

55°3	56°9	58°8	59°2	59°8	57°7	56°0	53°0	51°1	50°5	48°1	47°0	48°1
55°3	57°1	58°8	59°2	59°6	57°6	55°9	52°8	51°1	50°2	48°1	47°0	48°2
55°4	57°1	58°8	59°4	59°4	57°2	55°9	52°8	51°0	50°1	48°1	47°0	48°6
55°6	57°4	58°3	59°4	59°2	57°0	55°6	52°6	50°8	50°1	48°1	47°0	48°9
55°9	57°7	58°3	59°3	59°1	57°1	55°1	52°6	50°7	50°2	48°0	47°1	49°0
56°0	57°8	58°3	59°3	59°0	56°9	55°0	52°5	50°5	50°1	47°9	47°1	49°1
56°2	57°9	58°7	59°2	59°0	56°8	54°5	52°1	50°5	50°0	47°6	47°1	49°2
56°2	58°1	58°8	59°3	58°8	56°8	54°1	51°9	50°5	49°9	47°1	47°2	49°1
56°4	58°3	58°9	59°4	58°4	56°7	54°0	51°5	50°5	49°5	47°1	47°7	48°6
56°6	58°3	59°0	59°5	58°1	56°6	53°8	51°3	50°6	49°1	47°1	47°8	48°5
56°7	58°3	59°1	59°6	58°0	56°4	53°4	51°3	50°7	49°0	47°1	47°9	49°0
56°8	58°5	59°1	59°8	57°8	56°2	53°1	51°2	50°7	48°7	47°0	48°0	49°3

61°9	62°0	62°0	62°2	62°7	63°0	63°7	64°0	64°4	64°7	64°0	63°9	63°8
------	------	------	------	------	------	------	------	------	------	------	------	------

VERTICAL FORCE.

Change in the Magnetic moment of the Bar for 1° Fahr. = '00002.

48°2	48°3	48°7	48°8	49°0	49°2	49°6	49°7	49°6	50°0	49°3	49°1	49°2
48°2	48°3	48°7	48°8	49°0	49°1	49°6	49°8	49°8	50°0	49°1	49°1	49°2
48°2	48°3	48°7	48°8	49°0	49°1	49°6	49°8	49°8	50°0	49°1	49°1	49°1
48°2	48°4	48°7	48°9	49°0	49°3	49°7	49°8	49°8	49°8	49°1	49°2	49°1
48°2	48°4	48°7	48°9	49°0	49°3	49°7	49°8	49°8	49°8	49°1	49°2	49°0
48°2	48°6	48°7	49°0	49°0	49°4	49°7	49°8	50°0	49°8	49°1	49°2	49°0
48°2	48°6	48°7	49°0	49°0	49°4	49°7	49°8	50°0	49°8	49°1	49°2	49°0
48°2	48°7	48°7	49°0	49°0	49°4	49°7	49°6	50°0	49°7	49°1	49°2	49°0
48°2	48°7	48°7	49°0	49°0	49°4	49°7	49°6	50°0	49°2	49°1	49°2	49°0
48°2	48°7	48°8	49°0	49°0	49°4	49°7	49°6	50°0	49°2	49°1	49°2	49°0
48°2	48°7	48°8	49°0	49°0	49°4	49°7	49°6	50°0	49°2	49°1	49°2	49°0
48°2	48°7	48°8	49°0	49°0	49°4	49°7	49°6	50°0	49°2	49°1	49°2	49°0
48°2	48°7	48°8	49°0	49°0	49°4	49°7	49°6	50°0	48°9	49°1	49°2	49°0

62°2	62°0	62°0	62°2	62°4	62°8	63°2	63°6	63°9	64°0	64°2	64°2	64°1
------	------	------	------	------	------	------	------	------	------	------	------	------

and increasing Horizontal and Vertical Force.

METEOROLOGICAL OBSERVATIONS.

Mean Göttingen Time.	Barometer at 32°.	Thermometers.		Wind.		Extent of Cloudy Sky.	Weather.
		Dry.	Wet.	Direction.	Force.		
D. H. M.	In.	°	°		lbs.		
23 22 0	28.424	57.5	54.6	S.E.	1.1	0.9	Cloudy; dull; cum.-strat.
23 23 0	28.420	58.2	55.2	S.E.	1.0	0.9	Nearly overcast; fair; cum.-strat.
24 0 0	28.411	60.2	54.8	S.E. by S.	1.0	0.6	Fine; sun; strat.; cum.
1 0	28.396	60.1	55.0	S.E.	1.1	0.1	Very fine; sun; small cum.
2 0	28.381	60.5	56.6	S.E.	0.9	0.4	Very fine; small strat.; cum.
3 0	28.357	60.5	57.0	S.E. by S.	0.8	0.8	Cloudy; fair; cum.-strat.
4 0	28.363	60.4	56.3	S.E. by S.	0.8	0.5	Cloudy; fine; strat.; cum.
5 0	28.361	59.7	56.3	S.E. by S.	0.8	0.8	Cloudy; fair; sun; strat; large cum.
6 0	28.369	58.7	56.3	S.E. by S.	0.7	0.9	Nearly overcast; shower; nimbi; cum.-strat.
7 0	28.371	57.5	55.5	S.E. by S.	0.7	0.9	Nearly overcast; fair; cum.-strat.
8 0	28.380	57.0	54.8	S.E. by S.	0.8	1.0	Overcast; dark strat.
9 0	28.393	57.0	56.0	S.E. by S.	0.8	1.0	Overcast; very dark; strat.

August 29th and 30th.		MAGNETICAL OBSERVATIONS.											
Mean Göttingen Time.		Angular Value of one Scale Division = 0 ^o 711.										DECLINATION.	
		10 ^h .	11 ^h .	12 ^h .	13 ^h .	14 ^h .	15 ^h .	16 ^h .	17 ^h .	18 ^h .	19 ^h .	20 ^h .	
M.	s.	Sc. Div.	Sc. Div.	Sc. Div.	Sc. Div.	Sc. Div.	Sc. Div.	Sc. Div.	Sc. Div.	Sc. Div.	Sc. Div.	Sc. Div.	
0	0	83 ^o 8	85 ^o 6	85 ^o 8	85 ^o 6	85 ^o 1	84 ^o 1	85 ^o 9	86 ^o 5	85 ^o 4	87 ^o 2	88 ^o 2	
5	0	83 ^o 9	85 ^o 5	86 ^o 2	85 ^o 4	84 ^o 9	84 ^o 1	85 ^o 8	86 ^o 8	85 ^o 3	87 ^o 4	88 ^o 9	
10	0	84 ^o 0	85 ^o 3	86 ^o 4	85 ^o 2	84 ^o 9	84 ^o 1	85 ^o 9	86 ^o 9	85 ^o 6	87 ^o 3	89 ^o 1	
15	0	83 ^o 8	85 ^o 3	86 ^o 4	85 ^o 0	84 ^o 9	85 ^o 1	85 ^o 9	86 ^o 9	85 ^o 9	87 ^o 4	89 ^o 3	
20	0	84 ^o 2	85 ^o 2	86 ^o 1	84 ^o 8	84 ^o 9	85 ^o 6	85 ^o 3	86 ^o 8	86 ^o 2	87 ^o 4	89 ^o 8	
25	0	85 ^o 0	85 ^o 2	85 ^o 8	84 ^o 6	85 ^o 1	85 ^o 9	85 ^o 3	86 ^o 3	86 ^o 5	87 ^o 6	89 ^o 5	
30	0	85 ^o 5	85 ^o 1	85 ^o 6	84 ^o 7	85 ^o 1	85 ^o 9	85 ^o 3	86 ^o 1	86 ^o 8	87 ^o 8	89 ^o 2	
35	0	85 ^o 8	85 ^o 1	85 ^o 4	84 ^o 8	85 ^o 1	85 ^o 8	85 ^o 5	86 ^o 0	87 ^o 0	87 ^o 9	89 ^o 1	
40	0	85 ^o 8	85 ^o 2	85 ^o 3	84 ^o 8	85 ^o 1	85 ^o 8	85 ^o 6	85 ^o 9	87 ^o 3	88 ^o 2	88 ^o 8	
45	0	85 ^o 6	85 ^o 2	85 ^o 4	84 ^o 7	85 ^o 0	85 ^o 8	85 ^o 9	85 ^o 8	87 ^o 4	88 ^o 1	88 ^o 5	
50	0	85 ^o 6	85 ^o 3	85 ^o 6	84 ^o 9	84 ^o 9	85 ^o 8	86 ^o 1	85 ^o 8	87 ^o 2	87 ^o 9	88 ^o 3	
55	0	85 ^o 6	85 ^o 7	85 ^o 7	85 ^o 0	84 ^o 9	85 ^o 8	86 ^o 3	85 ^o 5	87 ^o 2	88 ^o 2	88 ^o 0	

M. s.		One Scale Division = ^o 0021 parts of the H. F.										HORIZONTAL FORCE.	
		10 ^h .	11 ^h .	12 ^h .	13 ^h .	14 ^h .	15 ^h .	16 ^h .	17 ^h .	18 ^h .	19 ^h .	20 ^h .	
2	0	44 ^o 2	49 ^o 5	53 ^o 3	53 ^o 5	50 ^o 2	51 ^o 7	53 ^o 6	53 ^o 2	53 ^o 5	54 ^o 5	52 ^o 8	
7	0	45 ^o 4	49 ^o 6	54 ^o 4	53 ^o 6	50 ^o 1	52 ^o 1	53 ^o 9	52 ^o 9	53 ^o 4	54 ^o 9	53 ^o 0	
12	0	47 ^o 1	49 ^o 5	55 ^o 0	53 ^o 3	50 ^o 2	52 ^o 1	53 ^o 9	52 ^o 9	53 ^o 4	54 ^o 6	53 ^o 1	
17	0	48 ^o 2	49 ^o 6	55 ^o 3	53 ^o 4	49 ^o 9	52 ^o 1	53 ^o 9	53 ^o 0	53 ^o 2	54 ^o 5	53 ^o 1	
22	0	49 ^o 1	49 ^o 8	55 ^o 3	53 ^o 1	49 ^o 8	52 ^o 3	53 ^o 5	52 ^o 9	53 ^o 2	54 ^o 1	52 ^o 9	
27	0	49 ^o 6	49 ^o 7	55 ^o 1	52 ^o 6	49 ^o 9	52 ^o 2	53 ^o 5	52 ^o 9	53 ^o 3	53 ^o 9	52 ^o 8	
32	0	49 ^o 8	49 ^o 8	54 ^o 7	52 ^o 1	50 ^o 2	52 ^o 2	53 ^o 7	53 ^o 0	53 ^o 6	53 ^o 5	53 ^o 0	
37	0	49 ^o 9	49 ^o 8	54 ^o 4	51 ^o 6	50 ^o 6	52 ^o 4	53 ^o 9	53 ^o 0	53 ^o 4	53 ^o 0	53 ^o 2	
42	0	49 ^o 8	50 ^o 2	54 ^o 1	51 ^o 1	50 ^o 5	52 ^o 7	54 ^o 1	52 ^o 9	53 ^o 4	52 ^o 2	53 ^o 2	
47	0	49 ^o 4	50 ^o 9	53 ^o 8	50 ^o 9	50 ^o 7	53 ^o 0	54 ^o 0	52 ^o 9	53 ^o 7	52 ^o 1	53 ^o 9	
52	0	49 ^o 4	51 ^o 6	53 ^o 8	50 ^o 6	50 ^o 7	53 ^o 1	53 ^o 8	52 ^o 9	53 ^o 8	52 ^o 8	54 ^o 0	
57	0	49 ^o 4	52 ^o 4	53 ^o 6	50 ^o 5	51 ^o 1	53 ^o 2	53 ^o 5	53 ^o 0	54 ^o 0	52 ^o 8	54 ^o 1	

Thermometer		59 ^o 9	59 ^o 9	59 ^o 9	60 ^o 0	60 ^o 0	59 ^o 9	59 ^o 9	59 ^o 9	59 ^o 9	59 ^o 7	59 ^o 7
-------------	--	-------------------	-------------------	-------------------	-------------------	-------------------	-------------------	-------------------	-------------------	-------------------	-------------------	-------------------

M. s.		One Scale Division = ^o 0085 parts of the V. F.										VERTICAL FORCE.	
		10 ^h .	11 ^h .	12 ^h .	13 ^h .	14 ^h .	15 ^h .	16 ^h .	17 ^h .	18 ^h .	19 ^h .	20 ^h .	
3	0	46 ^o 2	46 ^o 2	46 ^o 2	46 ^o 1	46 ^o 0	46 ^o 0	46 ^o 1	46 ^o 0	46 ^o 0	46 ^o 0	46 ^o 2	
8	0	46 ^o 2	46 ^o 2	46 ^o 0	46 ^o 1	46 ^o 0	46 ^o 0	46 ^o 1	46 ^o 0	46 ^o 0	46 ^o 0	46 ^o 5	
13	0	46 ^o 2	46 ^o 2	46 ^o 1	46 ^o 0	46 ^o 0	46 ^o 0	46 ^o 1	46 ^o 0	46 ^o 0	46 ^o 0	46 ^o 3	
18	0	46 ^o 2	46 ^o 2	46 ^o 4	45 ^o 9	46 ^o 0	46 ^o 0	46 ^o 1	46 ^o 0	46 ^o 0	46 ^o 0	46 ^o 5	
23	0	46 ^o 2	46 ^o 2	46 ^o 4	45 ^o 9	46 ^o 0	46 ^o 0	46 ^o 1	46 ^o 0	46 ^o 0	46 ^o 0	46 ^o 7	
28	0	46 ^o 2	46 ^o 2	46 ^o 4	45 ^o 9	46 ^o 0	46 ^o 0	46 ^o 0	46 ^o 0	46 ^o 0	45 ^o 8	46 ^o 7	
33	0	46 ^o 2	46 ^o 2	46 ^o 3	45 ^o 9	46 ^o 0	46 ^o 0	46 ^o 0	46 ^o 0	46 ^o 0	45 ^o 8	46 ^o 7	
38	0	46 ^o 2	46 ^o 2	46 ^o 3	45 ^o 9	46 ^o 0	46 ^o 0	46 ^o 0	46 ^o 0	46 ^o 0	45 ^o 8	46 ^o 8	
43	0	46 ^o 2	46 ^o 2	46 ^o 3	45 ^o 9	46 ^o 0	46 ^o 0	46 ^o 0	46 ^o 0	46 ^o 0	45 ^o 8	46 ^o 8	
48	0	46 ^o 2	46 ^o 2	46 ^o 1	45 ^o 9	46 ^o 0	46 ^o 1	46 ^o 0	46 ^o 0	46 ^o 0	45 ^o 8	46 ^o 8	
53	0	46 ^o 2	46 ^o 2	46 ^o 1	45 ^o 9	46 ^o 0	46 ^o 1	46 ^o 0	46 ^o 0	46 ^o 0	45 ^o 8	46 ^o 8	
58	0	46 ^o 2	46 ^o 2	46 ^o 1	45 ^o 9	46 ^o 0	46 ^o 1	46 ^o 0	46 ^o 0	46 ^o 0	45 ^o 8	46 ^o 8	

Thermometer		60 ^o 2	60 ^o 5	60 ^o 5	60 ^o 6	60 ^o 7	60 ^o 7	60 ^o 6	60 ^o 6	60 ^o 6	60 ^o 3	60 ^o 2
-------------	--	-------------------	-------------------	-------------------	-------------------	-------------------	-------------------	-------------------	-------------------	-------------------	-------------------	-------------------

Increasing Numbers denote decreasing westerly Declination.

METEOROLOGICAL OBSERVATIONS.

Mean Göttingen Time.			Barometer at 32 ^o .	Thermometers.		Wind.		Extent of Cloudy Sky.	Weather.
				Dry.	Wet.	Direction.	Force.		
D.	H.	M.	In.	o	o		lbs.		
29	10	0	28 ^o 354	55 ^o 9	55 ^o 7	S.E.	0 ^o 9	1 ^o 0	Overcast; dark; rain; nimbus.
	11	0	28 ^o 363	55 ^o 7	54 ^o 7	S.E.	0 ^o 9	1 ^o 0	Overcast; very dark; rain; nimbus.
	12	0	28 ^o 372	56 ^o 0	55 ^o 7	S.E.	0 ^o 9	1 ^o 0	Overcast; very dark; strat.
	13	0	28 ^o 359	55 ^o 5	55 ^o 4	S.E.	0 ^o 8	1 ^o 0	Overcast; very dark; strat.
	14	0	28 ^o 344	55 ^o 3	54 ^o 8	S.E.	0 ^o 7	1 ^o 0	Overcast; dark; rain; nimbus.
	15	0	28 ^o 334	54 ^o 7	54 ^o 7	S.E.	0 ^o 8	1 ^o 0	Overcast; dark; rain; nimbus.
	16	0	28 ^o 330	54 ^o 9	54 ^o 9	S.E.	0 ^o 7	1 ^o 0	Overcast; dark; rain; nimbus.
	17	0	28 ^o 328	54 ^o 9	54 ^o 8	S.E.	0 ^o 7	1 ^o 0	Overcast; dark; showery; strat.
	18	0	28 ^o 332	54 ^o 9	54 ^o 6	S.E.	0 ^o 7	1 ^o 0	Overcast; a few dim stars; strat.
	19	0	28 ^o 342	55 ^o 0	54 ^o 8	S.E.	0 ^o 6	1 ^o 0	Overcast; wet; cum.-strat. and strat.
	20	0	28 ^o 358	55 ^o 3	55 ^o 1	S.E.	0 ^o 7	1 ^o 0	Overcast; dull; strat.
	21	0	28 ^o 382	56 ^o 2	56 ^o 2	S.E.	0 ^o 7	1 ^o 0	Overcast; dull; strat.

MAGNETICAL OBSERVATIONS.

August 29th and 30th.

DECLINATION.

Angular Value of one Scale Division = 0'711.

21h.	22h.	23h.	0h.	1h.	2h.	3h.	4h.	5h.	6h.	7h.	8h.	9h.
Sc. Div.	Sc. Div.	Sc. Div.	Sc. Div.	Sc. Div.	Sc. Div.	Sc. Div.	Sc. Div.	Sc. Div.	Sc. Div.	Sc. Div.	Sc. Div.	Sc. Div.
88°2	87°1	86°1	85°1	84°2	83°8	84°1	87°0	87°8	85°9	85°5	85°9	85°9
88°2	86°9	86°1	85°2	84°2	83°3	84°7	87°2	87°1	85°9	85°5	85°9	85°9
87°8	86°9	86°0	85°2	84°5	83°2	84°9	87°9	87°0	85°9	85°6	85°9	85°9
87°4	86°9	86°0	85°1	84°6	83°2	85°0	88°0	87°0	85°9	85°7	85°9	85°9
87°4	86°8	85°6	85°0	84°5	83°6	85°1	88°1	86°8	85°5	85°7	85°9	85°9
87°0	86°9	85°7	84°8	84°5	83°7	85°1	88°2	86°6	85°5	85°6	86°0	85°9
86°8	86°9	85°8	84°6	84°5	83°8	85°5	88°2	86°3	85°3	85°7	86°0	85°9
87°0	86°5	85°8	84°3	84°5	83°9	85°9	88°5	86°0	85°4	85°8	86°0	86°0
86°9	86°1	85°6	84°4	84°4	83°9	86°0	88°5	85°9	85°5	85°8	86°0	86°0
87°0	86°1	85°8	84°3	84°2	84°0	86°2	88°1	85°9	85°3	85°9	86°0	86°2
86°9	86°1	85°5	84°3	84°1	84°0	86°7	88°1	85°9	85°4	86°0	85°9	86°0
87°1	86°0	85°4	84°3	83°9	84°0	86°9	87°9	86°0	85°4	86°0	85°9	86°0

HORIZONTAL FORCE.

Change in the Magnetic moment of the Bar for 1° Fah°. = '00028.

54°1	51°0	53°2	54°8	54°1	54°2	51°9	52°1	53°0	51°2	48°6	49°9	48°0
53°9	51°1	53°8	54°9	54°8	53°5	51°8	52°2	52°9	51°1	48°8	49°9	47°9
53°5	51°4	53°9	55°2	55°0	53°2	51°6	52°2	52°8	50°9	49°0	49°9	47°9
52°8	51°9	54°1	55°1	55°1	52°8	51°5	52°7	52°2	50°5	49°2	49°9	47°7
52°0	51°9	54°1	55°3	55°0	53°0	51°5	52°8	52°1	50°1	49°2	49°4	47°8
51°0	52°1	54°6	55°2	55°0	53°1	51°5	52°9	52°0	49°9	49°2	49°1	48°1
50°3	52°2	54°6	55°1	54°9	52°8	51°4	52°9	51°9	49°9	49°3	49°0	49°0
50°2	52°7	54°9	54°6	54°7	52°5	51°5	53°0	51°8	49°2	49°7	48°9	49°2
50°6	52°8	54°9	54°3	54°6	52°3	51°4	53°1	51°9	49°0	49°9	48°9	49°7
50°3	52°9	54°9	54°3	54°8	52°2	51°4	53°1	51°8	48°9	50°1	48°9	49°4
50°3	52°9	54°9	54°1	54°7	52°0	51°7	53°0	51°5	48°5	50°2	48°5	49°4
50°8	53°0	55°0	54°0	54°6	52°0	51°9	52°9	51°5	48°3	50°1	48°1	49°5
59°7	59°7	59°9	60°0	60°3	60°8	60°9	61°0	61°2	61°5	61°1	61°0	61°0

VERTICAL FORCE.

Change in the Magnetic moment of the Bar for 1° Fah°. = '00002.

46°8	47°8	48°6	48°6	48°8	48°8	48°5	48°5	48°4	48°4	47°2	46°5	46°6
46°9	47°8	48°6	48°6	48°8	48°8	48°5	48°5	48°4	48°4	47°2	46°5	46°6
46°9	48°0	48°6	48°6	48°8	48°8	48°5	48°5	48°4	48°4	47°2	46°6	46°6
46°9	48°0	48°6	48°7	48°8	48°8	48°5	48°5	48°4	48°4	47°2	46°6	46°6
47°1	48°0	48°6	48°7	48°8	48°8	48°5	48°5	48°4	48°3	47°2	46°6	46°6
47°1	48°2	48°6	48°7	48°8	48°8	48°5	48°4	48°4	48°3	47°1	46°6	46°6
47°2	48°2	48°6	48°7	48°8	48°8	48°5	48°4	48°4	48°3	46°9	46°6	46°6
47°2	48°2	48°6	48°7	48°8	48°8	48°5	48°4	48°4	48°3	46°6	46°6	46°7
47°4	48°4	48°6	48°7	48°9	48°8	48°5	48°4	48°4	48°0	46°6	46°6	46°7
47°5	48°4	48°6	48°7	49°0	48°5	48°5	48°4	48°4	48°0	46°6	46°6	46°7
47°7	48°4	48°6	48°7	49°0	48°5	48°5	48°4	48°4	47°6	46°6	46°6	46°7
47°8	48°4	48°6	48°7	49°0	48°5	48°5	48°4	48°4	47°6	46°6	46°6	46°7
59°9	59°8	59°8	60°0	60°3	60°7	60°7	60°8	61°1	61°2	61°5	61°7	61°9

and increasing Horizontal and Vertical Force.

METEOROLOGICAL OBSERVATIONS.

Mean Göttingen Time.			Barometer at 32°.	Thermometers.		Wind.		Extent of Cloudy Sky.	Weather.
				Dry.	Wet.	Direction.	Force.		
D.	H.	M.	In.	°	°		lbs.		
29	22	0	28°400	57°2	56°9	S.E.	0°7	1°0	Overcast; thick mist; strat.
	23	0	28°414	56°8	56°6	S.E.	1°0	1°0	Overcast; showery; strat.
30	0	0	28°402	58°2	57°5	S.E. by S.	1°2	0°9	Cloudy; fair; sun; cum.-strat.
	1	0	28°389	58°6	57°4	S.E. by S.	0°8	1°0	Overcast; dull; cum.-strat.
	2	0	28°362	58°1	56°6	S.E. by S.	0°8	1°0	Cloudy; fair; cum.-strat.
	3	0	28°353	59°1	56°9	S.E. by S.	0°8	1°0	Overcast; fair; cum.-strat.
	4	0	28°341	58°2	56°8	S.E.	0°8	1°0	Overcast; misty; strat.
	5	0	28°335	58°4	56°5	S.E. by S.	1°0	1°0	Overcast; fair; cum.-strat.
	6	0	28°346	57°1	56°4	S.E.	1°1	1°0	Overcast; thick mist; nimbus.
	7	0	28°356	56°1	55°7	S.E. by S.	0°9	1°0	Overcast; mist and rain; nimbus.
	8	0	28°379	55°9	55°9	S.E. by S.	0°7	1°0	Overcast; dark; drizzling rain; nimbus.
	9	0	28°391	55°6	55°6	S.E. by S.	1°0	1°0	Overcast; dark and showery; nimbus.

September 24th and 25th.		MAGNETICAL OBSERVATIONS.											
Mean Göttingen Time.		Angular Value of one Scale Division = 0°711.										DECLINATION.	
		10h.	11h.	12h.	13h.	14h.	15h.	16h.	17h.	18h.	19h.	20h.	
M.	S.	Sc. Div.	Sc. Div.	Sc. Div.	Sc. Div.	Sc. Div.	Sc. Div.	Sc. Div.	Sc. Div.	Sc. Div.	Sc. Div.	Sc. Div.	
0	0	87°6	87°1	86°3	86°3	85°8	84°9	85°8	85°0	84°4	87°2	85°5	
5	0	87°6	87°0	86°2	86°1	85°3	85°0	85°8	85°0	84°8	87°8	85°2	
10	0	87°7	87°0	86°2	86°1	85°2	85°3	85°7	85°1	85°2	88°0	85°2	
15	0	87°8	87°0	86°2	86°0	85°1	85°8	85°4	84°9	85°6	88°0	85°2	
20	0	87°8	86°9	86°0	86°0	85°1	85°8	85°1	84°7	86°0	87°8	85°0	
25	0	87°8	86°8	86°1	86°0	85°0	85°4	84°7	84°8	86°0	87°7	85°1	
30	0	87°9	86°8	86°0	86°0	84°9	85°5	84°7	84°7	86°0	87°5	85°1	
35	0	87°8	86°8	86°1	86°0	84°9	85°6	84°6	84°4	86°0	87°1	85°1	
40	0	87°3	86°6	86°1	86°0	84°8	85°7	84°5	84°5	86°0	86°7	85°0	
45	0	87°0	86°5	86°3	85°9	84°7	85°5	84°6	84°5	86°0	86°6	85°1	
50	0	86°9	86°4	86°2	85°9	84°7	85°5	84°6	84°2	86°2	86°5	84°9	
55	0	86°9	86°3	86°2	85°8	84°8	85°8	84°8	84°4	86°8	85°9	84°9	

M. S.		One Scale Division = °0021 parts of the H. F.										HORIZONTAL FORCE.	
2	0	59°1	56°3	56°1	54°6	53°5	49°7	51°2	52°1	49°6	49°0	47°8	
7	0	59°0	56°3	56°0	54°6	53°0	49°9	50°9	52°2	49°4	49°0	47°5	
12	0	59°0	56°3	55°4	54°7	52°9	50°2	50°8	52°2	49°4	49°0	47°2	
17	0	59°2	56°0	55°1	54°9	52°3	50°8	50°8	52°4	49°7	48°8	47°0	
22	0	59°5	56°0	55°0	54°9	52°0	50°2	50°8	52°5	50°1	48°3	47°0	
27	0	59°2	56°5	55°0	54°7	51°1	50°8	50°8	52°2	50°2	47°8	47°0	
32	0	59°3	56°8	54°9	54°5	51°1	50°8	50°8	51°9	50°2	47°5	46°8	
37	0	58°1	56°3	54°6	54°5	50°2	50°9	50°8	51°4	50°0	47°8	46°4	
42	0	56°5	56°0	54°2	53°9	49°5	50°9	51°2	50°8	49°9	47°8	46°3	
47	0	55°7	55°8	54°2	53°9	49°0	50°5	51°5	50°4	49°8	47°3	46°2	
52	0	55°8	55°4	54°1	53°9	49°1	50°7	51°7	50°0	49°6	47°1	46°8	
57	0	56°0	55°9	54°6	53°8	49°8	51°1	51°9	49°8	49°2	47°7	46°9	

Thermometer	60°9	60°9	60°9	60°8	60°7	60°6	60°4	60°2	60°1	60°1	60°0
-------------	------	------	------	------	------	------	------	------	------	------	------

M. S.		One Scale Division = °0085 parts of the V. F.										VERTICAL FORCE.	
3	0	52°0	52°1	52°2	52°3	51°8	51°7	51°4	51°4	51°4	51°5	52°0	
8	0	52°0	52°1	52°5	52°3	51°8	51°7	51°4	51°4	51°3	51°5	52°0	
13	0	52°0	52°1	52°5	52°3	51°8	51°7	51°4	51°4	51°4	51°5	52°0	
18	0	52°0	52°1	52°5	52°3	51°8	51°9	51°4	51°4	51°7	51°5	52°0	
23	0	52°0	52°1	52°5	52°0	51°8	51°9	51°4	51°4	51°7	51°5	52°0	
28	0	52°0	52°1	52°5	52°0	51°8	51°9	51°4	51°4	51°7	51°7	52°0	
33	0	52°0	52°1	52°5	52°0	51°8	51°9	51°4	51°4	51°6	51°9	52°0	
38	0	52°0	52°1	52°5	51°9	51°7	51°9	51°4	51°4	51°6	52°0	52°0	
43	0	52°0	52°1	52°5	51°9	51°7	51°5	51°4	51°4	51°6	52°0	52°0	
48	0	52°0	52°1	52°5	51°8	51°7	51°5	51°4	51°4	51°6	52°0	52°2	
53	0	52°0	52°1	52°3	51°8	51°7	51°4	51°4	51°4	51°5	52°0	52°2	
58	0	52°0	52°1	52°3	51°8	51°7	51°4	51°4	51°4	51°5	52°0	52°2	

Thermometer	61°3	61°4	61°3	61°3	61°3	61°2	61°1	61°0	61°0	61°0	61°0	60°4
-------------	------	------	------	------	------	------	------	------	------	------	------	------

Increasing Numbers denote decreasing Westerly Declination.

METEOROLOGICAL OBSERVATIONS.												
Mean Göttingen Time.			Barometer at 32°.	Thermometers.		Wind.		Extent of Cloudy Sky.	Weather.			
				Dry.	Wet.	Direction.	Force.					
D.	H.	M.	In.	°	°		lbs.					
24	10	0	28°333	55°5	54°8	Calm.	0°0	1°0	Overcast; mist and rain; nimbus.			
	11	0	28°332	55°2	54°8	Calm.	0°0	0°9	Cloudy; a few dim stars; strat.			
	12	0	28°337	55°3	55°0	Calm.	0°0	1°0	Overcast; dark; rain; nimbus.			
	13	0	28°328	54°9	54°6	Calm.	0°0	1°0	Overcast; a few dim stars; strat.			
	14	0	28°308	54°7	54°4	Calm.	0°0	1°0	Overcast; a few dim stars; strat.			
	15	0	28°283	54°7	54°5	Calm.	0°0	1°0	Overcast; dark; rain; nimbus.			
	16	0	28°262	54°7	54°4	Calm.	0°0	1°0	Overcast; misty; strat.			
	17	0	28°263	54°8	54°4	Calm.	0°0	1°0	Overcast; with strat.			
	18	0	28°271	54°8	54°3	Calm.	0°0	0°9	Nearly overcast; faint moonlight; strat.			
	19	0	28°289	54°7	54°6	S.E. by E.	0°2	1°0	Overcast; mist and rain; nimbus.			
	20	0	28°297	54°8	54°6	S.E.	0°2	1°0	Overcast; drizzling rain; nimbus.			
	21	0	28°308	55°6	55°6	S.E.	0°2	1°0	Overcast; and showery; strat.			

MAGNETICAL OBSERVATIONS.												September 24th and 25th.		
DECLINATION.						Angular Value of one Scale Division = 0°711.								
21h.	22h.	23h.	0h.	1h.	2h.	3h.	4.	5h.	6h.	7h.	8h.	9h.		
Sc. Div.	Sc. Div.	Sc. Div.	Sc. Div.	Sc. Div.	Sc. Div.	Sc. Div.	Sc. Div.	Sc. Div.	Sc. Div.	Sc. Div.	Sc. Div.	Sc. Div.	Sc. Div.	Sc. Div.
84°4	83°8	83°9	85°8	87°0	89°4	85°9	83°0	83°2	82°3	84°6	84°8	84°8	84°8	84°8
84°4	83°5	84°0	86°2	86°8	89°7	85°3	83°0	83°1	82°3	84°6	84°7	84°7	84°9	84°9
84°2	83°8	84°0	86°6	86°7	89°8	85°2	83°0	83°1	82°3	84°6	84°6	84°6	84°9	84°9
84°2	83°8	84°1	86°7	86°8	89°8	85°1	83°0	83°0	82°7	84°7	84°6	84°6	84°8	84°8
84°1	83°7	84°2	86°8	86°9	89°2	85°0	83°0	82°9	82°7	84°7	84°6	84°6	84°8	84°8
84°0	83°7	84°2	87°0	87°3	88°4	84°9	83°0	82°9	82°5	84°6	84°7	84°7	84°8	84°8
84°0	83°6	84°7	87°0	87°4	88°2	84°9	83°1	82°9	82°6	84°6	84°5	84°5	84°8	84°8
84°1	83°8	84°9	87°6	87°8	87°9	84°9	83°0	82°9	83°1	84°6	84°8	84°8	84°8	84°8
84°1	83°8	85°1	87°9	88°1	87°5	84°9	83°0	82°9	83°5	84°6	84°8	84°8	84°9	84°9
84°1	83°9	85°1	88°8	88°0	87°1	84°5	83°1	82°9	84°0	84°7	84°8	84°8	84°9	84°9
83°9	83°9	85°3	89°0	88°4	86°8	83°9	83°1	82°9	84°4	84°8	84°8	84°8	84°9	84°9
83°9	83°9	85°7	88°0	88°8	86°3	83°2	83°2	82°5	84°6	84°9	84°9	84°9	84°9	84°9
HORIZONTAL FORCE.												Change in the Magnetic moment of the Bar for 1° Fahr = °00028.		
47°1	50°2	50°9	53°1	52°0	44°1	47°0	46°9	45°7	36°1	43°3	46°0	45°0	45°0	45°0
47°8	50°2	51°1	53°8	50°4	44°1	47°2	47°0	45°0	35°9	43°5	46°0	45°0	45°0	45°0
47°9	50°5	51°1	53°9	49°1	44°2	47°2	47°1	44°0	36°1	44°0	45°8	45°2	45°2	45°2
48°0	50°9	51°0	54°0	47°8	44°5	47°2	47°8	42°9	37°5	44°5	45°8	45°1	45°1	45°1
48°1	50°9	51°1	54°0	46°8	44°3	46°9	47°9	42°1	38°3	44°6	45°9	44°9	44°9	44°9
48°0	50°9	51°2	54°0	46°1	44°7	46°2	47°9	41°5	38°8	44°7	45°8	44°9	44°9	44°9
48°1	51°0	51°9	53°8	44°5	45°0	46°1	47°9	40°9	39°8	44°8	45°4	44°9	44°9	44°9
48°5	51°1	51°9	54°8	44°2	45°5	46°1	47°9	40°0	40°3	45°0	45°8	44°9	44°9	44°9
49°0	51°0	52°2	55°0	43°8	45°9	46°7	47°9	39°2	41°0	45°1	45°9	44°9	44°9	44°9
49°1	50°9	52°2	56°2	43°0	46°1	46°8	47°8	38°9	41°7	45°1	45°9	45°0	45°0	45°0
49°5	50°9	52°9	55°1	43°4	46°7	46°8	47°1	38°5	42°2	45°8	45°9	45°0	45°0	45°0
50°1	50°8	52°9	54°2	43°8	46°9	46°7	46°2	37°1	42°9	45°8	45°3	45°0	45°0	45°0
59°9	60°0	60°2	60°7	60°9	61°1	61°6	62°0	62°7	62°8	62°7	62°5	62°1	62°1	62°1
VERTICAL FORCE.												Change in the Magnetic moment of the Bar for 1° Fahr = °00002.		
52°2	52°6	52°8	52°9	51°9	52°0	51°6	51°5	51°9	51°9	52°3	52°3	52°6	52°6	52°6
52°2	52°6	52°8	52°9	51°9	52°0	51°3	51°5	51°9	51°9	52°3	52°3	52°6	52°6	52°6
52°2	52°6	52°9	52°9	51°9	52°0	51°3	51°5	51°8	51°9	52°3	52°3	52°6	52°6	52°6
52°2	52°8	52°9	52°8	51°9	52°0	51°3	51°5	51°8	51°9	52°3	52°4	52°6	52°6	52°6
52°2	52°8	52°9	52°8	51°8	51°9	51°3	51°7	51°8	51°9	52°3	52°5	52°6	52°6	52°6
52°2	52°8	52°9	52°8	51°8	51°9	51°4	51°7	51°8	51°9	52°3	52°5	52°6	52°6	52°6
52°3	52°8	52°9	52°8	52°0	51°9	51°5	51°7	51°8	51°9	52°3	52°5	52°6	52°6	52°6
52°3	52°8	52°9	52°8	52°0	51°8	51°5	51°7	51°8	51°9	52°3	52°5	52°6	52°6	52°6
52°5	52°8	52°9	52°8	52°0	51°7	51°5	51°7	51°8	52°0	52°3	52°5	52°6	52°6	52°6
52°5	52°8	52°9	52°8	52°0	51°7	51°5	51°8	51°9	52°0	52°3	52°5	52°6	52°6	52°6
52°6	52°8	52°9	52°8	52°0	51°7	51°5	51°8	51°9	52°8	52°3	52°5	52°6	52°6	52°6
52°6	52°8	52°9	52°6	52°0	51°5	51°5	51°8	51°9	52°4	52°3	52°5	52°6	52°6	52°6
60°1	60°2	60°3	60°7	68°8	61°0	61°3	61°8	62°2	62°3	62°7	62°7	62°7	62°7	62°7

and increasing Horizontal and Vertical Force.

METEOROLOGICAL OBSERVATIONS.											
Mean Göttingen Time.			Barometer at 32°.	Thermometers.		Wind.		Extent of Cloudy Sky.	Weather.		
D.	H.	M.		Dry.	Wet.	Direction.	Force.				
			In.	°	°		lbs.				
24	22	0	28°318	56°0	55°3	S.E.	0°2	1°0	Overcast and fair; cum.-strat.		
	23	0	28°324	57°5	57°1	S.E. by S.	0°2	1°0	Overcast; mist and rain; nimbus.		
25	0	0	28°322	57°5	57°5	S.E. by S.	0°2	1°0	Overcast; mist and rain; nimbus.		
	1	0	28°299	58°0	57°0	S.E. by S.	0°3	1°0	Overcast; dull; showery; strat.		
	2	0	28°289	58°2	57°3	S.S.E.	0°3	1°0	Overcast; rain; nimbus.		
	3	0	28°280	59°1	58°7	S.S.E.	0°4	1°0	Nearly overcast; fair; cum.-strat.		
	4	0	28°273	59°9	57°6	S.S.E.	0°4	0°8	Cloudy; fair; sun; cum.-strat.		
	5	0	28°277	59°0	57°4	S.S.E.	0°6	1°0	Overcast; misty; strat.		
	6	0	28°285	57°6	56°3	S.S.E.	0°5	1°0	Overcast; misty; strat.		
	7	0	28°294	56°7	55°6	S.S.E.	0°6	1°0	Overcast; mist; strat; nimbus.		
	8	0	28°297	56°0	55°2	S.S.E.	0°7	1°0	Overcast; dark; strat.		
	9	0	28°316	56°0	55°6	S.S.E.	0°6	1°0	Overcast; dark and showery; strat.		

October 22d and 23d.			MAGNETICAL OBSERVATIONS.									
Mean Göttingen Time.		Angular Value of one Scale Division = 0'711.					DECLINATION.					
		10h.	11h.	12h.	13h.	14h.	15h.	16h.	17h.	18h.	19h.	20h.
M.	s.	Sc. Div.	Sc. Div.	Sc. Div.	Sc. Div.	Sc. Div.	Sc. Div.	Sc. Div.	Sc. Div.	Sc. Div.	Sc. Div.	Sc. Div.
0	0	84'1	84'1	83'2	82'9	83'0	82'9	83'1	83'1	83'2	82'8	80'8
5	0	84'1	84'1	83'2	83'0	83'0	83'0	83'1	83'1	83'2	82'3	81'0
10	0	84'1	84'0	83'2	82'9	83'0	83'0	83'0	83'1	83'1	82'1	81'0
15	0	84'0	84'0	83'2	82'9	83'0	83'0	83'0	83'1	83'2	82'0	81'1
20	0	83'9	83'9	83'2	82'9	83'0	83'0	83'1	83'1	83'2	81'9	81'2
25	0	83'9	83'9	83'2	82'9	83'0	83'0	83'1	83'1	83'1	81'5	81'2
30	0	84'0	83'9	83'2	83'0	82'9	83'0	83'1	83'1	83'1	81'2	81'2
35	0	84'1	83'8	83'2	83'0	82'9	83'0	83'1	83'1	83'1	81'0	81'2
40	0	84'1	83'8	83'0	83'0	83'0	83'0	83'1	83'1	83'0	81'0	81'6
45	0	84'1	83'7	82'9	83'0	83'0	83'0	83'1	83'1	83'0	81'0	81'8
50	0	84'1	83'5	82'9	83'0	83'0	83'0	83'1	83'2	83'0	80'9	81'8
55	0	84'1	83'3	82'9	83'0	83'0	83'1	83'0	83'2	82'9	80'9	81'8

M. s.		One Scale Division = '00021 parts of the H. F.					HORIZONTAL FORCE.					
		10h.	11h.	12h.	13h.	14h.	15h.	16h.	17h.	18h.	19h.	20h.
2	0	49'1	49'0	48'2	49'1	48'9	49'0	49'1	49'1	49'0	49'0	51'0
7	0	49'1	49'0	48'2	49'1	49'0	49'0	49'2	49'1	49'0	49'0	51'7
12	0	49'1	49'0	48'8	49'1	49'0	49'0	49'2	49'1	49'0	49'1	51'9
17	0	49'0	48'9	49'0	49'1	49'1	49'0	49'1	49'1	49'0	49'2	52'1
22	0	48'9	48'9	49'1	49'1	49'0	49'0	49'1	49'1	49'0	49'3	52'4
27	0	48'9	49'0	49'2	49'0	48'9	49'0	49'1	49'1	48'9	49'4	52'8
32	0	49'0	49'0	49'1	49'0	48'9	49'1	49'1	49'1	48'9	49'6	53'0
37	0	48'9	49'0	49'0	49'0	48'9	49'1	49'1	49'1	48'9	49'9	53'2
42	0	48'9	48'9	48'9	49'0	48'9	49'1	49'2	49'0	48'9	49'9	53'4
47	0	48'9	48'5	48'9	49'0	48'9	49'2	49'1	49'0	48'9	50'0	53'7
52	0	48'8	48'3	49'1	49'0	48'9	49'2	49'1	49'0	48'9	50'1	53'8
57	0	48'8	48'1	49'1	49'0	48'9	49'1	49'1	49'0	49'0	50'6	53'8

Thermometer		62°9	62°9	62°9	62°9	62°9	62°8	62°7	62°8	62°8	62°7	62°6
-------------	--	------	------	------	------	------	------	------	------	------	------	------

M. s.		One Scale Division = '00084 parts of the V. F.					VERTICAL FORCE.					
		10h.	11h.	12h.	13h.	14h.	15h.	16h.	17h.	18h.	19h.	20h.
3	0	48'2	47'8	47'8	47'9	47'8	47'4	47'3	48'1	48'2	48'2	48'1
8	0	48'2	47'8	47'8	47'9	47'7	47'4	47'5	48'1	48'2	48'2	48'1
13	0	47'8	47'8	47'9	47'9	47'7	47'4	47'5	48'1	48'2	48'2	48'0
18	0	47'8	47'8	47'9	47'9	47'7	47'4	47'5	48'1	48'2	48'2	48'0
23	0	47'8	47'8	47'9	47'9	47'7	47'3	47'7	48'1	48'2	48'2	48'0
28	0	47'8	47'8	47'9	47'9	47'6	47'3	47'7	48'1	48'2	48'2	48'0
33	0	47'8	47'8	47'9	47'9	47'5	47'3	47'9	48'2	48'2	48'1	48'0
38	0	47'8	47'8	47'9	47'9	47'5	47'3	47'9	48'3	48'2	48'2	48'0
43	0	47'8	47'8	47'9	47'9	47'5	47'3	47'9	48'3	48'2	48'2	48'0
48	0	47'8	47'8	47'9	47'9	47'5	47'3	47'9	48'3	48'2	48'2	48'0
53	0	47'8	47'8	47'9	47'9	47'4	47'3	48'0	48'3	48'2	48'1	48'0
58	0	47'8	47'8	47'9	47'9	47'4	47'3	48'0	48'3	48'2	48'1	48'0

Thermometer		62°8	63°2	63°3	63°5	63°4	63°5	63°5	63°4	62°9	62°8	62°7
-------------	--	------	------	------	------	------	------	------	------	------	------	------

Increasing Numbers denote decreasing westerly Declination.

METEOROLOGICAL OBSERVATIONS.												
Mean Göttingen Time.			Barometer at 32°.	Thermometers.		Wind.		Extent of Cloudy Sky.	Weather.			
				Dry.	Wet.	Direction.	Force.					
D.	H.	M.	In.	°	°		lbs.					
22	10	0	28'298	58'1	55'8	S.E. by S.	0'4	1'0	Overcast; very dark; strat.			
	11	0	28'306	57'5	54'6	S.E. by S.	0'4	1'0	Overcast; very dark; strat.			
	12	0	28'298	57'6	55'8	S.E. by S.	0'4	1'0	Overcast; dark; strat.			
	13	0	28'284	57'6	55'6	S.E. by S.	0'5	1'0	Overcast; dark; strat.			
	14	0	28'262	57'5	54'5	S.E. by S.	1'0	1'0	Overcast; faint moonlight; strat.			
	15	0	28'238	57'2	54'2	S.E. by S.	1'0	1'0	Overcast; moonlight; strat.			
	16	0	28'232	57'8	56'6	S.E. by S.	0'8	1'0	Overcast and dull; a few drops of rain; strat.			
	17	0	28'238	57'7	56'5	S.E. by S.	0'9	1'0	Overcast; faint moonlight; strat.			
	18	0	28'250	57'0	54'4	S.S.E.	0'8	1'0	Overcast; fair; strat.			
	19	0	28'271	56'5	56'2	S.E. by S.	0'8	1'0	Overcast; occasional showers; nimbi.			
	20	0	28'285	57'9	57'1	S.S.E.	1'0	1'0	Overcast and dull; strat.			
	21	0	28'303	57'6	56'7	S.E. by S.	0'9	1'0	Overcast; light showers; strat.; nimbi.			

MAGNETICAL OBSERVATIONS.

October 22d and 23d.

DECLINATION.

Angular Value of one Scale Division = 0'711.

21h.	22h.	23h.	0h.	1h.	2h.	3h.	4h.	5h.	6h.	7h.	8h.	9h.
Sc. Div.	Sc. Div.	Sc. Div.	Sc. Div.	Sc. Div.	Sc. Div.	Sc. Div.	Sc. Div.	Sc. Div.	Sc. Div.	Sc. Div.	Sc. Div.	Sc. Div.
81'8	83'2	84'9	85'9	86'1	87'0	87'7	86'1	84'1	83'5	83'2	84'1	83'7
81'9	83'6	84'9	85'9	86'1	87'1	87'6	86'0	84'0	83'3	83'4	84'1	83'8
82'0	83'8	85'0	86'0	86'2	87'3	87'5	85'9	84'1	83'2	83'5	84'1	83'8
82'0	83'8	84'9	86'1	86'2	87'3	87'4	85'3	84'1	83'2	83'8	84'0	83'9
82'1	84'0	85'0	86'1	86'3	87'3	87'2	85'1	84'0	83'1	83'9	84'0	84'0
82'1	84'0	85'3	86'2	86'7	87'5	87'2	85'1	84'1	83'1	83'9	84'0	84'0
82'2	84'0	85'3	86'4	86'8	87'7	87'1	84'9	83'9	83'1	84'0	84'0	84'0
82'5	84'2	85'4	86'5	86'8	87'7	87'0	84'8	83'9	83'0	84'0	83'9	84'0
82'8	84'3	85'4	86'3	86'8	87'7	86'9	84'5	83'8	83'0	84'1	83'8	84'0
82'9	84'4	85'7	86'1	86'8	87'8	86'8	84'2	83'8	83'0	84'1	83'8	84'0
82'9	84'7	85'8	85'9	86'9	87'8	86'6	84'1	83'8	83'1	84'1	83'7	84'0
83'1	84'8	86'0	86'0	86'9	87'8	86'3	84'1	83'7	83'1	84'1	83'7	83'9

HORIZONTAL FORCE.

Change in the Magnetic moment of the Bar for 1° Fah°. = '00028.

54'0	56'0	58'0	59'0	59'1	56'9	54'3	52'9	51'9	50'8	49'9	49'7	49'2
54'0	56'4	57'8	59'0	59'2	56'8	54'3	53'0	51'8	50'8	49'9	49'7	49'2
54'4	56'7	58'0	59'1	59'0	56'5	54'2	52'9	51'7	50'8	49'9	49'5	49'2
54'8	57'0	58'0	59'1	58'8	56'2	54'2	52'5	51'7	50'4	49'9	49'5	49'1
55'0	57'0	58'1	59'2	58'7	56'0	54'0	52'2	51'8	50'1	49'9	49'4	49'1
55'2	57'2	58'3	59'7	58'8	55'8	54'0	52'1	51'8	50'1	49'8	49'2	49'0
55'8	57'3	58'5	59'9	58'2	55'7	53'7	52'1	51'8	50'0	49'7	49'2	49'0
55'9	57'7	58'5	59'9	58'1	55'4	53'7	52'1	51'2	50'0	49'7	49'2	49'0
56'0	57'8	58'7	59'7	57'7	55'3	53'4	52'0	51'0	50'0	49'7	49'2	49'0
56'0	57'8	59'2	59'0	57'3	55'0	53'3	52'0	51'0	50'0	49'7	49'2	49'0
56'0	58'0	59'2	58'9	57'1	54'8	53'2	51'9	51'0	49'9	49'7	49'2	49'0
56'0	58'0	59'1	59'0	57'0	54'6	53'0	51'9	50'9	49'9	49'7	49'2	49'0
62'3	62'2	62'5	63'0	63'7	64'0	64'1	64'1	64'0	64'1	64'0	64'0	63'9

VERTICAL FORCE.

Change in the Magnetic moment of the Bar for 1° Fah°. = '00002.

48'0	48'2	48'7	48'7	49'0	49'0	48'8	48'2	47'8	48'0	45'9	46'1	46'1
48'0	48'2	48'7	48'7	49'0	49'0	49'2	48'2	47'8	48'0	45'9	46'1	46'1
48'0	48'2	48'6	48'7	49'0	48'5	49'2	48'2	47'8	48'0	45'9	46'1	46'1
48'0	48'2	48'7	48'8	49'0	48'8	49'0	48'2	47'8	48'0	46'1	46'1	46'1
48'0	48'5	48'7	48'9	49'0	48'8	48'7	48'1	47'9	48'1	46'1	46'1	46'0
48'0	48'6	48'7	48'9	49'0	48'8	48'7	48'1	47'9	48'1	46'1	46'1	45'7
48'0	48'6	48'7	48'9	49'0	48'8	48'7	48'1	47'9	46'7	46'1	46'1	45'6
48'0	48'6	48'7	48'9	49'0	48'8	48'7	48'1	47'9	46'7	46'1	46'1	46'4
48'0	48'6	48'7	48'9	49'0	48'8	48'7	48'1	47'9	46'3	46'1	46'1	46'4
48'0	48'6	48'7	48'9	49'0	48'8	48'7	48'1	47'9	46'2	46'1	46'1	46'3
48'0	48'6	48'7	49'0	49'0	48'8	48'3	48'1	47'9	46'0	46'1	46'1	46'5
48'0	48'6	48'7	49'0	49'0	48'8	48'2	48'1	48'0	46'0	46'1	46'1	46'9
62'4	62'2	62'5	62'9	63'2	63'7	63'8	63'8	63'8	63'8	64'4	64'5	64'4

and increasing Horizontal and Vertical Force.

METEOROLOGICAL OBSERVATIONS.

Mean Göttingen Time.			Barometer at 32°.	Thermometers.		Wind.		Extent of Cloudy Sky.	Weather.
D.	H.	M.		Dry.	Wet.	Direction.	Force.		
			In.	°	°		lbs.		
22	22	0	28'309	59'2	57'8	S.E. by S.	1'2	1'0	Overcast; dull; strat.
	23	0	28'312	59'3	57'6	S.E. by S.	1'1	0'9	Cloudy; fair; cum.-strat.
23	0	0	28'308	61'9	59'6	S.S.E.	1'1	1'0	Overcast; dull; hazy strat.
	1	0	28'297	61'2	58'8	S.E. by S.	0'9	1'0	Overcast; dull; misty strat.
	2	0	28'287	61'1	60'0	S.E. by S.	0'8	0'9	Cloudy; fair; cum.-strat.
	3	0	28'277	60'7	59'1	S.E. by S.	0'8	1'0	Overcast; mist and rain; nimbus.
	4	0	28'259	60'2	59'1	S.S.E.	1'0	1'0	Overcast; misty; strat.
	5	0	28'261	59'5	58'8	S.E. by S.	1'0	1'0	Overcast; misty; small cum; strat
	6	0	28'277	59'2	57'9	S.E. by S.	1'0	1'0	Overcast and dull; strat.
	7	0	28'287	58'7	57'7	S.E. by S.	1'0	1'0	Overcast and dull; strat.
	8	0	28'297	58'4	57'4	S.S.E.	0'9	1'0	Overcast; dull; showery; strat.
	9	0	28'319	58'3	57'6	S.S.E.	1'0	1'0	Overcast; very dark; strat.

November 28th and 29th.		MAGNETICAL OBSERVATIONS.											
Mean Göttingen Time.		Angular Value of one Scale Division = 0''711.										DECLINATION.	
		10h.	11h.	12h.	13h.	14h.	15h.	16h.	17h.	18h.	19h.	20h.	
M.	S.	Sc. Div.	Sc. Div.	Sc. Div.	Sc. Div.	Sc. Div.	Sc. Div.	Sc. Div.	Sc. Div.	Sc. Div.	Sc. Div.	Sc. Div.	Sc. Div.
0	0	84'8	84'5	84'2	84'0	83'8	83'0	81'9	81'5	80'0	79'9	79'5	78'2
5	0	84'8	84'4	84'2	84'1	83'8	83'0	81'9	81'2	79'9	79'5	79'5	78'1
10	0	84'8	84'2	84'2	84'1	83'8	83'0	81'9	81'2	79'9	79'5	79'5	78'1
15	0	84'8	84'3	84'2	84'0	83'7	82'8	81'9	81'2	79'9	79'1	79'1	78'0
20	0	84'8	84'4	84'2	84'1	83'6	82'3	81'9	81'0	80'0	79'0	79'0	77'9
25	0	84'5	84'3	84'2	84'0	83'5	82'2	81'9	81'0	80'0	79'0	79'0	77'9
30	0	84'5	84'3	84'2	84'0	83'5	82'2	82'0	81'0	80'0	79'0	79'0	77'6
35	0	84'6	84'2	84'1	84'0	83'3	82'1	82'1	80'9	80'1	78'9	78'9	77'7
40	0	84'5	84'2	84'1	83'9	83'1	82'1	82'1	80'8	80'3	78'6	78'6	77'9
45	0	84'5	84'2	84'1	83'8	83'0	82'0	82'1	80'3	80'1	78'5	78'5	78'0
50	0	84'5	84'2	84'0	83'7	82'9	82'0	82'0	80'2	80'1	78'5	78'5	78'1
55	0	84'5	84'2	84'0	83'6	82'9	81'8	81'9	80'1	80'1	78'4	78'4	78'0

M. S.		One Scale Division = '00021 parts of the H. F.										HORIZONTAL FORCE.	
		10h.	11h.	12h.	13h.	14h.	15h.	16h.	17h.	18h.	19h.	20h.	
2	0	47'7	48'0	48'9	48'4	48'8	50'6	49'8	49'5	49'2	49'5	50'7	
7	0	47'8	48'0	48'9	48'7	48'8	50'3	49'7	49'5	49'1	49'8	50'6	
12	0	47'9	48'0	48'8	48'7	48'6	50'0	49'4	49'5	49'1	50'0	50'6	
17	0	47'9	48'1	48'4	48'6	48'5	49'8	49'8	49'5	49'1	50'0	50'6	
22	0	48'0	48'1	48'4	48'7	48'2	49'6	49'7	49'5	49'2	50'0	50'8	
27	0	48'0	48'3	48'8	48'5	48'2	49'4	49'7	49'5	49'2	49'9	51'3	
32	0	48'0	48'7	48'8	48'4	48'4	49'5	49'6	49'2	49'1	49'9	51'9	
37	0	48'0	48'6	48'8	48'2	49'0	49'5	49'5	49'5	49'1	49'9	52'1	
42	0	48'0	48'7	48'7	48'2	49'5	49'6	49'4	49'5	49'1	50'0	52'1	
47	0	48'0	48'8	48'8	48'3	50'0	49'8	49'1	49'2	49'1	50'0	51'9	
52	0	48'1	49'0	48'8	48'5	50'2	49'9	49'1	49'2	49'1	50'1	51'8	
57	0	48'1	49'0	48'4	48'7	50'5	49'9	49'2	49'2	49'1	50'8	51'9	

Thermometer	63'8	63'6	63'3	63'1	63'0	63'0	62'9	62'8	62'8	62'8	62'8
-------------	------	------	------	------	------	------	------	------	------	------	------

M. S.		One Scale Division = '00085 parts of the V. F.										VERTICAL FORCE.	
		10h.	11h.	12h.	13h.	14h.	15h.	16h.	17h.	18h.	19h.	20h.	
3	0	43'1	42'7	42'9	42'9	42'9	42'7	42'5	42'6	42'4	42'7	42'7	
8	0	43'1	42'7	42'9	42'9	42'9	42'7	42'6	42'6	42'4	42'7	42'7	
13	0	42'6	42'9	42'9	42'9	42'8	42'7	42'6	42'6	42'6	42'7	42'7	
18	0	42'6	42'9	42'9	42'9	42'8	42'7	42'6	42'6	42'6	42'7	42'7	
23	0	42'6	42'9	42'9	42'9	42'8	42'7	42'6	42'6	42'6	42'7	42'7	
28	0	42'6	42'9	42'9	42'9	42'8	42'7	42'6	42'6	42'6	42'7	42'7	
33	0	42'6	42'9	42'9	42'9	42'8	42'7	42'6	42'6	42'6	42'9	42'7	
38	0	42'6	42'9	42'9	42'9	42'8	42'7	42'6	42'6	42'6	42'9	42'6	
43	0	42'7	42'9	42'9	42'8	42'8	42'7	42'6	42'4	42'6	42'8	42'7	
48	0	42'7	42'9	42'9	42'9	42'8	42'7	42'6	42'4	42'6	42'8	42'7	
53	0	42'7	42'9	42'9	42'9	42'8	42'7	42'6	42'4	42'7	42'8	42'7	
58	0	42'7	42'9	42'9	42'9	42'8	42'7	42'6	42'4	42'7	42'7	42'7	

Thermometer	63'8	63'9	63'9	63'7	63'5	63'4	63'3	63'2	63'3	63'4	62'9
-------------	------	------	------	------	------	------	------	------	------	------	------

Increasing Numbers denote decreasing westerly Declination.

METEOROLOGICAL OBSERVATIONS.

Mean Göttingen Time.			Barometer at 32°.	Thermometers.		Wind.		Extent of Cloudy Sky.	Weather.
				Dry.	Wet.	Direction.	Force.		
D.	H.	M.	In.	°	°		lbs.		
28	10	0	28'256	58'2	54'9	S.S.E.	2'4	0'8	Cloudy ; fair ; stars ; cum.-strat.
	11	0	28'268	58'0	55'4	S.S.E.	2'3	0'8	Cloudy and fair ; stars ; strat.
	12	0	28'261	57'6	54'9	S.S.E.	2'1	0'8	Cloudy ; fair ; stars ; large cum.-strat.
	13	0	28'244	57'4	54'7	S.S.E.	2'0	0'5	Cloudy ; stars ; cum.-strat. and strat.
	14	0	28'244	57'7	55'4	S.E. by S.	1'5	1'0	Overcast ; dark ; strat.
	15	0	28'206	57'5	54'5	S.E. by S.	2'0	1'0	Overcast ; dark ; strat.
	16	0	28'220	57'5	53'9	S.E. by S.	1'4	1'0	Overcast ; dark ; strat.
	17	0	28'220	58'1	55'9	S.E. by S.	1'1	1'0	Overcast ; dark ; strat.
	18	0	28'224	57'5	56'0	S.E. by S.	1'1	1'0	Overcast and dull ; strat.
	19	0	28'242	57'0	55'0	S.E. by S.	1'1	1'0	Overcast and dull ; strat.
	20	0	28'255	57'4	54'1	S.E. by S.	1'2	1'0	Overcast ; dull ; fair ; strat.
	21	0	28'274	58'2	54'4	S.E. by S.	1'3	1'0	Overcast ; dull ; haze ; strat.

MAGNETICAL OBSERVATIONS.

November 28th and 29th.

DECLINATION.

Angular Value of one Scale Division = 0'711.

21h.	22h.	23h.	0h.	1h.	2h.	3h.	4h.	5h.	6h.	7h.	8h.	9h.
Sc. Div.	Sc. Div.	Sc. Div.	Sc. Div.	Sc. Div.	Sc. Div.	Sc. Div.	Sc. Div.	Sc. Div.	Sc. Div.	Sc. Div.	Sc. Div.	Sc. Div.
78°2	81°2	82°1	82°9	82°9	83°0	81°1	80°0	80°1	81°0	81°8	82°8	83°1
78°7	81°3	82°1	82°9	83°0	83°0	81°0	79°9	80°1	81°0	82°0	82°9	83°1
78°9	81°6	82°3	82°9	83°0	83°1	80°9	79°9	80°1	81°0	82°0	83°0	83°2
79°0	81°8	82°3	82°9	83°0	83°2	80°9	79°9	80°1	81°0	82°0	83°0	83°2
79°3	82°0	82°2	82°9	83°1	83°3	80°5	80°0	80°1	81°0	82°1	83°1	83°8
79°6	81°9	82°1	82°8	83°2	83°2	80°3	80°0	80°1	81°0	82°3	83°1	83°8
79°8	81°8	82°2	82°7	83°2	83°0	80°3	80°0	80°1	81°0	82°3	83°1	84°0
79°9	81°8	82°1	82°8	83°0	82°6	80°1	79°9	80°5	81°0	82°2	83°1	84°0
80°1	81°8	82°1	82°9	83°0	82°1	80°1	79°9	80°8	81°2	82°5	83°1	84°0
80°2	82°0	82°1	82°9	83°0	81°9	80°1	80°0	80°9	81°2	82°7	83°1	84°0
80°8	81°9	82°7	82°7	83°1	81°5	80°1	80°0	81°0	81°2	82°7	83°2	84°0
80°9	82°1	82°8	82°8	83°1	81°3	80°0	80°1	81°0	81°8	82°8	83°1	83°9

HORIZONTAL FORCE.

Change in the Magnetic moment of the Bar for 1° Fah. = '00028.

51°7	52°0	53°8	54°1	53°0	51°5	51°8	51°4	47°2	47°7	47°1	48°0	47°5
51°8	52°3	53°5	54°0	52°8	51°4	51°9	51°1	47°1	47°1	47°2	48°0	47°8
51°4	52°4	53°8	54°0	52°8	51°2	52°0	51°1	47°0	47°0	47°2	48°0	47°9
51°2	52°6	53°9	54°0	52°5	51°2	52°1	50°9	47°1	47°0	47°1	48°0	47°9
51°2	52°7	53°7	54°0	52°5	51°1	52°1	50°5	47°7	47°0	47°2	48°0	48°0
51°6	53°0	53°6	53°9	52°4	51°0	52°1	50°1	47°9	47°1	47°6	47°9	48°0
51°2	52°8	53°3	53°8	52°3	50°9	52°1	49°9	48°1	47°4	47°4	47°9	48°1
51°3	53°0	53°3	53°6	52°0	50°9	52°1	49°5	48°1	47°8	47°5	47°9	48°1
51°4	53°0	53°6	53°8	51°7	51°4	52°0	49°0	48°1	47°9	47°8	47°9	48°1
51°4	53°3	53°8	53°5	51°7	51°2	51°9	48°2	48°0	47°9	48°0	47°9	48°0
51°4	53°2	54°1	53°1	51°8	51°6	51°7	48°0	48°0	47°8	48°0	47°9	48°0
51°7	53°6	54°1	53°1	51°7	51°6	52°0	47°6	47°9	47°2	48°0	47°9	48°0
62°5	62°5	62°8	62°9	63°1	63°4	63°9	64°0	64°0	64°0	64°0	63°9	63°9

VERTICAL FORCE.

Change in the Magnetic moment of the Bar for 1° Fah. = '00002.

42°7	38°7	38°7	39°3	39°6	39°3	39°5	39°6	39°8	40°0	40°3	40°2	39°8
42°5	38°6	38°8	39°3	39°7	39°3	39°5	39°6	39°8	40°0	40°3	40°2	39°8
42°5	38°5	38°9	39°3	39°7	37°4	39°6	39°6	39°8	40°0	40°3	40°2	39°8
39°6	38°6	38°9	39°3	39°7	39°5	39°6	39°6	39°9	40°0	40°3	40°2	39°8
39°8	38°6	38°9	39°3	39°4	39°4	39°6	39°6	39°9	40°0	40°3	40°2	39°8
39°8	38°7	38°9	39°3	39°4	39°4	39°6	39°6	40°0	40°0	40°3	40°0	39°8
38°0	38°7	38°9	39°3	39°4	39°5	39°6	39°6	40°0	40°2	40°3	40°0	39°7
39°6	38°7	39°0	39°3	39°4	39°5	39°6	39°6	40°0	40°5	40°3	40°0	39°7
39°6	38°7	39°1	39°3	39°4	39°5	39°6	39°6	40°0	40°5	40°3	40°0	39°7
39°4	38°7	39°2	39°3	39°4	39°5	39°6	39°6	40°0	40°3	40°3	40°0	39°7
39°2	38°7	39°3	39°3	39°3	39°5	39°6	39°6	40°0	40°3	40°3	40°0	39°5
39°2	38°7	39°3	39°3	39°3	39°6	39°6	39°8	40°0	40°3	40°3	39°8	39°5
62°5	62°6	62°7	62°7	63°0	63°4	63°7	63°7	63°7	63°7	64°0	64°0	64°0

and increasing Horizontal and Vertical Force.

METEOROLOGICAL OBSERVATIONS.

Mean Göttingen Time.			Barometer at 32°.	Thermometers.		Wind.		Extent of Cloudy Sky.	Weather.
				Dry.	Wet.	Direction.	Force.		
D.	H.	M.	In.	°	°		lbs.		
28	22	0	28°290	59°0	55°2	S.S.E.	1°2	1°0	Overcast; dull; strat.
	23	0	28°298	59°7	56°4	S.S.E.	1°3	1°0	Overcast; dull; strat.
29	0	0	28°290	59°1	56°5	S.E. by S.	1°3	1°0	Overcast; dull; hazy; strat.
	1	0	28°281	61°1	56°9	S.E. by S.	1°1	1°0	Overcast; fair; haze; strat.
	2	0	28°274	62°6	57°6	S.E. by S.	1°3	1°0	Overcast and dull; haze; strat.
	3	0	28°271	60°0	57°6	S.S.E.	1°2	1°0	Overcast; mist with showers; nimbi; strat;
	4	0	28°257	59°2	56°8	S.S.E.	1°2	1°0	Overcast, with haze; strat.
	5	0	28°251	60°1	57°4	S.	1°1	1°0	Overcast; dull; fair; strat.
	6	0	28°247	59°3	57°0	S.S.E.	1°1	1°0	Overcast; dull; strat.
	7	0	28°252	58°8	56°5	S.S.E.	1°2	1°0	Overcast; dull; strat.
	8	0	28°277	57°3	55°7	S.S.E.	1°2	1°0	Overcast; fair; strat.
	9	0	28°293	58°3	57°0	S.S.E.	1°2	1°0	Overcast; very dark; strat.

December 17th and 18th.			MAGNETICAL OBSERVATIONS.										
Mean Göttingen Time.			Angular Value of one Scale Division = 0'711.					DECLINATION.					
			10h.	11h.	12h.	13h.	14h.	15h.	16h.	17h.	18h.	19h.	20h.
M.	S.		Sc. Div.	Sc. Div.	Sc. Div.	Sc. Div.	Sc. Div.	Sc. Div.	Sc. Div.	Sc. Div.	Sc. Div.	Sc. Div.	Sc. Div.
0	0		82°9	83°0	82°8	83°0	82°4	82°1	82°0	81°8	81°2	80°2	78°2
5	0		82°9	82°9	82°8	82°9	82°3	82°1	82°0	81°6	81°2	79°9	78°1
10	0		82°9	83°0	82°9	82°9	82°3	82°1	82°0	81°5	81°2	79°8	78°0
15	0		82°9	83°0	82°8	82°8	82°3	82°1	82°0	81°5	81°2	79°4	77°9
20	0		83°0	82°9	82°8	82°9	82°3	82°1	81°9	81°5	81°2	79°3	77°7
25	0		82°9	82°9	82°8	82°9	82°3	82°1	81°9	81°6	81°2	79°1	77°5
30	0		82°9	82°9	83°0	82°8	82°3	82°1	81°8	81°5	81°2	79°1	77°4
35	0		82°9	82°9	83°0	82°8	82°3	82°1	81°8	81°4	81°2	78°8	77°2
40	0		82°9	83°0	83°0	82°8	82°3	82°1	81°8	81°3	81°2	78°9	77°1
45	0		82°9	83°0	83°0	82°6	82°2	82°1	81°7	81°2	81°1	78°4	77°0
50	0		83°0	82°9	83°1	82°5	82°2	82°1	81°7	81°2	80°8	78°4	76°9
55	0		83°0	82°9	83°0	82°5	82°2	82°1	81°8	81°2	80°6	78°3	76°8

M. S.		One Scale Division = '00021 parts of the H. F.											HORIZONTAL FORCE.											
		10h.	11h.	12h.	13h.	14h.	15h.	16h.	17h.	18h.	19h.	20h.	10h.	11h.	12h.	13h.	14h.	15h.	16h.	17h.	18h.	19h.	20h.	
2	0	47°1	46°8	47°1	48°0	47°1	46°9	47°5	47°0	47°0	47°5	49°1	47°1	46°9	47°7	47°0	47°0	47°6	47°0	47°0	47°6	49°6		
7	0	46°9	46°9	47°1	47°9	47°1	46°9	47°7	47°0	47°6	47°0	47°8	50°0	46°9	46°9	47°0	47°3	47°0	47°6	47°0	47°0	47°8	50°0	
12	0	46°9	46°9	47°0	47°7	47°3	47°0	47°4	47°0	47°4	47°0	47°8	50°1	46°8	46°9	46°9	47°6	47°2	47°0	47°4	47°0	47°8	50°1	
17	0	46°8	46°9	46°9	47°6	47°2	47°0	47°4	47°0	47°4	47°0	47°8	50°3	46°8	46°8	46°9	47°5	47°1	47°0	47°1	47°0	47°0	48°0	50°3
22	0	46°8	46°8	46°9	47°5	47°1	47°0	47°1	47°0	47°1	47°0	47°9	50°6	46°8	46°8	47°0	47°3	47°1	47°1	47°2	47°0	47°9	50°6	
27	0	46°8	46°8	47°0	47°3	47°1	47°1	47°2	47°0	47°2	47°0	47°9	50°7	46°8	46°8	47°2	47°4	47°1	47°1	47°2	47°0	46°9	47°9	50°7
32	0	46°8	46°8	47°2	47°4	47°1	47°1	47°2	47°0	47°2	47°0	47°9	50°7	46°9	46°8	47°3	47°6	47°1	47°1	47°2	47°0	46°9	47°9	50°7
37	0	46°9	46°8	47°3	47°6	47°1	47°1	47°2	47°0	47°2	47°0	47°9	50°8	46°9	46°8	47°3	47°6	47°1	47°1	47°2	47°0	46°9	47°9	50°8
42	0	46°7	47°0	47°2	47°4	47°0	47°1	47°2	47°0	47°2	47°0	47°9	50°8	46°7	47°0	47°2	47°4	47°0	47°1	47°2	47°0	46°9	47°9	50°8
47	0	46°8	47°1	47°5	47°2	47°0	47°1	47°1	47°0	47°1	47°0	48°1	50°8	46°8	47°1	47°5	47°2	47°0	47°1	47°1	47°0	46°9	48°1	50°8
52	0	46°8	47°2	47°7	47°2	46°9	47°1	47°0	47°0	47°0	47°1	48°3	51°0	46°8	47°2	47°7	47°2	46°9	47°1	47°0	47°0	47°1	48°3	51°0
57	0	46°8	47°1	48°0	47°1	46°9	47°1	47°0	47°0	47°0	47°2	48°8	51°1	46°8	47°1	48°0	47°1	46°9	47°1	47°0	47°0	47°2	48°8	51°1

M. S.		One Scale Division = '00085 parts of the V. F.											VERTICAL FORCE.										
		10h.	11h.	12h.	13h.	14h.	15h.	16h.	17h.	18h.	19h.	20h.	10h.	11h.	12h.	13h.	14h.	15h.	16h.	17h.	18h.	19h.	20h.
3	0	49°1	48°9	48°9	48°9	48°9	48°7	48°7	48°8	48°7	48°7	48°4	48°9	48°9	48°9	48°9	48°9	48°8	48°7	48°7	48°7	48°7	48°5
8	0	49°1	48°9	48°9	48°9	48°8	48°7	48°7	48°8	48°7	48°7	48°6	48°9	48°9	48°9	48°9	48°9	48°8	48°7	48°7	48°7	48°7	48°6
13	0	48°9	48°9	48°9	48°9	48°8	48°7	48°7	48°8	48°7	48°7	48°6	48°9	48°9	48°9	48°9	48°9	48°8	48°7	48°7	48°7	48°7	48°6
18	0	48°9	48°9	48°9	48°9	48°8	48°7	48°7	48°8	48°7	48°7	48°6	48°9	48°9	48°9	48°9	48°9	48°8	48°7	48°7	48°7	48°7	48°6
23	0	48°9	48°9	48°9	48°9	48°8	48°7	48°7	48°8	48°7	48°7	48°6	48°9	48°9	48°9	48°9	48°9	48°8	48°7	48°7	48°7	48°7	48°6
28	0	48°9	48°9	48°9	48°9	48°8	48°7	48°7	48°8	48°7	48°7	48°6	48°9	48°9	48°9	48°9	48°9	48°8	48°7	48°7	48°7	48°7	48°6
33	0	48°9	48°9	48°9	48°9	48°8	48°7	48°7	48°8	48°7	48°7	48°6	48°9	48°9	48°9	48°9	48°9	48°8	48°7	48°7	48°7	48°7	48°6
38	0	48°9	48°9	48°9	48°9	48°8	48°7	48°7	48°8	48°7	48°7	48°6	48°9	48°9	48°9	48°9	48°9	48°8	48°7	48°7	48°7	48°7	48°6
43	0	48°9	48°9	48°9	48°9	48°7	48°7	48°7	48°8	48°7	48°7	48°6	48°9	48°9	48°9	48°9	48°9	48°8	48°7	48°7	48°7	48°7	48°6
48	0	48°9	48°9	48°9	48°9	48°7	48°7	48°7	48°8	48°7	48°7	48°6	48°9	48°9	48°9	48°9	48°9	48°8	48°7	48°7	48°7	48°7	48°6
53	0	48°9	48°9	48°9	48°9	48°7	48°7	48°7	48°8	48°7	48°7	48°6	48°9	48°9	48°9	48°9	48°9	48°8	48°7	48°7	48°7	48°7	48°6
58	0	48°9	48°9	48°9	48°9	48°7	48°7	48°7	48°8	48°7	48°7	48°6	48°9	48°9	48°9	48°9	48°9	48°8	48°7	48°7	48°7	48°7	48°6

Increasing Numbers denote decreasing westerly Declination.

METEOROLOGICAL OBSERVATIONS.

Mean Göttingen Time.			Barometer at 32°.	Thermometers.		Wind.		Extent of Cloudy Sky.	Weather.
				Dry.	Wet.	Direction.	Force.		
D.	H.	M.	In.	°	°		lbs.		
17	10	0	28°301	59°8	59°9	S.S.E.	1·8	1·0	Overcast; mist; nimbus;
	11	0	28°305	59°5	59°3	S.S.E.	1·8	1·0	Overcast; moonlight; mist; strat.
	12	0	28°297	59°3	59°3	S.S.E.	1·8	1·0	Overcast; mist; nimbus.
	13	0	28°277	59°1	59°1	S.S.E.	2·0	1·0	Overcast; mist; nimbus.
	14	0	28°253	59°0	59°0	S.S.E.	2·0	1·0	Overcast; mist; nimbus.
	15	0	28°248	59°0	59°0	S. by E.	1·8	1·0	Overcast; mist; nimbus.
	16	0	28°237	59°2	59°2	S.S.E.	1·7	1·0	Overcast; mist; nimbus.
	17	0	28°233	58°6	58°6	S.S.E.	2·0	1·0	Overcast; misty; strat.
	18	0	28°240	58°3	58°2	S.S.E.	2·0	1·0	Overcast; misty; strat.
	19	0	28°255	58°4	58°3	S.S.E.	2·1	1·0	Overcast; low clouds; strat.
	20	0	28°266	58°3	57°7	S.S.E.	2·0	1·0	Overcast; dull; strat.
	21	0	28°276	59°4	58°9	S.S.E.	2·0	1·0	Overcast; dull; strat.

MAGNETICAL OBSERVATIONS.

December 17th and 18th.

DECLINATION.

Angular Value of one Scale Division = 0''711.

21 ^h .	22 ^h .	23 ^h .	0 ^h .	1 ^h .	2 ^h .	3 ^h .	4 ^h .	5 ^h .	6 ^h .	7 ^h .	8 ^h .	9 ^h .
Sc. Div. 76·9	Sc. Div. 80·8	Sc. Div. 82·9	Sc. Div. 83·8	Sc. Div. 85·9	Sc. Div. 86·1	Sc. Div. 83·1	Sc. Div. 80·1	Sc. Div. 79·6	Sc. Div. 80·9	Sc. Div. 81·2	Sc. Div. 82·0	Sc. Div. 82·1
77·0	80·8	83·0	83·9	86·2	86·0	82·7	80·0	79·9	80·9	81·4	82·2	82·1
77·1	80·9	83·2	84·1	86·3	85·9	82·3	79·9	79·9	81·0	81·4	82·2	82·1
77·3	80·9	83·2	84·4	86·7	85·7	81·9	79·7	80·0	81·0	81·3	82·2	82·0
77·8	81·1	83·6	84·8	86·7	85·3	82·0	79·2	80·1	81·1	81·3	82·2	82·1
78·0	81·2	83·2	84·8	86·4	85·0	81·6	79·0	80·1	81·1	81·4	82·2	82·1
78·0	81·3	83·2	84·9	86·4	85·0	81·5	79·1	80·1	81·1	81·4	82·3	82·1
78·3	81·7	83·2	84·9	86·5	84·8	81·4	79·2	80·5	81·2	81·6	82·3	82·2
78·8	81·9	83·2	85·1	86·3	84·4	81·2	79·2	80·8	81·2	81·5	82·3	82·2
79·1	82·0	83·4	85·3	86·8	84·0	80·5	79·2	80·5	81·2	81·6	82·2	82·2
79·8	82·1	83·6	85·5	86·9	83·9	80·4	79·2	80·5	81·2	81·8	82·2	82·3
80·1	82·5	83·8	85·8	86·6	83·5	80·1	79·3	80·5	81·1	81·8	82·1	82·4

HORIZONTAL FORCE.

Change in the Magnetic moment of the Bar for 1° Fah° = '00028.

51·2	55·3	55·9	54·0	52·6	50·9	48·9	47·5	46·5	46·1	46·2	45·5	45·9
51·6	55·7	55·9	53·9	52·5	50·8	48·8	47·4	46·2	46·9	46·0	46·0	45·9
51·9	55·8	55·8	53·8	52·4	50·6	49·0	47·1	46·1	46·9	45·8	46·1	46·0
52·2	55·8	55·7	54·0	52·3	50·4	48·9	47·2	46·0	46·9	45·5	46·4	46·0
52·7	55·7	55·2	53·9	52·2	50·0	48·9	47·4	45·9	47·1	45·2	46·5	46·0
53·0	55·5	55·1	53·7	52·0	49·9	49·0	47·5	45·9	47·1	45·3	46·2	46·0
53·2	55·3	55·2	53·3	52·0	49·8	49·0	47·2	45·9	47·0	45·3	46·1	45·9
53·7	55·2	55·0	53·0	52·0	49·6	48·9	47·1	45·5	46·9	45·3	46·1	45·9
54·0	55·2	54·6	53·0	51·9	49·5	48·5	47·0	45·2	46·8	45·2	46·0	45·9
54·4	55·2	54·1	52·9	51·7	49·3	48·1	46·9	45·6	46·7	45·4	46·0	45·9
54·8	55·3	54·0	52·6	51·5	49·2	47·9	46·8	45·8	46·5	45·2	45·9	45·9
55·2	55·7	53·9	52·6	51·3	48·9	47·6	46·7	46·0	46·3	45·2	45·9	45·8
63·6	63·7	63·8	64·0	64·2	64·9	65·0	65·5	65·8	65·7	65·5	65·1	65·0

VERTICAL FORCE.

Change in the Magnetic moment of the Bar for 1° Fah° = '00002.

48·6	48·4	48·8	48·7	48·8	48·9	49·7	50·1	49·8	49·8	49·6	49·6	49·1
48·6	48·5	48·9	48·8	48·9	48·9	49·7	50·1	49·8	49·8	49·6	49·6	49·1
48·6	48·5	48·9	48·8	48·9	48·9	49·7	50·1	49·8	49·8	49·6	49·6	49·1
48·5	48·5	48·9	48·8	48·9	49·2	50·1	50·1	49·8	49·8	49·8	49·6	49·1
48·5	48·6	48·9	48·8	48·9	49·3	50·1	50·1	49·8	49·8	49·8	49·6	49·1
48·5	48·7	48·9	48·8	48·9	49·4	50·1	50·0	49·8	49·7	49·7	49·3	49·1
48·5	48·7	48·9	48·8	48·9	49·4	50·1	50·0	49·8	49·7	49·7	49·3	49·1
48·5	48·7	48·9	48·8	48·9	49·6	50·1	50·0	49·8	49·6	49·6	49·3	49·1
48·5	48·7	48·9	48·8	48·9	49·6	50·1	50·0	49·8	49·6	49·6	49·3	49·1
48·5	48·7	48·9	48·8	48·9	49·6	50·1	50·0	49·8	49·6	49·6	49·3	49·1
48·5	48·8	48·9	48·8	48·9	49·6	50·1	49·8	49·8	49·6	49·6	49·1	49·1
48·5	48·8	48·9	48·8	48·9	49·6	50·1	49·8	49·8	49·6	49·6	49·1	49·1
63·7	63·6	63·6	63·9	64·2	64·5	64·7	65·0	65·3	65·2	65·2	65·3	65·3

and increasing Horizontal and Vertical Force.

METEOROLOGICAL OBSERVATIONS.

Mean Göttingen Time.			Barometer at 32°.	Thermometers.		Wind.		Extent of Cloudy Sky.	Weather.
D.	H.	M.		Dry.	Wet.	Direction.	Force.		
			In. °	°		lbs.			
17	22	0	28·283	60·0	59·2	S.S.E.	2·0	1·0	Overcast; dull; strat.
	23	0	28·285	61·0	59·6	S.S.E.	2·1	1·0	Overcast; fair; strat.
18	0	0	28·285	61·9	60·5	S.S.E.	2·2	1·0	Overcast; dull; strat.
	1	0	28·279	62·9	62·0	S.S.E.	1·9	1·0	Overcast; fair; strat.
	2	0	28·259	62·9	60·5	S.S.E.	1·7	1·0	Overcast; fair; cum.-strat.
	3	0	28·250	63·5	60·3	S.S.E.	1·8	1·0	Overcast; fair; cum.-strat.
	4	0	28·242	63·2	60·2	S.S.E.	1·8	1·0	Overcast; hazy; strat.
	5	0	23·216	62·1	59·6	S.S.E.	1·8	1·0	Overcast; dull; strat.
	6	0	28·218	61·9	59·0	S. by E.	1·9	1·0	Overcast; fair; cum.-strat.
	7	0	28·234	60·8	58·0	S.S.E.	2·0	1·0	Cloudy; fair; cum.-strat.
	8	0	28·249	60·0	57·7	S.S.E.	1·8	1·0	Overcast; fair; strat.
	9	0	28·261	59·8	57·8	S.S.E.	1·9	1·0	Overcast; dark; strat.

January 28th and 29th.		MAGNETICAL OBSERVATIONS.										
Mean Göttingen Time.		Angular Value of one Scale Division = 0'711.						DECLINATION.				
		10h.	11h.	12h.	13h.	14h.	15h.	16h.	17h.	18h.	19h.	20h.
M.	s.	Sc. Div.	Sc. Div.	Sc. Div.	Sc. Div.	Sc. Div.	Sc. Div.	Sc. Div.	Sc. Div.	Sc. Div.	Sc. Div.	Sc. Div.
0	0	81'4	81'1	81'0	81'3	80'9	80'9	81'1	80'9	80'7	79'8	78'2
5	0	81'4	80'9	81'0	81'2	81'0	80'9	81'0	80'9	80'6	79'6	78'1
10	0	81'4	80'4	81'0	81'6	81'0	80'9	81'1	80'9	80'7	79'4	78'0
15	0	81'2	81'0	81'0	81'4	81'0	80'9	81'1	80'9	80'5	79'3	78'1
20	0	81'2	80'6	81'2	81'0	81'0	80'9	81'1	80'8	80'4	79'2	78'1
25	0	81'2	80'9	81'2	81'0	81'0	80'9	81'0	80'8	80'4	79'1	78'1
30	0	81'2	80'9	81'2	80'8	81'0	80'9	81'0	80'8	80'3	79'0	78'1
35	0	81'1	80'9	81'2	80'7	80'9	80'9	81'0	80'7	80'3	78'9	78'1
40	0	81'2	80'9	81'4	80'6	80'9	80'9	81'0	80'7	80'3	78'8	78'1
45	0	81'3	80'9	81'4	80'6	80'9	81'0	81'0	80'7	80'1	78'6	78'2
50	0	81'1	81'0	81'4	80'7	80'9	81'0	80'9	80'7	80'0	78'4	78'4
55	0	81'1	81'0	81'4	80'8	80'9	81'0	80'9	80'7	79'9	78'2	78'4

M. s.		One Scale Division = '00021 parts of the H. F.						HORIZONTAL FORCE.				
2	0	41'0	41'1	41'1	41'2	41'8	41'9	42'8	42'7	43'2	44'0	44'8
7	0	41'0	41'1	41'1	41'2	41'8	41'9	42'8	42'7	43'3	44'1	44'7
12	0	41'1	41'1	41'2	41'2	41'8	41'9	42'8	42'7	43'3	44'1	44'8
17	0	41'2	41'0	41'2	41'3	41'8	42'0	42'7	42'8	43'3	44'2	44'8
22	0	41'2	41'0	41'2	41'4	41'8	42'0	42'6	42'9	43'3	44'3	44'9
27	0	41'2	40'8	41'2	41'3	41'8	42'2	42'6	42'9	43'3	44'4	44'9
32	0	41'2	40'8	41'3	41'3	41'8	42'6	42'6	42'9	43'5	44'4	44'9
37	0	41'2	40'8	41'2	41'5	41'8	42'8	42'5	43'0	43'6	44'5	45'0
42	0	41'2	40'9	41'2	41'5	41'8	42'8	42'5	43'1	43'7	44'6	45'0
47	0	41'3	41'0	41'3	41'5	41'9	42'8	42'6	43'1	43'8	44'7	45'0
52	0	41'4	41'2	41'3	41'5	41'9	42'8	42'6	43'1	44'0	44'8	45'0
57	0	41'3	41'2	41'2	41'6	41'9	42'8	42'7	43'2	44'0	44'8	44'9

Thermometer	69'4	69'3	69'1	69'1	69'1	69'0	68'9	68'8	68'7	68'7	68'4
-------------	------	------	------	------	------	------	------	------	------	------	------

M. s.		One Scale Division = '00086 parts of the V. F.						VERTICAL FORCE.				
3	0	47'0	46'9	47'0	47'0	46'5	46'6	46'6	46'4	46'8	46'4	46'1
8	0	47'1	46'9	47'0	47'0	46'5	46'6	46'5	46'4	46'9	46'4	45'8
13	0	47'2	46'9	47'0	47'0	46'7	46'6	46'5	46'4	46'9	46'4	45'8
18	0	46'9	47'0	47'0	47'0	46'7	46'6	46'5	46'4	46'9	46'4	45'8
23	0	46'9	47'0	47'0	46'2	46'7	46'6	46'5	46'4	46'9	46'4	45'8
28	0	46'9	47'0	47'0	46'2	46'7	46'6	46'4	46'4	46'9	46'4	45'8
33	0	46'9	47'0	47'0	46'2	46'7	46'6	46'4	46'4	46'8	46'4	45'8
38	0	46'9	47'0	47'0	46'2	46'7	46'6	46'4	46'4	46'6	46'2	45'8
43	0	46'9	47'0	47'0	46'5	46'6	46'6	46'4	46'4	46'6	46'2	45'8
48	0	46'9	47'0	47'0	46'5	46'6	46'6	46'4	46'4	46'6	46'2	45'8
53	0	46'9	47'0	47'0	46'5	46'6	46'6	46'4	46'4	46'6	46'2	45'8
58	0	46'9	47'0	47'0	46'5	46'6	46'6	46'4	46'4	46'4	46'1	45'8

Thermometer	69'4	69'4	69'7	69'6	69'8	69'7	69'4	69'5	69'5	69'3	68'6
-------------	------	------	------	------	------	------	------	------	------	------	------

Increasing Numbers denote decreasing Westerly Declination,

METEOROLOGICAL OBSERVATIONS.											
Mean Göttingen Time.			Barometer at 32°.	Thermometers.		Wind.		Extent of Cloudy Sky.	Weather.		
				Dry.	Wet.	Direction.	Force.				
D.	H.	M.	In.	°	°		lbs.				
28	10	0	28'229	64'7	64'3	Calm.	0'0	1'0	Overcast; mist.		
	11	0	28'238	64'7	64'6	Calm.	0'0	1'0	Overcast; misty; strat.		
	12	0	28'230	64'5	64'3	Calm.	0'0	1'0	Overcast; misty; strat.		
	13	0	28'220	64'3	63'8	Calm.	0'0	1'0	Overcast; dark; strat.		
	14	0	28'207	64'0	63'3	Calm.	0'0	1'0	Overcast; dark; strat.		
	15	0	28'191	63'5	63'0	Calm.	0'0	1'0	Overcast; dark and showery; strat.		
	16	0	28'182	63'5	63'3	Calm.	0'0	1'0	Overcast; misty and showery; strat.		
	17	0	28'182	63'6	63'6	S.S.E.	0'2	1'0	Overcast, and rain; nimbus.		
	18	0	28'193	63'2	63'1	S.S.E.	0'2	1'0	Overcast, with showers; strat.		
	19	0	28'219	63'7	63'6	S.S.E.	0'2	1'0	Overcast, with showers; strat.		
	20	0	28'229	63'6	63'6	S.E. by S.	0'2	1'0	Overcast, with showers; strat.		
	21	0	28'240	64'1	64'1	S.S.E.	0'2	1'0	Overcast, with showers; nimbus.		

MAGNETICAL OBSERVATIONS.

January 28th and 29th.

DECLINATION.

Angular Value of one Scale Division = 0'711.

21h.	22h.	23h.	0h.	1h.	2h.	3h.	4h.	5h.	6h.	7h.	8h.	9h.
Sc. Div. 78°5	Sc. Div. 77°2	Sc. Div. 77°1	Sc. Div. 78°9	Sc. Div. 78°1	Sc. Div. 81°0	Sc. Div. 86°0	Sc. Div. 87°0	Sc. Div. 82°8	Sc. Div. 79°5	Sc. Div. 79°7	Sc. Div. 81°2	Sc. Div. 82°0
78°5	77°1	77°2	78°9	78°1	81°8	86°6	86°5	82°2	79°2	79°9	81°3	82°0
78°3	77°0	77°3	79°0	78°1	82°0	86°9	86°1	82°0	79°1	79°9	81°6	82°0
78°2	77°0	77°6	79°0	78°1	82°7	86°9	86°0	81°9	79°1	80°1	81°5	82°0
78°1	77°0	77°8	79°0	78°1	83°0	87°1	85°2	81°4	79°0	80°3	81°8	82°1
78°1	77°0	78°0	79°0	78°5	83°1	87°3	85°0	81°0	79°0	80°5	81°8	82°1
78°0	77°0	78°1	79°0	78°9	83°8	87°6	84°8	80°9	79°0	80°8	82°0	82°2
78°0	77°0	78°2	79°0	79°0	84°0	87°7	84°1	80°4	79°0	80°9	82°0	82°2
78°0	77°0	78°7	78°9	79°1	84°8	87°9	84°1	80°1	79°0	81°0	82°0	82°3
77°9	77°0	78°9	78°8	79°8	84°9	87°7	83°7	80°0	79°0	81°0	82°0	82°4
77°8	77°0	78°9	78°6	80°0	85°2	87°1	83°1	79°9	79°1	81°0	82°0	82°5
77°3	77°1	79°0	78°3	80°5	85°7	87°1	83°0	79°8	79°3	81°1	82°0	82°6

HORIZONTAL FORCE.

Change in the Magnetic moment of the Bar for 1° Fah°. = '00028.

45°0	46°0	47°8	49°3	50°9	49°9	48°4	48°4	46°5	44°5	42°9	43°0	43°4
45°0	46°1	48°1	49°3	50°9	49°8	48°6	48°2	46°3	44°2	42°9	43°1	43°6
45°0	46°1	48°3	49°4	50°9	49°5	48°6	48°1	46°1	44°1	42°9	43°1	43°6
45°0	46°2	48°3	49°7	50°9	49°2	48°5	48°0	46°1	43°9	43°0	43°0	43°5
45°5	46°6	48°6	50°0	50°9	49°1	48°6	47°9	45°9	43°8	43°0	43°1	43°5
45°7	46°8	48°7	50°2	50°9	49°0	48°7	47°9	45°8	43°5	43°0	43°2	43°6
45°4	46°9	48°8	50°5	50°9	48°8	48°7	47°7	45°4	43°2	42°9	43°2	43°8
45°4	46°9	49°0	50°6	50°9	48°7	48°7	47°4	45°2	43°1	42°9	43°3	43°8
45°5	47°0	49°1	50°6	50°8	48°3	48°7	47°1	45°1	43°0	43°0	43°3	43°8
45°8	47°1	49°1	50°7	50°4	48°2	48°7	47°1	44°9	42°9	43°0	43°2	43°8
45°9	47°2	49°2	50°7	50°1	48°2	48°7	47°0	44°9	42°9	42°9	43°3	43°9
45°9	47°7	49°2	50°8	50°1	48°2	48°6	46°9	44°7	42°9	42°8	43°4	44°0
68°1	68°5	68°5	69°0	69°3	69°9	70°0	70°0	70°0	70°0	70°0	69°8	69°6

VERTICAL FORCE.

Change in the Magnetic moment of the Bar for 1° Fah°. = '00002.

45°8	46°2	46°4	46°0	46°0	46°0	46°0	46°0	46°5	46°6	46°5	46°5	46°5
45°8	46°2	46°1	46°0	46°0	46°0	45°7	46°0	46°5	46°5	46°5	46°5	46°5
45°8	46°2	46°1	46°2	46°0	46°0	46°0	46°0	46°5	46°5	46°5	46°5	46°5
45°9	46°3	46°1	46°2	46°0	46°0	46°0	46°2	46°6	46°5	46°5	46°5	46°5
45°9	46°3	46°1	46°2	46°0	46°0	46°0	46°2	46°8	46°5	46°5	46°5	46°5
45°9	46°3	46°1	46°2	46°0	46°0	46°0	46°2	46°8	46°5	46°5	46°5	46°5
45°9	46°3	46°1	46°2	46°0	46°0	46°0	46°2	46°8	46°5	46°5	46°5	46°5
46°0	46°4	46°0	46°0	46°0	46°0	46°0	46°3	46°6	46°5	46°5	46°5	46°5
46°0	46°4	46°0	46°0	46°0	46°0	46°0	46°3	46°6	46°5	46°5	46°5	46°7
46°0	46°4	46°0	46°0	46°0	46°0	46°0	46°3	46°6	46°5	46°5	46°5	46°4
46°0	46°4	46°0	46°0	46°0	46°0	46°0	46°3	46°6	46°5	46°5	46°5	46°8
46°1	46°4	46°0	46°0	46°0	46°0	46°0	46°3	46°6	46°5	46°5	46°5	46°8
68°3	68°3	68°4	68°6	69°0	69°3	69°6	69°6	69°6	69°6	69°6	69°5	69°7

and increasing Horizontal and Vertical Force.

METEOROLOGICAL OBSERVATIONS.

Mean Göttingen Time.			Barometer at 32°.	Thermometers.		Wind.		Extent of Cloudy Sky.	Weather.
D.	H.	M.		Dry.	Wet.	Direction.	Force.		
28	22	0	In. 28°244	° 65°6	° 64°6	S.E. by S.	lbs. 0°3	1°0	Overcast and misty; strat.
	23	0	28°242	65°3	65°2	S.S.E.	0°3	1°0	Overcast, with light rain; nimbus.
29	0	0	28°229	65°2	64°8	S.S.E.	0°4	1°0	Overcast and rain; nimbus.
	1	0	28°218	65°4	64°8	Calm.	0°0	1°0	Overcast, with showers; strat.
	2	0	28°205	65°5	64°6	Calm.	0°0	1°0	Overcast, with mist; strat.
	3	0	28°182	65°6	65°1	Calm.	0°0	1°0	Overcast; thick mist; strat.
	4	0	28°168	65°2	64°1	Calm.	0°0	1°0	Overcast; dull and hazy; strat.
	5	0	28°153	65°3	64°1	Calm.	0°0	1°0	Overcast and dull; strat.
	6	0	28°159	65°1	64°3	Calm.	0°0	1°0	Overcast and dull; strat.
	7	0	28°169	64°5	63°7	Calm.	0°0	1°0	Overcast and misty; strat.
	8	0	28°189	63°6	61°7	Calm.	0°0	1°0	Overcast and dull; strat.
	9	0	28°199	63°3	62°2	Calm.	0°0	1°0	Overcast; very dark; strat.

February 27th and 28th			MAGNETICAL OBSERVATIONS.										
Mean Göttingen Time.			Angular Value of one Scale Division = 0'711.					DECLINATION.					
			10h.	11h.	12h.	13h.	14h.	15h.	16h.	17h.	18h.	19h.	20h.
M.	s.		Sc. Div.	Sc. Div.	Sc. Div.	Sc. Div.	Sc. Div.	Sc. Div.	Sc. Div.	Sc. Div.	Sc. Div.	Sc. Div.	
0	0		80'5	80'9	80'1	79'7	79'4	80'3	80'3	80'3	80'9	81'2	78'0
5	0		80'6	80'9	80'0	79'5	79'6	80'3	80'3	80'2	80'9	81'2	77'3
10	0		80'6	80'9	80'0	79'5	79'6	80'4	80'2	80'2	80'9	81'2	77'1
15	0		80'6	80'9	79'9	79'4	79'7	80'3	80'3	80'3	80'9	81'2	76'9
20	0		80'6	80'8	79'9	79'3	79'8	80'3	80'3	80'4	80'9	81'1	76'2
25	0		80'6	80'7	79'9	79'3	79'9	80'4	80'3	80'4	80'9	81'1	76'0
30	0		80'7	80'7	79'8	79'2	80'0	80'4	80'3	80'5	81'0	80'9	75'8
35	0		80'7	80'7	79'8	79'2	80'0	80'4	80'3	80'8	81'0	80'4	75'3
40	0		80'9	80'7	79'8	79'2	80'1	80'4	80'3	80'8	81'0	80'1	75'0
45	0		80'9	80'5	79'7	79'1	80'1	80'4	80'3	80'8	81'0	79'7	74'9
50	0		80'9	80'3	79'7	79'1	80'2	80'4	80'3	80'8	81'0	79'1	74'9
55	0		80'9	80'3	79'7	79'2	80'2	80'4	80'3	80'9	81'1	78'5	74'3

M. s.		One Scale Division = '00021 parts of the H. F.					HORIZONTAL FORCE.					
2	0	34'7	34'1	34'9	35'6	36'3	36'7	36'2	35'7	35'2	35'4	35'9
7	0	34'7	34'2	35'0	35'7	36'4	36'7	36'2	35'6	35'3	35'5	36'0
12	0	34'6	34'2	35'0	35'7	36'3	36'7	36'2	35'6	35'3	35'6	36'0
17	0	34'3	34'2	35'1	35'8	36'3	36'8	36'2	35'5	35'3	35'7	36'0
22	0	34'1	34'3	35'1	35'8	36'4	36'6	36'1	35'5	35'3	35'7	36'2
27	0	34'1	34'4	35'1	35'8	36'7	36'4	36'2	35'6	35'3	35'7	36'4
32	0	34'1	34'6	35'1	35'8	36'7	36'2	36'2	35'6	35'3	35'7	36'4
37	0	34'1	34'7	35'1	35'9	36'8	36'2	36'2	35'5	35'5	35'5	36'5
42	0	34'1	34'9	35'1	36'1	36'9	36'2	36'2	35'6	35'5	35'4	36'6
47	0	34'1	35'0	35'4	36'2	36'8	36'2	36'2	35'4	35'5	35'4	36'7
52	0	34'1	35'0	35'6	36'2	36'8	36'1	36'0	35'5	35'3	35'5	36'8
57	0	34'2	35'0	35'5	36'2	36'8	36'2	35'8	35'3	35'4	35'7	36'9

Thermometer		73'0	73'0	73'0	72'8	72'8	72'4	72'2	72'1	72'0	72'0	72'0
		73'0	73'0	73'0	72'8	72'8	72'4	72'2	72'1	72'0	72'0	72'0

M. s.		One Scale Division = '00089 parts of the V. F.					VERTICAL FORCE.					
3	0	48'2	48'0	47'9	48'0	48'2	47'7	47'8	47'6	47'7	47'8	47'8
8	0	48'1	48'0	47'9	48'0	48'2	47'8	47'8	47'6	47'8	47'8	47'9
13	0	48'1	48'0	47'9	48'0	48'0	47'8	47'8	47'6	47'8	47'8	47'9
18	0	48'1	48'0	47'9	48'0	48'0	47'8	47'8	47'6	47'8	47'8	47'9
23	0	48'1	48'0	47'9	48'0	48'0	47'8	47'9	47'6	47'8	47'8	47'9
28	0	48'1	48'0	47'9	48'0	48'0	47'8	47'8	47'6	47'8	47'8	47'9
33	0	48'1	48'0	47'9	48'0	48'0	47'8	47'8	47'7	47'8	47'8	47'9
38	0	48'0	48'2	47'9	48'0	48'0	47'8	47'7	47'7	47'8	47'8	47'9
43	0	48'0	48'2	48'0	48'2	48'0	47'8	47'7	47'7	47'8	47'8	47'9
48	0	48'0	48'2	48'0	48'2	47'9	47'8	47'6	47'7	47'8	47'8	47'9
53	0	48'0	47'9	48'0	48'2	47'9	47'8	47'6	47'7	47'8	47'8	47'9
58	0	48'1	47'9	48'0	48'2	47'9	47'8	47'6	47'7	47'8	47'8	47'9

Thermometer		73'0	73'3	73'3	73'3	73'1	72'8	72'5	72'4	72'3	72'2	72'0
		73'0	73'3	73'3	73'3	73'1	72'8	72'5	72'4	72'3	72'2	72'0

Increasing Numbers denote decreasing westerly Declination.

METEOROLOGICAL OBSERVATIONS.												
Mean Göttingen Time.			Barometer at 32°.	Thermometers.		Wind.		Extent of Cloudy Sky.	Weather.			
				Dry.	Wet.	Direction.	Force.					
D.	H.	M.	In.	°	°		lbs.					
27	10	0	28'269	68'0	66'4	Calm.	0'0	0'7	Cloudy; fair; stars dim; cir. and cum.-strat.			
	11	0	28'279	67'6	66'6	Calm.	0'0	1'0	Overcast and dark; strat.			
	12	0	28'269	67'8	66'5	Calm.	0'0	0'9	Nearly overcast; a few stars; cum.-strat.			
	13	0	28'259	67'8	66'7	Calm.	0'0	0'9	Nearly overcast; a few stars; cum.-strat.			
	14	0	28'242	67'2	66'0	Calm.	0'0	0'5	Cloudy; fair; stars; cir.-strat and cum.-strat.			
	15	0	28'230	67'2	66'2	Calm.	0'0	1'0	Overcast; calm; strat.			
	16	0	28'224	66'8	65'6	Calm.	0'0	0'7	Cloudy; calm; strat.			
	17	0	28'224	67'0	66'0	Calm.	0'0	1'0	Overcast; very dark; strat.			
	18	0	28'231	66'7	65'9	Calm.	0'0	1'0	Overcast; fair; strat.			
	19	0	28'246	66'6	65'8	Calm.	0'0	1'0	Overcast; fair; strat.			
	20	0	28'260	66'7	66'0	Calm.	0'0	0'9	Nearly overcast; fair; cir.-strat. and cum.-strat.			
	21	0	28'274	67'2	65'5	Calm.	0'0	0'8	Cloudy; fair; sun; cir.-strat. and cum.-strat.			

MAGNETICAL OBSERVATIONS. February 27th and 28th.

DECLINATION. Angular Value of one Scale Division = 0'711.

21h.	22h.	23h.	0h.	1h.	2h.	3h.	4h.	5h.	6h.	7h.	8h.	9h.
Sc. Div. 74°2	Sc. Div. 72°0	Sc. Div. 72°3	Sc. Div. 75°8	Sc. Div. 78°4	Sc. Div. 81°3	Sc. Div. 82°9	Sc. Div. 82°8	Sc. Div. 81°0	Sc. Div. 79°8	Sc. Div. 80°2	Sc. Div. 81°5	Sc. Div. 80°8
74°0	71°9	72°4	76°1	78°5	81°6	83°0	82°7	80°8	79°8	80°4	81°5	80°8
73°9	71°8	72°5	76°5	78°8	81°8	83°0	82°6	80°8	79°8	80°7	81°6	80°8
73°3	71°6	72°9	76°5	79°0	81°9	83°0	82°6	80°5	79°8	80°8	81°2	80°9
73°2	71°5	73°0	77°0	79°1	82°1	83°0	82°5	80°2	79°8	80°8	81°2	80°9
73°0	71°5	73°4	77°4	79°5	82°3	82°9	82°3	80°2	79°8	80°9	81°1	80°9
73°0	71°5	73°7	77°5	79°8	82°5	82°9	82°0	80°1	79°9	81°1	81°0	80°9
72°5	71°5	74°1	77°6	80°0	82°6	82°9	82°0	80°0	79°9	81°1	81°1	80°9
72°5	71°6	74°4	77°9	80°2	82°6	82°9	81°9	80°0	79°9	81°2	81°1	80°9
72°4	71°7	74°9	78°0	80°8	82°8	82°9	81°7	79°9	80°0	81°5	81°0	80°9
72°1	71°7	75°2	78°0	81°0	82°9	82°8	81°3	79°9	80°1	81°7	81°0	80°9
72°1	71°9	75°4	78°2	81°1	82°9	82°8	81°3	79°8	80°2	81°5	81°0	81°0

HORIZONTAL FORCE. Change in the Magnetic moment of the Bar for 1° Fahr. = '00028.

36°9	39°0	42°2	43°5	44°2	43°3	41°0	38°2	36°2	35°8	35°1	35°1	34°4
37°0	39°5	42°3	43°8	44°1	43°1	40°8	38°0	36°1	35°9	35°2	35°1	34°3
37°1	39°8	42°2	43°9	44°1	42°9	40°3	37°9	36°1	35°8	35°3	35°0	34°2
37°3	40°3	42°5	43°9	44°0	42°7	40°1	37°7	35°9	35°7	35°1	34°8	34°1
37°8	40°4	42°7	44°0	44°0	42°6	39°9	37°6	35°9	35°7	35°1	34°5	34°1
37°9	41°0	42°8	44°1	43°9	42°3	39°6	37°3	35°6	35°5	35°1	34°4	34°0
38°0	41°4	42°9	44°1	43°9	42°1	39°4	37°2	35°5	35°5	35°0	34°6	34°0
38°1	41°6	43°0	44°2	43°9	41°9	39°2	37°1	35°3	35°4	35°0	34°6	34°0
38°2	41°8	43°1	44°2	43°8	41°8	39°0	37°0	35°3	35°2	35°1	34°6	34°0
38°6	41°8	43°2	44°2	43°8	41°6	39°0	36°7	35°6	35°2	35°1	34°5	34°0
38°9	41°9	43°3	44°2	43°7	41°2	38°6	36°5	35°7	35°3	35°1	34°5	33°9
39°2	42°0	43°4	44°2	43°5	41°1	38°3	36°3	35°7	35°5	35°1	34°4	33°9
71°9	71°9	72°1	72°8	73°6	74°2	74°9	75°7	76°0	76°4	76°7	76°0	75°5

VERTICAL FORCE. Change in the Magnetic moment of the Bar for 1° Fahr. = '00002.

47°9	47°6	47°6	47°5	47°6	47°7	48°1	49°0	49°6	49°9	50°0	50°0	49°5
47°9	47°6	47°6	47°5	47°6	47°7	48°2	49°2	49°6	50°0	50°0	49°8	49°4
47°9	47°6	47°6	47°5	47°6	47°7	48°5	49°2	49°8	50°0	50°0	49°8	49°4
47°8	47°6	47°6	47°5	47°6	47°7	48°5	49°4	49°8	50°0	50°0	49°8	49°4
47°8	47°6	47°6	47°5	47°7	47°7	48°5	49°4	49°8	50°0	50°0	49°8	49°4
47°8	47°6	47°5	47°5	47°7	47°7	48°5	49°5	49°8	50°0	50°0	49°8	49°3
47°8	47°6	47°5	47°5	47°7	47°7	48°7	49°4	49°8	50°0	50°0	49°8	49°3
47°6	47°6	47°5	47°5	47°7	47°9	48°7	49°5	49°9	50°0	50°0	49°8	49°3
47°6	47°6	47°5	47°6	47°7	47°9	48°7	49°5	49°9	50°0	50°0	49°7	49°3
47°6	47°6	47°5	47°6	47°7	47°9	48°7	49°5	49°9	50°0	50°0	49°7	49°3
47°6	47°7	47°5	47°6	47°7	47°9	48°9	49°5	49°9	50°0	50°0	49°5	49°3
47°6	47°6	47°5	47°6	47°7	47°9	48°9	49°5	49°9	50°0	50°0	49°5	49°3
71°6	71°6	71°8	72°2	73°0	73°6	74°2	74°9	75°2	75°6	75°8	75°7	75°5

and increasing Horizontal and Vertical Force.

METEOROLOGICAL OBSERVATIONS.

Mean Göttingen Time.	Barometer at 32°.	Thermometers.		Wind.		Extent of Cloudy Sky.	Weather.
		Dry.	Wet.	Direction.	Force.		
D. H. M.	In.	°	°		lbs		
27 22 0	28°285	68°5	66°8	Calm.	0°0	0°8	Cloudy and fair; cir.-cum., and cum.-strat.
23 0	28°298	69°6	66°6	Calm.	0°0	0°9	Cloudy and fair; cir.-cum., and cum.-strat.
28 0 0	28°293	71°0	67°4	Calm.	0°0	0°8	Cloudy and fair; cum.-strat., and cir.-cum.
1 0	28°278	72°1	67°5	S. by E.	0°1	0°7	Fine; sun; cum.-strat., and cir.-cum.
2 0	28°262	71°8	66°5	South.	0°1	0°6	Very fine; cum.-strat., and cir.-cum.
3 0	28°239	72°0	66°4	South.	0°1	—	Very fine; cum.-strat., and cir.-cum.
4 0	28°227	72°6	67°0	South.	0°1	0°9	Cloudy and fair; cir.-strat., and cum.-strat.
5 0	28°221	71°9	66°1	South.	0°1	0°8	Cloudy and fine; cir.-strat., and cum.-strat.
6 0	28°221	71°1	65°5	South.	0°1	0°7	Cloudy and fine; cir.-strat., and cum.-strat.
7 0	28°231	70°2	64°0	Calm.	0°0	0°3	Very fine; sun; cum.-strat., and cir.-cum.
8 0	28°242	68°3	64°0	Calm.	0°0	0°8	Cloudy and fair; cum.-strat., and cir.-cum.
9 0	28°254	67°6	64°1	Calm.	0°0	0°2	Fine; moon and stars; cum.-strat.

March 18th and 19th.			MAGNETICAL OBSERVATIONS.											
Mean Göttingen Time.			Angular Value of one Scale Division = 0'711.							DECLINATION.				
			10h.	11h.	12h.	13h.	14h.	15h.	16h.	17h.	18h.	19h.	20h.	
M.	s.		Sc. Div.	Sc. Div.	Sc. Div.	Sc. Div.	Sc. Div.	Sc. Div.	Sc. Div.	Sc. Div.	Sc. Div.	Sc. Div.	Sc. Div.	
0	0		79.1	79.2	79.5	80.1	79.0	79.0	79.1	79.1	79.5	80.1	77.9	
5	0		79.1	79.2	79.6	80.0	79.0	79.1	79.1	79.1	79.5	80.1	77.8	
10	0		79.3	79.2	79.7	80.1	79.0	79.1	79.1	79.2	79.8	80.1	77.4	
15	0		79.3	79.2	79.9	80.0	79.0	79.1	79.1	79.2	79.8	80.2	77.2	
20	0		79.5	79.2	80.1	79.8	78.9	79.1	79.1	79.2	79.8	80.1	77.0	
25	0		79.5	79.2	80.1	79.7	78.9	79.1	79.1	79.2	79.8	80.0	76.7	
30	0		79.5	79.2	80.2	79.5	78.9	79.1	79.1	79.2	79.8	79.9	76.4	
35	0		79.4	79.3	80.2	79.4	78.9	79.2	79.1	79.2	79.9	79.5	76.2	
40	0		79.4	79.3	80.4	79.2	79.0	79.2	79.1	79.3	79.9	79.0	76.2	
45	0		79.3	79.2	80.3	79.2	79.0	79.2	79.1	79.4	79.9	78.9	76.1	
50	0		79.3	79.5	80.2	79.1	79.0	79.2	79.1	79.5	79.9	78.8	75.9	
55	0		79.3	79.4	80.1	79.0	79.0	79.2	79.1	79.5	80.0	78.2	75.8	

M. s.		One Scale Division = .00021 parts of the H. F.							HORIZONTAL FORCE.				
2	0	34.8	32.9	33.1	35.9	33.3	33.9	34.4	34.6	35.0	34.7	35.0	
7	0	34.1	33.0	33.1	35.8	33.4	33.9	34.4	34.6	35.0	34.7	35.2	
12	0	34.1	33.0	33.8	35.5	33.5	34.0	34.5	34.6	34.9	34.7	35.6	
17	0	34.1	32.9	34.5	35.4	33.6	34.1	34.5	34.8	34.9	34.7	35.8	
22	0	34.1	32.9	35.1	35.1	33.6	34.1	34.5	34.9	34.9	34.7	35.9	
27	0	33.9	32.8	35.9	34.7	33.6	34.0	34.5	34.9	34.9	34.9	36.1	
32	0	33.9	32.8	36.4	34.1	33.6	34.0	34.4	34.8	34.8	34.8	36.3	
37	0	33.7	32.9	36.6	34.0	33.6	34.1	34.4	34.8	34.8	34.8	36.6	
42	0	33.3	32.9	36.5	33.9	33.7	34.1	34.4	34.8	34.7	34.9	36.8	
47	0	33.1	33.0	36.3	33.5	33.8	34.2	34.6	34.8	34.7	34.9	37.0	
52	0	33.0	33.2	36.2	33.2	33.9	34.3	34.6	34.8	34.7	34.9	37.2	
57	0	32.9	33.2	36.1	33.2	33.9	34.3	34.6	34.9	34.7	34.9	37.3	

M. s.		One Scale Division = .00086 parts of the V. F.							VERTICAL FORCE.				
3	0	44.2	44.2	44.4	44.2	44.2	44.2	44.1	44.1	44.1	44.1	44.1	
8	0	44.2	44.2	44.4	44.2	44.3	44.2	44.1	44.1	44.1	44.1	44.1	
13	0	44.2	44.2	44.4	44.2	44.3	44.2	44.1	44.1	44.1	44.1	44.1	
18	0	44.2	44.2	44.4	44.2	44.3	44.2	44.1	44.1	44.1	44.1	44.1	
23	0	44.2	44.2	44.4	44.2	44.3	44.2	44.1	44.1	44.1	44.1	43.8	
28	0	44.2	44.3	44.4	44.2	44.3	44.2	44.1	44.1	44.1	44.1	43.8	
33	0	44.2	44.4	44.4	44.2	44.2	44.2	44.1	44.1	44.1	44.1	43.8	
38	0	44.2	44.4	44.4	44.2	44.2	44.2	44.1	44.1	44.1	44.1	43.8	
43	0	44.2	44.4	44.4	47.2	44.2	44.2	44.1	44.1	44.1	44.1	43.8	
48	0	44.2	44.4	44.4	44.2	44.2	44.2	44.1	44.1	44.1	44.1	43.8	
53	0	44.2	44.4	44.4	44.2	44.2	44.2	44.1	44.1	44.1	44.1	43.8	
58	0	44.2	44.4	44.4	44.1	44.2	44.2	44.1	44.1	44.1	44.1	43.8	

Increasing Numbers denote decreasing Westerly Declination.

METEOROLOGICAL OBSERVATIONS.												
Mean Göttingen Time.			Barometer at 32°.	Thermometers.		Wind.		Extent of Cloudy Sky.	Weather.			
				Dry.	Wet.	Direction.	Force.					
D.	H.	M.	In.	°	°		lbs.					
18	10	0	28.269	69.4	67.4	S.E. by S.	0.4	1.0	Overcast and dark; strat.			
	11	0	28.278	68.1	67.2	S.E. by S.	0.4	1.0	Overcast and dark; strat.			
	12	0	28.273	67.6	66.2	S.E. by S.	0.4	1.0	Overcast and fair; moonlight; cir.-strat. and cum.-strat.			
	13	0	28.262	67.9	66.6	S.E. by S.	0.4	1.0	Overcast; moonlight; cir.-strat. and cir.			
	14	0	28.248	68.1	67.4	S.E. by S.	0.4	1.0	Overcast; moonlight; cir. strat. and cum.-strat.			
	15	0	28.232	68.0	67.3	S.E.	0.4	0.9	Cloudy and fair; moonlight; cir.-strat. and cum.-strat.			
	16	0	28.227	67.0	66.6	S.E. by E.	0.4	1.0	Overcast and fair; moonlight; strat.			
	17	0	28.229	67.7	66.2	S.E.	0.4	1.0	Overcast and fair; moonlight; strat.			
	18	0	28.239	67.0	66.4	S.E. by S.	0.4	1.0	Overcast and fair; moonlight; cir.-strat. and cum.-strat.			
	19	0	28.249	67.0	65.6	S.E.	0.4	1.0	Overcast and fair; cir.-strat. and cum.-strat.			
	20	0	28.266	67.9	66.5	S.E. by S.	0.4	1.0	Overcast and fair; cir.-strat. and cum.-strat.			
	21	0	28.273	68.1	65.6	S.E.	0.4	0.8	Cloudy and fair; cir.-strat. and cum.-strat.; scattered.			

MAGNETICAL OBSERVATIONS.

March 18th and 19th.

DECLINATION.

Angular Value of one Scale Division = 0'711.

21h.	22h.	23h.	0h.	1h.	2h.	3h.	4h.	5h.	6h.	7h.	8h.	9h.
Sc. Div. 77'8	Sc. Div. 74'8	Sc. Div. 75'7	Sc. Div. 78'4	Sc. Div. 81'8	Sc. Div. 83'5	Sc. Div. 81'4	Sc. Div. 79'0	Sc. Div. 77'1	Sc. Div. 76'9	Sc. Div. 78'9	Sc. Div. 79'8	Sc. Div. 79'4
77'8	74'8	75'8	78'9	81'9	83'5	81'1	78'9	77'0	77'0	78'9	79'8	79'4
78'5	74'8	75'9	79'1	82'1	83'3	81'0	78'4	76'9	77'0	79'0	79'9	79'4
78'3	74'7	76'0	79'5	82'2	83'1	80'8	78'2	76'9	77'0	79'2	79'9	79'4
78'2	74'7	76'1	79'8	82'7	83'0	80'5	78'0	76'9	77'1	79'2	79'9	79'4
78'1	74'8	76'4	80'0	82'9	82'9	80'2	78'0	76'9	77'2	79'5	79'9	79'3
79'0	74'9	76'8	80'2	82'9	82'8	80'1	78'0	76'9	77'6	79'8	79'8	79'2
79'0	75'0	77'0	80'8	82'9	82'3	79'9	78'0	76'9	77'9	79'8	79'7	79'2
74'9	75'1	77'1	80'9	83'0	82'1	79'8	77'8	76'7	78'0	79'8	79'5	79'2
74'9	75'2	77'5	81'1	83'2	82'0	79'3	77'7	76'7	78'2	79'8	79'4	79'2
74'8	75'3	77'8	81'6	83'4	81'9	79'1	77'6	76'8	78'5	79'8	79'4	79'2
74'8	75'3	78'0	81'7	83'6	81'7	79'1	77'5	76'8	78'7	79'8	79'4	79'3

HORIZONTAL FORCE.

Change in the Magnetic moment of the Bar for 1° Fah. = '00028.

37'5	40'5	42'1	43'6	43'6	43'0	39'5	39'1	37'8	35'8	34'2	33'3	33'1
37'7	40'5	42'2	43'7	43'6	42'9	39'5	39'0	37'7	35'4	34'0	33'3	33'3
38'0	49'9	42'5	43'9	43'4	42'6	39'1	38'7	37'2	35'1	33'8	33'3	33'3
38'3	41'2	42'7	44'0	43'3	42'2	39'2	38'5	37'0	35'0	33'4	33'3	33'3
38'6	41'3	42'7	44'0	43'5	42'0	39'3	38'4	36'9	34'9	33'3	33'1	33'5
38'8	41'7	42'8	44'0	42'3	41'9	39'3	38'4	36'8	34'5	33'2	33'1	33'6
39'1	41'9	42'8	43'9	43'2	41'6	39'5	38'2	36'5	34'2	33'2	33'1	33'7
39'1	42'0	42'9	43'9	43'2	41'0	39'3	38'2	36'2	34'2	33'5	33'1	33'9
39'8	42'2	42'9	43'9	43'3	40'4	39'3	38'1	36'1	34'2	33'4	33'0	33'9
40'0	42'2	43'0	44'0	43'2	40'0	39'1	37'9	35'9	34'2	33'3	33'0	34'0
40'2	42'2	43'1	43'9	43'2	39'8	39'1	37'9	35'9	34'2	33'5	33'1	34'1
40'4	42'2	43'3	43'7	43'1	39'5	39'1	37'6	35'9	34'2	33'3	33'1	34'1
72°4	72°5	72°8	73°1	73°5	73°9	74°2	74°7	74°9	74°9	74°4	74°2	74°0

VERTICAL FORCE.

Change in the Magnetic moment of the Bar for 1° Fah. = '00002.

43'8	44'1	44'3	44'9	45'3	45'1	44'9	44'9	44'7	44'5	44'5	44'0	43'8
43'8	44'1	44'5	44'9	45'3	45'1	44'9	44'9	44'7	44'5	44'5	44'0	43'8
43'8	44'1	44'5	44'9	45'3	45'1	44'9	44'9	44'5	44'5	44'3	44'0	43'8
43'8	44'1	44'5	44'9	45'3	45'1	44'9	44'9	44'5	44'5	44'5	44'0	43'8
43'8	44'1	44'5	45'1	45'3	45'1	44'9	44'9	44'5	44'5	44'5	43'8	43'8
43'8	44'1	44'8	45'1	45'3	45'1	44'9	44'9	44'5	44'5	44'5	43'8	43'8
43'8	44'1	44'9	45'1	45'3	45'1	44'9	44'9	44'5	44'5	44'3	43'8	43'8
43'9	44'1	44'9	45'1	45'3	45'1	44'9	44'9	44'5	44'5	44'3	43'8	43'8
44'1	44'1	44'9	45'1	45'1	45'1	44'9	44'9	44'5	44'5	44'3	43'8	43'8
44'1	44'1	44'9	45'1	45'1	45'1	44'9	44'9	44'5	44'5	44'3	43'8	43'8
44'1	44'1	44'9	45'1	45'1	45'1	44'9	44'8	44'5	44'5	44'0	43'8	43'8
72°2	72°4	72°4	72°8	73°1	73°5	73°7	73°9	74°2	74°2	74°0	74°3	74°0

and increasing Horizontal and Vertical Force.

METEOROLOGICAL OBSERVATIONS.

Mean Göttingen Time.	Barometer at 32°.	Thermometers.		Wind.		Extent of Cloudy Sky.	Weather.
		Dry.	Wet.	Direction.	Force		
D. H. M.	In.	°	°		lbs.		
18 22 0	28'284	69'5	66'1	S.E. by S.	0'6	0'7	Fair; sun; cum.-strat. and cir.-cum; scattered.
23 0	28'286	71'3	67'7	S.E. by S.	0'8	0'9	Nearly overcast and fair; cir.-strat. and cum.-strat.
19 0 0	28'281	71'6	68'8	S.E. by S.	0'8	1'0	Overcast and fair; cir.-strat. and cum.-strat.
1 0	28'267	71'7	68'6	S.E.	1'0	0'9	Cloudy and fair; cir.-strat. and cum.-strat.
2 0	28'232	73'0	68'9	S.E.	1'1	0'9	Cloudy and fair; cir.-strat. and cum.-strat.
3 0	28'219	72'5	69'3	S.E.	1'1	1'0	Overcast and fair; cir.-strat. and cum.-strat.
4 0	28'200	72'1	69'4	S.E.	1'0	1'0	Overcast and fair; cir.-strat. and cum.-strat.
5 0	28'202	71'1	68'4	S.S.E.	1'0	1'0	Overcast and dull; strat.
6 0	28'214	70'3	67'3	S.S.E.	1'0	1'0	Overcast and fair; cir.-strat. and cum.-strat.
7 0	28'221	69'3	67'7	S.S.E.	1'0	1'0	Overcast and fair; cir.-strat. and cum.-strat.
8 0	28'238	68'5	67'0	S.S.E.	1'0	1'0	Overcast and fair; cir.-strat. and cum.-strat.
9 0	28'251	68'4	66'8	S.S.E.	1'0	1'0	Overcast and dark; strat.

April 22d and 23d.			MAGNETICAL OBSERVATIONS.										
Mean Göttingen Time.			Angular Value of one Scale Division = 0''711.					DECLINATION.					
			10h.	11h.	12h.	13h.	14h.	15h.	16h.	17h.	18h.	19h.	20h.
M.	S.	Sc. Div.	Sc. Div.	Sc. Div.	Sc. Div.	Sc. Div.	Sc. Div.	Sc. Div.	Sc. Div.	Sc. Div.	Sc. Div.	Sc. Div.	
0	0	77°0	77°9	77°6	77°1	77°4	77°4	77°9	78°0	78°8	79°5	78°5	
5	0	77°9	77°8	77°6	77°0	77°4	77°4	77°9	78°1	78°8	79°6	78°3	
10	0	77°8	77°8	77°6	76°9	77°3	77°5	77°9	78°1	78°8	79°6	78°1	
15	0	77°6	77°8	77°5	76°9	77°3	77°7	77°9	78°1	78°8	79°6	77°8	
20	0	77°7	77°8	77°4	77°0	77°3	77°7	77°9	78°1	78°8	79°6	77°7	
25	0	77°6	77°8	77°3	77°0	77°5	77°8	77°9	78°1	78°8	79°5	77°3	
30	0	77°8	77°8	77°2	77°1	77°5	77°8	78°0	78°2	79°0	79°5	77°2	
35	0	77°8	77°7	77°1	77°2	77°4	77°8	78°0	78°2	79°0	79°4	77°0	
40	0	77°9	77°8	77°1	77°2	77°3	77°9	78°0	78°2	79°1	79°2	76°9	
45	0	77°9	77°7	77°2	77°3	77°3	77°9	78°0	78°3	79°1	79°2	76°8	
50	0	77°9	77°8	77°2	77°4	77°3	77°9	78°0	78°5	79°2	79°0	76°7	
55	0	77°9	77°7	77°2	77°4	77°4	77°9	78°0	78°7	79°4	78°8	76°5	

One Scale Division = °00021 parts of the H. F.			HORIZONTAL FORCE.									
M.	S.											
2	0	38°0	37°8	37°0	36°1	38°1	37°9	38°0	38°2	39°1	40°1	41°9
7	0	38°1	37°8	37°0	36°1	38°0	37°9	38°0	38°2	39°1	40°1	42°0
12	0	38°1	37°7	37°0	36°1	37°5	37°9	38°0	38°2	39°2	40°2	42°3
17	0	38°0	37°5	37°0	36°2	37°3	37°9	38°0	38°3	39°4	40°4	42°5
22	0	38°0	37°3	37°0	36°6	37°5	37°9	38°1	38°3	39°6	40°6	42°7
27	0	38°1	37°2	37°0	37°0	37°8	38°0	38°2	38°5	39°8	40°8	43°0
32	0	38°0	37°2	37°0	37°0	37°7	38°0	38°2	38°8	39°9	40°9	43°3
37	0	38°0	37°1	36°9	37°2	37°7	38°0	38°2	38°8	39°9	40°9	43°6
42	0	38°0	37°1	36°6	37°6	37°8	38°0	38°2	38°9	39°9	41°0	43°8
47	0	37°9	37°2	37°0	38°0	37°9	38°0	38°2	39°0	39°9	41°2	44°0
52	0	37°9	37°1	37°0	38°0	37°9	38°0	38°2	39°1	40°0	41°6	44°2
57	0	37°8	37°1	36°3	38°0	37°9	38°0	38°2	39°0	40°0	41°8	44°2

Thermometer			69°3	69°4	69°7	69°7	69°8	69°6	69°4	69°5	69°2	69°1	69°2
-------------	--	--	------	------	------	------	------	------	------	------	------	------	------

One Scale Division = °00056 parts of the V. F.			VERTICAL FORCE.									
M.	S.											
3	0	43°3	43°5	43°7	44°2	44°3	44°1	44°3	44°4	44°4	44°1	44°0
8	0	43°3	43°5	44°2	44°2	44°3	44°1	44°3	44°4	44°4	44°1	44°0
13	0	43°3	43°5	44°2	44°2	44°3	44°1	44°3	44°4	44°4	44°1	43°4
18	0	43°3	43°5	44°2	44°3	44°3	44°3	44°3	44°4	44°4	44°1	43°6
23	0	43°2	43°6	44°2	44°3	44°3	44°3	44°4	44°4	44°2	44°1	43°6
28	0	43°2	43°6	44°2	44°3	44°3	44°3	44°4	44°4	44°2	44°1	43°5
33	0	43°2	43°6	44°2	44°3	44°3	44°3	44°4	44°4	44°2	44°1	43°5
38	0	43°2	43°6	44°2	44°3	44°3	44°3	44°4	44°4	44°2	44°1	43°5
43	0	43°3	43°6	44°2	44°3	44°3	44°3	44°4	44°4	44°2	43°9	43°5
48	0	43°7	43°7	44°2	44°3	44°2	44°3	44°4	44°4	44°2	43°9	43°5
53	0	43°5	43°7	44°2	44°3	44°1	44°3	44°4	44°4	44°2	43°9	43°5
58	0	43°5	43°7	44°2	44°3	44°1	44°3	44°4	44°4	44°1	43°9	43°5

Thermometer			69°3	70°0	70°1	70°1	69°9	69°9	70°2	70°2	70°2	69°7	69°4
-------------	--	--	------	------	------	------	------	------	------	------	------	------	------

Increasing Numbers denote decreasing westerly Declination.

METEOROLOGICAL OBSERVATIONS.

Mean Göttingen Time.			Barometer at 32°.	Thermometers.		Wind.		Extent of Cloudy Sky.	Weather.
				Dry.	Wet.	Direction.	Force.		
D.	H.	M.	In.	°	°		lbs.		
22	10	0	28°255	65°6	64°5	S.S.E.	2°8	1°0	Overcast; very dark; strat.
	11	0	28°254	65°7	65°1	S.S.E.	2°7	1°0	Overcast; dark and misty; strat.
	12	0	28°241	65°6	65°2	S.S.E.	2°2	1°0	Overcast; mist; strat.
	13	0	28°229	65°1	64°3	S.S.E.	3°0	1°0	Overcast and dark; strat.
	14	0	28°220	64°5	63°4	S.S.E.	2°8	1°0	Overcast and fair; strat.
	15	0	28°198	64°4	63°4	S. by E.	2°7	1°0	Overcast and dark; strat.
	16	0	28°192	64°6	63°6	S.S.E.	2°7	1°0	Overcast and dark; strat.
	17	0	28°194	64°3	62°8	S.S.E.	2°5	1°0	Overcast; a few dim stars; cum.-strat.
	18	0	28°194	64°5	62°6	S.S.E.	2°3	0°3	Fair; moon and stars; cir.-strat. and cum.-strat.
	19	0	28°210	64°2	62°2	S.S.E.	2°2	1°0	Overcast and windy; cir.-strat. and cir.
	20	0	28°225	65°1	64°1	S.S.E.	2°1	1°0	Overcast and fair; windy; cum.-strat.
	21	0	28°241	65°5	64°4	S.S.E.	2°1	0°9	Cloudy and fair; cir.-strat. and cum.-strat.

MAGNETICAL OBSERVATIONS.

April 22d and 23d.

DECLINATION.

Angular Value of one Scale Division = 0'711.

21h.	22h.	23h.	0h.	1h.	2h.	3h.	4h.	5h.	6h.	7h.	8h.	9h.
Sc. Div. 76°2	Sc. Div. 76°4	Sc. Div. 79°8	Sc. Div. 82°0	Sc. Div. 80°8	Sc. Div. 78°9	Sc. Div. 77°0	Sc. Div. 76°8	Sc. Div. 77°5	Sc. Div. 78°9	Sc. Div. 79°9	Sc. Div. 79°2	Sc. Div. 79°1
76°0	76°8	80°0	82°1	80°8	78°7	77°0	76°9	77°6	79°0	79°9	79°2	79°1
76°0	77°0	79°9	82°3	80°8	78°3	76°9	76°9	77°6	79°1	79°9	79°2	79°0
76°0	77°1	80°0	82°2	80°6	78°1	76°9	77°0	77°8	79°1	79°9	79°1	79°0
75°9	77°1	80°1	82°1	80°2	78°0	76°8	77°0	77°9	79°2	79°9	79°1	79°0
76°0	77°2	80°3	82°1	80°1	77°9	76°8	77°0	78°0	79°3	79°9	79°1	79°0
76°0	77°9	80°8	82°0	80°0	77°9	76°8	77°0	78°0	79°3	79°9	79°1	79°0
76°0	78°0	80°9	81°7	80°0	77°7	76°8	77°1	78°1	79°6	79°9	79°0	79°0
76°2	78°4	80°9	81°4	80°2	77°7	76°7	77°1	78°2	79°6	79°9	79°0	79°0
76°2	78°9	81°2	81°0	80°1	77°4	76°6	77°1	78°3	79°6	79°9	79°0	79°0
76°1	79°2	81°3	80°9	79°6	77°2	76°7	77°3	78°3	79°7	79°7	79°1	78°9
76°2	79°7	81°9	80°9	79°2	77°2	76°8	77°3	78°6	79°9	79°5	79°2	78°9

HORIZONTAL FORCE.

Change in the Magnetic moment of the Bar for 1° Fah. = '00028.

44°4	47°9	52°6	54°0	53°8	53°1	49°0	46°2	44°2	42°2	40°9	40°5	43°1
44°7	48°4	52°8	54°3	54°6	52°9	48°8	46°1	44°2	42°1	40°9	40°9	42°8
45°0	48°9	52°4	54°6	54°4	51°9	48°2	46°1	44°0	42°0	40°9	40°9	42°8
45°2	49°0	52°3	54°7	54°0	51°5	48°2	45°9	43°8	41°9	40°9	41°0	42°9
45°2	48°8	52°5	54°5	54°0	51°1	48°1	45°6	43°6	41°7	40°9	41°0	42°9
45°4	48°9	52°7	54°7	54°0	51°1	48°1	45°2	43°4	41°7	40°8	41°0	43°0
45°6	49°1	52°9	54°3	54°6	50°9	48°0	45°0	43°1	41°6	40°8	41°0	42°9
46°1	49°3	52°4	54°0	55°2	50°4	47°9	45°0	43°0	41°3	40°7	41°0	42°9
46°6	50°1	52°3	53°6	55°8	51°1	47°2	44°7	42°8	41°2	40°7	41°8	42°9
46°8	51°0	52°6	53°2	55°3	49°9	47°0	44°7	42°4	41°1	40°4	42°4	42°8
47°0	51°9	52°8	53°3	54°7	49°5	46°8	44°7	42°2	41°0	40°1	43°0	42°8
47°3	52°0	53°8	53°5	54°2	49°1	46°3	44°6	42°2	41°0	40°1	43°0	42°7
69°1	69°1	69°2	69°2	69°3	69°9	70°4	70°6	70°7	70°9	70°8	70°7	70°5

VERTICAL FORCE.

Change in the Magnetic moment of the Bar for 1° Fah. = '00002.

43°5	43°8	43°9	44°3	44°5	44°5	44°9	44°5	44°5	44°2	43°8	43°3	43°3
44°2	43°8	43°9	44°3	44°5	44°5	44°9	44°5	44°6	44°2	43°8	43°3	43°3
44°2	43°8	43°9	44°3	44°5	44°5	44°9	44°5	44°6	44°2	43°8	43°3	43°3
44°2	43°8	43°9	44°3	44°5	44°6	44°8	44°5	44°6	44°2	43°8	43°3	43°3
43°8	43°8	43°9	44°3	44°5	44°6	44°8	44°5	44°5	44°2	43°8	43°3	43°3
43°8	43°8	43°9	44°3	44°5	44°7	44°8	44°5	44°5	44°2	43°8	43°3	43°3
43°8	43°9	43°9	44°3	44°5	44°8	44°6	44°5	44°5	44°2	43°3	43°3	43°2
43°8	43°9	43°9	44°3	44°5	44°8	44°6	44°5	44°3	44°2	43°3	43°3	43°1
43°8	43°9	43°9	44°3	44°5	44°9	44°5	44°5	44°3	43°8	43°3	43°3	43°1
49°8	43°9	44°1	44°3	44°5	44°9	44°5	44°5	44°3	43°8	43°3	43°3	43°1
43°8	43°9	44°2	44°3	44°5	44°9	44°5	44°5	44°3	43°8	43°3	43°3	43°1
69°4	69°2	69°1	69°0	69°3	69°7	70°0	70°2	70°3	70°2	70°3	70°5	70°5

and increasing Horizontal and Vertical Force.

METEOROLOGICAL OBSERVATIONS.

Mean Göttingen Time.			Barometer at 32°.	Thermometers.		Wind.		Extent of Cloudy Sky.	Weather.
D.	H.	M.		Dry.	Wet.	Direction.	Force.		
22	22	0	28°258	66°1	65°7	S.S.E.	2°0	1°0	Overcast and rain; nimbus.
	23	0	28°278	66°4	66°2	S.E.	1°9	1°0	Overcast; thick mist; nimbus.
23	0	0	28°268	66°1	64°8	S.E. by S.	2°0	0°9	Cloudy and showery; cir.-strat. and cum.-strat.
	1	0	28°248	67°8	66°4	S.E. by S.	2°6	1°0	Cloudy and showery; cir.-strat. and cum.-strat.
	2	0	28°224	68°3	65°2	S.S.E.	2°8	0°9	Cloudy and fair; cir.-strat. and cum.-strat.
	3	0	28°208	68°9	66°3	S.S.E.	2°8	1°0	Overcast and fair; strat.
	4	0	28°185	68°0	65°2	S.S.E.	2°8	1°0	Overcast and fair; cir.-strat. and cum.-strat.
	5	0	28°175	68°0	65°1	S.S.E.	3°3	0°6	Fine; sun; cir.-strat. and cum.-strat.
	6	0	28°175	66°6	63°6	S.S.E.	3°0	1°0	Overcast and fair; cir.-strat. and cum. strat.
	7	0	28°190	66°0	64°0	S.S.E.	2°7	1°0	Overcast and fair; cir.-strat. and cum.-strat.
	8	0	28°204	65°9	64°4	S.S.E.	2°8	0°9	Nearly overcast; a few stars; cum.-strat.
	9	0	28°220	65°9	64°9	S.S.E.	3°0	1°0	Overcast and dark; strat.

May 29th and 30th.			MAGNETICAL OBSERVATIONS.										
Mean Göttingen Time.		Angular Value of one Scale Division = 0'711.										DECLINATION.	
		10h.	11h.	12h.	13h.	14h.	15h.	16h.	17h.	18h.	19h.	20h.	
M.	s.	Sc. Div.	Sc. Div.	Sc. Div.	Sc. Div.	Sc. Div.	Sc. Div.	Sc. Div.	Sc. Div.	Sc. Div.	Sc. Div.	Sc. Div.	
0	0	77'1	77'8	77'0	77'9	77'9	78'0	78'9	78'3	79'1	79'2	80'9	
5	0	77'1	77'5	77'1	77'9	77'9	78'0	78'9	78'6	79'2	79'6	81'0	
10	0	77'1	77'4	77'0	77'9	77'9	78'0	78'6	78'7	79'3	79'9	81'0	
15	0	77'2	77'4	77'0	77'9	77'9	78'1	78'2	78'8	79'5	80'1	80'9	
20	0	77'4	77'5	77'0	77'9	77'9	78'1	78'1	78'9	79'5	80'2	80'9	
25	0	77'7	77'8	77'1	77'9	78'0	78'2	78'1	78'9	79'3	80'6	80'9	
30	0	77'5	77'6	77'3	77'9	78'0	78'1	77'9	78'9	79'2	80'8	80'3	
35	0	77'5	77'5	77'7	77'9	78'0	78'2	77'9	78'9	79'4	81'1	80'2	
40	0	77'5	77'4	77'5	77'9	78'0	78'1	78'0	79'0	79'6	81'2	79'9	
45	0	77'7	77'3	77'9	77'9	78'0	78'1	78'1	79'0	79'6	81'1	79'2	
50	0	77'8	77'1	77'9	77'9	78'0	78'1	78'1	79'1	79'2	81'1	79'2	
55	0	77'8	77'2	77'9	77'9	78'1	78'8	78'2	79'1	79'1	81'0	79'2	
		One Scale Division = '00021 parts of the H. F.										HORIZONTAL FORCE.	
M.	s.												
2	0	45'0	43'0	40'6	42'9	43'0	43'0	45'5	45'4	45'6	43'8	44'9	
7	0	45'0	43'0	40'7	43'0	42'9	43'1	45'6	45'4	45'5	43'0	45'0	
12	0	44'8	42'6	40'7	43'1	42'9	43'1	45'9	45'5	45'6	44'0	44'9	
17	0	44'9	42'4	40'8	43'2	42'9	43'4	46'1	45'6	45'6	44'1	44'9	
22	0	44'8	42'2	41'1	43'5	42'9	43'6	46'1	45'8	45'5	44'1	45'2	
27	0	44'8	42'0	41'4	43'3	43'0	43'7	46'1	45'7	45'5	44'2	45'5	
32	0	44'7	41'8	41'7	43'3	43'0	43'9	46'3	45'9	45'8	44'3	45'9	
37	0	44'5	41'3	42'0	43'3	42'9	44'2	46'4	45'9	45'8	44'3	45'9	
42	0	44'2	41'0	42'2	43'3	42'9	44'4	46'2	45'8	45'0	44'3	45'8	
47	0	44'1	40'9	42'3	43'3	42'9	44'4	45'9	45'6	44'3	44'5	45'7	
52	0	44'0	41'0	42'5	43'1	42'9	44'8	45'6	45'8	44'0	44'7	45'6	
57	0	43'5	40'9	42'7	43'0	43'0	45'2	45'2	45'7	44'0	44'7	45'6	
Thermometer		65'9	66'0	66'0	65'9	66'0	66'0	65'9	65'7	65'7	65'8	65'8	
		One Scale Division = '00053 parts of the V. F.										VERTICAL FORCE.	
M.	s.												
3	0	36'9	36'6	36'6	36'5	36'6	36'7	36'8	36'8	36'8	36'9	36'6	
8	0	37'0	36'6	36'6	36'5	36'6	36'8	36'8	36'8	36'8	36'9	36'6	
13	0	37'0	36'6	36'6	36'6	36'7	36'8	36'8	36'8	36'8	36'9	36'6	
18	0	37'0	36'6	36'6	36'2	36'7	36'8	36'8	36'8	36'8	36'9	36'9	
23	0	37'0	36'6	36'7	36'5	36'7	36'8	36'8	36'8	36'9	36'9	36'9	
28	0	37'0	36'6	36'7	36'5	36'7	36'8	36'8	36'8	36'9	36'9	36'9	
33	0	37'0	36'6	36'7	36'5	36'7	36'8	36'8	36'8	36'9	36'9	36'9	
38	0	36'6	36'6	36'7	36'5	36'7	36'8	36'8	36'8	36'9	36'9	36'7	
43	0	36'6	36'6	36'4	36'5	36'7	36'8	36'8	36'8	36'9	36'9	36'7	
48	0	36'6	36'6	36'4	36'6	36'7	36'8	36'8	36'8	36'9	36'9	36'7	
53	0	36'6	36'6	36'5	36'6	36'7	36'8	36'8	36'8	36'9	36'9	36'7	
58	0	36'6	36'6	36'5	36'6	36'7	36'8	—	36'8	36'9	36'9	36'7	
Thermometer		65'9	66'2	66'3	66'4	66'6	66'4	66'3	66'2	66'0	66'0	65'8	

Increasing Numbers denote decreasing westerly Declination.

METEOROLOGICAL OBSERVATIONS.												
Mean Göttingen Time.			Barometer at 32°.	Thermometers.		Wind.		Extent of Cloudy Sky.	Weather.			
				Dry.	Wet.	Direction.	Force.					
D.	H.	M.	In.	°	°		lbs.					
29	10	0	28'348	61'5	60'5	S.E. by S.	0'2	1'0	Overcast and dark ; strat.			
	11	0	28'359	61'1	60'2	S.E. by S.	0'2	1'0	Overcast and dark ; strat.			
	12	0	28'355	61'4	60'4	S.E. by S.	0'2	1'0	Overcast and misty ; strat.			
	13	0	28'334	60'7	59'2	S.E. by S.	0'2	1'0	Overcast and misty ; strat.			
	14	0	28'330	61'2	60'2	Calm.	0'0	0'8	Cloudy ; fair ; stars ; strat.			
	15	0	28'313	61'2	59'7	Calm.	0'0	0'4	Fair ; stars ; bright ; cum.-strat.			
	16	0	28'297	60'9	60'2	Calm.	0'0	0'9	Nearly overcast ; stars ; cum.-strat.			
	17	0	28'290	61'5	61'1	Calm.	0'0	1'0	Overcast and dark ; strat.			
	18	0	28'288	61'1	60'4	Calm.	0'0	1'0	Overcast and misty ; strat.			
	19	0	28'295	61'0	60'5	Calm.	0'0	1'0	Overcast ; rain ; nimbus.			
	20	0	28'306	61'0	60'6	Calm.	0'0	1'0	Overcast ; misty ; strat.			
	21	0	28'322	61'5	61'1	Calm.	0'0	1'0	Overcast ; misty ; strat.			

MAGNETICAL OBSERVATIONS. May 29th and 30th.

DECLINATION. Angular Value of one Scale Division = 0'711.

21h.	22h.	23h.	0h.	1h.	2h.	3h.	4h.	5h.	6h.	7h.	8h.	9h.
Sc. Div. 79°1	Sc. Div. 76°3	Sc. Div. 74°5	Sc. Div. 74°2	Sc. Div. 75°2	Sc. Div. 75°2	Sc. Div. 75°2	Sc. Div. 77°2	Sc. Div. 76°4	Sc. Div. 75°7	Sc. Div. 76°6	Sc. Div. 76°4	Sc. Div. 76°6
78°9	76°3	74°5	74°2	75°2	75°3	75°4	77°2	76°4	75°8	76°8	76°8	76°4
78°7	76°0	74°5	74°2	74°9	75°1	75°6	77°3	76°3	75°9	76°9	76°9	76°4
78°7	75°7	74°2	74°2	75°0	75°0	75°7	77°3	76°0	75°9	76°8	76°9	76°3
78°3	75°5	74°0	74°6	75°0	75°0	75°9	77°3	76°1	76°0	76°8	76°8	76°3
78°1	75°5	73°9	74°7	75°1	75°1	76°0	77°2	76°0	75°6	76°8	76°8	76°2
77°9	75°2	73°7	74°8	75°0	75°1	76°2	77°2	76°0	75°1	76°9	76°8	76°1
77°5	75°0	73°5	74°8	75°0	75°1	76°3	77°1	76°0	75°1	76°9	76°8	76°0
77°0	74°9	73°6	75°0	75°0	75°1	76°7	77°0	75°9	75°5	76°8	76°8	76°1
76°8	74°6	73°8	75°1	75°1	75°3	76°9	76°9	75°9	75°8	76°6	76°6	76°0
76°2	74°7	74°0	75°1	75°1	75°3	77°0	76°8	75°9	75°9	76°4	76°7	76°0
76°1	74°5	74°1	75°2	75°2	75°2	77°1	76°3	75°7	76°4	76°3	76°5	76°1

HORIZONTAL FORCE. Change in the Magnetic moment of the Bar for 1° Fah. = '00028.

45°9	48°0	49°4	49°8	51°2	49°7	46°0	45°1	43°9	39°9	37°6	39°0	39°2
45°9	48°2	49°8	49°8	51°0	49°1	45°4	45°0	43°6	39°4	38°1	39°2	39°4
45°9	48°3	49°7	49°9	50°8	49°1	45°2	44°8	43°7	39°2	38°3	39°6	39°3
45°9	48°3	49°1	49°8	50°4	49°3	44°9	44°8	44°0	38°8	38°3	40°0	39°2
46°0	48°2	48°9	50°0	50°0	49°3	44°8	45°0	43°9	38°0	38°2	39°9	39°1
46°2	48°2	48°8	50°1	49°8	49°2	44°8	45°1	43°3	37°1	38°3	39°8	39°1
46°9	48°2	48°7	50°2	49°8	49°1	44°9	44°9	43°1	36°8	38°2	39°8	38°9
47°0	48°5	48°7	50°4	49°8	49°2	44°9	44°8	42°1	36°5	38°2	39°7	38°9
47°1	48°8	48°9	51°0	49°8	48°8	44°9	44°4	41°7	36°4	38°3	39°2	38°9
47°6	48°7	49°1	51°2	49°8	48°0	44°8	44°1	41°0	36°6	38°6	39°1	39°0
47°4	49°0	49°2	51°6	49°8	47°1	44°9	44°0	40°7	36°8	38°6	39°2	39°0
47°7	49°3	49°4	51°4	49°8	46°5	45°2	43°9	40°3	37°0	38°7	39°2	38°9
65°6	65°7	65°8	66°1	66°8	67°1	67°7	68°0	68°0	68°1	68°2	68°0	67°7

VERTICAL FORCE. Change in the Magnetic moment of the Bar for 1° Fah. = '00002.

36°7	36°3	35°6	35°4	36°0	37°0	38°2	38°5	38°5	38°7	39°2	38°9	38°5
36°7	36°3	35°6	35°4	36°2	37°0	38°2	38°5	38°7	38°7	39°2	38°9	38°5
36°7	36°1	35°6	35°4	36°2	37°0	38°2	38°7	38°7	38°9	38°7	38°9	38°5
36°7	36°1	35°4	35°4	36°2	37°0	38°4	38°7	38°7	38°9	38°9	38°9	38°5
36°7	36°1	35°4	35°4	36°2	37°0	38°4	38°7	38°7	38°9	38°9	38°9	38°5
36°7	35°9	35°4	35°4	36°2	37°3	38°4	38°7	38°7	38°9	38°9	38°9	38°5
36°7	35°8	35°4	35°4	36°2	37°3	38°4	38°7	38°7	38°9	39°2	38°9	38°5
36°7	35°8	35°4	35°7	36°2	37°6	38°4	38°7	38°7	38°8	39°2	38°9	38°5
36°7	35°6	35°4	35°7	36°6	37°6	38°4	38°7	38°7	38°8	38°7	38°9	38°5
36°3	35°6	35°4	35°7	36°6	37°6	38°4	38°7	38°7	38°0	38°7	38°9	38°2
36°3	35°6	35°4	35°7	36°6	37°9	38°5	38°7	38°7	38°0	38°7	38°9	38°2
36°3	35°6	35°4	35°7	36°7	37°9	38°5	38°7	38°7	38°0	38°9	38°9	38°2
65°5	65°5	65°6	65°9	66°5	66°9	67°2	67°6	67°6	67°7	68°0	68°0	67°8

and increasing Horizontal and Vertical Force.

METEOROLOGICAL OBSERVATIONS.

Mean Göttingen Time.			Barometer at 32°.	Thermometers.		Wind.		Extent of Cloudy Sky.	Weather.
				Dry.	Wet.	Direction	Force.		
D.	H.	M.	In.	°	°		lbs.		
29	22	0	28°334	61°6	61°0	Calm.	0°0	1°0	Overcast and misty; strat.
	23	0	28°331	62°9	62°1	Calm.	0°0	0°9	Nearly overcast; fair; cir.-strat.; cum.-strat.
30	0	0	28°331	63°9	61°5	Calm.	0°0	0°8	Cloudy and fair; cir.-strat. and cum.-strat.
	1	0	28°324	64°4	61°8	Calm.	0°0	0°8	Cloudy and fair; cir.-strat. and cum.-strat.
	2	0	28°309	63°4	60°9	Calm.	0°0	0°9	Cloudy; fair; cir.-strat. and cum.-strat.
	3	0	28°286	65°4	62°9	Calm.	0°0	1°0	Overcast; fair; cir. strat. and cum.-strat.
	4	0	28°283	64°6	62°3	Calm.	0°0	1°0	Overcast; fair; cir.-strat. and cum.-strat.
	5	0	28°282	64°1	60°5	Calm.	0°0	0°7	Cloudy and fair; nimbus; cir.-strat. and cum.-strat.
	6	0	28°287	63°6	60°5	Calm.	0°0	0°8	Cloudy and fair; nimbus; cir.-strat. and cum.-strat.
	7	0	28°305	61°2	60°2	Calm.	0°0	0°9	Cloudy and showery; cir.-strat. and cum.-strat.
	8	0	28°309	61°6	59°4	Calm.	0°0	0°9	Cloudy; faint moonlight; cir.-strat. and cum.-strat.
	9	0	28°317	60°9	58°7	Calm.	0°0	0°7	Fair; moon and stars; cir.-strat. and cum.-strat.

June 24th and 25th.			MAGNETICAL OBSERVATIONS.										
Mean Göttingen Time.		Angular Value of one Scale Division = 0''711.										DECLINATION.	
		10 ^h .	11 ^h .	12 ^h .	13 ^h .	14 ^h .	15 ^h .	16 ^h .	17 ^h .	18 ^h .	19 ^h .	20 ^h .	
M.	s.	Sc. Div.	Sc. Div.	Sc. Div.	Sc. Div.	Sc. Div.	Sc. Div.	Sc. Div.	Sc. Div.	Sc. Div.	Sc. Div.	Sc. Div.	
0	0	74'5	74'6	74'9	75'1	75'4	75'4	75'6	75'5	75'9	76'3	77'5	
5	0	74'5	74'4	74'9	75'1	75'4	75'4	75'5	75'6	75'9	76'4	77'6	
10	0	74'5	74'3	75'0	75'1	75'4	75'3	75'4	75'6	75'9	76'5	77'8	
15	0	74'6	74'3	75'0	75'0	75'3	75'3	75'5	75'7	75'9	76'8	77'8	
20	0	74'6	74'1	75'0	75'0	75'2	75'2	75'4	75'7	75'9	76'8	77'8	
25	0	74'5	74'1	74'9	75'0	75'2	75'3	75'4	75'7	75'9	76'9	77'8	
30	0	74'5	74'1	75'0	75'0	75'3	75'4	75'4	75'8	75'9	77'0	77'5	
35	0	74'3	74'1	75'0	75'0	75'3	75'4	75'4	75'9	75'9	77'1	77'3	
40	0	74'3	74'2	75'1	75'1	75'3	75'5	75'4	75'9	76'0	77'2	77'2	
45	0	74'5	74'4	75'1	75'2	75'4	75'5	75'7	76'0	76'1	77'5	77'1	
50	0	74'6	74'4	75'1	75'2	75'4	75'6	75'7	76'0	76'2	77'5	77'1	
55	0	74'6	74'6	75'1	75'3	75'4	75'6	75'7	76'0	76'3	77'5	77'1	

M. s.		One Scale Division = '00021 parts of the H. F.										HORIZONTAL FORCE.	
		10 ^h .	11 ^h .	12 ^h .	13 ^h .	14 ^h .	15 ^h .	16 ^h .	17 ^h .	18 ^h .	19 ^h .	20 ^h .	
2	0	40'0	41'2	40'9	41'3	41'2	41'9	42'2	42'4	42'1	43'2	44'1	
7	0	40'0	41'3	41'0	41'2	41'6	41'9	42'3	42'4	42'9	43'4	44'2	
12	0	40'1	41'1	41'1	41'1	41'8	42'1	42'3	42'3	42'9	43'4	44'2	
17	0	40'1	41'1	41'2	41'1	41'8	42'1	42'5	42'3	43'0	43'4	44'7	
22	0	40'1	41'1	41'3	41'1	41'7	42'1	42'5	42'3	43'0	43'5	44'7	
27	0	40'1	41'0	41'3	41'1	41'6	42'2	42'4	42'4	42'9	43'7	44'8	
32	0	40'3	40'9	41'3	41'1	41'6	42'2	42'4	42'7	43'0	43'9	44'9	
37	0	40'5	40'9	41'6	41'1	41'6	42'2	42'4	42'8	43'1	43'9	45'0	
42	0	40'6	40'9	41'4	41'1	41'7	42'1	42'4	42'8	43'1	43'9	45'1	
47	0	41'0	40'9	41'4	41'1	41'8	42'2	42'4	43'0	43'1	44'0	45'4	
52	0	41'2	40'9	41'4	41'1	41'8	42'2	42'4	43'0	43'1	44'0	45'7	
57	0	41'3	40'9	41'3	41'2	41'9	42'2	42'6	42'9	43'2	44'0	45'6	

M. s.		One Scale Division = '00051 parts of the V. F.										VERTICAL FORCE.	
		10 ^h .	11 ^h .	12 ^h .	13 ^h .	14 ^h .	15 ^h .	16 ^h .	17 ^h .	18 ^h .	19 ^h .	20 ^h .	
3	0	47'8	47'3	47'3	47'4	47'3	47'3	47'4	47'4	47'3	47'3	46'9	
8	0	47'7	47'3	47'3	47'5	47'3	47'3	47'4	47'4	47'3	47'3	46'9	
13	0	47'5	47'3	47'3	47'5	47'3	47'4	47'4	47'4	47'3	47'3	46'9	
18	0	47'5	47'3	47'3	47'5	47'3	47'4	47'4	47'3	47'3	47'3	46'9	
23	0	47'5	47'3	47'3	47'5	47'3	47'4	47'4	47'3	47'3	47'3	46'9	
28	0	47'5	47'3	47'3	47'5	47'3	47'4	47'4	47'3	47'3	47'3	46'9	
33	0	47'4	47'3	47'3	47'5	47'3	47'4	47'4	47'3	47'3	47'3	46'9	
38	0	47'4	47'3	47'4	47'5	47'3	47'4	47'4	47'3	47'3	47'3	46'9	
43	0	47'4	47'3	47'4	47'5	47'3	47'4	47'4	47'3	47'3	47'1	46'9	
48	0	47'4	47'3	47'4	47'3	47'3	47'4	47'4	47'3	47'3	47'1	46'9	
53	0	47'4	47'3	47'4	47'3	47'3	47'4	47'4	47'3	47'3	47'1	46'9	
58	0	47'4	47'3	47'4	47'3	—	47'4	47'4	47'3	47'3	46'9	46'9	

Increasing Numbers denote decreasing westerly Declination.

METEOROLOGICAL OBSERVATIONS.												
Mean Göttingen Time.			Barometer at 32°.	Thermometers.		Wind.		Extent of Cloudy Sky.	Weather.			
				Dry.	Wet.	Direction.	Force.					
D.	H.	M.	In.	°	°		lbs.					
24	10	0	28'339	60'6	58'5	Calm.	0'0	1'0	Overcast and dark; strat.			
	11	0	28'344	60'0	58'2	Calm.	0'0	0'9	Nearly overcast; fair; cum.-strat.			
	12	0	28'343	60'2	58'6	Calm.	0'0	0'9	Nearly overcast; fair; cum.-strat.			
	13	0	28'335	60'3	58'3	Calm.	0'0	0'9	Nearly overcast; fair; cum.-strat.			
	14	0	28'334	60'1	58'2	Calm.	0'0	0'9	Nearly overcast; a few stars; cum.-strat.			
	15	0	28'318	59'8	57'8	Calm.	0'0	1'0	Overcast; fair; cum.-strat.			
	16	0	28'300	59'8	57'9	Calm.	0'0	0'9	Cloudy; a few dim stars; cum.-strat.			
	17	0	28'290	59'7	58'1	Calm.	0'0	0'9	Nearly overcast; a few dim stars; cum.-strat.			
	18	0	28'285	59'5	57'8	Calm.	0'0	0'9	Nearly overcast; fair; cum.-strat.			
	19	0	28'290	59'1	57'7	Calm.	0'0	0'9	Nearly overcast; fair; cum.-strat. and cir.-cum.			
	20	0	28'295	59'4	57'9	S.E. by E.	0'1	0'9	Nearly overcast; fair; cir.-strat. and cum.-strat.			
	21	0	28'311	59'6	58'9	S.E. by E.	0'2	1'0	Overcast; dull and showery; strat.			

MAGNETICAL OBSERVATIONS.

June 24th and 25th.

DECLINATION.

Angular Value of one Scale Division = 0'711.

21h.	22h.	23h.	0h.	1h.	2h.	3h.	4h.	5h.	6h.	7h.	8h.	9h.
Sc. Div.	Sc. Div.	Sc. Div.	Sc. Div.	Sc. Div.	Sc. Div.	Sc. Div.	Sc. Div.	Sc. Div.	Sc. Div.	Sc. Div.	Sc. Div.	Sc. Div.
77°0	76°5	76°0	77°2	77°5	77°3	75°9	75°1	74°9	74°1	74°2	74°2	74°8
77°0	76°4	75°9	77°1	77°6	77°4	75°9	75°2	74°9	74°1	74°3	74°2	74°7
77°0	76°5	75°8	77°2	77°5	77°5	75°8	75°2	74°9	74°1	74°4	74°2	74°7
76°8	76°5	75°7	77°6	77°2	77°2	75°8	75°2	75°0	74°1	74°3	74°3	74°7
76°7	76°3	75°8	77°8	77°1	76°9	75°9	75°2	74°9	74°1	74°1	74°3	74°6
76°3	76°1	75°8	77°9	77°2	76°8	76°0	75°2	74°6	74°0	74°1	74°7	74°6
76°2	76°0	76°0	77°9	77°5	76°8	75°9	75°0	74°5	74°0	74°1	74°8	74°7
76°2	75°8	76°1	77°8	77°7	76°6	75°8	75°0	74°5	73°9	74°1	74°8	74°7
76°2	75°8	76°2	77°9	77°8	76°3	75°8	75°0	74°4	73°9	74°2	74°8	74°8
76°3	75°8	76°4	77°8	77°7	76°2	75°7	75°1	74°3	74°0	74°2	74°8	74°8
76°1	75°8	76°8	77°6	77°6	76°0	75°4	75°0	74°2	74°1	74°3	74°8	74°8
76°6	75°8	77°1	77°5	77°5	75°9	75°3	74°9	74°1	74°2	74°3	74°8	74°8

HORIZONTAL FORCE.

Change in the Magnetic moment of the Bar for 1° Fah. = '00028.

45°8	48°5	51°3	50°7	50°7	48°1	44°1	43°8	44°5	44°0	42°9	42°6	41°4
45°8	48°7	50°1	50°4	50°4	48°2	44°2	43°8	44°2	43°9	42°1	42°6	41°4
45°9	49°7	50°0	50°9	50°0	48°1	44°1	43°8	44°0	43°9	42°1	42°8	41°3
46°0	49°9	49°6	50°9	49°7	47°4	44°1	43°8	44°2	43°9	42°1	42°8	41°2
46°1	49°2	49°4	50°9	49°0	47°2	44°1	43°8	44°1	43°9	42°4	42°7	41°2
46°2	49°2	49°6	50°8	48°9	46°9	44°0	43°9	44°1	43°7	42°8	42°3	41°5
46°5	49°6	49°8	50°9	48°6	46°2	43°8	44°0	44°1	43°4	42°9	42°0	41°6
46°7	50°0	50°0	50°8	48°5	45°8	43°8	44°0	44°1	43°3	42°9	41°7	41°7
46°7	50°5	50°1	50°8	48°3	45°8	43°8	43°9	44°1	43°3	42°4	41°4	41°7
46°8	51°0	50°6	50°4	48°7	45°8	43°7	44°1	44°1	43°3	42°7	41°2	41°8
47°1	51°3	50°8	50°3	48°2	44°8	43°7	44°3	44°1	43°2	42°8	41°2	41°8
48°0	51°6	51°0	50°4	48°0	44°4	43°8	44°5	44°0	43°1	42°7	41°2	41°9
64°9	64°7	64°5	64°8	64°9	64°9	65°3	65°8	65°8	65°6	65°2	65°2	65°1

VERTICAL FORCE.

Change in the Magnetic moment of the Bar for 1° Fah. = '00002.

46°9	46°5	46°5	47°2	47°5	47°3	47°1	47°5	47°6	47°5	47°2	47°3	47°9
46°9	46°5	46°5	47°3	47°5	47°3	47°1	47°5	47°7	47°5	47°2	47°7	48°1
46°6	46°5	46°5	47°3	47°5	47°3	47°1	47°5	47°8	47°5	47°2	48°3	48°1
46°6	46°5	46°5	47°3	47°5	47°3	47°1	47°6	47°8	47°5	47°3	48°3	48°1
46°6	46°6	46°6	47°4	47°5	47°3	47°2	47°6	47°8	47°4	47°3	48°3	48°1
46°6	46°5	46°8	47°5	47°5	47°3	47°3	47°6	47°8	47°2	47°3	48°3	48°0
46°5	46°3	46°8	47°5	47°5	47°3	47°3	47°6	47°8	47°2	47°3	48°3	47°8
46°5	46°3	46°8	47°5	47°5	47°3	47°3	47°6	47°8	47°2	47°3	48°3	47°8
46°5	46°4	46°8	47°5	47°3	47°3	47°3	47°6	47°8	47°2	47°3	48°3	47°8
46°5	46°4	47°0	47°5	47°3	47°0	47°5	47°6	47°8	47°2	47°3	48°3	47°8
46°5	46°4	47°0	47°5	47°3	47°1	47°5	47°6	47°8	47°2	47°3	48°3	47°8
46°5	46°5	47°2	47°5	47°3	47°1	47°5	47°6	47°7	47°2	47°3	48°2	47°8
64°9	64°7	64°5	64°7	64°8	64°8	65°2	65°3	65°4	65°3	65°6	65°8	65°8

and increasing Horizontal and Vertical Force.

METEOROLOGICAL OBSERVATIONS.

Mean Göttingen Time.			Barometer at 32°.	Thermometer.		Wind.		Extent of Cloudy Sky.	Weather.
D.	H.	M.		Dry.	Wet.	Direction.	Force.		
			In.	°	°		lbs.		
24	22	0	28°331	59°6	58°9	S.E. by S.	0°3	1°0	Overcast; heavy rain; nimbi.
	23	0	28°342	60°5	60°4	S.E. by S.	0°3	1°0	Overcast; rain; nimbi.
25	0	0	28°340	60°6	59°2	S.E. by S.	0°4	1°0	Overcast and showery; cir.-strat. and cum.-strat.
	1	0	28°328	60°0	59°2	S.S.E.	0°8	1°0	Overcast; rain; nimbus.
	2	0	28°301	61°9	61°3	S.S.E.	0°8	0°7	Cloudy and fair; cir.-strat. and cum.-strat.
	3	0	28°298	62°1	60°8	S.S.E.	0°8	0°9	Cloudy and showery; cir.-strat. and cum.-strat.
	4	0	28°285	60°7	59°9	S.S.E.	0°8	1°0	Overcast with rain; nimbus.
	5	0	28°288	60°5	59°4	S. by E.	0°8	1°0	Overcast with rain; nimbus.
	6	0	28°285	59°6	58°8	S.S.E.	1°3	1°0	Overcast with rain; nimbus.
	7	0	28°297	59°0	58°2	S.S.E.	1°3	1°0	Overcast thick mist; strat.
	8	0	28°304	59°0	58°2	S.S.E.	1°4	1°0	Overcast; very dark and rain; nimbus.
	9	0	28°304	58°5	58°3	S.S.E.	1°8	1°0	Overcast and rain; nimbus.

July 22nd and 23rd.			MAGNETICAL OBSERVATIONS.									
Mean Göttingen Time.			Angular Value of one Scale Division = 0°711.					DECLINATION.				
			10h.	11h.	12h.	13h.	14h.	15h.	16h.	17h.	18h.	19h.
M.	s.		Sc. Div.	Sc. Div.	Sc. Div.	Sc. Div.	Sc. Div.	Sc. Div.	Sc. Div.	Sc. Div.	Sc. Div.	Sc. Div.
0	0		74·8	74·8	74·8	75·1	75·2	75·2	75·1	75·9	76·0	76·7
5	0		74·5	74·8	74·8	75·1	75·2	75·2	75·1	75·9	76·0	76·7
10	0		74·5	74·8	74·8	75·2	75·1	75·2	75·7	75·9	76·0	76·8
15	0		74·5	74·8	74·8	75·2	75·1	75·3	75·7	75·9	76·0	77·0
20	0		74·5	74·8	74·8	75·2	74·9	75·3	75·7	75·9	76·0	77·2
25	0		74·5	74·8	74·8	75·2	74·9	75·3	75·8	75·9	76·0	77·7
30	0		74·7	74·8	74·8	75·2	74·9	75·3	75·7	75·8	76·0	77·9
35	0		74·8	74·8	74·8	75·2	74·9	75·3	75·6	75·8	76·0	78·1
40	0		74·8	74·8	75·0	75·2	75·1	75·2	75·4	75·8	76·2	78·7
45	0		74·8	74·8	75·1	75·2	75·0	75·2	75·6	75·9	76·3	78·8
50	0		74·7	74·8	75·1	75·2	75·1	75·2	75·8	75·9	76·3	79·0
55	0		74·7	74·8	75·1	75·2	75·1	75·1	75·9	75·9	76·5	79·0

M. s.		One Scale Division = '00021 parts of the H. F.					HORIZONTAL FORCE.					
2	0	45·1	45·8	45·8	45·6	45·9	45·8	46·1	46·0	46·2	46·2	47·4
7	0	45·1	45·9	45·6	45·6	46·0	45·8	46·1	46·0	46·5	46·2	47·6
12	0	45·1	45·9	45·6	45·6	46·0	45·9	46·0	46·0	46·8	46·2	47·8
17	0	45·2	45·9	45·6	45·7	46·1	46·0	45·9	46·0	46·8	46·1	48·0
22	0	45·5	45·9	45·5	45·7	46·0	46·0	46·1	46·1	46·8	46·0	48·1
27	0	45·7	46·0	45·5	45·6	45·8	46·0	46·1	46·1	46·5	46·1	48·2
32	0	45·8	45·9	45·6	45·6	45·8	46·0	46·3	46·1	46·7	46·2	48·4
37	0	45·8	45·9	45·6	45·8	45·8	46·0	46·2	46·1	46·4	46·3	48·6
42	0	45·7	45·9	45·7	45·9	45·7	46·0	46·2	46·1	46·3	46·7	48·7
47	0	45·8	45·8	45·7	45·9	45·8	46·0	46·1	46·1	46·2	46·9	49·0
52	0	45·8	45·8	45·6	45·9	45·7	46·1	45·9	46·1	46·4	46·9	49·0
57	0	45·8	45·8	45·6	45·9	45·8	46·1	45·9	46·1	46·3	47·1	49·3

Thermometer		61·8	61·8	61·8	61·6	61·5	61·7	61·6	61·4	61·3	61·2	61·1
-------------	--	------	------	------	------	------	------	------	------	------	------	------

M. s.		One Scale Division = '00055 parts of the V. F.					VERTICAL FORCE.					
3	0	35·1	34·8	34·9	34·9	34·9	35·2	34·8	34·8	34·6	34·5	34·5
8	0	35·0	34·8	34·9	34·9	34·9	35·2	34·8	34·8	34·6	34·5	34·8
13	0	35·0	34·9	34·9	34·9	34·9	35·2	34·8	34·8	34·6	34·5	34·8
18	0	35·0	34·9	34·9	34·9	34·9	35·4	34·8	34·8	34·6	34·5	34·8
23	0	35·0	34·9	34·9	34·9	34·9	35·4	34·8	34·8	34·6	34·5	34·8
28	0	34·8	34·9	34·9	34·9	35·1	35·4	34·8	34·8	34·6	34·5	34·8
33	0	34·8	34·9	34·9	34·9	34·9	35·4	34·8	34·8	34·6	34·5	34·8
38	0	34·8	34·9	34·9	34·9	35·1	35·4	34·8	34·8	34·6	34·5	34·8
43	0	34·8	34·9	34·9	34·9	35·1	35·4	34·8	34·6	34·6	34·5	34·8
48	0	34·8	34·9	34·9	34·9	35·1	35·4	34·8	34·6	34·6	34·5	34·8
53	0	34·8	34·9	34·9	34·9	35·1	35·4	34·8	34·6	34·6	34·5	34·8
58	0	34·8	34·9	34·9	34·9	35·1	34·9	34·8	34·6	34·6	34·5	34·8

Thermometer		61·9	62·3	62·5	62·5	62·5	62·4	62·2	62·2	62·2	62·1	61·8
-------------	--	------	------	------	------	------	------	------	------	------	------	------

Increasing Numbers denote decreasing westerly Declination.

METEOROLOGICAL OBSERVATIONS.												
Mean Göttingen Time.			Barometer at 32°.	Thermometer.		Wind.		Extent of Cloudy Sky.	Weather.			
				Dry.	Wet.	Direction.	Force.					
D.	H.	M.	In.	°	°		lbs.					
22	10	0	28·330	56·7	55·2	S.E.	2·1	0·8	Cloudy; fair; stars; cir.-strat.; cum.-strat.			
	11	0	28·335	56·8	55·6	S.E.	2·1	1·0	Overcast; very dark; strat.			
	12	0	28·327	56·4	54·9	S.E.	2·2	0·9	Nearly overcast; a few stars; strat.			
	13	0	28·319	56·1	54·7	S.E.	2·0	1·0	Overcast and dark; strat.			
	14	0	28·311	56·5	55·6	S.E.	2·0	1·0	Overcast; heavy rain; nimb.			
	15	0	28·294	55·9	55·0	S.E. by E.	2·0	1·0	Overcast and showery; very dark; strat.			
	16	0	28·287	55·5	54·4	S.E.	2·2	1·0	Overcast; very dark; light rain; nimb.			
	17	0	28·292	55·5	54·7	S.E.	2·2	1·0	Overcast; very dark and showery; strat.			
	18	0	28·289	55·9	54·7	S.E. by E.	2·0	0·8	Cloudy; fair; stars; cum.-strat.			
	19	0	28·302	55·6	53·6	S.E.	2·3	0·9	Nearly overcast and fair; cir.-strat. and cum.-strat.			
	20	0	28·312	55·6	53·2	S.E.	2·2	0·8	Cloudy and fair; cir.-strat.; cum.-strat.			
	21	0	28·330	56·2	53·1	S.E. by E.	1·9	0·6	{ Cloudy and fair; cum.-strat.; cir.-strat. and nimb.; scattered.			

MAGNETICAL OBSERVATIONS.

July 22nd and 23rd.

DECLINATION.

Angular Value of one Scale Division = 0'711.

21h.	22h.	23h.	0h.	1h.	2h.	3h.	4h.	5h.	6h.	7h.	8h.	9h.
Sc. Div. 78°2	Sc. Div. 74°8	Sc. Div. 73°5	Sc. Div. 72°4	Sc. Div. 75°3	Sc. Div. 75°9	Sc. Div. 75°3	Sc. Div. 75°5	Sc. Div. 73°8	Sc. Div. 73°9	Sc. Div. 74°1	Sc. Div. 74°2	Sc. Div. 74°1
78°0	74°7	73°2	72°5	75°5	76°0	75°5	75°4	73°8	73°8	74°1	74°1	74°1
78°0	74°2	73°0	72°6	75°9	76°1	75°7	75°2	73°5	73°9	74°1	74°2	74°1
77°9	74°3	72°9	73°0	75°9	76°1	75°7	75°0	73°5	73°9	74°1	74°3	74°4
77°6	74°0	72°4	73°5	75°7	76°2	75°8	74°9	73°4	74°0	74°1	74°3	74°4
77°2	74°0	72°2	74°0	75°9	75°9	75°9	74°8	73°3	74°0	74°1	74°3	74°4
77°0	74°1	72°2	74°0	75°8	75°9	76°0	74°6	73°3	74°0	74°1	74°2	74°5
76°9	74°1	72°7	74°0	75°9	75°8	76°0	74°5	73°3	74°0	74°2	74°2	74°5
76°6	73°9	72°9	74°2	75°7	75°7	76°0	74°2	73°3	74°0	74°2	74°1	74°4
76°1	73°7	72°8	74°9	75°7	75°2	75°6	74°1	73°6	74°1	74°3	74°1	74°1
75°9	73°2	72°6	75°0	75°6	75°2	75°4	74°0	73°7	74°2	74°2	74°1	74°1
75°2	73°2	72°4	75°0	75°8	75°1	75°4	74°0	73°8	74°1	74°3	74°1	74°1

HORIZONTAL FORCE.

Change in the Magnetic moment of the Bar for 1° Fah°. = '00028.

49°5	49°8	53°4	52°7	51°7	50°2	45°7	44°8	42°3	41°3	40°8	40°0	40°0
49°6	49°8	53°3	52°5	51°5	50°1	45°2	44°7	42°0	41°2	40°8	40°0	40°1
49°8	49°9	53°2	52°2	51°3	50°2	45°0	44°4	41°9	41°1	40°8	40°0	40°7
50°0	49°5	53°0	52°1	51°2	50°1	44°8	44°1	41°9	41°0	40°9	40°4	41°5
50°3	49°9	53°1	52°0	51°2	49°8	44°6	44°0	41°9	41°0	40°8	40°6	42°0
50°4	50°1	53°0	52°0	51°1	49°6	44°6	43°8	41°9	40°9	40°6	40°2	42°8
50°5	50°9	52°9	52°0	51°1	49°1	44°6	43°4	41°8	40°9	40°4	40°0	43°5
50°7	51°4	53°0	52°0	51°1	48°6	44°6	43°1	41°8	40°9	40°2	40°0	43°1
50°8	52°0	52°8	52°0	50°9	48°1	44°7	42°9	41°9	40°9	40°0	40°0	42°2
50°5	52°3	52°4	52°0	50°3	47°3	44°8	42°8	41°9	40°9	40°0	40°0	41°3
50°3	53°0	52°4	52°0	50°1	47°0	44°9	42°6	41°9	40°9	40°0	39°9	40°4
49°9	53°4	52°5	51°9	50°1	46°2	45°0	42°6	41°7	40°8	40°0	39°9	40°1
61°0	61°0	61°2	62°0	62°8	63°1	63°7	63°9	64°0	64°3	64°1	64°0	63°9

VERTICAL FORCE.

Change in the Magnetic moment of the Bar for 1° Fah°. = '00002.

34°4	34°4	34°9	35°4	36°0	37°0	36°3	37°9	38°8	38°6	39°1	39°3	38°7
34°5	34°4	34°9	35°5	36°3	37°0	36°3	37°9	38°8	38°6	39°1	39°2	38°7
34°5	34°6	34°9	35°5	36°6	37°0	36°6	37°9	38°8	38°6	39°2	39°2	38°7
34°5	34°6	34°9	35°5	36°6	37°0	36°5	38°2	38°8	38°6	39°2	39°0	38°7
34°5	34°6	34°9	35°5	36°8	36°7	36°9	38°2	38°8	38°6	39°4	39°0	38°7
34°4	34°6	35°3	35°5	36°9	36°7	36°9	38°4	38°8	38°6	39°4	38°9	38°7
34°4	34°6	35°3	35°5	37°0	36°7	37°3	38°4	38°8	38°6	39°4	38°9	38°7
34°4	34°6	35°3	35°5	37°0	36°3	37°3	38°4	38°8	38°6	39°4	38°7	38°4
34°4	34°9	35°3	35°5	37°0	36°0	37°3	38°4	38°8	39°1	39°4	38°7	38°4
34°4	34°9	35°3	35°5	37°0	36°0	37°3	38°4	38°8	39°1	39°4	38°7	38°4
34°4	34°9	35°3	35°5	37°0	36°0	37°6	38°4	38°8	39°1	39°4	38°7	37°9
34°4	34°9	35°3	36°0	37°0	36°0	37°8	38°8	38°6	39°1	39°4	38°7	37°9
61°2	61°0	61°2	61°7	62°4	62°8	63°3	63°4	63°7	63°8	64°0	64°3	64°1

and increasing Horizontal and Vertical Force.

METEOROLOGICAL OBSERVATIONS.

Mean Göttingen Time.	Barometer at 32°.	Thermometer.		Wind.		Extent of Cloudy Sky.	Weather.
		Dry.	Wet.	Direction.	Force		
D. H. M.	In.	°	°		lbs.		
22 22 0	28°341	57°7	54°7	S.E. by E.	2°0	0°7	Cloudy and fair; sun; cum.-strat. and cir.-strat.
23 23 0	28°342	59°0	55°8	S.E. by S.	2°3	0°8	Cloudy and fair; cum.-strat. and cir.-strat.
23 0 0	28°335	60°2	56°4	S.E.	2°3	1°0	Overcast and fair; cir.-strat. and cum.-strat.
1 0	28°324	60°7	56°6	S.E.	2°2	1°0	Overcast and fair; cir.-strat. and cum.-strat.
2 0	28°306	60°7	56°4	S.E.	2°3	0°9	Cloudy and fair; cir.-strat.
3 0	28°296	61°2	56°3	S.E.	2°4	0°8	Cloudy and fair; cir.-strat.
4 0	28°283	61°4	55°8	S.E.	2°3	0°8	Cloudy and fair; cir.-strat.
5 0	28°283	61°0	55°0	S.E.	2°2	0°8	Cloudy; fair; cir. and cir.-strat.; scattered.
6 0	28°295	60°2	53°9	S.E.	2°1	0°9	Nearly overcast; fair; nimbi.; cir.-strat. and cum.-strat.
7 0	28°297	59°0	54°2	S.E.	2°1	0°9	Nearly overcast; fair; nimbi.; cir.-strat. and cum.-strat.
8 0	28°313	58°5	53°8	S.E.	2°1	0°9	Nearly overcast; cum.-strat.
9 0	28°321	58°0	53°9	S.E.	2°1	0°8	Cloudy; fair; stars; cir.-strat. and cum.-strat.

August 28th and 29th.			MAGNETICAL OBSERVATIONS.											
Mean Göttingen Time.			Angular Value of one Scale Division = 0'711.							DECLINATION.				
			10h.	11h.	12h.	13h.	14h.	15h.	16h.	17h.	18h.	19h.	20h.	
M.	s.		Sc. Div.	Sc. Div.	Sc. Div.	Sc. Div.	Sc. Div.	Sc. Div.	Sc. Div.	Sc. Div.	Sc. Div.	Sc. Div.	Sc. Div.	Sc. Div.
0	0		72.6	71.7	72.2	72.8	73.1	75.1	75.4	74.0	74.0	77.3	78.1	
5	0		73.0	72.2	72.3	72.9	72.7	75.7	75.2	74.0	74.5	77.8	78.0	
10	0		72.8	72.6	72.3	73.0	72.8	75.9	75.0	74.0	74.7	77.7	77.6	
15	0		73.1	72.6	72.4	73.0	73.0	76.0	75.0	74.1	74.9	78.4	77.5	
20	0		72.7	72.4	72.5	73.1	73.2	76.0	74.8	74.0	75.0	78.4	77.2	
25	0		72.6	72.4	72.5	73.0	73.5	75.9	74.3	74.1	75.3	78.5	76.9	
30	0		72.3	72.1	72.6	73.0	74.1	75.8	74.3	74.1	75.3	78.8	76.6	
35	0		72.3	71.9	72.8	72.9	74.2	75.6	74.3	74.1	75.6	79.0	76.4	
40	0		71.8	71.9	72.7	72.8	74.2	75.4	74.1	74.3	75.7	79.0	76.3	
45	0		71.3	72.3	72.7	72.8	74.1	75.8	74.0	74.6	76.3	79.0	76.5	
50	0		71.3	72.3	72.7	73.0	74.1	75.9	74.0	74.2	76.3	78.5	76.3	
55	0		71.6	72.3	72.7	73.2	74.5	75.7	74.0	74.0	76.8	78.4	76.2	

M. s.		One Scale Division = .00021 parts of the H. F.							HORIZONTAL FORCE.				
2	0	41.3	40.9	37.2	39.0	40.0	46.0	46.1	40.8	40.8	41.1	40.3	
7	0	41.9	40.0	37.2	39.2	40.0	47.3	45.2	40.9	40.5	41.4	40.2	
12	0	42.1	38.9	37.3	39.2	40.0	48.0	44.9	40.8	40.8	41.5	40.3	
17	0	42.3	38.1	37.7	39.3	39.8	48.6	44.8	40.8	40.8	41.6	40.2	
22	0	42.1	37.4	38.1	39.3	39.8	49.1	43.8	40.8	40.8	41.8	40.6	
27	0	41.7	36.8	38.2	39.7	40.4	49.1	42.8	41.0	40.8	41.6	40.7	
32	0	41.7	36.6	38.3	39.6	40.7	49.1	42.7	41.2	40.8	41.4	40.9	
37	0	42.1	36.5	38.4	39.4	41.2	48.5	41.8	41.1	40.6	41.2	41.0	
42	0	42.2	36.6	38.6	39.6	41.1	47.8	41.1	40.6	40.6	40.8	41.5	
47	0	42.2	36.9	38.5	39.3	41.8	47.1	40.9	40.4	40.6	40.8	41.9	
52	0	42.1	37.2	38.3	39.7	42.9	46.9	40.9	40.2	40.8	40.7	42.3	
57	0	41.8	37.1	38.7	40.2	44.1	46.9	40.8	40.2	40.6	40.5	42.3	

M. s.		One Scale Division = .00054 parts of the V. F.							VERTICAL FORCE.				
3	0	46.3	45.3	45.4	45.7	45.6	46.1	45.4	45.2	45.4	45.4	45.4	
8	0	46.3	45.3	45.9	45.7	45.6	46.1	45.4	45.2	45.2	45.4	45.4	
13	0	46.3	45.6	45.9	45.7	45.6	45.8	45.4	45.2	45.2	45.4	45.6	
18	0	46.0	45.6	45.9	45.7	45.6	45.8	45.4	45.2	45.2	45.4	45.6	
23	0	46.0	45.5	45.9	45.7	45.6	45.8	45.4	45.2	45.4	45.4	45.7	
28	0	45.4	45.6	45.9	45.7	45.7	45.8	45.4	45.4	45.4	45.4	45.7	
33	0	45.4	45.6	45.9	45.7	45.7	45.8	45.4	45.4	45.4	45.4	45.7	
38	0	45.4	45.5	45.7	45.7	45.9	45.8	45.2	45.4	45.4	45.4	45.7	
43	0	45.4	45.5	45.7	45.7	45.9	45.8	45.2	45.4	45.4	45.4	45.5	
48	0	45.1	45.4	45.7	45.7	45.6	45.4	45.2	45.3	45.4	45.2	45.7	
53	0	45.1	45.4	45.7	45.7	45.6	45.4	45.2	45.3	45.4	45.2	45.7	
58	0	45.1	45.4	45.7	45.7	45.6	45.4	45.2	45.3	45.4	45.2	45.8	

Increasing Numbers denote decreasing Westerly Declination.													
METEOROLOGICAL OBSERVATIONS.													
Mean Göttingen Time.			Barometer at 32°.	Thermometer.		Wind.		Extent of Cloudy Sky.	Weather.				
				Dry.	Wet.	Direction.	Force.						
D.	H.	M.	In.	°	°		lbs.						
28	10	0	28.367	57.4	56.3	S.E.	2.6	1.0	Overcast; fair; moonlight; cir.-strat.				
	11	0	28.357	57.3	56.4	S.E.	2.7	1.0	Overcast; misty and windy; nimb.				
	12	0	28.357	56.7	56.1	S.E. by E.	2.6	1.0	Overcast; strat; windy.				
	13	0	28.357	55.9	54.4	S.E. by E.	2.7	1.0	Overcast; light rain; nimb.				
	14	0	28.351	56.0	53.2	S.E. by E.	2.7	0.7	Cloudy; fair; cir.-strat. and cum.-strat.				
	15	0	28.340	55.5	52.4	S.E. by E.	2.9	1.0	Overcast and dark; strat.				
	16	0	28.322	55.9	54.1	S.E. by E.	2.8	1.0	Overcast and dark; strat.				
	17	0	28.319	55.9	53.2	S.E. by E.	2.5	0.7	Cloudy; fair; stars; cum.-strat.				
	18	0	28.315	56.1	55.1	S.E. by E.	2.6	1.0	Overcast and dark; strat.				
	19	0	28.330	56.0	54.2	S.E. by E.	2.2	0.5	Cloudy; fair; cir.-strat; cir.; scattered.				
	20	0	28.341	56.8	56.3	S.E. by E.	2.4	1.0	Overcast and dull; showery; strat.				
	21	0	28.367	56.8	55.5	S.E. by E.	2.6	1.0	Overcast; fair; cir.-strat.				

MAGNETICAL OBSERVATIONS.

August 28th and 29th.

DECLINATION.

Angular Value of one Scale Division = 0'·711.

21h.	22h.	23h.	0h.	1h.	2h.	3h.	4h.	5h.	6h.	7h.	8h.	9h.
Sc. Div. 76·2	Sc. Div. 75·6	Sc. Div. 76·0	Sc. Div. 76·1	Sc. Div. 75·0	Sc. Div. 71·7	Sc. Div. 71·9	Sc. Div. 72·1	Sc. Div. 73·9	Sc. Div. 73·0	Sc. Div. 71·9	Sc. Div. 72·9	Sc. Div. 72·8
76·2	75·8	75·9	76·1	75·0	71·8	71·8	72·1	74·0	72·9	72·0	73·6	72·8
76·0	75·8	75·9	76·0	74·9	71·7	71·9	72·2	73·9	72·8	72·1	72·5	72·8
75·9	75·7	76·0	75·9	74·2	71·2	72·0	72·5	73·6	72·9	72·0	72·4	72·7
75·9	75·9	76·0	75·7	73·9	71·1	72·0	72·8	73·5	72·8	71·9	72·5	72·7
75·8	76·8	76·0	75·7	73·2	71·0	72·1	72·9	73·5	72·8	71·9	72·5	72·7
75·8	76·0	75·9	75·3	72·9	71·3	72·1	73·1	73·5	72·5	71·9	72·7	72·7
75·8	76·1	75·9	75·2	72·5	71·9	72·1	73·4	73·3	72·5	72·0	72·8	72·8
75·5	76·1	75·9	75·1	72·1	72·0	72·1	73·6	73·3	72·2	72·0	72·8	72·8
75·2	76·0	76·1	75·1	71·9	72·1	72·1	73·5	73·3	72·1	72·1	72·8	72·9
75·2	76·1	76·5	75·1	71·8	72·1	72·2	73·9	73·1	72·0	72·4	72·5	72·6
75·5	76·1	76·2	75·1	71·8	71·9	72·2	73·9	73·1	71·9	72·6	72·6	72·8

HORIZONTAL FORCE.

Change in the Magnetic moment of the Bar for 1° Fahr. = ·00028.

42·8	45·1	46·1	47·9	49·1	45·9	42·9	41·0	39·0	38·7	36·9	37·7	38·7
42·9	45·1	46·1	48·1	49·5	45·8	42·3	40·8	38·8	38·2	36·6	37·5	38·3
43·1	45·5	46·1	48·1	49·1	45·3	42·4	40·2	38·5	38·1	36·4	37·7	38·2
43·2	45·5	46·2	48·2	48·7	44·8	42·2	40·2	38·1	37·9	36·1	37·5	38·1
43·2	45·3	46·6	48·3	48·0	44·5	41·9	40·2	38·1	37·7	35·9	37·5	38·1
43·8	45·7	46·4	48·3	47·4	44·2	41·8	40·3	38·1	37·6	35·9	37·3	38·1
43·9	45·9	46·8	48·2	47·0	44·2	41·8	40·1	38·1	37·6	35·8	37·6	38·1
43·8	46·7	47·0	48·2	46·9	44·0	41·8	40·0	38·1	37·8	35·8	37·9	38·1
43·8	46·9	47·0	48·6	46·8	43·6	41·7	40·0	38·1	37·7	35·9	38·0	38·1
44·0	46·9	47·4	49·0	46·5	43·3	41·5	39·9	38·1	37·3	36·4	38·1	38·6
44·1	47·0	47·4	49·0	46·2	43·2	41·2	39·8	38·6	36·9	36·8	38·1	39·7
44·8	46·9	47·9	48·8	46·0	43·1	41·2	39·2	38·6	36·9	37·1	38·3	41·1
61·3	61·2	61·7	62·0	62·8	63·1	63·9	64·1	64·0	64·1	64·0	63·9	63·8

VERTICAL FORCE.

Change in the Magnetic moment of the Bar for 1° Fahr. = ·00002.

45·7	46·0	47·0	47·5	48·6	49·1	49·6	49·7	49·8	48·8	48·1	48·1	47·9
45·7	46·2	47·0	47·7	48·9	49·1	49·6	50·0	49·8	48·5	48·1	48·1	47·9
45·7	46·2	47·0	47·7	48·8	49·1	49·6	50·0	49·8	48·5	48·1	48·1	47·9
45·7	46·2	47·0	47·8	48·8	49·1	49·6	50·0	49·3	48·5	48·1	48·1	47·9
45·7	46·2	47·0	47·8	48·8	49·1	49·6	50·0	49·3	48·5	48·1	48·1	47·9
45·7	46·7	47·0	47·9	48·8	49·5	49·6	50·1	49·3	48·5	48·1	48·1	47·9
45·7	46·7	47·4	48·0	48·7	49·5	49·6	50·1	49·3	48·5	48·1	48·1	47·9
45·7	46·7	47·4	48·0	48·8	49·5	49·9	50·1	48·8	48·5	48·1	47·9	47·8
45·7	46·8	47·4	48·4	48·8	49·6	49·7	50·0	48·8	48·5	48·1	47·9	47·8
45·7	46·8	47·4	48·4	48·8	49·6	49·7	50·0	48·8	48·2	48·1	47·9	47·8
45·7	47·0	47·5	48·4	48·8	49·6	49·7	50·0	48·8	48·2	48·1	47·9	47·8
45·9	47·0	47·5	48·4	49·0	49·6	49·7	50·0	48·8	48·2	48·1	47·9	47·8
61·7	61·4	61·4	61·9	62·5	63·2	63·4	63·9	63·8	64·2	64·3	64·3	64·1

and increasing Horizontal and Vertical Force.

METEOROLOGICAL OBSERVATIONS.

Mean Göttingen Time.			Barometer at 32°.	Thermometer.		Wind.		Extent of Cloudy Sky.	Weather.
D.	H.	M.		Dry.	Wet.	Direction.	Force.		
			In.	°	°		lbs.		
28	22	0	28·370	58·6	57·5	S.E. by E.	2·6	1·0	Overcast; dull, and misty; strat.
	23	0	28·383	58·8	57·8	S.E. by E.	2·6	1·0	Overcast and misty; strat.
29	0	0	28·372	60·9	58·4	S.E. by E.	2·7	0·9	Nearly overcast; fair; cir.-strat. and cum.-strat.
	1	0	28·353	61·6	59·5	S.E.	2·5	0·9	Nearly overcast; fair; cir.-strat. and cum.-strat.
	2	0	28·336	62·4	59·3	S.E. by E.	2·5	0·8	Cloudy and fair; cir.-strat.
	3	0	28·315	62·1	58·5	S.E.	2·2	0·8	Cloudy and fair; cir.-strat.
	4	0	28·307	61·1	58·3	S.E. by E.	2·4	1·0	Overcast and fair; cir.-strat. and cum.-strat.
	5	0	28·295	60·4	57·7	S.E.	2·3	1·0	Overcast and dull; strat.
	6	0	28·301	59·4	57·8	S.E. by E.	2·2	1·0	Overcast; misty; strat.
	7	0	28·307	58·6	57·4	S.E. by E.	2·6	1·0	Overcast; misty; strat.
	8	0	28·317	58·0	56·9	S.E. by E.	2·5	1·0	Overcast; faint moonlight; strat.
	9	0	28·334	58·0	57·1	S.E. by E.	2·4	1·0	Overcast; faint moonlight; strat.

September 23d and 24th.			MAGNETICAL OBSERVATIONS.										
Mean Göttingen Time.			Angular Value of one Scale Division = 0'.711.						DECLINATION.				
			10h.	11h.	12h.	13h.	14h.	15h.	16h.	17h.	18h.	19h.	20h.
M.	S.		Sc. Div.	Sc. Div.	Sc. Div.	Sc. Div.	Sc. Div.	Sc. Div.	Sc. Div.	Sc. Div.	Sc. Div.	Sc. Div.	Sc. Div.
0	0		71.5	72.6	71.0	72.3	71.2	73.7	74.0	74.6	74.1	77.2	74.4
5	0		71.5	72.8	70.9	72.5	71.2	73.3	74.3	74.4	74.0	77.2	74.1
10	0		71.3	72.8	71.2	72.6	71.3	73.3	74.6	74.2	74.3	77.2	73.4
15	0		71.8	72.7	71.9	72.5	71.4	73.2	74.3	74.1	75.0	77.0	72.9
20	0		71.9	72.2	72.0	72.1	71.7	73.2	74.3	73.9	75.4	76.8	72.8
25	0		72.1	72.1	72.0	72.0	71.9	73.1	74.3	73.7	76.0	76.9	72.8
30	0		72.2	71.8	71.9	71.9	72.2	73.3	74.5	73.8	76.2	76.5	72.7
35	0		72.3	71.2	71.1	71.2	72.9	73.8	74.7	73.9	76.5	76.0	72.4
40	0		72.4	70.9	71.1	70.9	72.9	74.0	74.6	74.2	77.0	75.4	72.2
45	0		72.6	70.4	71.8	70.9	73.0	74.0	74.6	74.2	77.1	75.2	71.8
50	0		72.7	70.2	71.9	70.9	73.1	73.9	74.3	74.2	77.2	75.0	71.4
55	0		72.8	70.6	72.0	71.2	73.2	73.9	74.3	74.2	77.4	74.6	71.3
			One Scale Division = .00021 parts of the H. F.						HORIZONTAL FORCE.				
M.	S.												
2	0		28.8	30.5	32.7	31.0	31.1	31.0	33.2	33.5	33.2	34.9	35.7
7	0		28.8	30.3	33.8	30.9	31.2	31.0	33.6	33.6	33.2	34.9	35.8
12	0		29.0	30.7	34.1	30.7	31.2	30.8	34.1	33.4	33.5	35.0	35.9
17	0		29.8	31.0	33.6	30.1	31.5	30.6	34.6	33.2	33.7	35.1	36.3
22	0		30.0	31.0	33.5	30.1	31.3	30.4	34.5	33.4	33.5	35.0	36.6
27	0		30.2	30.8	33.5	30.5	31.2	30.1	34.4	33.3	33.8	34.8	37.0
32	0		30.2	30.0	32.7	30.5	31.2	30.0	34.0	33.2	34.0	34.9	37.4
37	0		30.2	28.9	31.7	30.3	31.3	29.9	33.8	33.0	34.0	35.1	37.1
42	0		30.5	28.8	31.6	30.1	31.3	30.2	33.6	33.2	34.0	35.1	37.1
47	0		30.8	29.6	31.8	30.5	31.3	31.1	33.9	33.3	34.2	35.2	37.8
52	0		31.1	30.6	31.5	30.9	31.1	32.0	34.0	33.1	34.7	35.7	38.0
57	0		31.2	31.7	31.2	30.9	31.1	32.7	33.9	33.3	34.8	35.8	38.4
Thermometer			66.0	65.7	65.2	65.0	64.9	64.7	64.6	64.2	64.1	64.1	64.0
			One Scale Division = .00054 parts of the V. F.						VERTICAL FORCE.				
M.	S.												
3	0		46.8	46.8	46.2	46.0	45.3	45.4	45.4	44.3	44.0	44.5	45.2
8	0		47.0	46.8	46.2	46.0	45.3	45.4	45.4	44.2	44.0	44.6	45.2
13	0		47.0	46.8	46.2	46.0	45.3	45.4	45.4	44.2	44.1	44.6	45.0
18	0		47.0	46.8	46.2	46.0	45.3	45.4	45.4	44.2	44.1	44.6	45.0
23	0		47.0	46.2	46.2	45.6	45.3	45.4	45.4	44.0	44.1	44.6	45.0
28	0		47.0	46.2	46.2	45.6	45.4	45.4	44.9	44.0	44.3	44.6	45.0
33	0		47.0	46.2	46.2	45.6	45.4	45.4	44.9	44.0	44.3	45.0	45.0
38	0		47.0	46.2	46.2	45.6	45.4	45.4	44.9	43.9	44.3	45.0	45.0
43	0		47.0	46.2	46.3	45.6	45.4	45.4	44.5	43.9	44.3	45.0	45.0
48	0		46.8	45.9	46.3	45.3	45.4	45.4	44.5	44.0	44.3	45.0	45.0
53	0		46.8	46.1	46.3	45.3	45.4	45.4	44.3	44.0	45.5	45.0	45.0
58	0		46.8	46.1	46.3	45.3	45.4	45.4	—	44.0	44.5	45.0	45.0
Thermometer			66.1	66.2	65.8	65.7	65.6	65.4	65.3	65.0	65.1	65.0	64.3

Increasing Numbers denote decreasing westerly Declination.

METEOROLOGICAL OBSERVATIONS.												
Mean Göttingen Time.			Barometer at 32°.	Thermometer.		Wind.		Extent of Cloudy Sky.	Weather.			
				Dry.	Wet.	Direction.	Force.					
D.	H.	M.	In.	°	°		lbs.					
23	10	0	28.312	59.0	56.7	S. by E.	0.1	0.9	Nearly overcast; fair; cum.-strat.			
	11	0	28.311	58.7	56.2	S.S.E.	1.9	0.2	Fine; stars; cum.-strat.			
	12	0	28.303	58.1	56.2	S. by E.	1.7	0.3	Cloudy; fair; cum.-strat.			
	13	0	28.289	58.2	56.9	S. by E.	2.0	0.9	Nearly overcast; fair; cum.-strat.			
	14	0	28.264	58.0	56.5	S. by E.	2.4	0.5	Fair; stars; cum.-strat.			
	15	0	28.253	57.8	56.6	S. by E.	2.3	0.1	Fair; stars; cum.-strat.			
	16	0	28.250	58.0	56.7	S. by E.	2.0	0.0	Nearly cloudless; stars; cum.-strat.			
	17	0	28.247	58.1	57.3	S. by E.	2.0	1.0	Overcast; a few dim stars; strat.			
	18	0	28.251	58.2	57.6	S.S.E.	2.0	1.0	Overcast; showery; strat.			
	19	0	28.269	58.4	57.6	S.S.E.	1.8	1.0	Overcast; strat.			
	20	0	28.285	59.0	58.5	S.S.E.	1.9	1.0	Overcast; misty; strat.			
	21	0	28.301	59.4	59.2	S.S.E.	1.7	1.0	Overcast; rain; nimbi.			

MAGNETICAL OBSERVATIONS.

September 23d and 24th.

DECLINATION.

Angular Value of one Scale Division = 0'711.

21h.	22h.	23h.	0h.	1h.	2h.	3h.	4h.	5h.	6h.	7h.	8h.	9h.
Sc. Div. 70°5	Sc. Div. 67°4	Sc. Div. 65°9	Sc. Div. 67°4	Sc. Div. 69°1	Sc. Div. 70°6	Sc. Div. 71°1	Sc. Div. 69°8	Sc. Div. 70°3	Sc. Div. 69°9	Sc. Div. 70°3	Sc. Div. 70°6	Sc. Div. 71°2
70°1	67°0	66°0	68°0	69°2	71°0	71°0	69°8	70°4	69°9	70°4	70°7	71°2
69°9	66°6	66°0	68°1	69°2	71°1	70°8	69°7	70°4	70°0	70°8	71°0	71°0
69°6	66°6	66°2	67°8	69°8	71°3	70°8	69°9	70°5	70°0	70°9	71°0	71°0
69°8	66°8	66°1	67°8	70°4	71°1	70°6	70°0	70°3	70°0	70°9	71°1	70°9
69°6	66°1	66°3	67°9	70°2	70°9	70°4	70°1	70°1	70°1	70°9	71°1	70°9
69°0	65°9	66°8	68°2	70°3	71°0	70°2	70°1	70°1	70°1	70°9	71°1	70°8
68°7	66°0	66°7	68°2	70°2	71°3	70°0	70°0	70°1	70°2	70°9	71°2	70°8
68°2	66°3	66°8	68°3	70°2	71°3	69°9	70°1	70°0	70°3	70°7	71°2	70°3
68°0	66°1	66°9	68°7	70°2	71°3	69°9	70°1	70°0	70°3	70°6	71°2	70°1
67°9	65°9	67°0	68°6	70°7	71°1	70°0	70°1	70°0	70°2	70°5	71°2	70°0
67°6	65°9	67°2	69°0	70°7	71°0	69°8	70°2	69°9	70°2	70°5	71°2	70°0

HORIZONTAL FORCE.

Change in the Magnetic moment of the Bar for 1° Fah°. = '00028.

37°8	39°4	41°4	44°2	45°0	43°1	41°4	38°8	37°3	35°7	31°8	34°4	32°9
37°5	39°3	41°9	45°1	44°8	43°1	41°3	38°6	37°3	35°3	31°3	34°2	32°8
37°7	39°7	42°3	44°9	44°4	43°2	41°2	38°4	37°1	35°1	31°1	33°9	32°4
37°8	39°4	42°4	44°2	44°4	42°9	41°0	38°3	36°9	35°1	31°2	33°4	32°1
38°0	40°5	42°4	44°3	45°0	42°5	40°9	38°5	36°7	34°9	31°7	32°9	32°1
38°0	40°7	43°0	44°5	43°9	42°3	40°1	38°5	36°4	34°8	32°2	32°9	31°9
38°1	40°4	43°5	44°8	43°8	42°4	39°6	38°1	36°2	34°3	32°9	32°9	31°6
38°0	40°9	43°0	44°8	43°6	42°6	39°5	38°2	36°2	34°1	33°6	32°9	31°5
37°9	41°0	43°1	44°8	43°3	42°4	39°3	38°2	36°3	33°9	34°0	32°9	31°6
38°3	41°2	43°6	44°8	43°6	42°1	39°1	38°0	36°1	33°1	34°1	32°9	31°5
38°1	41°2	43°7	45°0	43°5	41°8	39°1	37°8	35°9	32°8	34°2	33°1	31°5
39°0	41°2	44°0	45°3	43°5	41°6	38°9	37°6	35°8	32°1	34°2	33°1	31°2
64°0	64°1	64°0	64°0	64°0	64°0	64°0	64°1	64°2	64°6	64°3	64°1	63°9

VERTICAL FORCE.

Change in the Magnetic moment of the Bar for 1° Fah°. = '00002.

45°0	45°0	44°6	44°3	43°7	43°9	43°5	43°6	44°2	44°2	43°2	42°7	42°9
45°0	44°5	44°6	44°3	43°7	43°9	43°5	43°6	44°2	44°2	43°4	42°7	42°9
45°2	44°5	45°0	44°3	43°5	43°9	43°3	43°6	44°2	44°2	43°3	42°7	42°9
45°2	44°5	45°2	43°7	43°7	43°9	43°2	43°6	44°2	44°2	43°3	42°7	42°8
45°2	44°7	45°4	43°9	43°7	43°9	43°2	43°6	44°2	44°2	43°2	42°7	42°8
45°2	44°7	45°2	43°7	43°7	43°9	43°1	43°6	44°2	44°2	43°2	42°7	42°8
45°2	44°7	45°2	43°7	43°7	43°9	42°9	43°9	44°2	44°2	43°2	42°7	42°8
45°2	44°7	45°1	43°7	43°7	43°9	42°9	44°0	44°2	44°2	43°2	42°7	42°4
45°2	44°7	45°0	43°7	43°7	43°5	43°2	44°1	44°2	44°2	43°2	42°9	41°9
45°2	44°7	45°0	43°7	43°5	43°5	43°2	44°1	44°2	44°2	42°9	42°9	42°3
45°0	44°6	44°7	43°7	43°5	43°5	43°2	44°1	44°2	43°1	42°9	42°9	42°3
45°0	44°6	44°7	43°7	43°5	43°5	43°2	44°1	44°2	43°2	42°9	42°9	42°3
64°2	64°0	64°0	64°0	64°0	63°8	64°0	64°1	64°2	64°4	64°5	64°6	64°5

and increasing Horizontal and Vertical Force.

METEOROLOGICAL OBSERVATIONS.

Mean Göttingen Time.			Barometer at 32°.	Thermometer.		Wind.		Extent of Cloudy Sky.	Weather.
D.	H.	M.		Dry.	Wet.	Direction.	Force.		
			In.	°	°		lbs.		
23	22	0	28°305	59°5	59°3	S.S.E.	2°1	1°0	Overcast; thick mist; nimbi.
	23	0	28°307	59°5	59°2	S.S.E.	2°7	1°0	Overcast; mist with showers; nimbi.
24	0	0	28°299	58°8	58°2	S.S.E.	3°7	1°0	Overcast; windy and showery; strat.
	1	0	28°293	58°9	57°9	S.S.E.	3°4	1°0	Overcast; windy and dull; strat.
	2	0	28°279	59°2	58°0	S.S.E.	3°4	1°0	Overcast and misty; strat.
	3	0	28°256	59°2	57°3	S.S.E.	3°5	1°0	Overcast; hazy; cum.-strat.
	4	0	28°249	59°9	56°7	S.S.E.	3°9	1°0	Overcast; hazy; cir.-strat. and cum.-strat.
	5	0	28°248	59°5	57°2	S.S.E.	3°9	1°0	Overcast and fair; cir.-strat. and cum.-strat.
	6	0	28°249	58°6	54°6	S.S.E.	3°9	0°8	Cloudy and fair; cir.-strat. and cum.-strat.
	7	0	28°265	57°9	55°3	S.S.E.	3°9	0°8	Cloudy and fair; cir.-strat. and cum.-strat.
	8	0	28°277	57°5	54°8	S.S.E.	3°9	0°8	Cloudy and fair; cir.-strat. and cum.-strat.
	9	0	28°294	57°0	53°6	S.S.E.	3°8	0°8	Cloudy; fair; moonlight; cum.-strat.

October 21st and 22nd.			MAGNETICAL OBSERVATIONS.										
Mean Göttingen Time.			Angular Value of one Scale Division = 0''711.					DECLINATION.					
			10 ^h .	11 ^h .	12 ^h .	13 ^h .	14 ^h .	15 ^h .	16 ^h .	17 ^h .	18 ^h .	19 ^h .	20 ^h .
M.	s.		Sc. Div.	Sc. Div.	Sc. Div.	Sc. Div.	Sc. Div.	Sc. Div.	Sc. Div.	Sc. Div.	Sc. Div.	Sc. Div.	Sc. Div.
0	0		72°9	72°5	72°0	71°9	71°8	72°5	72°1	70°7	70°8	71°7	68°8
5	0		72°8	72°1	72°0	71°9	71°8	72°6	72°1	70°7	70°9	71°3	68°6
10	0		72°6	71°9	72°0	71°9	71°8	72°3	72°2	70°3	71°0	71°1	68°4
15	0		72°4	71°9	71°8	71°9	72°0	72°1	72°2	70°2	71°0	70°9	68°3
20	0		72°1	71°9	71°8	71°7	72°4	71°9	72°3	70°1	71°3	70°7	68°2
25	0		72°0	71°5	71°7	71°6	72°7	71°9	72°1	70°1	71°8	70°4	68°1
30	0		72°1	71°0	71°5	71°8	73°0	71°8	72°1	70°0	71°9	70°1	68°1
35	0		72°2	71°5	71°6	71°8	73°1	71°6	72°0	70°1	71°9	70°0	68°0
40	0		72°5	71°8	71°8	71°9	73°2	71°6	72°0	70°2	72°4	69°9	68°0
45	0		72°8	71°7	71°9	71°8	72°9	71°6	71°3	70°3	72°0	69°3	67°9
50	0		72°9	71°9	71°9	71°4	72°7	71°8	71°1	70°3	72°0	69°2	67°9
55	0		73°0	72°0	71°9	71°6	72°5	72°0	70°9	70°7	71°9	68°9	67°9
			One Scale Division = '00021 parts of the H. F.					HORIZONTAL FORCE.					
M.	s.												
2	0		37°6	37°2	36°9	37°2	37°5	35°9	37°0	36°0	36°1	36°1	37°2
7	0		37°6	36°8	37°0	37°2	37°1	36°9	37°0	36°0	36°1	36°1	38°2
12	0		37°4	36°3	37°0	37°2	37°1	37°4	36°8	35°9	35°9	35°9	38°9
17	0		37°2	35°8	36°9	37°1	37°2	37°7	36°8	35°9	36°1	36°0	38°9
22	0		37°1	35°4	36°8	37°1	37°1	37°9	36°7	35°9	35°9	36°1	38°8
27	0		37°0	35°4	36°7	37°0	37°2	37°9	36°8	35°9	35°9	36°2	38°6
32	0		36°9	35°7	36°7	37°2	37°3	37°9	36°8	35°9	35°9	36°1	38°7
37	0		36°9	36°0	36°8	37°1	36°7	37°6	36°9	35°8	36°0	36°8	39°0
42	0		37°1	36°2	36°9	37°0	36°3	37°4	36°8	35°8	36°1	36°9	39°1
47	0		37°8	36°5	37°1	37°0	35°9	37°2	36°6	35°8	36°1	37°0	39°2
52	0		38°0	36°8	37°1	37°2	35°4	37°0	36°4	35°8	36°1	36°9	39°8
57	0		37°9	36°7	37°2	37°7	35°4	37°1	36°3	35°9	36°1	36°9	40°1
Thermometer			64°0	64°0	64°0	63°9	63°9	63°8	63°7	63°7	63°6	63°5	63°5
			One Scale Division = '00055 parts of the V. F.					VERTICAL FORCE.					
M.	s.												
3	0		43°6	43°5	44°2	43°9	43°8	43°6	43°2	43°1	42°9	43°2	43°8
8	0		43°6	44°0	44°2	43°9	43°3	43°6	43°1	43°1	42°9	43°2	43°8
13	0		43°6	43°9	44°2	43°9	43°6	43°4	43°1	43°1	42°9	43°2	44°2
18	0		43°2	43°8	44°2	43°9	43°8	43°4	43°1	43°1	42°9	43°2	44°2
23	0		43°2	44°1	44°2	43°9	43°8	43°4	43°1	43°1	42°9	43°2	44°2
28	0		43°2	44°0	43°9	43°9	43°9	43°3	43°1	43°1	42°9	43°2	44°2
33	0		43°2	44°0	43°9	43°9	43°8	43°4	43°1	43°1	42°9	43°2	44°2
38	0		43°2	44°0	43°9	43°9	43°8	43°1	43°1	43°1	42°9	43°6	44°2
43	0		43°2	44°0	43°9	43°9	43°8	43°1	43°1	43°1	42°9	43°6	44°2
48	0		44°4	44°1	43°9	43°9	43°8	43°1	43°1	43°1	42°9	43°6	44°2
53	0		44°3	44°1	43°9	43°8	43°8	43°1	43°1	43°1	43°2	43°6	44°2
58	0		44°3	44°1	43°9	43°8	43°6	43°1	43°1	43°1	43°2	43°6	44°2
Thermometer			64°1	64°3	64°7	64°7	64°8	64°4	64°4	64°3	64°1	64°0	63°8
Increasing Numbers denote decreasing westerly Declination.													
METEOROLOGICAL OBSERVATIONS.													
Mean Göttingen Time.			Barometer at 32°.	Thermometer.		Wind.		Extent of Cloudy Sky.	Weather.				
				Dry.	Wet.	Direction.	Force.						
D.	H.	M.	In.	°	°		lbs.						
21	10	0	28·267	59°0	56°5	S.E.	0·8	0·9	Nearly overcast; a few stars; cum-strat.				
	11	0	28·271	58°6	56·2	S.E.	0·6	1·0	Overcast; dark; strat.				
	12	0	28·273	58°5	55·6	S.E.	0·5	1·0	Overcast; strat.				
	13	0	28·257	58°4	55·8	S.E.	0·4	1·0	Overcast; dark; strat.				
	14	0	28·243	58·2	55·8	S.E.	0·3	1·0	Overcast; dark; strat.				
	15	0	28·223	58°0	55·2	S.E.	0·3	1·0	Overcast; dark; strat.				
	16	0	28·217	57°8	55·5	S.E. by S.	0·3	1·0	Overcast; dark; strat.				
	17	0	28·231	57°7	55·5	S.E. by S.	0·3	1·0	Overcast; dark; strat.				
	18	0	28·241	57°6	54·9	S.E. by S.	0·3	1·0	Overcast; fair; strat.				
	19	0	28·261	57°5	55·1	S.E. by S.	0·3	1·0	Overcast; fair; strat.				
	20	0	28·283	58°0	55·2	S.E. by S.	0·3	1·0	Overcast; fair; strat.				
	21	0	28·302	58°7	56°0	S.E. by S.	0·3	1·0	Overcast; fair; strat.				

MAGNETICAL OBSERVATIONS.

October 21st and 22nd.

DECLINATION.

Angular Value of one Scale Division = 0'711.

21h.	22h.	23h.	0h.	1h.	2h.	3h.	4h.	5h.	6h.	7h.	8h.	9h.
Sc. Div. 67°9	Sc. Div. 66°7	Sc. Div. 66°1	Sc. Div. 67°6	Sc. Div. 71°4	Sc. Div. 73°7	Sc. Div. 73°5	Sc. Div. 71°4	Sc. Div. 69°4	Sc. Div. 69°7	Sc. Div. 71°3	Sc. Div. 71°0	Sc. Div. 71°9
67°9	66°7	66°2	68°1	72°4	73°6	73°2	71°4	69°5	69°9	71°7	71°0	71°9
67°9	66°7	66°1	68°2	72°9	73°6	73°2	71°5	69°5	70°1	71°9	71°0	72°0
67°9	66°6	66°2	68°6	73°4	73°6	72°7	71°3	69°5	70°1	71°9	71°1	72°0
67°9	66°4	66°4	68°9	73°2	74°1	72°6	70°8	69°5	70°0	71°8	71°1	72°0
67°8	66°2	66°3	69°1	73°1	74°0	72°5	70°4	69°5	70°0	71°6	71°2	72°4
67°8	66°4	66°8	69°9	72°6	74°6	72°1	70°4	69°4	70°6	71°1	71°2	72°5
67°8	66°2	66°9	70°0	72°3	74°2	71°9	70°3	69°2	70°8	71°0	71°4	72°5
67°2	66°2	67°0	70°9	72°2	74°3	71°5	70°0	69°4	70°8	71°1	71°6	72°7
67°0	66°1	67°0	70°9	72°3	74°2	71°5	69°7	69°4	71°0	71°0	71°8	72°7
66°9	66°0	67°3	71°1	72°7	74°1	71°2	69°5	69°6	71°0	71°0	71°9	72°3
66°9	65°8	67°3	71°2	73°3	73°9	71°4	69°4	69°7	71°0	71°0	71°9	72°2

HORIZONTAL FORCE.

Change in the Magnetic moment of the Bar for 1° Fah. = '00028.

40°6	40°1	43°2	44°4	44°3	40°1	37°0	34°7	34°1	33°9	31°5	32°0	34°7
41°0	39°6	43°3	44°1	44°3	38°9	36°9	34°1	34°2	33°6	32°1	32°1	34°8
41°9	40°0	43°7	44°3	44°2	39°2	36°4	33°9	34°2	33°7	33°0	32°3	35°1
42°1	39°9	43°7	44°1	43°8	39°2	36°2	33°9	34°5	33°8	33°2	32°7	35°2
41°9	39°8	43°7	43°9	43°3	39°4	36°1	33°9	35°0	33°3	33°3	32°8	36°0
42°0	39°7	44°2	43°7	42°9	39°4	36°1	34°1	35°3	32°4	33°5	33°0	36°9
42°3	40°2	44°7	44°1	42°2	39°1	35°2	34°0	35°7	33°0	32°8	33°1	37°2
42°1	40°7	45°1	44°0	41°6	39°1	34°9	33°8	36°2	32°0	32°5	33°2	37°4
41°9	41°0	45°0	44°1	41°3	38°7	34°8	33°4	36°3	31°1	32°5	33°7	36°7
41°2	41°3	44°6	44°1	41°2	37°9	34°9	33°0	36°2	31°0	32°2	33°9	36°3
40°9	42°0	44°4	44°5	40°8	37°7	34°9	33°3	35°7	30°9	32°1	34°1	35°2
40°1	42°5	44°7	44°1	40°2	37°4	34°9	34°0	35°0	31°0	32°1	34°2	35°0
63°3	63°2	63°5	63°9	64°5	64°9	65°0	65°2	65°2	65°1	64°9	64°9	64°7

VERTICAL FORCE.

Change in the Magnetic moment of the Bar for 1° Fah. = '00002.

44°2	44°3	44°3	44°9	45°3	45°9	45°1	45°4	45°4	44°9	44°9	44°5	45°7
44°4	44°3	44°3	44°9	45°3	45°6	45°3	45°4	45°4	44°9	44°9	45°9	45°7
44°4	44°3	44°3	44°9	45°9	45°6	45°1	45°4	45°4	44°9	44°9	46°0	45°7
44°4	44°3	44°3	44°9	45°9	45°6	45°2	45°4	45°4	44°9	44°9	46°0	45°7
44°4	44°3	44°3	44°9	45°9	45°6	45°4	45°4	45°0	44°4	44°9	46°1	45°7
44°4	44°3	44°3	44°9	45°9	45°6	45°4	45°4	45°0	44°8	44°9	46°0	45°7
44°4	44°3	44°3	44°9	45°9	45°6	45°4	45°4	45°0	44°8	44°7	45°9	45°7
44°4	44°3	44°3	44°9	45°9	45°6	45°4	45°4	45°0	44°8	44°7	45°9	45°3
44°4	44°3	44°7	44°9	45°9	45°2	45°4	45°4	45°0	44°8	44°7	46°0	45°3
44°3	44°3	44°7	45°3	45°9	45°2	45°4	45°4	44°9	44°8	44°7	45°9	45°3
44°3	44°3	44°7	45°3	45°9	45°2	45°4	45°4	44°9	44°8	44°5	45°9	45°3
44°3	44°3	44°7	45°3	45°9	45°2	45°4	45°4	44°9	44°8	44°5	45°9	45°3
63°3	63°3	63°4	63°8	64°3	64°7	64°8	65°1	65°3	65°3	64°8	65°1	65°1

and increasing Horizontal and Vertical Force.

METEOROLOGICAL OBSERVATIONS.

Mean Göttingen Time.	Barometer at 32°.	Thermometer.		Wind.		Extent of Cloudy Sky.	Weather.
		Dry.	Wet.	Direction.	Force.		
D. H. M.	In.	°	°		lbs.		
21 22 0	28°309	59°6	56°2	S.E. by S.	0·5	1·0	Overcast; fair; strat.
23 0	28°306	60°8	57°1	S.E. by S.	1·7	1·0	Overcast; fair; cir-strat.
22 0 0	28°302	62°2	57°7	S.E. by S.	2·3	1·0	Overcast; fair; cir-strat. and cum-strat.
1 0 0	28°299	63°1	58°3	S.S.E.	2·3	1·0	Overcast; fair; strat.
2 0 0	28°279	61°1	57°9	S.E. by S.	1·9	1·0	Omitted.
3 0 0	28°257	62°1	58°3	S.E. by S.	1·8	1·0	Overcast; fair; cir-strat. and cum-strat.
4 0 0	28°252	62°2	58°3	S.E. by S.	2·3	1·0	Overcast; dull; cir-strat. and cum-strat.
5 0 0	28°236	60°7	58°1	S.E. by S.	1·9	1·0	Overcast; dull; cir-strat.
6 0 0	28°228	60°1	57°3	S.E. by S.	1·9	1·0	Overcast; fair; cir-strat.
7 0 0	28°225	59°2	57°1	S.E. by S.	1·9	1·0	Overcast; fair; strat.
8 0 0	28°239	58°4	56°4	S.E. by S.	1·8	0·9	Nearly overcast; fair; cir-strat. and cum-strat.
9 0 0	28°242	58°2	56°8	S.E. by S.	1·6	1·0	Overcast; dark; strat.

November 27th and 28th.			MAGNETICAL OBSERVATIONS.										
Mean Göttingen Time.			Angular Value of one Scale Division = 0'711.					DECLINATION.					
			10h.	11h.	12h.	13h.	14h.	15h.	16h.	17h.	18h.	19h.	20h.
M.	s.	Sc. Div.	Sc. Div.	Sc. Div.	Sc. Div.	Sc. Div.	Sc. Div.	Sc. Div.	Sc. Div.	Sc. Div.	Sc. Div.	Sc. Div.	
0	0	73°0	72°0	72°3	71°7	71°3	70°3	70°3	70°1	70°1	69°9	69°6	
5	0	73°0	72°2	72°1	71°5	71°4	70°2	70°1	70°0	69°9	69°5	67°3	
10	0	72°9	72°2	71°8	71°2	71°5	70°1	69°6	69°8	69°8	69°5	67°3	
15	0	72°9	72°2	71°8	71°2	71°2	70°0	69°5	69°8	69°7	69°2	67°2	
20	0	72°9	72°2	71°8	71°2	71°0	70°0	69°6	69°7	69°8	69°1	67°4	
25	0	72°7	72°0	71°8	71°1	71°0	69°9	69°7	69°6	69°8	69°0	67°4	
30	0	72°6	72°0	71°7	71°2	71°0	69°8	69°9	69°7	69°9	69°0	67°5	
35	0	72°4	71°9	71°6	71°2	71°0	69°9	70°0	69°7	70°1	68°7	68°0	
40	0	72°2	72°1	71°5	71°3	71°0	70°0	70°0	69°7	70°1	68°5	68°0	
45	0	72°0	72°4	71°5	71°5	70°9	70°0	70°1	69°6	70°0	68°0	67°9	
50	0	72°0	72°5	71°8	71°3	70°6	70°2	70°2	69°7	70°0	68°0	68°1	
55	0	72°0	72°5	71°8	71°2	70°4	70°2	70°2	69°8	70°0	67°8	68°1	

M. s.		One Scale Division = '00021 parts of the H. F.										HORIZONTAL FORCE.	
		38°0	37°8	38°3	39°8	39°0	38°3	39°9	39°6	39°1	40°5	42°0	
2	0	38°0	37°8	38°3	39°8	39°0	38°3	39°9	39°6	39°1	40°5	42°0	
7	0	37°9	37°8	37°9	39°8	39°0	38°3	39°9	39°3	38°9	40°8	42°1	
12	0	37°9	37°9	37°6	39°7	39°0	38°2	39°9	39°3	39°0	40°9	42°2	
17	0	37°6	37°9	38°1	39°4	38°6	38°1	40°0	39°2	39°1	41°0	41°8	
22	0	37°6	37°5	38°6	39°2	38°3	38°2	40°0	39°2	39°1	41°0	41°1	
27	0	37°4	37°1	38°8	39°3	38°4	38°4	40°0	39°3	39°1	41°0	41°0	
32	0	37°2	37°1	38°5	39°3	38°6	39°0	40°0	39°3	38°9	41°0	41°1	
37	0	37°2	37°7	38°1	39°6	38°7	39°3	40°0	39°3	39°1	40°9	41°4	
42	0	37°2	38°1	38°0	39°6	38°6	39°6	40°0	39°2	39°5	41°0	41°7	
47	0	37°1	38°3	38°5	39°4	38°5	39°8	39°9	39°1	39°8	41°0	42°1	
52	0	37°0	38°9	39°2	39°2	38°7	39°8	39°7	39°1	40°0	41°2	43°4	
57	0	37°2	38°8	39°8	39°1	38°4	39°9	39°7	39°1	40°1	41°9	42°9	

Thermometer		62°9	62°9	63°0	63°0	63°0	62°9	62°8	62°8	62°7	62°7	62°7
		62°9	62°9	63°0	63°0	63°0	62°9	62°8	62°8	62°7	62°7	62°7

M. s.		One Scale Division = '00055 parts of the V. F.										VERTICAL FORCE.	
		50°6	51°6	52°5	51°3	51°4	51°1	51°5	51°1	50°9	50°8	50°9	
3	0	50°6	51°6	52°5	51°3	51°4	51°1	51°5	51°1	50°9	50°8	50°9	
8	0	50°6	51°8	52°2	51°3	51°7	51°1	51°5	51°1	50°9	50°8	50°6	
13	0	50°6	51°8	52°2	51°1	51°9	51°1	51°5	51°1	50°9	50°8	50°8	
18	0	50°6	51°8	51°6	51°1	51°9	50°9	51°5	51°1	50°9	50°8	50°8	
23	0	50°9	51°8	51°7	51°1	51°9	50°9	51°3	51°1	50°9	50°8	50°4	
28	0	51°2	51°8	51°4	51°1	51°9	50°9	51°3	51°1	50°9	50°8	50°8	
33	0	51°2	51°8	51°4	51°2	51°5	50°9	51°3	51°1	50°8	50°9	50°4	
38	0	51°6	52°3	51°5	51°5	51°3	51°3	51°3	50°9	50°9	50°9	50°0	
43	0	51°6	52°4	51°2	51°4	51°5	51°4	51°3	50°9	50°9	50°9	49°9	
48	0	51°6	52°5	51°3	51°2	51°4	51°4	51°3	50°9	50°9	51°1	50°1	
53	0	51°6	52°7	51°3	51°5	51°4	51°4	51°3	50°9	50°9	51°1	50°0	
58	0	51°6	52°7	51°3	51°4	51°1	51°4	51°3	50°9	50°9	51°1	50°0	

Increasing Numbers denote decreasing westerly Declination.												
METEOROLOGICAL OBSERVATIONS.												
Mean Göttingen Time.			Barometer at 32°.	Thermometer.		Wind.		Extent of Cloudy Sky.	Weather.			
				Dry.	Wet.	Direction.	Force.					
D.	H.	M.	In.	°	°		lbs.					
27	10	0	28°268	58°2	57°6	S.E. by E.	2°2	1°0	Overcast; misty; moonlight; strat.			
	11	0	28°276	58°4	58°2	S.E. by E.	2°3	1°0	Overcast; fair; moonlight; strat.			
	12	0	28°268	57°7	56°7	S.E. by E.	2°1	1°0	Overcast; fair; moonlight; strat.			
	13	0	28°245	57°5	57°4	S.E. by E.	2°5	1°0	Overcast; mist; moonlight.			
	14	0	28°225	57°3	56°5	S.E. by E.	2°3	1°0	Overcast; moonlight; strat.			
	15	0	28°206	56°5	55°0	S.E. by E.	2°3	1°0	Overcast; dark; strat.			
	16	0	28°206	57°3	56°3	S.E. by E.	2°2	1°0	Overcast; dark; strat.			
	17	0	28°208	56°7	55°2	S.E. by E.	2°7	1°0	Overcast; dark; strat.			
	18	0	28°233	57°0	55°6	S.E. by E.	2°3	1°0	Overcast; fair; strat.			
	19	0	28°250	57°6	56°6	S.E. by E.	2°5	1°0	Overcast; fair; strat.			
	20	0	28°259	57°4	56°0	S.E. by E.	2°6	1°0	Overcast; fair; strat.			
	21	0	28°274	58°8	55°9	S.E. by E.	2°6	0°9	Cloudy; fair; cir.-strat. and cum.-strat.			

MAGNETICAL OBSERVATIONS.

November 27th and 28th.

DECLINATION.

Angular Value of one Scale Division = 0'711.

21h.	22h.	23h.	0h.	1h.	2h.	3h.	4h.	5h.	6h.	7h.	8h.	9h.
Sc. Div. 68°1	Sc. Div. 68°9	Sc. Div. 71°8	Sc. Div. 72°6	Sc. Div. 74°9	Sc. Div. 74°5	Sc. Div. 73°2	Sc. Div. 70°5	Sc. Div. 69°7	Sc. Div. 70°1	Sc. Div. 71°0	Sc. Div. 71°1	Sc. Div. 72°0
68°1	69°0	72°0	72°4	74°9	74°3	72°9	70°4	69°6	70°2	71°0	71°1	72°1
68°1	69°2	72°0	72°4	75°1	74°1	72°8	70°2	69°4	70°3	71°1	71°0	72°1
68°1	69°8	72°0	72°9	75°1	74°1	72°1	70°2	69°4	70°4	71°0	71°1	72°1
68°4	70°0	72°0	73°2	75°1	74°0	72°0	70°0	69°3	70°5	71°0	71°2	72°1
68°7	70°4	72°1	73°4	75°2	74°0	72°0	70°0	69°3	70°6	71°0	71°4	72°1
68°6	70°8	72°2	73°1	75°2	74°0	71°9	69°7	69°5	71°0	71°0	71°4	72°2
68°3	70°8	72°1	73°6	75°1	73°6	71°9	69°4	69°7	71°1	71°1	71°4	72°2
68°4	70°8	72°2	73°6	74°9	73°5	71°5	69°4	69°6	71°3	71°2	71°6	72°2
68°6	70°9	72°5	73°8	74°8	73°5	71°1	69°3	69°6	71°2	71°2	71°9	72°0
68°8	71°0	72°6	73°9	74°6	73°4	71°0	69°6	69°7	71°0	71°1	71°9	72°1
68°9	71°4	72°5	74°5	74°8	73°1	70°9	69°8	69°9	71°0	71°0	72°0	72°2

HORIZONTAL FORCE.

Change in the Magnetic moment of the Bar for 1° Fah°. = '00028.

42°6	43°6	43°8	45°0	44°7	42°6	42°0	40°5	37°8	35°3	36°0	33°8	34°2
42°4	43°4	44°0	44°8	44°9	42°3	42°1	40°3	37°3	35°4	35°7	33°8	34°3
42°5	43°3	44°1	44°8	44°8	42°1	42°2	40°3	36°5	35°1	35°1	34°0	34°5
42°5	43°2	44°1	45°0	44°8	41°9	42°1	40°5	36°2	34°8	34°8	34°2	34°5
42°6	43°3	44°0	44°7	44°1	41°8	42°0	40°1	35°8	34°9	34°4	34°6	34°3
42°6	44°1	44°1	44°0	43°9	42°1	41°9	39°9	35°5	35°6	34°2	34°7	34°4
42°8	44°2	44°3	44°0	43°3	41°6	41°8	39°4	35°5	36°7	34°1	34°7	34°6
42°7	43°3	44°4	44°3	42°7	41°5	41°6	39°0	35°2	37°0	34°1	34°6	34°5
43°5	43°1	45°0	44°2	42°3	41°8	41°6	39°2	34°6	37°1	34°1	34°2	34°3
43°3	43°0	45°0	44°1	42°1	41°7	41°2	39°2	34°6	37°1	33°9	34°2	34°5
43°6	43°1	45°0	44°7	42°3	41°9	41°0	38°8	35°0	36°6	33°9	34°2	34°9
43°7	43°2	45°1	44°9	42°3	42°0	40°7	38°2	35°1	36°2	33°9	34°2	35°1
62°4	62°4	62°8	63°0	63°5	64°0	64°4	64°5	64°3	64°0	63°9	63°9	63°8

VERTICAL FORCE.

Change in the Magnetic moment of the Bar for 1° Fah°. = '00002.

50°1	51°2	51°6	51°9	52°0	52°6	53°1	52°7	52°8	52°5	52°5	52°2	52°2
50°2	51°4	51°6	51°9	52°0	52°6	53°1	52°9	52°8	52°5	52°5	52°2	52°2
50°4	51°4	51°6	52°0	52°0	52°6	53°1	52°9	52°8	52°5	52°5	52°2	51°9
50°4	51°5	51°6	52°1	52°0	52°6	53°1	52°9	52°8	52°5	52°5	52°2	52°0
50°3	51°5	51°6	52°3	52°0	52°6	53°0	52°9	52°8	52°5	52°3	52°2	51°9
50°3	51°5	51°6	52°1	52°3	52°6	53°0	52°9	52°8	52°5	52°3	52°2	51°9
50°3	51°6	51°7	52°0	52°3	52°6	53°0	52°8	52°8	52°5	52°4	52°2	51°9
50°5	51°6	51°8	52°0	52°3	52°7	53°0	52°8	52°7	52°5	52°6	52°2	52°1
50°4	51°6	51°7	51°8	52°4	52°8	53°0	52°8	52°5	52°5	52°6	52°2	52°1
50°7	51°6	51°7	51°8	52°4	52°8	53°0	52°8	52°5	52°5	52°6	52°2	52°1
50°5	51°6	51°7	51°8	52°6	53°1	53°0	52°8	52°5	52°5	52°6	52°2	52°1
62°7	62°9	63°0	63°0	63°3	63°8	64°2	64°3	64°3	64°0	63°9	64°2	64°3

and increasing Horizontal and Vertical Force.

METEOROLOGICAL OBSERVATIONS.

Mean Göttingen Time.			Barometer at 32°.	Thermometer.		Wind.		Extent of Cloudy Sky.	Weather.
D.	H.	M.		Dry.	Wet.	Direction.	Force.		
27	22	0	28°276	60°4	58°8	S.E. by E.	2°7	0°9	Cloudy and fair; cir.-strat. and cum.-strat.
	23	0	28°284	60°3	58°4	S.E. by E.	2°7	1°0	Overcast; fair; cir.-strat.
28	0	0	28°284	60°7	58°7	S.E. by E.	2°6	1°0	Overcast; dull; strat.
	1	0	28°275	63°0	59°6	S.E. by E.	2°7	1°0	Overcast; fair; cir.-strat. and cum.-strat.
	2	0	28°265	62°0	58°3	S.E. by E.	2°7	1°0	Overcast; dull; strat.
	3	0	28°247	61°7	58°6	S.E. by E.	2°4	1°0	Overcast; misty; strat.
	4	0	28°239	60°2	58°0	S.E.	2°5	1°0	Overcast; fair; cir.-strat. and cum.-strat.
	5	0	28°239	60°1	58°1	S.E.	2°5	1°0	Overcast; dull; strat.
	6	0	28°241	59°5	57°2	S.E.	2°8	1°0	Overcast; dull; strat.
	7	0	28°253	59°4	56°8	S.E.	3°0	1°0	Overcast; fair; cir.-strat. and cum. strat.
	8	0	28°267	58°9	56°4	S.E.	2°7	0°4	Fair; moon and stars; cir.-strat. and cum.-strat.
	9	0	28°283	58°4	56°3	S.E.	3°1	0°8	Cloudy; fair; moonlight; cir.-strat. and cum.-strat.

December 23d and 24th.			MAGNETICAL OBSERVATIONS.											
Mean Göttingen Time.			Angular Value of one Scale Division = 0''711.							DECLINATION.				
			10h.	11h.	12h.	13h.	14h.	15h.	16h.	17h.	18h.	19h.	20h.	
M.	s.		Sc. Div.	Sc. Div.	Sc. Div.	Sc. Div.	Sc. Div.	Sc. Div.	Sc. Div.	Sc. Div.	Sc. Div.	Sc. Div.	Sc. Div.	Sc. Div.
0	0		72°0	69°9	69°1	70°0	70°5	69°5	68°1	69°2	69°5	70°0	68°2	
5	0		72°1	69°8	69°0	70°1	70°5	69°6	68°3	69°3	69°6	70°0	68°2	
10	0		72°0	69°5	68°9	70°2	70°8	69°2	68°7	69°5	69°4	70°0	67°9	
15	0		71°7	69°5	68°8	70°2	70°9	69°0	68°9	69°8	69°3	69°9	67°8	
20	0		71°7	69°6	68°8	70°5	70°2	69°0	69°0	69°8	69°4	69°9	67°8	
25	0		71°9	69°5	68°7	70°4	70°0	68°3	69°2	69°7	69°5	69°8	67°6	
30	0		71°9	69°5	68°7	70°2	69°7	68°0	69°2	69°7	69°5	69°7	67°4	
35	0		71°2	69°3	68°8	69°8	69°8	67°9	69°1	69°8	69°6	69°5	67°2	
40	0		71°0	69°2	68°9	69°7	69°7	67°9	69°0	69°8	69°7	69°2	67°0	
45	0		70°9	69°2	69°4	69°9	69°5	67°9	69°0	69°8	69°8	68°9	67°0	
50	0		70°7	69°2	69°8	70°0	69°4	67°8	69°1	69°8	69°9	68°8	66°9	
55	0		70°1	69°2	69°9	70°1	69°6	67°8	69°1	69°9	69°9	68°7	66°8	
			One Scale Division = ''00021 parts of the H. F.							HORIZONTAL FORCE.				
M.	s.													
2	0		33°6	28°5	29°5	34°8	33°5	32°9	32°7	32°9	32°0	32°3	33°6	
7	0		34°1	28°1	29°9	34°2	33°4	32°9	32°4	32°7	32°0	32°6	33°7	
12	0		33°8	28°2	30°2	34°1	33°6	32°2	32°8	32°4	32°2	32°7	33°8	
17	0		33°2	28°4	30°6	34°0	33°4	32°1	32°8	32°4	32°2	32°8	33°7	
22	0		32°9	28°4	30°7	34°0	33°4	32°7	32°8	32°9	32°1	32°9	33°7	
27	0		33°0	28°4	30°6	34°2	33°0	32°7	32°8	32°9	32°1	32°9	33°8	
32	0		32°8	28°4	30°9	34°2	33°0	32°5	32°5	32°8	32°1	33°0	33°8	
37	0		32°0	28°5	30°8	34°0	32°9	32°9	31°9	32°8	32°1	33°1	33°8	
42	0		31°2	28°6	31°2	33°8	32°9	32°5	32°0	32°8	32°1	33°1	34°0	
47	0		30°4	28°9	33°1	33°6	33°0	32°5	32°4	32°5	32°1	33°2	34°0	
52	0		29°6	29°0	34°6	33°5	33°0	32°2	32°7	32°2	32°2	33°4	34°0	
57	0		29°0	29°2	34°8	33°7	32°8	32°3	32°8	32°2	32°3	33°3	34°0	
Thermometer			67°7	67°4	67°2	67°1	66°9	66°9	66°8	66°6	66°2	66°0	66°0	
			One Scale Division = ''00055 parts of the V. F.							VERTICAL FORCE.				
M.	s.													
3	0		50°1	49°0	45°1	45°3	45°3	45°0	44°3	44°3	44°3	44°3	43°4	
8	0		49°6	49°0	45°1	45°3	45°3	45°0	44°3	44°3	44°3	44°3	43°7	
13	0		49°5	49°0	45°1	46°0	45°3	44°6	44°3	44°3	44°3	44°0	43°7	
18	0		49°5	49°2	45°1	45°5	45°0	44°6	44°3	44°3	44°3	44°0	43°8	
23	0		49°5	48°3	45°1	45°5	45°0	44°6	44°3	44°3	44°3	44°0	43°4	
28	0		49°5	46°6	45°2	45°1	45°0	44°6	44°3	44°3	44°3	44°1	43°4	
33	0		49°6	46°8	45°2	45°1	44°9	44°6	44°3	44°3	44°3	44°1	43°4	
38	0		49°5	45°3	45°2	45°1	44°9	44°6	44°3	44°3	44°3	44°1	43°4	
43	0		49°3	45°3	45°2	45°1	45°0	44°3	44°3	44°3	44°3	44°0	43°4	
48	0		49°3	45°1	45°2	45°1	45°0	44°3	44°3	44°3	44°3	44°0	43°4	
53	0		49°3	45°1	45°7	45°1	45°0	44°3	44°3	44°3	44°3	44°0	43°7	
58	0		49°0	45°1	45°7	45°1	45°0	44°3	44°3	44°3	44°3	44°0	43°7	
Thermometer			67°5	67°9	68°0	67°7	67°5	67°3	67°3	67°2	67°1	66°9	66°4	
Increasing Numbers denote decreasing westerly Declination.														
METEOROLOGICAL OBSERVATIONS.														
Mean Göttingen Time.			Barometer at 32°.	Thermometer.		Wind.		Extent of Cloudy Sky.	Weather.					
				Dry.	Wet.	Direction.	Force.							
D.	H.	M.	In.	°	°		lbs.							
23	10	0	28°283	61°3	58°4	Calm.	0°0	1°0	Overcast; faint moonlight; strat.					
	11	0	28°290	60°9	59°4	Calm.	0°0	1°0	Overcast; faint moonlight; strat.					
	12	0	28°292	60°7	58°4	Calm.	0°0	1°0	Overcast; dark; strat.					
	13	0	28°275	60°7	58°5	Calm.	0°0	1°0	Overcast; dark; strat.					
	14	0	28°256	60°3	58°3	Calm.	0°0	1°0	Overcast; dark; strat.					
	15	0	28°244	59°8	56°1	Calm.	0°0	1°0	Overcast; dark; strat.					
	16	0	28°238	59°7	55°3	Calm.	0°0	1°0	Overcast; a few dim stars; cum.-strat.					
	17	0	28°236	60°0	57°2	Calm.	0°0	1°0	Overcast; dark; strat.					
	18	0	28°241	59°6	56°6	Calm.	0°0	1°0	Overcast; fair; strat.					
	19	0	28°259	60°0	57°7	Calm.	0°0	0°9	Cloudy; fair; cir.-strat.					
	20	0	28°275	60°3	58°4	Calm.	0°0	1°0	Overcast; rain; nimbi.					
	21	0	28°294	60°1	58°6	Calm.	0°0	1°0	Overcast; dull; showery; strat.					

MAGNETICAL OBSERVATIONS.

December 23d and 24th.

DECLINATION.

Angular Value of one Scale Division = 0'711.

21h.	22h.	23h.	0h.	1h.	2h.	3h.	4h.	5h.	6h.	7h.	8h.	9h.
Sc. Div. 66°7	Sc. Div. 65°2	Sc. Div. 64°9	Sc. Div. 66°0	Sc. Div. 66°9	Sc. Div. 68°4	Sc. Div. 68°7	Sc. Div. 70°1	Sc. Div. 71°8	Sc. Div. 70°9	Sc. Div. 70°9	Sc. Div. 71°2	Sc. Div. 71°5
66°4	65°0	65°0	66°0	66°9	68°2	68°8	70°4	71°4	70°9	70°9	71°4	72°1
66°3	65°2	65°1	66°1	67°0	68°2	68°7	70°7	71°3	70°9	70°9	71°5	72°1
66°1	65°4	65°2	66°2	66°9	68°3	68°6	70°6	71°5	70°9	70°9	71°5	72°1
66°0	65°1	65°4	66°2	66°9	68°2	68°6	70°8	71°6	70°9	70°7	71°4	72°0
66°1	65°0	65°5	66°1	66°9	68°2	68°9	71°1	71°3	70°9	70°6	71°3	72°1
65°9	65°0	65°7	66°0	67°1	68°2	69°0	71°6	71°5	70°8	70°6	71°3	71°1
65°7	65°0	65°9	66°0	67°4	68°3	69°3	71°8	71°4	70°8	71°0	71°3	72°3
65°6	65°2	65°9	66°1	67°8	68°5	69°3	71°8	71°1	70°8	71°0	71°3	72°2
65°5	65°0	65°9	66°4	68°0	68°7	69°5	71°9	71°0	70°9	71°0	71°3	72°6
65°3	65°1	66°0	66°8	68°1	68°8	69°7	72°0	71°1	70°9	71°1	71°3	72°6
65°5	65°0	66°0	66°9	68°2	68°7	69°9	72°0	71°1	70°9	71°2	71°5	72°6

HORIZONTAL FORCE.

Change in the Magnetic moment of the Bar for 1° Fah°. = '00028.

34°1	34°3	36°0	37°9	39°2	39°6	38°4	36°9	35°6	34°1	33°1	33°8	33°0
34°0	34°6	36°1	38°0	39°7	39°5	38°2	37°1	35°8	33°9	33°1	33°8	32°9
34°0	34°7	36°1	38°0	39°7	39°2	38°1	36°9	35°8	33°1	33°8	33°9	32°9
33°8	34°7	36°1	38°1	39°4	39°2	37°9	37°1	35°9	32°8	33°5	33°8	33°1
33°8	34°4	36°2	38°2	39°5	39°0	38°0	36°9	35°9	32°3	33°7	33°4	33°3
33°8	34°4	36°5	38°2	39°4	38°8	38°0	36°8	35°6	32°1	33°4	33°2	33°2
33°7	34°7	36°9	38°1	39°5	38°9	37°8	36°5	35°8	32°0	33°4	32°8	33°2
33°7	34°8	37°0	38°3	39°7	38°5	37°7	36°1	35°6	32°0	33°9	32°6	33°4
33°7	35°1	37°2	38°7	39°9	38°7	37°4	35°6	35°4	32°2	34°1	32°6	33°7
33°7	35°4	37°2	39°0	39°9	38°6	37°2	35°7	35°3	32°7	34°1	32°5	33°9
33°8	35°7	37°4	39°1	39°9	38°5	37°0	35°6	35°0	32°8	34°0	32°2	33°9
34°0	35°8	37°7	39°2	39°8	38°4	36°9	35°1	34°6	33°1	33°8	32°6	33°6
65°9	65°8	66°0	66°9	67°6	68°3	69°1	69°3	69°3	69°2	69°0	68°8	68°1

VERTICAL FORCE.

Change in the Magnetic moment of the Bar for 1° Fah°. = '00002.

43°3	43°5	44°5	44°9	45°8	46°3	46°9	47°2	46°8	46°3	46°1	45°7	45°3
43°5	43°5	44°5	45°0	45°9	46°3	47°2	47°2	46°8	46°3	46°0	46°0	45°3
43°5	43°5	44°5	45°3	45°9	46°3	47°2	46°8	46°3	46°3	46°0	45°8	45°3
43°5	43°8	44°5	45°3	45°9	46°3	47°2	46°8	46°3	46°3	46°0	45°8	45°3
43°5	43°8	44°5	45°3	45°9	46°3	47°2	46°8	46°3	46°3	46°2	45°8	45°3
43°5	43°8	44°7	45°3	45°9	46°3	47°2	46°8	46°3	46°3	46°1	45°8	45°3
43°3	43°8	44°7	45°3	46°1	46°3	47°2	46°8	46°3	46°3	46°1	45°5	45°3
43°3	43°8	44°7	45°5	46°2	46°7	47°2	46°8	46°3	46°2	46°1	45°5	45°3
43°3	44°1	44°7	45°5	46°2	46°7	47°2	46°8	46°3	46°2	46°1	45°5	45°4
43°3	44°1	44°9	45°7	46°3	46°9	47°2	46°8	46°3	46°2	46°1	45°5	45°4
43°3	44°1	44°9	45°7	46°3	46°9	47°2	46°8	46°3	46°1	46°1	45°3	45°4
43°5	44°1	44°9	45°8	46°3	46°9	47°2	45°8	46°3	46°1	46°0	45°3	45°4
66°1	65°7	66°0	66°5	67°2	68°2	68°9	69°0	69°0	68°8	68°5	68°8	68°7

and increasing Horizontal and Vertical Force.

METEOROLOGICAL OBSERVATIONS.

Mean Göttingen Time.			Barometer at 32°.	Thermometer.		Wind.		Extent of Cloudy Sky.	Weather.
D.	H.	M.		Dry.	Wet.	Direction.	Force.		
23	22	0	28°300	61°9	59°7	Calm.	0°0	0°8	Cloudy ; fair ; sun ; cir.-strat.
	23	0	28°302	63°0	60°5	Calm.	0°0	0°9	Nearly overcast ; fair ; cir.-strat. and cum.-strat.
24	0	0	28°300	64°4	60°0	Calm.	0°0	0°9	Nearly overcast ; fair ; cir.-strat. and cum.-strat.
	1	0	28°287	65°7	61°0	S.E. by S.	0°2	0°9	Cloudy ; fine ; cir.-strat. and cum.-strat.
	2	0	28°280	67°1	60°8	S.E. by S.	0°1	0°8	Cloudy ; fair ; cir.-strat. and cum.-strat.
	3	0	28°263	66°4	60°7	S.E. by S.	0°1	0°8	Cloudy ; fair ; cir.-strat. and cum.-strat.
	4	0	28°245	64°8	60°7	S.E. by S.	0°1	0°8	Cloudy ; fair ; sun ; cir.-strat. and cum.-strat.
	5	0	28°240	63°6	60°2	S.E.	0°1	1°0	Overcast and fair ; cir.-strat. and cum.-strat.
	6	0	28°249	63°1	59°1	S.E. by S.	0°1	0°9	Nearly overcast ; fair ; cum.-strat. and cir.-strat.
	7	0	28°254	62°4	59°3	S.E.	0°1	0°9	Nearly overcast ; fair ; cir.-strat. and cum.-strat.
	8	0	28°267	61°7	59°7	S.E.	0°1	1°0	Overcast ; fair ; cir.-strat.
	9	0	28°285	61°2	59°0	S.E.	0°1	1°0	Overcast ; fair ; moonlight ; cir.-strat. and cum.-strat.

January 20th and 21st.		MAGNETICAL OBSERVATIONS.										
Mean Göttingen Time.		Angular Value of one Scale Division = 0° 711.					DECLINATION.					
		10h.	11h.	12h.	13h.	14h.	15h.	16h.	17h.	18h.	19h.	20.
M.	s.	Sc. Div.	Sc. Div.	Sc. Div.	Sc. Div.	Sc. Div.	Sc. Div.	Sc. Div.	Sc. Div.	Sc. Div.	Sc. Div.	Sc. Div.
0	0	70° 9	69° 9	70° 1	69° 5	69° 3	69° 0	69° 0	68° 5	68° 6	68° 8	65° 6
5	0	70° 5	69° 9	70° 1	69° 4	69° 2	68° 9	68° 7	68° 3	68° 6	68° 9	65° 6
10	0	70° 3	69° 9	69° 8	69° 1	69° 2	68° 9	68° 7	68° 4	68° 3	69° 0	65° 2
15	0	70° 2	69° 9	69° 8	69° 1	69° 2	68° 9	68° 7	68° 5	68° 6	68° 9	65° 1
20	0	70° 2	69° 8	69° 8	69° 1	69° 2	68° 9	68° 8	68° 5	68° 1	68° 8	64° 5
25	0	70° 2	69° 8	69° 9	69° 2	69° 2	68° 9	68° 8	68° 3	68° 0	68° 7	64° 1
30	0	70° 3	69° 9	69° 9	69° 3	69° 3	68° 9	68° 9	68° 1	68° 2	68° 3	63° 9
35	0	70° 2	69° 9	69° 9	69° 3	69° 1	69° 4	68° 7	68° 0	68° 2	68° 1	63° 3
40	0	70° 1	70° 0	69° 8	69° 3	69° 1	69° 1	68° 5	67° 9	68° 6	67° 8	63° 1
45	0	70° 1	70° 0	69° 8	69° 4	69° 1	69° 1	68° 5	67° 7	68° 8	67° 3	63° 1
50	0	70° 0	70° 2	69° 6	69° 3	69° 1	69° 0	68° 4	68° 0	68° 5	66° 9	62° 8
55	0	70° 0	70° 2	69° 6	69° 3	69° 0	69° 0	68° 5	68° 2	68° 6	66° 1	62° 9

		One Scale Division = .00021 parts of the H. F.					HORIZONTAL FORCE.					
M.	s.											
2	0	30° 2	32° 7	33° 8	33° 4	36° 1	34° 9	35° 3	35° 8	36° 1	37° 8	40° 3
7	0	30° 0	32° 9	33° 4	33° 6	36° 0	34° 8	35° 1	35° 8	36° 3	38° 2	40° 3
12	0	30° 0	33° 2	33° 2	33° 5	35° 9	34° 8	35° 2	35° 9	36° 4	38° 3	40° 6
17	0	30° 1	33° 1	33° 4	33° 6	35° 9	34° 9	35° 5	35° 6	36° 6	38° 7	40° 9
22	0	30° 2	33° 1	33° 3	34° 0	35° 9	34° 9	35° 4	35° 3	36° 8	39° 0	41° 9
27	0	30° 6	33° 2	33° 5	34° 5	35° 9	35° 0	35° 3	35° 4	36° 9	39° 2	42° 1
32	0	31° 3	33° 8	33° 3	35° 0	35° 0	35° 3	35° 2	35° 2	36° 8	39° 5	42° 1
37	0	31° 9	34° 0	33° 6	35° 1	35° 0	35° 1	35° 3	35° 3	36° 9	39° 4	42° 1
42	0	31° 9	34° 2	33° 5	35° 9	34° 9	35° 1	35° 3	35° 3	37° 1	39° 8	42° 1
47	0	32° 0	34° 1	33° 3	35° 9	34° 9	35° 1	35° 3	35° 1	37° 3	40° 0	42° 1
52	0	32° 0	33° 9	33° 2	36° 1	34° 9	35° 1	35° 5	35° 2	37° 7	39° 8	42° 1
57	0	32° 4	33° 9	33° 5	36° 1	34° 9	35° 2	35° 7	35° 9	37° 8	40° 2	41° 9

Thermometer		68° 3	68° 1	68° 0	67° 9	67° 9	67° 9	67° 8	67° 6	67° 4	67° 4	67° 0
-------------	--	-------	-------	-------	-------	-------	-------	-------	-------	-------	-------	-------

		Induction Inclinometer, one Sc. Div. a P = 0° 25.					R. inappreciable.					
M.	s.											
1	0	20° 4	20° 4	20° 2	20° 3	20° 5	20° 4	20° 4	20° 6	20° 5	20° 5	20° 7
6	0	20° 5	20° 4	20° 1	20° 3	20° 6	20° 4	20° 7	20° 6	20° 4	20° 4	20° 4
11	0	20° 6	20° 4	20° 4	20° 3	20° 5	20° 4	20° 7	20° 6	20° 6	20° 3	20° 8
16	0	20° 5	20° 4	20° 4	20° 3	20° 4	20° 4	20° 7	20° 8	20° 3	20° 4	20° 6
21	0	20° 6	20° 4	20° 4	20° 3	20° 5	20° 4	20° 7	20° 8	20° 5	20° 4	20° 9
26	0	20° 7	20° 4	20° 3	20° 4	20° 7	20° 4	20° 6	20° 7	20° 4	20° 4	20° 9
31	0	20° 7	20° 4	20° 3	20° 4	20° 5	20° 4	20° 4	20° 6	20° 5	20° 4	20° 6
36	0	20° 4	20° 4	20° 3	20° 5	20° 4	20° 1	20° 5	20° 5	20° 7	20° 3	21° 0
41	0	20° 4	20° 3	20° 3	20° 4	20° 4	20° 4	20° 6	20° 5	20° 6	20° 5	20° 8
46	0	20° 4	20° 4	20° 3	20° 3	20° 4	20° 4	20° 6	20° 7	20° 5	20° 6	20° 8
51	0	20° 4	20° 4	20° 4	20° 4	20° 4	20° 5	20° 6	20° 6	20° 7	20° 5	21° 0
56	0	20° 3	20° 4	20° 4	20° 4	20° 5	20° 4	20° 6	20° 8	20° 6	20° 7	20° 7

Thermometer		68° 0	68° 0	68° 0	67° 9	67° 9	67° 9	67° 8	67° 4	67° 2	67° 2	67° 1
-------------	--	-------	-------	-------	-------	-------	-------	-------	-------	-------	-------	-------

Increasing Numbers denote decreasing westerly Declination.

METEOROLOGICAL OBSERVATIONS.

Mean Göttingen Time.			Barometer at 32°.	Thermometer.		Wind.		Extent of Cloudy Sky.	Weather.
				Dry.	Wet.	Direction.	Force.		
D.	H.	M.	In.	°	°		lbs.		
20	10	0	28° 160	63° 7	61° 0	S.E.	—	0° 9	Cloudy; moonlight; fair; cir.-cum.; cir.-strat.
	11	0	28° 166	63° 3	61° 0	S.E.	—	1° 0	Overcast; very dark; strat.
	12	0	28° 157	63° 3	61° 3	S.E.	—	1° 0	Overcast; very dark; strat.
	13	0	28° 143	63° 2	61° 6	E. by S.	—	1° 0	Overcast; dark; showery; strat.
	14	0	28° 121	63° 1	61° 7	E. by S.	—	1° 0	Overcast; dark; strat.
	15	0	28° 113	63° 0	61° 8	S.E. by E.	—	1° 0	Overcast; dark; strat.
	16	0	28° 119	62° 5	60° 3	S.E. by E.	—	1° 0	Overcast; dark; strat.
	17	0	28° 131	62° 2	60° 2	E.S.E.	—	1° 0	Overcast; very dark; strat.
	18	0	28° 143	61° 9	61° 0	E. by S.	—	1° 0	Overcast; fair; strat.
	19	0	28° 154	62° 2	60° 7	E.S.E.	—	0° 9	Cloudy; fair; cir.-strat.
	20	0	28° 167	63° 4	62° 2	S.E. by E.	—	1° 0	Overcast; misty; strat.
	21	0	28° 174	64° 0	63° 3	E.S.E.	—	1° 0	Overcast; misty; strat.

MAGNETICAL OBSERVATIONS.

January 20th and 21st.

DECLINATION.

Angular Value of one Scale Division = 0°711.

21h.	22h.	23h.	0h.	1h.	2h.	3h.	4h.	5h.	6h.	7h.	8h.	9h.
Sc. Div. 62°6	Sc. Div. 62°8	Sc. Div. 64°5	Sc. Div. 67°2	Sc. Div. 71°0	Sc. Div. 70°5	Sc. Div. 72°9	Sc. Div. 71°1	Sc. Div. 68°5	Sc. Div. 66°1	Sc. Div. 66°8	Sc. Div. 69°5	Sc. Div. 70°5
62°5	62°8	64°9	67°7	71°2	70°5	73°0	71°0	68°2	66°1	66°9	69°9	70°6
62°5	62°9	65°1	68°0	71°4	70°5	73°0	70°5	68°0	65°9	67°2	69°9	70°8
62°6	63°0	65°6	68°2	71°4	70°5	72°7	70°5	67°8	65°8	67°5	70°1	70°8
62°6	63°0	66°0	68°8	71°3	70°7	72°6	70°5	67°5	66°0	67°8	70°4	70°8
62°5	63°0	66°0	69°0	71°1	70°7	72°5	70°1	67°2	66°0	68°0	70°5	70°9
62°4	63°0	66°1	69°0	70°9	71°4	72°1	70°0	66°9	66°1	68°1	70°4	70°9
62°4	63°1	66°1	69°1	70°5	71°5	72°1	69°6	66°9	66°2	68°5	70°4	70°9
62°4	63°2	66°2	69°6	70°5	71°7	72°1	69°4	66°9	66°3	68°7	70°3	70°9
62°6	63°8	66°4	70°1	70°4	72°0	72°0	69°0	66°8	66°4	68°9	70°3	70°9
62°5	64°0	66°8	70°6	70°3	72°4	71°9	69°0	66°2	66°4	69°0	70°4	70°9
62°7	64°2	67°0	70°9	70°5	72°6	71°6	68°9	66°2	66°7	69°1	70°3	70°8

HORIZONTAL FORCE.

Change in the Magnetic moment of the Bar for 1° Fah°. = °00028.

41°3	44°0	45°0	45°4	43°7	38°9	34°2	30°8	30°9	29°8	29°7	29°2	30°0
41°1	44°1	45°0	45°2	43°4	38°7	34°1	30°2	30°8	29°8	29°8	29°3	30°4
41°4	44°1	45°2	45°0	43°1	38°1	33°8	31°0	30°1	29°8	29°9	29°4	30°9
42°2	44°2	45°8	44°7	43°0	37°9	33°5	31°2	30°0	30°0	29°9	29°5	31°0
42°8	44°6	46°0	44°3	42°7	37°1	33°0	31°2	30°0	30°0	29°8	29°5	31°0
42°9	44°8	46°0	44°2	41°7	37°0	32°5	31°1	30°0	30°2	29°7	29°5	30°9
43°1	44°9	46°0	44°2	41°1	36°8	32°0	31°0	29°9	30°2	29°4	29°4	30°9
43°4	44°4	46°0	43°9	40°4	36°4	31°6	31°0	29°9	30°4	29°4	29°3	30°5
43°4	44°7	46°0	44°2	39°6	35°9	31°2	31°9	29°9	30°2	29°3	29°5	30°2
43°7	44°8	45°9	44°3	39°5	35°2	31°0	31°1	29°9	30°1	29°2	29°5	30°0
43°8	44°3	45°7	44°3	39°3	35°0	30°5	31°9	29°9	30°0	29°2	29°6	29°9
43°9	44°8	45°8	45°0	39°2	34°8	30°8	31°0	29°9	29°9	29°3	29°8	29°8
67°0	67°1	67°7	68°1	68°7	69°1	69°9	70°4	70°8	70°8	70°9	70°9	70°8

Induction Inclinometer, one Sc. Div. a P = 0°25.

R. inappreciable.

20°7	20°5	20°6	20°4	19°5	20°4	20°2	20°7	21°0	21°2	21°0	20°8	20°6
20°8	20°5	20°5	20°2	19°6	20°5	20°2	20°6	21°1	21°1	21°1	20°5	20°5
20°8	20°5	20°5	20°2	19°8	20°7	20°1	20°9	21°1	21°0	21°1	20°5	20°5
20°8	20°5	20°5	20°3	19°9	20°7	20°3	20°9	21°3	21°1	20°8	20°6	20°5
20°7	20°5	20°3	19°9	19°7	20°5	20°2	20°9	21°0	21°1	20°7	20°5	20°5
20°7	20°5	20°3	20°1	19°9	20°5	20°1	21°0	21°1	21°1	20°8	20°8	20°4
20°8	20°5	20°4	20°2	19°9	20°0	20°5	20°9	21°2	21°0	21°0	20°5	20°5
20°7	20°9	20°4	20°1	20°0	20°0	20°4	20°9	21°2	21°1	20°7	20°3	20°5
20°8	20°9	20°5	20°0	20°2	20°4	20°5	20°9	21°1	21°1	20°7	20°7	20°6
20°6	20°5	20°4	19°7	20°3	20°3	20°5	21°1	20°9	21°1	20°6	20°7	20°6
20°7	20°4	20°3	19°7	20°6	20°1	20°5	21°0	21°3	21°1	20°7	20°7	20°4
20°6	20°5	20°3	19°6	20°8	20°2	20°6	20°9	21°2	20°9	21°0	20°7	20°5
67°0	67°1	67°8	68°2	68°7	69°1	70°0	70°1	70°3	70°5	70°5	70°1	70°1

and increasing Horizontal Force and Inclination.

METEOROLOGICAL OBSERVATIONS.

Mean Göttingen Time.			Barometer at 32°.	Thermometer.		Wind.		Extent of Cloudy Sky.	Weather.
D.	H.	M.		Dry.	Wet.	Direction.	Force		
			In.	°	°		lbs.		
20	22	0	28°177	64°9	63°2	East	0°0	1°0	Overcast and gloomy; strat.
	23	0	28°177	66°4	64°0	East	0°0	1°0	Overcast; fair; cir.-cum. and strat.
21	0	0	28°176	67°3	64°7	East	0°0	1°0	Overcast and gloomy; strat.
	1	0	28°170	68°5	65°5	E.N.E.	0°0	1°0	Overcast and gloomy; strat.
	2	0	28°166	69°0	65°9	E.N.E.	0°0	1°0	Overcast; misty; strat.
	3	0	28°154	69°6	65°2	E.N.E.	0°0	1°0	Overcast; misty; strat.
	4	0	28°139	68°7	65°4	E. by N.	0°0	1°0	Overcast; misty; strat.
	5	0	28°138	68°6	64°7	S.E.	0°0	1°0	Overcast; fair; strat.
	6	0	28°146	68°0	64°4	S.E. by S.	0°0	0°6	Cloudy; fair; cir.; cir.-cum. and strat.
	7	0	28°162	66°7	63°7	S.E. by S.	0°0	1°0	Overcast; misty; strat.
	8	0	28°179	65°4	63°4	S.E. by S.	0°0	1°0	Overcast; thick mist; strat.
	9	0	28°204	65°0	63°2	S.E. by S.	0°0	1°0	Overcast; mist and rain; nim.

February 26th and 27th.			MAGNETICAL OBSERVATIONS.										
Mean Göttingen Time.			Angular Value of one Scale Division = 0°711.						DECLINATION.				
			10h.	11h.	12h.	13h.	14h.	15h.	16h.	17h.	18h.	19h.	20h.
M.	s.		Sc. Div.	Sc. Div.	Sc. Div.	Sc. Div.	Sc. Div.	Sc. Div.	Sc. Div.	Sc. Div.	Sc. Div.	Sc. Div.	Sc. Div.
0	0		67·5	67·1	67·5	66·4	66·6	66·9	67·0	66·9	67·2	66·8	64·7
5	0		67·3	67·0	67·4	66·7	66·6	67·0	67·0	67·0	67·3	66·8	64·3
10	0		67·5	67·1	67·3	66·7	66·6	67·0	67·0	67·0	67·3	66·8	64·0
15	0		67·6	67·2	67·3	66·7	66·6	67·1	67·0	67·0	67·3	66·8	63·9
20	0		67·4	67·5	67·1	66·7	66·5	67·2	67·0	67·1	67·4	66·8	63·5
25	0		67·3	67·5	67·1	66·8	66·6	67·2	66·9	67·1	67·3	66·7	63·2
30	0		67·2	67·5	67·0	66·9	66·8	67·2	67·0	67·1	67·5	66·2	65·1
35	0		67·2	67·5	66·9	66·9	66·9	67·2	67·1	67·1	67·4	66·1	63·0
40	0		67·2	67·7	66·7	66·9	66·9	67·2	67·0	67·0	67·5	65·8	62·8
45	0		67·3	67·7	66·6	66·8	67·0	67·2	67·0	67·1	67·4	65·6	62·7
50	0		67·4	67·7	66·4	66·9	66·8	67·1	67·0	67·1	67·5	65·1	62·6
55	0		67·2	67·7	66·6	66·8	66·8	67·1	66·9	67·2	67·4	64·8	62·5

M. s.		One Scale Division = '00021 parts of the H. F.						HORIZONTAL FORCE.				
		10h.	11h.	12h.	13h.	14h.	15h.	16h.	17h.	18h.	19h.	20h.
2	0	25·0	26·2	26·2	24·9	24·0	25·9	26·0	25·9	25·3	25·6	26·0
7	0	25·1	27·0	25·7	24·9	24·0	25·9	26·0	25·8	25·3	25·8	26·1
12	0	25·1	27·5	25·3	24·9	24·2	26·0	26·1	25·7	25·3	25·8	26·2
17	0	25·0	27·7	25·1	24·9	24·5	26·1	26·1	25·7	25·3	25·8	26·4
22	0	24·9	27·7	24·9	25·0	24·9	26·2	26·0	25·7	25·2	25·9	26·6
27	0	24·8	27·7	24·9	25·0	25·0	26·2	26·1	25·6	25·3	25·9	26·8
32	0	24·8	27·9	25·0	25·0	25·0	26·2	26·0	25·6	25·4	25·9	26·8
37	0	24·9	27·8	24·9	25·0	25·0	26·2	26·0	25·5	25·6	25·9	27·0
42	0	25·0	27·3	24·9	24·5	25·3	26·3	25·9	25·5	25·5	26·0	27·2
47	0	25·3	27·0	24·8	24·4	25·4	26·2	25·9	25·4	25·6	26·0	27·2
52	0	25·6	26·7	24·9	24·0	25·7	26·2	26·9	25·5	25·8	25·8	27·3
57	0	26·0	26·5	24·9	24·0	25·9	26·1	25·9	25·4	25·6	25·9	27·2

Thermometer			71·1	71·1	71·0	71·0	71·3	71·0	70·9	70·9	70·8	70·6	70·5
M.	s.		Induction Inclinometer, One Scale Division a P. = '025. R. inappreciable.										
1	0		21·8	22·2	22·2	22·3	22·3	22·3	22·3	22·3	22·4	22·4	23·0
6	0		22·2	22·3	22·1	22·0	22·4	22·3	22·3	22·3	22·4	22·4	23·0
11	0		22·1	22·2	22·1	22·2	22·4	22·3	22·3	22·3	22·5	23·1	23·0
16	0		22·2	22·2	22·1	22·2	22·3	22·3	22·3	22·3	22·4	22·5	23·1
21	0		22·1	22·1	22·1	22·2	22·2	22·3	22·3	22·3	22·4	23·0	22·9
26	0		22·2	22·0	22·1	22·2	22·4	22·3	22·4	22·4	22·5	23·0	23·0
31	0		22·2	22·3	22·2	22·2	22·3	22·3	22·3	22·4	22·3	23·1	23·0
36	0		22·2	22·3	22·1	22·2	22·2	22·3	22·3	22·4	22·4	23·2	22·8
41	0		22·2	22·1	22·1	22·2	22·3	22·3	22·4	22·5	22·3	23·2	22·8
46	0		22·2	22·2	22·1	22·3	22·2	22·2	22·3	22·4	22·4	23·1	22·8
51	0		22·1	22·1	22·3	22·2	22·3	22·2	22·3	22·4	22·3	23·0	22·8
56	0		22·1	22·1	22·1	22·3	22·3	22·2	22·4	22·4	22·3	22·9	22·8

Increasing Numbers denote decreasing Westerly Declination.

METEOROLOGICAL OBSERVATIONS.									
Mean Göttingen Time.			Barometer at 32°.	Thermometer.		Wind.		Extent of Cloudy Sky.	Weather.
				Dry.	Wet.	Direction.	Force.		
D.	H.	M.	In.	°	°		lbs.		
26	10	0	28·284	66·6	65·5	S.E. by E.	2·3	1·0	Overcast; thick mist; strat.
	11	0	28·277	66·4	64·8	S.E.	2·3	1·0	Overcast; fair; strat.
	12	0	28·276	65·6	64·2	S.E. by S.	2·7	1·0	Overcast; fair; strat.
	13	0	28·266	65·3	64·8	S.E. by S.	2·8	1·0	Overcast; fair; strat.
	14	0	28·256	65·1	63·8	S.E. by S.	2·9	1·0	Overcast; fair; strat.
	15	0	28·241	65·0	63·4	S.E. by S.	3·0	1·0	Overcast; misty; strat.
	16	0	28·233	65·0	64·1	S.E. by S.	2·8	1·0	Overcast; misty; strat.
	17	0	28·239	64·7	63·8	S.E. by S.	2·8	1·0	Overcast; dark; strat.
	18	0	28·236	64·6	63·9	S.E. by S.	2·7	1·0	Overcast; dark; strat.
	19	0	28·248	64·7	64·4	S.E. by S.	2·7	1·0	Overcast; heavy rain; nim.
	20	0	28·262	64·7	64·1	S.E.	2·7	1·0	Overcast; dull; shower; strat.
	21	0	28·272	65·0	64·3	S.E.	2·7	0·8	Cloudy; fair; cum. and strat.

MAGNETICAL OBSERVATIONS.

February 26th and 27th.

DECLINATION.

Angular Value of one Scale Division = 0'711.

21h.	22h.	23h.	0h.	1h.	2h.	3h.	4h.	5h.	6h.	7h.	8h.	9h.
62°3	61°9	62°9	64°8	66°8	68°7	68°3	69°1	68°9	67°0	67°1	66°5	66°8
62°2	61°9	62°9	64°7	67°0	68°6	68°6	68°9	68°8	67°0	67°0	66°6	66°9
62°1	62°1	63°0	64°8	67°1	68°5	68°8	69°0	68°5	67°0	66°9	66°6	66°9
62°0	62°0	63°1	64°9	67°2	68°5	69°0	69°0	68°3	67°2	66°9	66°6	67°0
62°0	62°2	63°1	64°9	67°5	68°6	68°8	69°0	68°2	67°1	66°9	66°6	67°1
61°9	22°2	63°5	64°9	67°8	68°4	69°0	69°1	68°0	67°1	66°8	66°7	67°1
61°7	22°2	63°7	65°0	67°9	68°4	69°0	68°9	68°0	67°1	66°8	66°7	67°2
61°8	62°3	63°9	65°0	68°1	68°3	69°0	68°9	67°8	67°1	66°8	66°7	67°2
61°8	62°4	64°0	65°5	68°2	68°2	69°0	69°0	67°4	67°0	66°7	66°7	67°3
61°8	62°5	64°2	65°9	68°2	68°3	69°0	69°0	67°2	66°9	66°7	66°7	67°3
61°9	62°6	64°6	66°1	68°3	68°3	69°0	69°0	67°3	67°0	66°6	66°8	67°3
61°8	62°8	64°8	66°4	68°5	68°3	69°0	69°0	67°2	67°1	66°6	66°8	67°3

HORIZONTAL FORCE.

Change in the Magnetic moment of the Bar for 1° Fah°. = '00028.

27°2	28°7	30°6	31°4	32°8	32°3	31°8	29°8	27°2	25°8	25°6	25°7	26°5
27°2	28°8	30°6	31°3	32°8	32°3	31°6	29°4	27°0	25°5	25°5	25°9	26°9
27°2	28°9	30°7	31°8	32°9	32°4	31°4	29°1	27°0	25°3	25°7	25°9	27°0
27°2	29°0	30°5	31°9	32°8	32°4	31°0	29°0	26°8	25°3	25°8	26°0	27°1
27°3	29°2	30°6	31°9	32°8	32°3	31°0	28°8	26°8	25°4	25°8	26°0	27°1
27°6	29°2	30°8	31°9	32°8	32°3	31°0	28°8	26°4	25°4	25°8	26°0	27°0
27°9	29°6	30°6	31°9	32°8	32°4	31°0	28°4	26°2	25°4	25°8	26°0	27°0
28°0	30°1	30°6	31°9	32°8	32°3	30°8	28°2	26°2	25°4	25°8	25°9	27°2
28°1	30°1	30°9	31°9	32°8	32°2	30°4	27°9	26°0	25°2	25°8	26°0	27°4
28°3	30°1	31°0	32°1	32°4	32°0	30°0	28°0	26°0	25°2	25°8	26°0	27°6
28°5	30°2	31°1	32°3	32°4	32°0	29°9	27°8	26°0	25°5	25°8	26°1	27°5
28°6	30°2	31°6	32°6	32°3	31°9	29°7	27°5	25°8	25°7	25°6	26°1	27°4

70°3	70°3	70°5	70°9	71°0	71°5	71°8	71°8	71°6	71°3	71°1	71°0	71°0
------	------	------	------	------	------	------	------	------	------	------	------	------

Induction Inclinator, one Sc. Div. a P. = 0'25.

R. inappreciable.

22°9	22°7	22°7	22°6	22°7	22°8	22°8	23°0	22°6	22°6	22°8	22°8	22°7
22°9	22°9	22°8	22°7	22°9	22°9	22°7	22°9	22°6	22°6	22°6	22°7	22°7
22°9	22°8	22°9	22°7	23°0	23°0	22°7	22°8	22°8	22°6	22°6	22°7	22°8
22°9	23°0	23°0	22°7	22°9	22°9	22°5	22°7	22°9	22°7	22°6	22°7	22°8
22°8	22°9	23°1	22°7	22°9	22°8	22°6	22°6	22°6	22°9	22°6	22°7	22°7
22°7	22°9	22°8	22°7	22°8	22°9	22°5	22°5	22°7	22°9	22°7	22°6	22°8
22°7	22°9	22°7	22°9	23°1	22°9	22°7	22°7	22°6	22°9	22°6	22°7	22°8
22°6	22°9	22°6	23°1	23°0	22°9	22°8	22°7	22°5	22°8	22°6	22°7	22°9
22°6	22°9	22°9	22°8	22°9	23°0	22°8	22°6	22°8	22°7	22°7	22°7	22°8
22°6	22°8	23°0	22°7	23°0	22°9	22°7	22°7	22°9	22°6	22°7	22°6	22°9
22°6	22°8	22°8	23°0	23°0	22°9	22°8	22°8	22°8	22°8	22°7	22°7	22°8
22°8	22°7	22°7	22°9	23°0	22°9	22°8	22°7	22°6	22°9	22°7	22°6	22°9

70°0	70°1	70°3	70°9	71°0	71°3	71°5	71°3	71°1	71°0	71°0	71°0	71°0
------	------	------	------	------	------	------	------	------	------	------	------	------

and increasing Horizontal Force and Inclination.

METEOROLOGICAL OBSERVATIONS.

Mean Göttingen Time.			Barometer at 32°.	Thermometers.		Wind.		Extent of Cloudy Sky.	Weather.
D.	H.	M.		Dry.	Wet.	Direction.	Force.		
26	22	0	28°286	66°2	65°3	S.E.	2°7	1°0	Overcast and gloomy; cum. and strat.
	23	0	28°286	67°4	66°0	S.E.	2°7	1°0	Overcast; fair; cum. and strat.
27	0	0	28°280	67°1	66°7	S.E.	2°7	1°0	Overcast; mist and rain; nim.
	1	0	28°263	68°0	67°0	S.E.	0°0	1°0	Overcast; fair; cir. cum. and strat.
	2	0	28°247	68°4	66°2	S.E.	0°0	1°0	Overcast; hazy; strat.
	3	0	28°227	67°0	65°6	S.E.	0°0	1°0	Overcast; mist and rain; nim.
	4	0	28°203	66°8	65°4	S.E.	0°0	1°0	Overcast; heavy rain; nim.
	5	0	28°195	65°5	64°4	S.E. by S.	0°0	1°0	Overcast; rain; nim.
	6	0	28°196	65°8	64°8	S.E. by S.	0°0	1°0	Overcast; showery; strat.
	7	0	28°211	66°0	64°6	S.E. by S.	0°0	1°0	Overcast; gloomy; cir.-cum. and strat.
	8	0	28°227	65°7	64°4	S.E. by S.	0°0	1°0	Overcast; misty; strat.
	9	0	28°245	65°6	64°6	S.E. by S.	0°2	1°0	Overcast; haze; strat.

March 24th and 25th.			MAGNETICAL OBSERVATIONS.										
Mean Göttingen Time.			Angular Value of one Scale Division = 0'712.						DECLINATION.				
			10h.	11h.	12h.	13h.	14h.	15h.	16h.	17h.	18h.	19h.	20h.
M.	S.		Sc. Div.	Sc. Div.	Sc. Div.	Sc. Div.	Sc. Div.	Sc. Div.	Sc. Div.	Sc. Div.	Sc. Div.	Sc. Div.	Sc. Div.
0	0		66'3	65'6	67'0	66'0	65'9	65'8	66'1	66'9	67'1	68'1	65'7
5	0		66'2	65'7	67'0	66'1	65'8	65'9	66'0	67'0	67'1	68'1	65'1
10	0		66'2	65'9	67'0	66'2	65'4	65'9	65'9	67'0	67'2	68'1	65'0
15	0		66'2	66'0	67'0	66'2	65'3	66'0	66'2	67'0	67'4	68'2	64'8
20	0		66'2	66'8	66'9	66'0	65'3	66'1	66'6	67'1	67'5	68'1	64'4
25	0		66'1	67'1	66'6	66'0	65'2	66'1	66'7	67'2	67'7	68'1	64'1
30	0		66'0	67'5	66'3	66'3	65'7	66'2	66'7	67'1	67'6	68'0	63'8
35	0		65'9	67'8	66'1	66'0	65'8	66'2	66'7	67'2	67'8	67'5	63'9
40	0		65'8	67'8	66'3	66'0	65'8	66'2	66'5	67'1	67'9	67'1	63'8
45	0		65'8	67'5	66'2	66'0	65'9	66'2	66'8	67'1	68'0	66'8	63'3
50	0		65'7	67'2	66'1	66'0	65'9	66'1	66'8	67'0	68'0	66'5	63'5
55	0		65'6	67'1	66'2	65'8	65'9	66'1	66'8	67'0	68'1	65'9	63'3

M. S.		One Scale Division = '00021 parts of the H. F.						HORIZONTAL FORCE.					
		10h.	11h.	12h.	13h.	14h.	15h.	16h.	17h.	18h.	19h.	20h.	
2	0	24'0	23'8	26'0	24'5	24'5	24'8	24'8	24'9	24'5	25'8	26'0	
7	0	23'7	24'1	25'9	24'2	24'4	24'8	24'8	25'0	24'8	25'8	26'0	
12	0	23'3	25'8	25'9	24'1	24'5	24'8	25'0	24'9	24'9	26'0	26'0	
17	0	23'2	27'2	25'5	24'0	24'5	24'8	25'0	24'9	25'0	26'0	26'1	
22	0	23'1	28'0	25'2	24'1	24'8	24'8	24'9	24'9	25'1	26'0	26'1	
27	0	23'0	28'2	25'0	24'4	24'8	24'8	24'9	25'0	25'2	26'1	26'3	
32	0	22'7	28'2	24'9	24'3	24'8	24'8	25'1	25'0	25'3	26'0	26'0	
37	0	22'3	27'9	24'8	24'0	24'8	25'0	24'9	24'9	25'3	26'0	26'6	
42	0	22'2	27'4	24'6	24'3	24'8	24'9	25'0	24'9	25'3	26'0	26'8	
47	0	22'1	27'1	24'3	24'2	24'8	24'8	25'0	24'9	25'2	25'9	26'8	
52	0	22'6	26'8	24'5	24'3	24'8	24'8	24'9	24'9	25'2	25'9	26'7	
57	0	22'8	26'2	24'5	24'5	24'8	24'8	24'9	24'7	25'2	26'0	26'9	

Thermometer		69'8	69'8	69'8	69'7	69'6	69'4	69'3	69'2	69'1	69'2	69'3
		69'8	69'8	69'8	69'7	69'6	69'4	69'3	69'2	69'1	69'2	69'3

M. S.		Induction Inclinator, one Sc. Div. a P = 0'25.						R. inappreciable.					
		10h.	11h.	12h.	13h.	14h.	15h.	16h.	17h.	18h.	19h.	20h.	
1	0	21'9	21'8	21'6	22'2	22'2	22'2	22'0	21'9	22'1	21'9	21'7	
6	0	21'9	21'8	21'6	22'1	21'9	22'0	22'1	22'0	22'1	21'9	22'8	
11	0	21'9	21'6	21'7	22'0	22'1	22'1	22'3	22'0	22'1	21'9	22'4	
16	0	21'9	22'0	21'5	22'0	22'1	22'1	22'0	22'1	21'9	21'9	22'1	
21	0	21'9	21'7	21'5	22'1	22'2	22'2	21'9	22'1	21'9	21'9	22'3	
26	0	21'9	21'7	21'7	22'1	22'6	22'1	21'9	22'0	21'7	21'9	22'4	
31	0	21'6	21'6	21'9	21'9	22'3	22'1	21'8	22'0	21'8	21'7	22'5	
36	0	21'7	21'3	22'1	22'1	22'3	22'1	21'8	21'9	21'7	21'8	22'3	
41	0	21'7	21'3	22'0	22'1	22'3	22'1	21'9	22'0	21'7	22'1	22'3	
46	0	21'7	21'6	22'0	22'0	22'2	22'1	21'8	22'0	21'8	22'0	22'5	
51	0	21'8	21'8	22'1	22'0	22'1	22'1	21'8	22'1	21'8	22'0	22'3	
56	0	21'8	21'6	22'0	22'1	22'0	22'1	21'9	22'1	21'9	22'2	22'5	

Thermometer		69'5	69'7	69'8	69'8	69'7	69'2	69'1	69'2	69'2	69'2	69'4
		69'5	69'7	69'8	69'8	69'7	69'2	69'1	69'2	69'2	69'2	69'4

Increasing Numbers denote decreasing westerly Declination.

METEOROLOGICAL OBSERVATIONS.

Mean Göttingen Time.			Barometer at 32°.	Thermometers.		Wind.		Extent of Cloudy Sky.	Weather.
				Dry.	Wet.	Direction.	Force.		
D.	H.	M.	In.	°	°		lbs.		
24	10	0	28'192	65'7	64'7	E. by S.	0'0	0'1	Very fine; stars bright; moon; cir.-cum. and strat.
	11	0	28'204	65'1	64'4	E. by S.	0'0	0'4	Fair; moonlight; cir.-cum. and strat.
	12	0	28'209	65'1	64'6	E. by S.	0'0	0'2	Very fine moon; stars bright; cir.-cum. and strat.
	13	0	28'200	65'1	64'3	E. by S.	0'0	0'2	Very fine moon; stars bright; cir.-cum. and strat.
	14	0	28'188	64'8	64'5	E. by S.	0'0	1'0	Overcast; dull; faint moonlight; strat.
	15	0	28'172	64'8	64'4	E. by S.	0'0	1'0	Overcast; dark; misty; strat.
	16	0	28'170	64'8	64'4	S.E. by E.	0'0	1'0	Overcast; dark; wet mist.
	17	0	28'166	64'5	64'6	S.E. by E.	0'0	1'0	Overcast; dark; strat.
	18	0	28'180	64'5	64'1	S.E. by E.	0'0	1'0	Overcast; misty; strat.
	19	0	28'200	64'7	64'5	S.E. by E.	0'0	1'0	Overcast; misty, with showers; strat.
	20	0	28'214	65'2	65'3	S.E. by E.	0'0	0'8	Cloudy; fine; sun; cir.-cum. and strat.
	21	0	28'223	65'7	65'3	S.E.	0'0	0'4	Very fine; sun; cir.-cum. and strat.

MAGNETICAL OBSERVATIONS.

March 24th and 25th.

DECLINATION.

Angular Value of one Scale Division = 0'712.

21h.	22h.	23h.	0h.	1h.	2h.	3h.	4h.	5h.	6h.	7h.	8h.	9h.
63'3	64'2	65'7	67'8	69'3	69'4	68'0	65'7	65'4	66'1	66'3	66'0	65'9
63'4	64'4	65'8	67'9	69'2	69'5	67'8	65'3	65'4	66'2	66'3	66'2	65'9
63'3	64'5	66'0	68'1	69'1	69'3	67'2	65'1	65'3	66'2	66'3	66'2	65'9
63'3	64'8	66'0	68'1	69'0	69'2	67'0	65'0	65'3	66'2	66'3	66'2	65'9
63'4	64'9	66'2	68'5	68'9	69'1	66'8	65'1	65'4	66'2	66'3	66'2	65'9
63'5	64'9	66'6	68'5	69'0	69'0	66'4	65'1	65'8	66'2	66'3	66'2	65'9
63'8	65'0	66'7	68'7	69'1	69'0	66'2	65'1	65'9	66'2	66'5	66'1	65'9
63'8	65'2	66'8	69'0	69'0	68'9	66'1	65'2	66'0	66'2	66'4	66'1	65'9
64'0	65'3	66'9	69'1	69'1	68'8	66'0	65'4	66'0	66'3	66'4	66'0	65'9
64'0	65'6	67'0	69'2	69'1	68'6	65'9	65'4	66'1	66'3	66'3	66'0	65'9
64'0	65'8	67'2	69'1	69'2	68'2	65'9	65'4	66'0	66'2	66'1	65'9	65'9
64'1	65'6	67'6	69'3	69'3	68'0	65'9	65'4	66'1	66'2	66'1	65'9	65'9

HORIZONTAL FORCE.

Change in the Magnetic moment of the Bar for 1° Fah. = '00028.

27'3	29'1	31'2	33'4	33'1	31'8	30'0	26'5	23'1	21'8	21'3	20'3	19'3
27'6	29'3	31'5	33'4	32'9	31'2	29'9	26'1	23'0	21'7	21'3	20'4	19'3
27'3	29'7	31'8	33'4	32'0	31'2	29'4	25'9	23'0	21'6	21'3	20'5	19'2
27'5	29'8	32'0	33'7	31'9	31'0	28'9	25'4	22'9	21'6	21'3	20'6	19'1
27'6	29'9	32'2	33'9	32'1	30'9	28'7	25'0	22'9	21'6	21'3	20'5	19'1
27'9	29'9	32'3	33'9	32'1	30'9	28'7	24'5	22'8	21'7	21'0	20'3	19'1
28'0	30'1	32'3	33'9	32'1	30'8	28'7	24'2	22'5	21'6	21'0	20'2	19'1
28'2	30'3	32'7	33'9	32'1	30'6	28'2	24'0	22'3	21'6	21'0	20'1	19'0
28'4	30'7	32'7	33'9	32'1	30'8	27'9	23'8	22'2	21'5	21'0	20'1	19'0
28'6	30'8	33'0	33'8	32'1	30'4	27'2	23'8	22'0	21'5	21'1	19'8	19'0
28'8	31'0	33'5	33'8	32'0	30'1	27'1	23'6	22'0	21'4	21'1	19'8	19'0
29'0	31'0	33'5	33'6	31'9	29'9	26'9	23'6	21'9	21'3	20'9	19'5	19'1

69'3	69'4	69'8	70'4	71'0	71'9	72'8	73'6	74'2	74'8	74'7	74'4	74'0
------	------	------	------	------	------	------	------	------	------	------	------	------

Induction Inclinometer, one Sc. Div. a P = 0'25.

R. inappreciable.

22'5	22'2	21'8	21'4	21'2	21'3	21'5	22'1	22'3	22'2	22'2	22'2	22'1
22'4	22'1	21'9	21'2	21'3	21'4	21'5	22'7	22'4	22'2	22'1	22'1	22'0
22'4	22'0	21'9	21'2	21'2	21'3	21'9	22'4	22'5	22'2	22'1	22'2	22'0
22'5	21'9	22'0	21'4	21'3	21'4	21'9	22'4	22'4	22'2	22'2	22'2	22'0
22'4	22'1	22'0	21'2	21'4	21'4	21'7	22'4	22'4	22'2	22'2	22'2	22'1
22'4	22'2	21'7	21'3	21'4	21'4	22'1	22'4	22'3	22'2	22'3	22'2	22'1
22'2	22'2	21'7	21'5	21'2	21'3	22'1	22'5	22'3	22'2	22'1	22'2	22'0
22'3	22'1	21'7	21'3	21'3	21'4	22'2	22'5	22'3	22'2	22'2	22'2	22'0
22'2	22'1	21'6	21'2	21'3	21'4	22'2	22'4	22'3	22'1	22'2	22'2	21'9
22'2	21'9	21'7	21'2	21'3	21'5	22'2	22'4	22'2	22'2	22'2	22'2	21'9
22'3	21'7	21'8	21'3	21'3	21'8	22'2	22'4	22'3	22'2	22'3	22'1	21'9
22'2	21'9	21'6	21'2	21'2	21'6	22'2	22'4	22'2	22'3	22'2	22'1	22'0

69'4	69'5	69'9	70'6	71'1	71'9	72'5	73'2	73'9	74'1	73'8	73'2	73'0
------	------	------	------	------	------	------	------	------	------	------	------	------

increasing Horizontal Force, and Inclination.

METEOROLOGICAL OBSERVATIONS.

Mean Göttingen Time.	Barometer at 32°.	Thermometers.		Wind.		Extent of Cloudy Sky.	Weather.
		Dry.	Wet.	Direction.	Force.		
D. H. M.	In.	°	°		lbs.		
24 22 0	28'240	67'1	66'3	E.S.E.	0'0	0'8	Cloudy; fair; sun; fleecy; cir.-cum. and strat.
23 0	28'238	68'1	66'4	E. by S.	0'0	0'8	Cloudy; fair; cir.-cum. and strat.
25 0 0	28'234	69'0	67'0	E. by S.	0'0	0'9	Nearly overcast; fair; cir.-cum. and strat.
1 0	28'218	69'5	68'2	E.N.E.	0'0	0'8	Cloudy; fair; cir. and cum.
2 0	28'195	70'9	68'2	E.N.E.	0'0	0'5	Fine; sun; cir. and cum.
3 0	28'175	72'1	68'2	E.N.E.	0'0	0'7	Cloudy; fine; cir. and cum.
4 0	28'160	72'6	68'6	N.E. by E.	0'0	0'5	Fine; sun; cir.-cum. and strat.
5 0	28'160	72'3	67'5	E. by N.	0'0	0'5	Very fine; sun; cir.-cum. and strat.
6 0	28'166	71'5	67'7	E. by N.	0'0	0'6	Fine; sun; hot; cir.-cum. and strat.
7 0	28'185	69'6	65'9	S.E.	0'0	0'6	Fine; sun; cum. and strat.
8 0	28'198	68'2	65'7	S.E.	0'0	0'4	Cloudy; fair; strat.
9 0	28'212	68'0	66'1	S.E.	0'0	0'0	Overcast; fair; moonlight; strat.

April 21st and 22nd.		MAGNETICAL OBSERVATIONS.										
Mean Göttingen Time.		Angular Value of one Scale Division = 0'712.					DECLINATION.					
		10h.	11h.	12h.	13h.	14h.	15h.	16h.	17h.	18h.	19h.	20h.
M.	s.	Sc. Div.	Sc. Div.	Sc. Div.	Sc. Div.	Sc. Div.	Sc. Div.	Sc. Div.	Sc. Div.	Sc. Div.	Sc. Div.	Sc. Div.
0	0	61'7	62'7	64'7	63'5	65'1	64'9	65'2	65'8	65'7	66'4	66'0
5	0	61'7	63'0	64'7	63'5	65'1	64'9	65'4	65'8	65'7	66'4	65'9
10	0	61'6	63'2	64'3	64'0	65'1	64'9	65'6	65'8	65'9	66'6	65'9
15	0	61'5	64'0	64'0	64'2	65'1	64'9	65'7	65'8	65'9	66'8	65'8
20	0	61'3	64'1	63'8	64'8	65'0	64'8	65'7	65'7	66'0	66'8	65'4
25	0	61'3	64'2	63'8	65'2	65'0	64'8	65'4	65'7	66'0	66'8	65'3
30	0	61'3	64'2	63'6	65'5	65'0	65'0	65'8	65'7	66'0	66'9	65'1
35	0	61'5	64'6	63'3	65'2	65'3	65'0	65'8	65'8	66'0	66'8	64'9
40	0	61'8	64'5	63'2	65'0	65'3	65'0	65'9	65'7	66'0	66'7	64'8
45	0	62'0	64'7	63'1	65'0	65'0	64'9	65'8	65'7	66'0	66'7	64'8
50	0	62'1	64'8	63'0	65'1	65'0	64'9	65'9	65'8	66'0	66'1	64'6
55	0	62'2	64'8	63'3	65'1	64'9	65'1	65'8	65'8	66'2	66'0	64'1

		One Scale Division = '00021 parts of the H. F.					HORIZONTAL FORCE.					
M.	s.	10h.	11h.	12h.	13h.	14h.	15h.	16h.	17h.	18h.	19h.	20h.
2	0	10'5	16'3	20'9	17'4	20'2	20'2	20'0	20'8	21'5	22'8	23'3
7	0	10'8	16'8	20'2	17'5	20'2	20'2	20'0	21'0	21'8	22'9	23'1
12	0	11'0	18'5	20'0	17'8	20'2	20'2	20'0	21'0	21'8	23'0	23'1
17	0	11'1	20'4	19'3	18'5	20'2	19'9	20'0	21'0	22'0	23'0	23'1
22	0	11'1	22'1	18'8	19'5	20'3	19'7	20'0	21'0	22'2	23'1	23'4
27	0	11'7	23'1	18'4	20'0	20'4	19'3	20'1	21'1	22'2	23'0	23'8
32	0	12'3	23'6	18'0	20'0	20'4	19'4	20'1	21'2	22'2	23'0	23'8
37	0	12'8	23'6	17'8	20'2	20'5	19'5	20'2	21'4	22'2	23'0	23'8
42	0	12'8	23'1	17'6	20'5	20'3	19'5	20'5	21'4	22'2	23'1	24'0
47	0	13'1	22'6	17'3	20'6	20'3	19'5	20'3	21'2	22'4	23'1	24'2
52	0	14'4	22'3	17'3	20'7	20'3	19'7	20'5	21'3	22'5	23'1	24'3
57	0	15'2	21'9	17'2	20'5	20'3	19'9	20'4	21'4	22'8	23'2	24'7

Thermometer		70°0	69°9	69°9	69°7	69°6	69°5	69°4	69°2	69°1	69°0	69°0
M.	s.	Induction Inclinometer, one Sc. Div. a P = 0'25.					R. inappreciable.					
1	0	23'6	23'5	23'4	23'3	23'3	23'4	23'6	23'3	23'3	23'3	23'3
6	0	23'5	23'4	23'3	23'5	23'3	23'4	23'6	23'3	23'4	23'3	23'3
11	0	23'6	23'6	23'1	23'4	23'3	23'4	23'5	23'3	23'3	23'2	23'2
16	0	23'6	23'3	23'3	23'5	23'3	23'4	23'4	23'3	23'3	23'1	23'2
21	0	23'6	23'2	23'4	23'5	23'3	23'5	23'4	23'3	23'3	23'3	23'1
26	0	23'6	23'4	23'3	23'5	23'3	23'5	23'6	23'3	23'3	23'4	23'0
31	0	23'5	23'5	23'4	23'4	23'5	23'4	23'4	23'3	23'3	23'3	23'0
36	0	23'6	23'2	23'2	23'3	23'4	23'4	23'4	23'3	23'3	23'2	23'2
41	0	23'3	23'3	23'3	23'4	23'3	23'4	23'4	23'3	23'3	23'3	22'9
46	0	23'3	23'3	23'3	23'4	23'4	23'4	23'4	23'3	23'3	23'1	22'8
51	0	23'6	23'3	23'4	23'3	23'4	23'4	23'3	23'3	23'3	23'3	22'9
56	0	23'5	23'4	23'3	23'3	23'4	23'5	23'3	23'3	23'3	23'3	23'2

Increasing Numbers denote decreasing westerly Declination.

METEOROLOGICAL OBSERVATIONS.

Mean Göttingen Time.			Barometer at 32°.	Thermometers.		Wind.		Extent of Cloudy Sky.	Weather.
				Dry.	Wet.	Direction.	Force.		
D.	H.	M.	In.	°	°		lbs.		
20	10	0	28'319	63'8	62'2	S.E.	0'1	0'9	Nearly overcast; moonlight; cum.-strat.
	11	0	28'318	63'8	62'6	S.E.	0'1	0'8	Light rain; faint moonlight; nim.
	12	0	28'315	63'6	62'3	S.E.	0'1	1'0	Overcast; fair; faint moonlight; strat.
	13	0	28'310	63'7	62'8	S.S.E.	0'1	1'0	Overcast; very dark; strat.
	14	0	28'300	63'2	62'4	S.S.E.	0'1	1'0	Overcast; dark; light rain; nim.
	15	0	28'276	63'0	62'2	S.S.E.	0'1	1'0	Overcast; dark; light rain; nim.
	16	0	28'270	62'5	62'8	E. by N.	0'1	1'0	Overcast; misty with showers; nim.
	17	0	28'257	62'4	61'9	E. by S.	0'1	1'0	Overcast; mist and rain; nim.
	18	0	28'267	62'3	61'7	S.W.	1'0	1'0	Overcast; much haze; strat.
	19	0	28'273	62'3	62'0	S.W.	1'0	1'0	Overcast, with thick fog and heavy rain; nim.
	20	0	28'290	62'0	61'6	W.S.W.	1'2	1'0	Overcast; thick mist; rain; nim.
	21	0	28'313	61'7	61'2	S.E.	1'4	1'0	Overcast; mist and rain; nim.

MAGNETICAL OBSERVATIONS.

April 21st and 22nd.

DECLINATION.

Angular Value of one Scale Division = 0''712.

21h.	22h.	23h.	0h.	1h.	2h.	3h.	4h.	5h.	6h.	7h.	8h.	9h.
Sc. D	Sc. Div.	Sc. Div.	Sc. Div.	Sc. Div.	Sc. Div.	Sc. Div.	Sc. Div.	Sc. Div.	Sc. Div.	Sc. Div.	Sc. Div.	Sc. Div.
64°0	62°9	63°3	65°6	66°3	65°9	65°8	65°3	63°8	62°8	63°3	63°6	63°9
64°1	62°9	63°5	65°8	66°1	65°9	65°7	65°2	63°6	62°8	63°3	63°9	63°8
63°6	62°7	63°8	65°9	66°1	65°6	65°9	65°1	63°4	62°8	63°4	64°0	63°8
63°5	62°8	63°8	65°9	66°1	65°5	65°7	64°9	63°6	62°8	63°5	64°0	63°9
63°2	62°8	64°0	65°7	66°1	65°4	65°7	64°8	63°3	62°8	63°5	64°0	63°9
63°1	62°8	64°1	65°8	66°1	65°5	65°8	64°6	63°0	62°8	63°5	64°0	63°9
63°1	62°8	64°3	66°0	66°1	65°3	65°8	64°5	63°0	63°0	63°2	64°1	63°9
63°0	62°8	64°8	66°1	66°1	65°5	65°8	64°3	62°9	63°2	62°9	64°1	63°9
62°9	63°1	64°9	66°2	66°0	65°5	65°6	64°2	62°6	63°3	62°1	64°1	64°0
62°8	63°2	65°0	66°2	66°0	65°7	65°6	64°1	62°8	63°3	62°5	64°0	63°9
62°8	63°1	65°0	66°2	66°0	65°7	65°4	63°8	62°8	63°5	63°1	64°0	63°9
62°9	63°1	65°1	66°3	66°0	65°6	65°4	63°8	62°6	63°5	—	64°0	63°9

HORIZONTAL FORCE.

Change in the Magnetic moment of the Bar for 1° Fah°. = '00028.

24°7	26°3	29°0	30°0	29°7	27°5	24°0	23°5	23°1	21°3	17°9	22°2	20°0
24°7	26°6	29°0	30°1	29°4	27°0	23°8	23°5	23°3	21°3	17°3	22°0	20°0
24°8	26°9	29°1	30°4	29°2	26°4	23°7	23°5	23°5	20°8	17°3	21°4	19°8
24°9	27°0	29°2	30°2	29°1	25°9	23°5	23°5	23°5	20°5	18°2	21°1	19°7
25°0	27°3	29°4	30°1	29°1	25°7	22°6	23°5	23°5	20°0	18°2	21°0	19°7
25°5	27°5	29°6	30°0	29°0	25°3	24°0	23°3	23°3	19°8	17°9	21°0	19°9
25°6	27°8	29°7	30°0	28°9	25°0	24°0	23°0	23°0	19°3	17°9	20°8	20°0
25°7	28°0	29°8	29°9	28°9	24°9	23°9	22°8	22°4	18°9	18°1	20°2	20°0
25°8	28°2	29°8	30°0	28°8	24°6	23°5	22°8	22°0	18°5	19°9	20°2	20°1
25°9	28°5	29°9	30°0	28°6	24°3	23°5	22°6	22°0	18°3	21°6	20°1	20°6
25°9	28°7	30°0	30°0	28°2	24°2	23°5	22°7	21°6	18°0	22°3	20°0	20°8
26°3	28°7	30°0	29°9	27°9	24°2	23°5	23°0	21°3	17°9	—	20°0	20°9
68°8	68°7	68°6	68°9	69°6	70°1	70°3	70°3	70°1	69°9	69°8	69°8	69°7

Induction Inclinometer, one Sc. Div. a P = 0'25.

R. inappreciable.

23°2	23°1	23°0	23°0	23°3	23°4	23°2	23°1	22°6	22°8	23°0	23°0	22°8
22°8	23°0	23°0	23°3	23°5	23°4	23°4	23°1	22°9	22°8	23°0	23°0	22°9
22°9	23°1	23°0	23°2	23°4	23°3	23°2	23°1	23°0	22°8	23°0	23°0	22°9
22°9	23°2	23°2	23°2	23°4	23°3	23°3	23°1	22°7	22°8	23°0	23°1	22°9
23°3	23°0	23°3	23°4	23°4	23°3	23°2	23°2	22°8	22°7	23°0	23°0	22°9
23°3	22°9	23°3	23°4	23°4	23°3	23°3	23°1	23°1	22°9	22°9	23°1	22°9
23°2	23°0	23°2	23°3	23°4	23°6	23°3	23°0	22°8	23°0	23°0	23°2	22°9
23°1	23°2	23°0	23°4	23°4	23°6	23°1	23°1	22°7	23°1	22°9	23°2	23°0
22°9	23°3	23°2	23°4	23°5	23°6	23°2	23°1	22°9	23°0	23°3	23°0	22°9
23°0	23°1	23°2	23°3	23°5	23°4	23°2	23°0	22°7	23°1	23°3	23°1	22°9
23°0	23°1	23°3	23°3	23°5	23°4	23°2	23°1	22°7	23°0	23°2	23°1	22°9
23°2	23°1	23°3	23°3	23°3	23°5	23°1	22°7	22°9	23°0	—	23°0	22°9
68°9	68°6	68°4	69°0	69°8	70°0	70°1	70°1	70°0	69°7	69°6	69°8	69°5

increasing Horizontal Force, and Inclination.

METEOROLOGICAL OBSERVATIONS.

Mean Göttingen Time.			Barometer at 32°.	Thermometers.		Wind.		Extent of Cloudy Sky.	Weather.
D.	H.	M.		Dry.	Wet.	Direction.	Force.		
			In.	°	°		lbs.		
21	22	0	28°318	61°6	61°2	S.E. by S.	1°5	1°0	Overcast; light rain; nim.
	23	0	28°317	64°3	64°2	S.E. by E.	1°7	1°0	Overcast; fair; cir.-cum.
22	0	0	28°299	66°0	64°8	S.E. by E.	1°7	0°9	Nearly overcast; fair; cir.-strat.
	1	0	28°288	66°5	64°6	S.E. by E.	0°2	0°9	Nearly overcast; misty; cir.-strat.
	2	0	28°270	65°9	64°0	S.E. by E.	0°2	0°9	Nearly overcast; fair; cir.-strat.
	3	0	28°241	65°7	64°3	S.E.	0°2	1°0	Overcast; fair; sun; cir.-strat.
	4	0	28°236	65°4	63°7	S.E. by E.	0°2	1°0	Overcast; mist and rain; nim.
	5	0	28°246	64°3	63°0	S.E.	0°2	1°0	Overcast; mist and rain; nim.
	6	0	28°247	63°6	62°6	S.E.	0°2	1°0	Overcast; mist; strat.
	7	0	28°266	62°5	61°6	S.E.	0°2	1°0	Overcast; mist and rain; nim.
	8	0	28°270	62°9	62°5	S.E.	0°2	1°0	Overcast; mist and rain; nim.
	9	0	28°286	63°0	62°5	S.E.	0°2	1°0	Overcast; mist and rain; nim

May 28th and 29th.		MAGNETICAL OBSERVATIONS.										
Mean Göttingen Time.		Angular Value of one Scale Division = 0'712.					DECLINATION.					
		10h.	11h.	12h.	13h.	14h.	15h.	16h.	17h.	18h.	19h.	20h.
M.	s.	Sc. Div.	Sc. Div.	Sc. Div.	Sc. Div.	Sc. Div.	Sc. Div.	Sc. Div.	Sc. Div.	Sc. Div.	Sc. Div.	Sc. Div.
0	0	63'8	63'6	64'1	65'0	65'2	65'2	66'2	65'8	67'4	67'9	68'5
5	0	63'8	63'5	64'2	65'2	65'3	65'4	66'1	65'9	67'5	67'9	68'6
10	0	63'7	63'6	64'2	65'3	65'3	65'5	66'1	66'8	67'7	67'9	68'6
15	0	63'6	63'8	64'2	65'3	65'3	65'7	65'9	66'8	67'8	68'1	68'6
20	0	63'6	63'8	64'3	65'4	65'2	65'7	65'8	66'7	67'3	68'7	68'6
25	0	63'6	63'8	64'3	65'3	65'1	65'8	65'8	67'0	67'1	68'8	68'8
30	0	63'6	63'8	64'3	65'4	65'1	65'8	66'0	67'0	67'1	68'8	68'8
35	0	63'5	63'9	64'5	65'4	65'2	65'7	66'0	67'0	67'0	68'6	68'6
40	0	63'5	63'9	64'5	65'4	65'2	65'6	66'0	67'0	66'8	69'0	68'6
45	0	63'4	63'9	64'7	65'3	65'1	65'7	65'8	67'0	67'1	68'9	68'6
50	0	63'5	64'0	64'8	65'3	65'1	65'8	65'9	67'1	67'7	68'7	68'2
55	0	63'5	64'1	65'0	65'1	65'1	65'9	65'8	67'5	68'0	68'8	67'4

M. s.		One Scale Division = .00021 parts of the H. F.										HORIZONTAL FORCE.	
2	0	27'2	27'7	27'8	29'2	29'8	29'7	30'2	31'0	34'5	35'2	33'9	
7	0	27'2	27'6	27'8	29'5	29'8	29'6	30'5	32'3	34'7	35'4	34'0	
12	0	27'4	27'7	27'5	29'6	29'8	29'8	30'4	33'0	35'0	35'6	34'0	
17	0	27'7	27'8	27'2	29'8	29'6	29'9	30'3	32'8	34'8	35'4	34'6	
22	0	27'7	27'8	27'2	29'8	29'5	29'9	30'2	33'1	34'2	35'4	35'0	
27	0	27'8	27'8	27'2	29'9	29'4	30'0	30'4	34'0	34'3	35'4	34'9	
32	0	27'9	27'8	27'5	29'9	29'5	29'9	30'6	33'9	34'7	35'2	34'9	
37	0	28'0	27'8	27'6	29'9	29'7	29'6	30'2	33'4	34'2	35'0	33'4	
42	0	28'0	27'7	27'9	29'7	29'6	29'4	30'2	34'0	34'4	35'1	33'0	
47	0	28'1	27'6	28'0	29'8	29'3	29'6	30'2	34'0	34'2	34'9	32'3	
52	0	28'2	27'6	28'2	29'8	29'2	29'8	30'2	34'6	34'4	34'3	32'1	
57	0	28'0	27'8	28'8	29'8	29'2	29'8	30'3	34'5	34'9	34'1	32'0	

Thermometer	66'1	66'2	66'2	66'3	66'1	66'1	66'0	65'9	65'9	65'7	65'7
-------------	------	------	------	------	------	------	------	------	------	------	------

M. s.		Induction Inclinometer, one Sc. Div. a. P. = 0'25.						R. inappreciable.				
1	0	23'7	23'7	24'1	24'0	24'0	24'1	23'7	23'9	23'8	23'7	23'8
6	0	23'7	23'9	24'1	24'0	24'1	24'1	23'7	24'2	23'8	23'7	23'7
11	0	23'7	23'8	24'1	24'0	24'1	24'0	23'6	23'6	23'6	23'7	23'7
16	0	23'8	23'7	24'1	24'0	24'0	24'0	—	23'6	23'7	24'0	23'8
21	0	23'8	23'7	24'1	23'9	24'1	23'9	—	23'7	23'7	23'7	24'0
26	0	23'7	23'8	24'1	24'0	24'1	23'9	—	23'8	23'8	23'7	24'0
31	0	23'7	23'7	24'1	24'0	24'1	23'8	—	23'9	23'8	23'7	24'0
36	0	23'8	23'7	24'1	24'0	24'0	23'9	—	23'7	23'5	23'7	24'0
41	0	23'8	23'8	24'1	23'9	24'1	23'9	23'8	23'8	23'7	23'6	24'1
46	0	23'9	23'8	24'0	24'0	24'1	23'8	23'9	23'8	23'7	23'8	23'7
51	0	23'8	23'9	24'0	23'9	24'1	23'8	23'8	23'9	23'6	23'8	24'1
56	0	23'8	24'1	24'0	24'0	24'0	23'8	23'8	23'7	23'6	23'7	24'1

Thermometer	66'0	66'2	66'2	66'5	66'5	66'4	66'0	66'0	65'9	65'5	65'5
-------------	------	------	------	------	------	------	------	------	------	------	------

Increasing Numbers denote decreasing Westerly Declination.

METEOROLOGICAL OBSERVATIONS.											
Mean Göttingen Time.			Barometer at 32°.	Thermometers.		Wind.		Extent of Cloudy Sky.	Weather.		
				Dry.	Wet.	Direction.	Force.				
D.	H.	M.	In.	°	°		lbs.				
28	10	0	28'357	61'0	58'8	S.E. by E.	2'7	1'0	Overcast; fair; faint moonlight; strat.		
	11	0	28'361	60'7	58'3	S.E. by E.	2'7	1'0	Overcast; fair; moonlight; cum.-strat.		
	12	0	28'359	60'3	57'2	S.E. by E.	2'8	1'0	Overcast; fair; faint moonlight; strat.		
	13	0	28'338	59'8	55'6	S.E. by E.	2'8	1'0	Overcast; fair; faint moonlight; cir.-cum.		
	14	0	28'318	59'5	55'0	S.E. by E.	2'4	1'0	Overcast; fair; dark; strat.		
	15	0	28'311	59'3	54'6	S.E. by E.	2'5	1'0	Overcast; fair; hazy; strat.		
	16	0	28'292	59'4	54'7	E.S.E.	2'7	1'0	Overcast; dull; moonlight; cir.-cum.		
	17	0	28'290	59'3	53'9	E.S.E.	3'0	1'0	Overcast; fair; moonlight; cir.-cum.		
	18	0	28'300	59'9	56'0	E.S.E.	2'5	1'0	Overcast; dull; faint moonlight; strat.		
	19	0	28'309	59'8	55'9	S.E. by E.	2'7	1'0	Overcast; fair; strat.		
	20	0	28'322	59'4	54'5	E.S.E.	2'7	0'7	Cloudy; fair; sun; cum.-strat.		
	21	0	28'337	59'9	56'8	E.S.E.	2'4	1'0	Overcast; rain; nimbi.		

MAGNETICAL OBSERVATIONS.

May 28th and 29th.

DECLINATION.

Angular Value of one Scale Division = 0°712.

21h.	22h.	23h.	0h.	1h.	2h.	3h.	4h.	5h.	6h.	7h.	8h.	9h.
Sc. Div. 67°5	Sc. Div. 66°4	Sc. Div. 66°7	S c. Div. 66°0	Sc. Div. 66°0	Sc. Div. 64°7	Sc. Div. 63°4	Sc. Div. 61°5	Sc. Div. 62°6	Sc. Div. 63°0	Sc. Div. 62°7	Sc. Div. 63°3	Sc. Div. 63°3
67°5	66°5	66°9	66°1	66°0	64°6	63°2	61°8	62°5	63°1	62°6	63°3	63°3
67°7	66°8	66°9	66°2	65°7	64°4	63°0	62°2	62°6	63°0	62°6	63°2	63°1
67°7	67°0	67°0	66°3	65°6	64°2	62°6	62°6	62°6	62°9	62°6	63°3	63°0
67°3	67°0	67°2	66°4	65°6	64°1	62°2	62°6	62°6	62°8	62°7	63°2	63°0
67°3	66°8	67°2	65°5	65°4	64°1	62°2	62°6	62°7	62°9	62°8	63°3	63°0
67°3	66°8	67°2	65°9	65°4	64°0	61°9	62°6	62°8	62°8	63°0	63°2	63°0
66°6	66°8	67°0	65°2	65°0	64°0	62°1	62°6	62°9	62°7	62°8	63°2	63°0
66°2	66°8	66°8	65°0	65°0	64°0	61°9	62°5	62°9	62°8	63°0	63°4	63°0
66°0	66°7	66°5	65°5	64°9	64°0	61°8	62°5	62°9	62°7	63°4	63°3	63°1
66°0	66°6	66°2	65°8	64°9	63°8	61°7	62°5	63°0	62°7	63°1	63°2	63°1
66°0	66°6	66°0	65°9	64°7	63°7	61°3	62°5	63°0	62°7	63°3	63°3	63°2

HORIZONTAL FORCE.

Change in the Magnetic moment of the Bar for 1° Fah°. = °0028.

31°8	30°4	33°0	34°9	32°3	31°7	29°8	24°2	25°9	26°2	25°8	24°7	24°8
31°3	30°4	33°2	34°9	32°0	31°0	29°6	24°0	25°9	26°4	25°6	24°5	24°9
31°2	30°2	34°1	35°3	31°8	30°9	29°2	24°0	25°9	26°5	25°3	24°4	24°9
31°0	30°9	35°5	35°3	31°5	30°6	28°8	24°1	25°9	26°3	25°1	24°5	24°9
31°0	31°2	36°1	35°0	31°5	30°5	27°9	24°5	26°0	26°3	24°0	24°5	24°9
31°0	31°6	36°7	33°2	31°0	30°5	26°6	24°9	26°2	26°4	23°8	24°4	25°0
30°5	31°9	36°7	32°3	31°0	30°4	26°0	25°0	26°2	26°5	23°8	24°4	25°0
29°8	32°3	36°0	29°9	31°0	30°4	25°9	25°2	26°2	26°5	23°7	24°4	25°0
29°8	32°4	35°8	30°4	31°1	30°3	25°0	25°5	26°2	26°3	23°8	24°5	25°0
29°8	33°0	35°7	30°9	31°3	30°1	25°0	25°4	26°3	26°1	24°0	24°8	25°0
29°8	32°7	35°3	31°7	31°4	29°8	24°9	25°7	26°3	26°2	24°0	24°8	25°0
30°5	32°9	34°7	32°1	31°3	29°6	24°5	25°8	26°2	26°0	24°2	24°8	25°3

65°3	65°4	65°4	65°8	66°1	66°6	66°9	67°5	67°9	67°8	67°8	67°6	67°4
------	------	------	------	------	------	------	------	------	------	------	------	------

Induction Inclinometer, one Sc. Div. a P. = 0°25.

R. inappreciable.

24°0	24°2	24°0	24°0	24°1	24°0	24°2	24°3	24°2	24°1	23°7	24°0	23°6
23°9	24°2	23°9	24°0	24°1	24°1	24°2	24°5	24°1	24°0	23°8	24°0	23°6
24°0	24°0	23°9	24°1	24°1	24°1	24°1	24°5	24°1	23°9	23°8	24°0	23°9
24°0	24°0	24°0	24°0	24°2	24°1	24°1	24°4	24°2	23°9	23°9	23°8	23°9
24°0	24°1	24°0	23°9	24°1	24°2	24°3	24°4	24°2	23°9	23°6	23°9	23°8
24°1	24°1	24°0	24°2	24°0	24°2	24°2	24°5	24°2	23°9	23°7	23°7	23°9
24°0	24°0	24°0	24°2	23°9	24°2	24°3	24°4	24°2	23°9	23°6	23°8	23°8
23°9	23°9	23°9	24°0	24°2	24°2	24°3	24°3	24°2	23°9	24°0	23°8	23°8
24°1	23°8	23°8	24°3	24°2	24°2	24°4	24°2	24°2	23°8	23°9	23°6	23°8
24°2	23°9	23°8	24°0	24°1	24°2	24°4	24°2	24°1	23°8	23°7	23°7	23°7
24°3	23°9	23°9	24°2	23°9	24°2	24°2	24°2	24°2	24°1	23°8	24°1	23°8
24°3	23°9	24°0	24°2	24°0	24°2	24°2	24°2	24°1	23°7	24°0	23°6	23°7

65°2	65°5	65°5	66°0	66°3	66°5	67°0	67°5	67°8	67°9	67°9	67°5	67°1
------	------	------	------	------	------	------	------	------	------	------	------	------

Increasing Horizontal Force, and Inclination.

METEOROLOGICAL OBSERVATIONS.

Mean Göttingen Time.			Barometer at 32°.	Thermometers.		Wind.		Extent of Cloudy Sky.	Weat er.
D.	H.	M.		Dry.	Wet.	Direction.	Force.		
			In.	°	°		lbs.		
28	22	0	28°353	61°1	57°2	E.S.E.	2°5	0°9	Nearly overcast; fair; strat.
	23	0	28°364	61°5	55°4	E.S.E.	2°5	0°8	Cloudy; fair; sun; cum. and strat.
29	0	0	28°357	61°7	58°4	E.S.E.	2°5	1°0	Overcast; misty; nim.
	1	0	28°353	63°2	58°6	E.S.E.	1°4	1°0	Overcast; fair; strat.
	2	0	28°331	63°6	58°0	E.S.E.	1°3	1°0	Overcast; fair; strat.
	3	0	28°311	64°2	57°3	E.S.E.	1°3	0°3	Very fine; sun; fleecy; cir.-cum. and strat.
	4	0	28°307	64°5	58°7	E.S.E.	1°4	0°9	Nearly overcast; strat.
	5	0	28°303	63°3	56°3	E.S.E.	1°6	0°9	Cloudy; fair; sun; cum.-strat.
	6	0	28°304	62°1	54°6	E.S.E.	1°5	0°9	Cloudy; fair; cum.-strat.
	7	0	28°312	61°6	55°2	E.S.E.	1°5	1°0	Overcast; fair; strat.
	8	0	28°320	61°8	56°5	E.S.E.	1°6	1°0	Overcast; fair; strat.
	9	0	28°334	61°4	56°3	E.S.E.	1°5	1°0	Overcast; fair; faint moonlight; cir.

June 23rd and 24th.			MAGNETICAL OBSERVATIONS.										
Mean Göttingen Time.			Angular Value of one Scale Division = 0'712.						DECLINATION.				
			10h.	11h.	12h.	13h.	14h.	15h.	16h.	17h.	18h.	19h.	20h.
M.	s.		Sc. Div.	Sc. Div.	Sc. Div.	Sc. Div.	Sc. Div.	Sc. Div.	Sc. Div.	Sc. Div.	Sc. Div.	Sc. Div.	Sc. Div.
0	0		65°0	65°7	65°6	65°8	65°8	65°7	65°9	66°0	66°2	66°3	67°2
5	0		65°0	65°8	65°6	65°7	65°8	65°8	65°9	66°0	66°1	66°3	67°2
10	0		65°0	65°9	65°6	65°7	65°8	65°8	66°0	66°1	66°1	66°3	67°0
15	0		65°1	66°0	65°7	65°7	65°8	65°9	66°1	66°1	66°2	66°4	66°8
20	0		65°1	66°0	65°7	65°7	65°7	65°9	66°1	66°1	66°2	66°7	66°8
25	0		65°1	66°0	65°7	65°7	65°7	65°8	66°1	66°1	66°1	66°8	66°8
30	0		65°3	65°9	65°7	65°7	65°7	65°8	66°1	66°2	66°1	66°8	66°5
35	0		65°4	65°8	65°8	65°7	65°7	65°8	66°1	66°2	66°2	67°0	66°2
40	0		65°4	65°8	65°8	65°7	65°8	65°8	66°0	66°2	66°2	67°0	66°1
45	0		65°5	65°8	65°7	65°7	65°7	65°8	66°0	66°2	66°2	67°1	65°9
50	0		65°6	65°8	65°7	65°8	65°8	65°8	66°1	66°2	66°2	67°1	65°8
55	0		65°6	65°6	65°7	65°8	65°8	65°8	66°0	66°2	66°2	67°2	65°6

M. s.		One Scale Division = '00021 parts of the H. F.						HORIZONTAL FORCE.				
2	0	34·8	34·8	34·8	35·0	35·3	34·8	34·8	35·0	35·1	35·3	36·4
7	0	34·8	34·8	34·7	35·0	35·2	34·9	34·8	35·0	35·0	35·3	36·6
12	0	34·8	34·8	34·7	35·0	35·2	34·9	34·8	35·0	35·2	35·3	36·7
17	0	34·8	34·9	34·7	35·0	35·2	34·8	34·8	35·0	35·1	35·4	36·7
22	0	34·8	35·0	34·7	35·0	35·0	34·8	34·8	35·0	35·1	35·5	36·7
27	0	34·8	35·0	34·7	35·0	34·8	34·8	34·8	35·0	35·1	35·7	36·9
32	0	34·8	35·0	34·8	35·0	34·9	34·8	34·8	35·1	35·1	35·8	37·1
37	0	34·8	34·9	34·8	35·0	34·9	34·8	34·9	35·1	35·2	35·8	37·2
42	0	34·8	34·8	34·8	35·1	34·9	34·8	34·9	35·1	35·2	35·9	37·2
47	0	34·9	34·7	34·8	35·2	34·9	34·8	34·9	35·1	35·2	36·0	37·4
52	0	34·9	34·7	34·9	35·2	34·8	34·8	34·9	35·1	35·2	36·1	37·6
57	0	34·9	34·7	35·0	35·2	34·8	34·8	35·0	35·1	35·2	36·2	37·8

Thermometer		63°1	63°0	62°9	62°9	62°9	62°9	63°0	62°9	62°7	62°7	62°6
M.	s.	Induction Inclinometer, one Sc. Div. a P. = 0'25.						R. inappreciable.				
1	0	23·3	22·8	22·8	22·8	22·8	22·9	22·9	23·0	23·0	23·0	23·0
6	0	23·3	22·7	22·8	22·9	22·9	22·8	22·9	23·0	23·1	23·1	22·7
11	0	23·3	22·7	22·8	22·9	22·9	22·9	22·9	23·0	23·1	23·1	22·7
16	0	23·2	22·6	22·8	22·9	22·8	22·8	22·9	23·0	23·1	23·0	22·8
21	0	23·2	22·6	22·8	22·9	22·9	22·8	22·9	23·0	23·1	22·8	22·8
26	0	23·2	22·6	22·8	22·9	22·9	22·9	22·9	23·1	23·2	22·8	22·5
31	0	23·0	22·6	22·8	22·9	22·9	22·9	22·9	23·0	23·2	23·0	22·7
36	0	22·9	22·7	22·8	22·9	22·9	22·9	22·9	23·0	23·1	22·8	22·9
41	0	22·9	22·7	22·8	22·9	22·8	22·9	23·0	23·0	23·1	23·0	22·6
46	0	22·9	22·7	22·9	22·9	22·9	22·9	23·0	23·0	23·1	23·1	22·7
51	0	22·8	22·7	22·9	22·9	22·8	22·9	22·9	23·0	23·1	23·1	22·7
56	0	22·8	22·8	22·8	22·9	22·8	22·9	23·0	23·0	23·1	23·0	22·7

Increasing Numbers denote decreasing Westerly Declination.

METEOROLOGICAL OBSERVATIONS.											
Mean Göttingen Time.			Barometer at 32°.	Thermometers.		Wind.		Extent of Cloudy Sky.	Weather.		
				Dry.	Wet.	Direction.	Force.				
D.	H.	M.	In.	°	°		lbs.				
23	10	0	28·407	58·1	57·0	E.S.E.	1·2	1·0	Overcast; fair; faint moonlight; strat.		
	11	0	28·414	58·0	56·5	S.E. by E.	1·9	1·0	Overcast; heavy shower of rain; nim.		
	12	0	28·415	57·6	57·2	E.S.E.	1·1	1·0	Overcast; fair; strat.		
	13	0	28·397	57·9	55·1	S.E. by E.	2·4	1·0	Overcast; fair; strat.		
	14	0	28·385	58·2	56·8	S.E. by E.	1·0	1·0	Overcast; fair; strat.		
	15	0	28·375	57·3	56·3	S.E. by E.	1·0	1·0	Overcast; fair; strat.		
	16	0	28·363	57·4	55·7	S.E. by E.	2·0	1·0	Overcast; dull; strat.		
	17	0	28·354	57·5	56·7	S.E. by E.	1·5	1·0	Overcast; dark; windy; heavy rain; nim.		
	18	0	28·359	56·1	55·5	S.E. by E.	1·5	1·0	Overcast; dark; dull; strat.		
	19	0	28·372	56·9	56·4	S.E. by E.	3·0	1·0	Overcast; wind and rain; nimbi.		
	20	0	28·374	57·1	56·7	S.E. by E.	2·0	1·0	Overcast; heavy rain; nimbi.		
	21	0	28·382	57·2	56·5	E.S.E.	2·6	1·0	Overcast; showery; strat.		

MAGNETICAL OBSERVATIONS.

June 23rd and 24th.

DECLINATION.

Angular Value of one Scale Division = 0'711.

21h.	22h.	23h.	0h.	1h.	2h.	3h.	4h.	5h.	6h.	7h.	8h.	9h.
Sc. Div. 65'5	Sc. Div. 64'3	Sc. Div. 65'0	Sc. Div. 65'6	Sc. Div. 65'9	Sc. Div. 64'6	Sc. Div. 65'8	Sc. Div. 66'0	Sc. Div. 66'8	Sc. Div. 66'0	Sc. Div. 65'5	Sc. Div. 66'4	Sc. Div. 66'2
65'3	64'4	65'2	65'6	66'0	64'6	66'0	66'0	66'5	65'8	65'6	66'3	66'2
65'0	64'4	65'3	65'6	65'9	64'8	66'1	66'1	66'5	65'7	65'7	66'2	66'3
65'0	64'3	65'3	65'5	65'7	64'8	66'1	66'1	66'4	65'6	65'8	66'3	66'3
65'0	64'5	65'5	65'6	65'8	65'0	66'1	66'1	66'4	65'6	65'9	66'2	66'1
64'9	64'3	65'5	65'6	65'4	65'2	66'1	66'2	66'2	65'5	66'0	66'2	66'1
64'8	64'2	65'5	65'5	65'3	65'3	66'1	66'4	66'2	65'5	66'1	66'2	66'1
64'7	64'4	65'6	65'5	65'0	65'3	66'1	66'4	66'2	65'4	66'2	66'2	66'1
64'7	64'5	65'6	65'9	64'8	65'4	66'0	66'4	66'1	65'4	66'2	66'2	66'1
64'6	64'6	65'6	65'9	64'7	65'5	66'0	66'6	66'0	65'3	66'2	66'2	66'1
64'6	64'7	65'7	65'8	64'8	65'6	65'9	66'7	66'0	65'3	66'2	66'2	66'1
64'4	64'8	65'6	65'8	64'6	65'8	66'0	66'8	65'9	65'3	66'3	66'2	66'1

HORIZONTAL FORCE.

Change in the Magnetic moment of the Bar for 1° Fahr. = '00028.

38'0	40'3	41'9	41'9	40'3	39'8	38'6	38'2	37'2	36'2	35'8	35'4	35'4
38'1	40'4	41'9	41'8	40'4	39'8	38'5	38'1	37'1	36'2	35'8	35'3	35'5
38'3	40'5	42'0	41'8	40'4	39'7	38'5	38'2	37'1	36'1	35'8	35'4	35'5
38'6	40'7	42'1	41'7	40'4	39'5	38'4	38'1	36'9	36'1	35'7	35'4	35'7
38'8	40'7	42'2	41'5	40'4	39'4	38'3	38'1	36'8	36'0	35'5	35'3	35'7
38'9	40'8	42'2	41'2	40'4	39'3	38'2	38'0	36'8	35'9	35'6	35'2	35'8
39'1	40'9	42'2	41'0	40'3	39'1	38'2	37'9	36'8	35'8	35'5	35'2	35'7
39'3	41'1	42'1	40'9	40'3	39'0	38'1	37'8	36'7	35'8	35'5	35'2	35'8
39'6	41'2	42'1	40'6	40'2	38'9	38'1	37'7	36'6	35'8	35'5	35'2	35'9
39'8	41'3	42'0	40'5	40'1	38'9	38'1	37'7	36'5	35'7	35'4	35'3	35'9
39'9	41'6	42'0	40'4	40'0	38'8	38'1	37'4	36'4	35'8	35'3	35'4	35'9
40'1	41'7	41'9	40'3	40'0	38'7	38'0	37'2	36'3	35'8	35'3	35'4	35'9
62'6	62'6	62'5	62'5	62'9	63'1	63'5	63'6	63'6	63'5	63'4	63'3	63'3

Induction Inclinometer, one Sc. Div. a P = 0'25.

R. inappreciable.

22'6	22'6	22'6	22'6	22'6	22'5	22'8	22'7	22'5	22'4	22'6	22'6	22'6
22'7	22'6	22'6	22'6	22'5	22'7	22'7	22'9	22'6	22'5	22'6	22'7	22'6
22'7	22'6	22'6	22'6	22'6	22'7	22'8	22'7	22'6	22'5	22'7	22'8	22'5
22'6	22'6	22'7	22'6	22'7	22'8	22'8	22'8	22'7	22'6	22'8	22'6	22'5
22'5	22'6	22'7	22'5	22'5	22'8	22'8	22'8	22'7	22'6	22'7	22'6	22'7
22'6	22'6	22'7	22'5	22'7	22'8	22'8	22'8	22'7	22'6	22'6	22'6	22'6
22'5	22'7	22'7	22'6	22'6	22'8	22'8	22'7	22'7	22'6	22'7	22'5	22'7
22'6	22'7	22'6	22'7	22'5	22'8	22'8	22'7	22'8	22'7	22'7	22'6	22'6
22'5	22'7	22'6	22'4	22'6	22'8	22'8	22'7	22'8	22'6	22'7	22'5	22'6
22'6	22'6	22'7	22'5	22'6	22'8	22'7	22'6	22'7	22'7	22'8	22'6	22'6
22'5	22'6	22'6	22'7	22'4	22'9	22'8	22'5	22'5	22'7	22'8	22'6	22'7
22'6	22'7	22'6	22'7	22'5	22'8	22'8	22'4	22'6	22'7	22'7	22'6	22'7
62'5	62'6	62'4	62'7	63'0	63'2	63'5	63'5	63'5	63'3	63'3	63'4	63'2

increasing Horizontal Force, and Inclination.

METEOROLOGICAL OBSERVATIONS.

Mean Göttingen Time.			Barometer at 32°.	Thermometer.		Win .		Extent of Cloudy Sky.	Weather.
D.	H.	M.		Dry.	Wet.	Direction.	Force.		
			In.	°	°		lbs.		
23	22	0	28'389	57'0	56'1	S.S.W.	3'0	1'0	Overcast; rain; nimbi.
	23	0	28'391	56'9	56'2	S.S.W.	3'0	0'9	Nearly overcast; fair; cum.-strat.
24	0	0	28'382	58'6	58'1	—	2'6	0'8	Cloudy; fair; sun; strat and cum.
	1	0	28'375	59'7	58'3	—	2'7	1'0	Overcast; fair; sun; cum-strat.
	2	0	28'343	59'8	57'8	—	2'7	0'9	Nearly overcast; fair; cir.-cum.
	3	0	28'323	59'2	57'9	—	2'3	1'0	Overcast; fair; showery; strat.
	4	0	28'322	59'4	58'2	S.E.	2'2	1'0	Overcast; windy; heavy rain; nim.
	5	0	28'325	58'3	57'5	S.E.	2'3	0'9	Cloudy; showery; strat.
	6	0	28'338	57'8	55'9	S.E.	1'7	0'7	Cloudy; fair; sun; cum.-strat.
	7	0	28'339	57'6	56'6	S.E.	1'7	0'9	Nearly overcast; dull; strat.
	8	0	28'352	57'6	55'9	S.E by S.	1'7	1'0	Overcast; fair; strat.
	9	0	28'360	57'7	57'0	S.E.	2'1	1'0	Overcast; light rain; nim.

July 21st and 22nd.			MAGNETICAL OBSERVATIONS.										
Mean Göttingen Time.			Angular Value of one Scale Division = 0'711.					DECLINATION.					
			10h.	11h.	12h.	13.	14h.	15h.	16h.	17h.	18h.	19h.	20h.
M.	S.		Sc. Div.	Sc. Div.	Sc. Div.	Sc. Div.	Sc. Div.	Sc. Div.	Sc. Div.	Sc. Div.	Sc. Div.	Sc. Div.	Sc. Div.
0	0		64'1	64'1	64'2	64'8	64'9	65'0	65'0	65'6	65'0	65'4	65'7
5	0		64'4	64'1	64'4	64'8	65'0	65'0	65'4	65'2	65'6	65'8	67'3
10	0		64'3	64'1	64'7	64'8	65'0	65'0	65'0	65'2	65'5	66'1	67'1
15	0		64'2	64'2	64'5	64'7	65'0	65'0	65'2	65'2	65'4	66'3	67'1
20	0		64'2	64'2	64'5	64'9	64'8	65'1	65'2	65'2	65'3	66'5	67'0
25	0		64'2	64'1	64'7	64'9	64'8	65'1	65'2	65'2	65'3	66'7	66'8
30	0		64'1	64'1	64'7	65'0	64'9	65'1	65'2	65'3	65'2	66'8	66'4
35	0		64'2	64'2	64'6	65'1	64'9	65'1	65'2	65'3	65'2	67'1	66'1
40	0		64'2	64'2	64'7	65'2	64'9	65'2	65'2	65'3	65'4	67'4	65'9
45	0		64'1	64'2	64'6	65'1	65'0	65'3	65'0	65'2	65'6	67'5	65'5
50	0		64'1	64'1	64'8	64'8	65'0	65'4	65'0	65'4	65'7	67'6	65'3
55	0		64'1	64'2	64'8	64'9	65'0	65'6	65'1	65'3	65'7	67'5	65'0

M. S.		One Scale Division = '00021 parts of the H. F.										HORIZONTAL FORCE.	
		33'0	33'3	32'8	32'5	32'9	33'5	34'3	33'1	34'6	34'2	34'4	
2	0	33'0	33'3	32'8	32'5	32'9	33'5	34'3	33'1	34'6	34'2	34'4	
7	0	33'0	33'5	32'8	32'5	32'9	33'4	33'8	33'0	35'0	34'2	34'0	
12	0	33'0	33'3	32'7	32'5	32'9	33'4	33'5	33'1	35'0	34'2	33'7	
17	0	33'0	33'3	32'6	32'7	32'9	33'4	33'7	33'1	35'0	34'0	33'4	
22	0	33'1	33'6	32'5	32'6	33'9	33'5	33'8	33'1	34'9	33'9	33'4	
27	0	33'2	33'5	32'5	32'5	33'0	33'5	33'8	33'4	34'9	33'8	33'4	
32	0	33'3	33'5	32'6	32'7	33'0	33'4	33'8	34'0	34'8	33'8	33'6	
37	0	33'4	33'4	32'4	32'8	33'2	33'3	33'8	34'1	34'8	33'8	33'8	
42	0	33'5	33'3	32'3	32'8	33'6	33'3	33'6	34'2	34'6	33'6	33'9	
47	0	33'5	33'1	32'4	32'8	33'8	33'5	33'6	34'4	34'6	33'8	34'0	
52	0	33'4	32'9	32'7	32'8	33'5	33'8	33'4	34'5	34'5	34'0	33'9	
57	0	33'3	32'8	32'7	32'8	33'5	34'2	33'2	34'6	34'3	34'0	34'0	

Thermometer		63'9	63'9	63'9	63'9	63'9	63'7	63'6	63'4	63'0	63'0	62'9
		63'9	63'9	63'9	63'9	63'9	63'7	63'6	63'4	63'0	63'0	62'9

M. S.		Induction Inclinometer, one Sc. Div. a P. = 0'25.										R. inappreciable.	
		23'5	23'4	23'6	23'3	23'4	23'3	23'3	23'3	23'3	23'3	23'4	23'2
1	0	23'5	23'4	23'6	23'3	23'4	23'3	23'3	23'3	23'3	23'4	23'2	
6	0	23'4	23'4	23'5	23'3	23'3	23'4	23'3	23'3	23'1	23'4	23'0	
11	0	23'2	23'4	23'3	23'3	23'3	23'4	23'5	23'2	23'1	23'4	23'3	
16	0	23'2	23'4	23'2	23'4	23'3	23'5	23'3	23'2	23'2	23'3	23'2	
21	0	23'2	23'6	23'2	23'3	23'5	23'5	23'3	23'2	23'2	23'2	23'2	
26	0	23'5	23'5	23'2	23'2	23'5	23'5	23'3	23'3	23'2	23'3	23'1	
31	0	23'4	23'6	23'2	23'2	23'4	23'5	23'3	23'2	23'3	23'3	23'3	
36	0	23'4	23'6	23'4	23'2	23'4	23'5	23'3	23'1	23'3	23'2	23'3	
41	0	23'4	23'5	23'2	23'1	23'4	23'4	23'3	23'1	23'3	23'1	23'3	
46	0	23'5	23'6	23'4	23'2	23'3	23'4	23'3	23'3	23'2	23'1	23'3	
51	0	23'4	23'6	23'3	23'4	23'3	23'4	23'3	23'2	23'2	23'0	23'4	
56	0	23'4	23'5	23'3	23'4	23'3	23'3	23'3	23'2	23'3	23'1	23'4	

Thermometer		63'5	63'5	63'6	63'9	63'7	63'8	63'5	63'2	63'0	62'9	63'0
		63'5	63'5	63'6	63'9	63'7	63'8	63'5	63'2	63'0	62'9	63'0

Increasing Numbers denote decreasing Westerly Declination.

METEOROLOGICAL OBSERVATIONS.

Mean Göttingen Time.			Barometer at 32°.	Thermometers.		Wind.		Extent of Cloudy Sky.	Weather.
				Dry.	Wet.	Direction.	Force.		
D.	H.	M.	In.	°	°		lbs.		
21	10	0	28'301	59'1	55'3	Calm.	0'0	1'0	Overcast; fine; faint moonlight; strat.
	11	0	28'313	58'7	55'5	Calm.	0'0	1'0	Overcast; fine; faint moonlight; cir.-cum.
	12	0	28'320	58'5	55'3	Calm.	0'0	1'0	Overcast; fine; moonlight; strat.
	13	0	28'309	58'3	54'7	Calm.	0'0	1'0	Overcast; faint moonlight; a few stars; cir.-cum.
	14	0	28'301	57'8	54'4	Calm.	0'0	1'0	Overcast; dull; strat.
	15	0	28'299	57'7	53'9	Calm.	0'0	0'8	Cloudy; fair; a few dim stars; strat.
	16	0	28'290	57'3	53'8	Calm.	0'0	0'8	Cloudy; fair; a few dim stars; strat.
	17	0	28'287	56'6	53'3	Calm.	0'0	0'1	Very fine; stars bright; strat.
	18	0	28'290	56'8	54'3	N.	0'0	1'0	Overcast; fair; a few stars; strat.
	19	0	28'297	56'9	54'0	N.	0'0	0'9	Cloudy; fair; strat.
	20	0	28'323	56'7	54'2	N.	0'0	1'0	Overcast; fair; cum.-strat.
	21	0	28'337	57'9	55'4	N.E. by N.	0'0	0'9	Nearly overcast; fair; sun; cum.-strat.

MAGNETICAL OBSERVATIONS.

July 21st and 22nd.

DECLINATION.

Angular Value of one Scale Division = 0'711.

21h.	22h.	23h.	0h.	1h.	2h.	3h.	4h.	5h.	6h.	7h.	8h.	9h.
Sc. Div. 64°9	Sc. Div. 62°9	Sc. Div. 62°6	Sc. Div. 63°9	Sc. Div. 64°9	Sc. Div. 63°9	Sc. Div. 61°1	Sc. Div. 60°9	Sc. Div. 62°7	Sc. Div. 62°0	Sc. Div. 61°9	Sc. Div. 63°3	Sc. Div. 63°4
64°7	62°6	62°6	64°0	65°0	63°4	61°0	61°1	62°7	61°9	62°0	63°4	63°7
64°4	62°5	62°6	64°0	64°9	63°2	61°0	61°0	62°5	62°1	62°0	63°4	63°6
64°3	62°5	62°9	64°0	64°5	63°2	60°8	61°1	62°2	62°5	62°0	63°4	63°7
64°0	62°5	63°1	63°9	64°2	63°1	60°8	61°2	62°2	62°6	62°2	63°4	63°8
64°0	62°3	63°2	64°0	64°1	63°1	60°8	61°6	62°2	62°5	62°8	63°3	63°8
64°0	62°3	63°3	64°3	63°8	63°0	60°8	61°8	62°2	62°4	62°8	63°3	63°8
63°7	62°4	63°4	64°5	63°3	62°7	60°8	62°1	62°1	62°2	63°0	63°4	63°8
63°3	62°5	63°3	64°9	63°4	62°2	60°9	62°2	62°1	62°0	63°0	63°4	63°7
63°2	62°6	63°2	64°9	63°8	62°0	61°2	62°5	62°0	62°0	63°0	63°3	63°7
63°1	62°6	63°5	65°0	63°8	61°8	61°0	62°7	61°9	61°8	63°1	63°4	63°8
63°1	62°7	63°7	64°9	64°0	61°2	61°0	62°7	61°9	61°9	63°2	63°5	63°7

HORIZONTAL FORCE.

Change in the Magnetic moment of the Bar for 1° Fah. = '00028.

34°0	35°8	36°8	38°5	38°0	38°2	36°3	35°2	34°2	31°0	30°5	30°1	29°8
34°0	35°8	37°2	38°7	38°2	38°2	35°9	35°2	33°6	31°0	30°4	30°0	29°9
34°0	36°1	37°5	38°0	38°0	38°4	35°6	34°7	32°8	31°5	30°4	30°1	29°8
34°0	36°2	37°6	37°7	37°8	38°2	35°7	34°3	32°2	31°9	30°5	30°0	29°8
34°1	36°2	37°6	37°7	37°6	38°2	35°7	34°4	32°2	32°0	30°5	30°1	30°0
34°2	36°4	37°8	38°0	37°5	38°4	35°5	34°3	32°2	31°7	30°4	29°9	30°4
34°4	36°7	38°2	38°2	37°1	38°4	35°0	34°2	32°1	31°5	30°2	29°9	30°3
34°7	36°9	38°2	38°4	37°0	37°8	35°2	34°7	32°0	31°2	30°2	30°1	30°4
35°1	37°2	38°2	38°6	37°6	37°2	35°8	35°2	31°9	31°1	30°0	29°9	30°2
35°3	37°2	38°2	38°8	38°0	37°0	36°1	35°2	31°7	30°8	30°0	29°8	30°2
35°6	37°2	38°2	38°3	38°3	37°0	36°1	35°0	31°5	30°8	30°0	30°1	30°4
35°8	36°8	38°3	37°9	38°3	36°7	35°9	34°7	31°2	30°8	30°0	29°9	30°2
62°7	62°9	63°1	63°8	64°5	65°2	65°6	66°1	66°8	67°3	67°4	67°2	66°8

Induction Inclinometer, one Sc. Div. a P. = 0'25.

R. inappreciable.

23°4	23°6	24°0	24°4	24°0	23°8	24°4	24°9	24°8	24°5	24°4	24°2	23°9
23°4	23°7	24°2	24°1	24°1	24°1	24°3	24°8	24°6	24°6	24°3	24°1	23°8
23°5	23°8	24°4	24°1	23°9	24°2	24°3	24°8	24°6	24°6	24°3	24°0	23°8
23°4	23°8	24°4	24°1	24°1	24°1	24°4	24°8	24°7	24°5	24°4	24°0	23°8
23°7	23°7	24°2	24°2	24°1	24°1	24°4	24°9	24°7	24°2	24°5	24°0	23°8
23°7	23°8	24°3	24°2	24°1	24°1	24°4	24°9	24°8	24°2	24°2	24°1	23°8
23°3	23°9	24°2	24°0	24°0	24°2	24°4	24°8	24°7	24°3	24°3	24°0	23°7
23°6	24°0	24°3	24°1	24°2	24°2	24°4	24°8	24°7	24°3	24°3	24°0	23°7
23°7	24°0	24°4	23°9	24°3	24°2	24°5	24°8	24°6	24°3	24°3	24°0	23°7
23°6	24°0	24°4	24°1	24°1	24°3	24°3	24°8	24°6	24°3	24°3	24°0	23°7
23°7	24°1	24°4	24°0	24°2	24°3	24°8	24°8	24°6	24°5	24°2	24°0	23°6
23°6	24°0	24°4	24°0	24°0	24°4	24°8	24°7	24°6	24°4	24°1	23°9	23°6
63°0	63°0	63°4	64°1	64°6	65°2	65°4	66°0	66°7	66°9	66°9	66°6	66°1

increasing Horizontal Force, and Inclination.

METEOROLOGICAL OBSERVATIONS.

Mean Göttingen Time.			Barometer at 32°.	Thermometers.		Wind.		Extent of Cloudy Sky.	Weather.
D.	H.	M.		Dry.	Wet.	Direction.	Force.		
21	22	0	28°341	59°1	55°8	E.S.E.	0°0	1°0	Overcast; fair; sun; strat.
	23	0	28°339	60°2	56°0	E.S.E.	0°0	0°9	Cloudy; fine; sun; cum.-strat.
22	0	0	28°329	60°9	56°4	S.E.	0°2	0°8	Cloudy; fine; sun; strat. and cum.
	1	0	28°321	61°3	56°6	S.E. by E.	0°2	0°8	Cloudy; fine; sun; strat. and cum.
	2	0	28°313	61°7	56°8	S.E. by E.	0°0	0°7	Cloudy; fair; cir.-cum. and strat.
	3	0	28°297	62°9	57°7	S.E. by E.	0°0	0°6	Cloudy; fair; sun; cir.-cum. and strat.
	4	0	28°267	63°2	58°0	E. by S.	0°0	0°1	Nearly cloudless; very fine; sun; cir.
	5	0	28°268	62°6	57°2	E.	0°0	0°1	Nearly cloudless; very fine; sun; cir.
	6	0	28°282	61°8	56°6	E.	0°0	0°0	Cloudless; very fine; sun.
	7	0	28°294	60°0	54°5	E.	0°0	0°0	Cloudless; very fine.
	8	0	28°314	58°1	54°2	E.	0°0	0°0	Cloudless; moon and stars bright.
	9	0	28°331	57°6	54°1	E.	0°0	0°0	Cloudless; moon and stars bright.

ST. HELENA, 1844 to 1847.

METEOROLOGICAL OBSERVATIONS.

BAROMETRIC PRESSURE.													
Barometer at 32° = 28 English inches + the numbers in the Table.													
Hours of Mean Göttingen Time.	0	1	2	3	4	5	6	7	8	9	10	11	
Hours of Mean St. Helena Time.	23	0	1	2	3	4	5	6	7	8	9	10	
JANUARY.	1	.299	.290	.272	.246	.218	.212	.225	.236	.250	.263	.270	.282
	2	.296	.286	.275	.272	.253	.246	.248	.260	.274	.286	.297	.300
	3	.309	.304	.283	.267	.245	.237	.237	.252	.266	.273	.276	.289
	4	.279	.266	.250	.229	.212	.208	.207	.215	.225	.239	.254	.260
	5	.248	.242	.227	.212	.190	.183	.183	.199	.217	.223	.238	.257
	6	.246	.246	.237	.230	.218	.222	.220	.229	.250	.268	.280	.287
	7	—	—	—	—	—	—	—	—	—	—	—	—
	8	.242	.236	.218	.205	.177	.171	.179	.192	.215	.227	.239	.237
	9	.232	.216	.197	.180	.173	.167	.178	.196	.205	.225	.218	.219
	10	.267	.260	.241	.233	.231	.222	.226	.239	.247	.257	.265	.271
	11	.269	.263	.247	.229	.206	.200	.210	.220	.234	.249	.261	.258
	12	.229	.219	.201	.184	.173	.166	.168	.178	.190	.213	.217	.214
	13	.216	.193	.187	.171	.160	.140	.156	.181	.195	.222	.228	.223
	14	—	—	—	—	—	—	—	—	—	—	—	—
	15	.250	.243	.231	.221	.201	.201	.207	.226	.247	.259	.266	.263
	16	.253	.236	.224	.311	.193	.190	.191	.177	.199	.224	.244	.260
	17	.279	.272	.264	.237	.211	.205	.215	.223	.234	.254	.274	.292
	18	.262	.265	.249	.234	.220	.216	.225	.230	.240	.260	.270	.285
	19	.293	.284	.275	.254	.232	.223	.230	.232	.249	.252	.272	.284
	20	.231	.225	.221	.206	.194	.187	.192	.199	.215	.225	.244	.258
	21	—	—	—	—	—	—	—	—	—	—	—	—
	22	.286	.288	.279	.264	.263	.261	.271	.276	.282	.301	.312	.322
	23	.333	.318	.304	.285	.262	.263	.274	.284	.293	.305	.314	.313
	24	.329	.315	.299	.277	.259	.252	.248	.262	.263	.271	.270	.271
	25	.282	.268	.254	.230	.208	.202	.196	.210	.227	.240	.246	.256
	26	.263	.246	.234	.228	.215	.216	.222	.230	.248	.258	.260	.272
	27	.262	.253	.238	.223	.207	.198	.201	.217	.228	.239	.239	.250
	28	—	—	—	—	—	—	—	—	—	—	—	—
	29	.274	.265	.256	.244	.214	.201	.201	.205	.220	.244	.262	.266
	30	.207	.192	.172	.163	.149	.135	.143	.163	.174	.184	.199	.215
	31	.244	.230	.213	.195	.193	.183	.181	.193	.203	.216	.218	.236
Hourly Means	.2659	.2563	.2427	.2270	.2103	.2040	.2087	.2194	.2330	.2473	.2568	.2644	
FEBRUARY.	1	.268	.261	.243	.225	.221	.213	.213	.225	.237	.252	.264	.271
	2	.277	.259	.236	.221	.217	.225	.216	.227	.249	.260	.260	.267
	3	.254	.239	.217	.196	.175	.164	.156	.160	.170	.176	.200	.210
	4	—	—	—	—	—	—	—	—	—	—	—	—
	5	.198	.195	.181	.175	.159	.144	.146	.155	.166	.183	.197	.206
	6	.220	.207	.194	.177	.171	.164	.156	.164	.176	.203	.215	.232
	7	.231	.201	.185	.168	.159	.154	.166	.172	.189	.212	.219	.234
	8	.227	.215	.204	.184	.164	.162	.165	.170	.177	.184	.193	.201
	9	.187	.179	.165	.147	.137	.125	.127	.133	.145	.161	.170	.174
	10	.181	.171	.160	.149	.143	.153	.155	.159	.179	.201	.212	.220
	11	—	—	—	—	—	—	—	—	—	—	—	—
	12	.238	.234	.210	.193	.178	.176	.193	.199	.216	.229	.246	.251
	13	.260	.248	.231	.211	.196	.191	.195	.205	.220	.235	.248	.264
	14	.302	.286	.268	.253	.250	.245	.247	.259	.263	.279	.295	.316
	15	.351	.331	.310	.287	.265	.259	.264	.272	.289	.306	.314	.323
	16	.344	.332	.310	.294	.281	.271	.258	.270	.276	.300	.313	.325
	17	.284	.274	.252	.233	.213	.206	.203	.210	.216	.220	.225	.233
	18	—	—	—	—	—	—	—	—	—	—	—	—
	19	.277	.266	.249	.233	.229	.220	.227	.225	.235	.260	.275	.285
	20	.260	.249	.227	.223	.208	.199	.200	.213	.223	.237	.254	.265
	21	.242	.237	.224	.201	.189	.177	.173	.185	.200	.218	.232	.239
	22	.224	.211	.187	.161	.137	.128	.125	.127	.147	.156	.171	.181
	23	.201	.192	.174	.157	.135	.127	.122	.134	.147	.161	.179	.194
	24	.234	.239	.216	.209	.195	.183	.180	.189	.201	.216	.232	.246
	25	—	—	—	—	—	—	—	—	—	—	—	—
	26	.276	.269	.242	.223	.180	.159	.151	.169	.181	.182	.187	.185
	27	.233	.222	.199	.187	.180	.169	.167	.174	.186	.205	.227	.238
	28	.226	.219	.211	.202	.195	.184	.180	.182	.183	.199	.217	.228
	29	.236	.219	.198	.175	.166	.166	.174	.174	.182	.206	.227	.245
Hourly Means	.2492	.2382	.2197	.2034	.1897	.1826	.1824	.1901	.2021	.2176	.2309	.2413	

BAROMETRIC PRESSURE.

Barometer at 32° = 28 English inches + the numbers in the Table.

12	13	14	15	16	17	18	19	20	21	22	23	Daily and Monthly Means.
11	12	13	14	15	16	17	18	19	20	21	22	
·274	·248	·224	·211	·207	·215	·227	·249	·265	·277	·291	·299	·2521
·292	·269	·243	·235	·233	·241	·257	·283	·304	·314	·313	·319	·2748
·286	·262	·247	·227	·217	·218	·243	·263	·279	·281	·289	·283	·2641
·248	·230	·206	·194	·196	·194	·203	·231	·243	·249	·255	·254	·2311
·257	·246	·224	·212	·198	·212	·227	·238	·251	·264	·267	·253	·2278
—	—	—	—	—	—	—	—	—	—	—	—	·2442
·276	·252	·238	·228	·222	·218	·230	·249	·254	·256	·258	·248	·2147
·227	·218	·211	·192	·190	·196	·223	·223	·227	·230	·243	·234	·2128
·206	·195	·187	·190	·192	·196	·218	·240	·256	·270	·277	·274	·2531
·264	·250	·233	·227	·232	·242	·254	·273	·287	·293	·285	·276	·2293
·243	·217	·217	·210	·191	·194	·204	·223	·237	·244	·242	·236	·1954
·206	·187	·173	·157	·157	·170	·175	·195	·227	·233	·233	·224	·2057
—	—	—	—	—	—	—	—	—	—	—	—	·2354
·228	·196	·191	·192	·179	·185	·197	·231	·261	·271	·269	·266	·2311
·245	·238	·224	·208	·196	·208	·219	·241	·257	·267	·268	·264	·2508
·254	·244	·227	·205	·199	·214	·232	·247	·269	·276	·292	·286	·2569
·288	·271	·259	·241	·224	·223	·234	·244	·260	·268	·276	·271	·2414
·289	·275	·269	·246	·242	·236	·242	·260	·274	·288	·296	·294	·2387
·275	·260	·239	·215	·201	·192	·194	·206	·222	·232	·240	·237	·2972
—	—	—	—	—	—	—	—	—	—	—	—	·2907
·267	·254	·238	·240	·231	·233	·249	·269	·281	·288	·288	·293	·2666
·323	·305	·286	·291	·283	·291	·301	·315	·325	·337	·337	·335	·2353
·300	·281	·269	·253	·237	·244	·261	·275	·307	·327	·333	·343	·2386
·270	·254	·235	·227	·215	·222	·242	·262	·282	·292	·292	·289	·2529
·246	·238	·221	·209	·203	·206	·220	·241	·251	·265	·271	·268	·2314
·266	·240	·221	·207	·201	·205	·217	·238	·242	·258	·269	·270	·1909
—	—	—	—	—	—	—	—	—	—	—	—	·2126
·300	·297	·272	·258	·251	·247	·259	·271	·291	·289	·295	·284	·2617
·272	·262	·231	·220	·217	·207	·204	·210	·222	·223	·222	·211	·2449
·214	·204	·190	·181	·174	·176	·184	·201	·223	·239	·249	·252	·2285
·233	·218	·194	·176	·173	·176	·190	·208	·238	·260	·266	·265	·2167
·2617	·2449	·2285	·2167	·2097	·2134	·2261	·2439	·2606	·2700	·2747	·2714	·2398
·271	·251	·217	·193	·207	·207	·219	·233	·259	·270	·275	·283	·2407
·264	·255	·237	·221	·218	·215	·207	·217	·219	·222	·262	·265	·2382
—	—	—	—	—	—	—	—	—	—	—	—	·1775
·185	·169	·153	·140	·136	·129	·123	·127	·183	·197	·206	·195	·1816
·206	·191	·178	·162	·157	·155	·167	·183	·195	·205	·224	·230	·2029
·234	·223	·211	·198	·192	·192	·198	·214	·224	·230	·238	·236	·2064
·234	·225	·205	·197	·197	·202	·206	·219	·234	·250	·252	·242	·1814
·204	·190	·180	·159	·149	·147	·152	·166	·180	·190	·200	·191	·1539
·170	·163	·140	·129	·119	·126	·135	·150	·166	·172	·188	·185	·2087
—	—	—	—	—	—	—	—	—	—	—	—	·2279
·276	·265	·240	·229	·222	·218	·226	·232	·241	·260	·260	·257	·2405
·250	·238	·224	·216	·213	·226	·232	·246	·266	·265	·266	·266	·2935
·273	·268	·245	·226	·224	·228	·230	·239	·264	·281	·290	·299	·3092
·323	·301	·294	·292	·285	·294	·292	·312	·312	·348	·354	·356	·2911
·333	·322	·312	·298	·292	·286	·300	·313	·327	·357	·361	·350	·2392
·326	·312	·280	·264	·257	·267	·258	·267	·281	·294	·306	·301	·2505
—	—	—	—	—	—	—	—	—	—	—	—	·2272
·263	·247	·235	·234	·234	·230	·227	·235	·252	·260	·280	·274	·2065
·289	·274	·258	·238	·234	·231	·232	·237	·251	·257	·269	·262	·1665
·258	·243	·228	·216	·212	·200	·197	·217	·217	·229	·239	·240	·1709
·236	·226	·206	·184	·176	·175	·180	·184	·200	·218	·228	·226	·2260
·178	·174	·166	·150	·136	·140	·143	·155	·170	·189	·205	·212	·1986
·187	·175	·164	·154	·140	·141	·165	·181	·189	·214	·228	·241	·2037
—	—	—	—	—	—	—	—	—	—	—	—	·2113
·235	·233	·222	·215	·208	·216	·228	·242	·252	·270	·280	·283	·2103
·180	·183	·181	·170	·169	·170	·181	·193	·215	·234	·246	·241	·2437
·230	·216	·191	·184	·180	·184	·188	·204	·218	·235	·236	·236	·2325
·240	·228	·225	·213	·194	·192	·205	·218	·225	·228	·240	·238	·2166
·247	·240	·223	·203	·189	·189	·194	·216	·220	·236	·257	·266	·2034
·2437	·2325	·2166	·2034	·1976	·1984	·2034	·2160	·2312	·2444	·2556	·2550	·2185

^a Five minutes late.

BAROMETRIC PRESSURE.													
Barometer at 32° = 28 English inches + the numbers in the Tables.													
Hours of Mean Göttingen Time.	0	1	2	3	4	5	6	7	8	9	10	11	
Hours of Mean St. Helena Time.	23	0	1	2	3	4	5	6	7	8	9	10	
MARCH.	1	.252	.232	.214	.198	.180	.165	.165	.179	.193	.205	.226	.234
	2	.232	.213	.190	.167	.153	.139	.149	.155	.167	.194	.202	.213
	3	—	—	—	—	—	—	—	—	—	—	—	—
	4	.186	.175	.165	.152	.138	.143	.152	.155	.174	.192	.203	.213
	5	.222	.214	.190	.171	.161	.153	.157	.163	.171	.182	.209	.217
	6	.246	.233	.224	.198	.179	.179	.180	.189	.207	.213	.225	.233
	7	.244	.229	.200	.183	.170	.164	.161	.149	.186	.201	.212	.225
	8	.211	.200	.179	.160	.149	.146	.150	.158	.165	.178	.195	.208
	9	.223	.212	.202	.184	.182	.179	.191	.195	.210	.222	.230	.249
	10	—	—	—	—	—	—	—	—	—	—	—	—
	11	.227	.222	.201	.180	.174	.166	.172	.186	.206	.219	.232	.246
	12	.238	.229	.211	.195	.179	.175	.180	.189	.208	.227	.246	.257
	13	.269	.259	.233	.218	.207	.200	.203	.209	.224	.226	.242	.249
	14	.232	.211	.181	.161	.168	.171	.171	.174	.197	.219	.245	.250
	15	.241	.221	.209	.189	.176	.162	.148	.154	.166	.201	.222	.223
	16	.235	.221	.203	.195	.169	.166	.162	.176	.182	.201	.216	.233
	17	—	—	—	—	—	—	—	—	—	—	—	—
	18	.251	.235	.224	.211	.199	.199	.202	.209	.219	.227	.238	.245
	19	.215	.202	.179	.157	.142	.140	.138	.140	.157	.169	.180	.183
	20	.162	.147	.129	.121	.102	.100	.102	.116	.143	.144	.162	.175
	21	.207	.194	.173	.158	.144	.146	.146	.150	.168	.185	.196	.207
	22	.224	.201	.179	.158	.148	.130	.141	.149	.158	.179	.205	.211
	23	.226	.204	.183	.172	.164	.155	.159	.169	.187	.208	.219	.233
	24	—	—	—	—	—	—	—	—	—	—	—	—
	25	.261	.237	.220	.199	.182	.180	.176	.186	.201	.217	.225	.229
	26	.230	.222	.202	.187	.180	.173	.180	.190	.197	.211	.227	.227
	27	.242	.225	.205	.189	.177	.177	.184	.191	.205	.219	.231	.233
	28	.271	.255	.233	.219	.205	.200	.210	.214	.226	.238	.260	.273
	29	.257	.233	.218	.204	.198	.195	.196	.196	.204	.220	.233	.240
	30	.200	.176	.161	.142	.126	.134	.140	.152	.152	.185	.204	.212
	31	—	—	—	—	—	—	—	—	—	—	—	—
Hourly Means	.2309	.2155	.1965	.1795	.1674	.1629	.1659	.1728	.1874	.2032	.2187	.2276	
APRIL.	1	.234	.223	.206	.195	.181	.176	.174	.186	.201	.221	.229	.240
	2	.249	.226	.215	.193	.187	.179	.176	.201	.208	.236	.244	.253
	3	.252	.222	.210	.196	.184	.186	.194	.196	.218	.239	.260	.264
	4	.282	.266	.250	.233	.220	.214	.220	.232	.247	.265	.282	.299
	5	.303	.285	.275	.261	.247	.239	.249	.256	.265	.274	.287	.293
	6	.290	.275	.259	.242	.226	.224	.226	.235	.238	.253	.263	.270
	7	—	—	—	—	—	—	—	—	—	—	—	—
	8	.264	.236	.224	.209	.189	.188	.197	.206	.220	.230	.246	.250
	9	.257	.232	.225	.215	.205	.213	.219	.221	.230	.253	.266	—
	10	.265	.244	.227	.219	.205	.209	.210	.215	.231	.250	.257	.256
	11	.264	.241	.225	.197	.176	.178	.178	.179	.198	.219	.230	.232
	12	.221	.203	.178	.161	.153	.146	.154	.164	.172	.183	.195	.202
	13	.240	.221	.200	.177	.165	.166	.181	.180	.193	.212	.222	.229
	14	—	—	—	—	—	—	—	—	—	—	—	—
	15	.262	.244	.222	.207	.191	.192	.191	.196	.208	.222	.235	.234
	16	.255	.232	.211	.180	.163	.160	.170	.167	.181	.202	.209	.211
	17	.265	.245	.223	.201	.185	.182	.172	.177	.180	.203	.213	.224
	18	.238	.228	.209	.201	.181	.178	.182	.180	.189	.206	.222	.227
	19	.226	.214	.203	.183	.175	.169	.175	.176	.186	.211	.214	.222
	20	.235	.226	.205	.185	.174	.176	.183	.193	.203	.213	.221	.226
	21	—	—	—	—	—	—	—	—	—	—	—	—
	22	.280	.266	.259	.244	.233	.239	.248	.250	.263	.281	.289	.291
	23	.294	.275	.266	.253	.238	.212	.212	.213	.225	.236	.250	.249
	24	.275	.253	.224	.212	.200	.205	.207	.214	.219	.229	.252	.249
	25	.253	.232	.222	.217	.217	.217	.217	.225	.245	.262	.268	.269
	26	.255	.236	.225	.213	.192	.192	.199	.205	.212	.223	.233	.234
	27	.262	.249	.220	.201	.179	.184	.196	.209	.221	.230	.241	.235
	28	—	—	—	—	—	—	—	—	—	—	—	—
	29	.267	.242	.228	.209	.210	.218	.233	.241	.259	.279	.299	.300
	30	.311	.290	.277	.256	.252	.248	.254	.263	.278	.299	.308	.307
Hourly Means	.2615	.2425	.2265	.2100	.1972	.1958	.2007	.2069	.2188	.2358	.2475	.2506	

BAROMETRIC PRESSURE.

Barometer at 32° = 28 English inches + the numbers in the Table.

12	13	14	15	16	17	18	19	20	21	22	23	Daily and Monthly Means.
11	12	13	14	15	16	17	18	19	20	21	22	
·233	·225	·214	·204	·194	·188	·191	·192	·218	·229	·238	·238	·2086
—	—	—	—	—	—	—	—	—	—	—	—	·1714
·186	·180	·166	·149	·135	·125	·134	·139	·164	·186	·188	·188	·1818
·206	·200	·191	·173	·166	·163	·169	·182	·198	·215	·228	·224	·1992
·215	·218	·211	·206	·194	·188	·192	·206	·212	·234	·240	·254	·2131
·230	·227	·213	·203	·196	·188	·192	·205	·217	·237	·250	·250	·2003
·224	·221	·207	·204	·187	·184	·186	·194	·211	·219	·224	·222	·1830
·203	·198	·187	·177	·172	·165	·173	·184	·190	·206	·220	·218	·2076
—	—	—	—	—	—	—	—	—	—	—	—	·2060
·249	·232	·217	·198	·180	·177	·183	·192	·204	·222	·221	·228	·2192
·239	·222	·210	·191	·174	·173	·179	·199	·214	·232	·234	·247	·2268
·251	·225	·210	·197	·185	·185	·211	·230	·245	·262	·273	·253	·2083
·243	·232	·218	·200	·190	·194	·215	·225	·240	·248	·255	·245	·1930
·247	·231	·221	·203	·182	·183	·202	·213	·224	·236	·238	·239	·2045
·219	·195	·175	·161	·156	·166	·176	·184	·199	·218	·228	·243	·2108
—	—	—	—	—	—	—	—	—	—	—	—	·1555
·226	·216	·207	·188	·182	·174	·181	·205	·222	·234	·258	·255	·1529
·239	·229	·215	·202	·179	·172	·166	·170	·190	·204	·217	·218	·1845
·167	·157	·139	·130	·122	·123	·134	·137	·139	·146	·166	·169	·1826
·176	·177	·168	·162	·157	·154	·154	·163	·171	·183	·194	·208	·2153
·208	·200	·201	·185	·176	·174	·175	·180	·193	·214	·222	·225	·2049
·210	·194	·181	·180	·176	·168	·164	·173	·189	·202	·226	·236	·2048
—	—	—	—	—	—	—	—	—	—	—	—	·2192
·252	·245	·231	·227	·217	·212	·223	·232	·251	·263	·270	·265	·2363
·222	·211	·199	·185	·169	·169	·171	·187	·208	·223	·229	·233	·2065
·227	·215	·199	·192	·181	·177	·179	·192	·211	·231	·244	·241	·1810
·230	·219	·213	·202	·196	·195	·217	·231	·253	·271	·276	·278	—
·265	·255	·236	·220	·214	·216	·213	·223	·241	·255	·266	·263	—
·233	·217	·208	·181	·175	·177	·172	·183	·192	·202	·208	·215	—
—	—	—	—	—	—	—	—	—	—	—	—	—
·213	·206	·184	·171	·168	·166	·168	·181	·196	·218	·241	·248	—
·2236	·2133	·2008	·1881	·1778	·1753	·1815	·1924	·2074	·2227	·2328	·2347	·1991
·237	·223	·215	·203	·196	·190	·187	·195	·213	·224	·234	·255	·2099
·249	·236	·222	·210	·205	·203	·204	·216	·224	·236	·246	·255	·2197
·265	·261	·245	·229	·225	·231	·227	·235	·241	·259	·277	·286	·2334
·298	·292	·278	·263	·259	·252	·258	·271	·278	·290	·310	·308	·2653
·294	·286	·273	·256	·246	·236	·231	·240	·266	·286	·286	·300	·2681
—	—	—	—	—	—	—	—	—	—	—	—	·2446
·250	·238	·228	·228	·216	·216	·222	·232	·242	·256	·276	·266	·2242
·239	·233	·215	·200	·192	·195	·198	·226	·236	·254	·266	·268	·2382
—	·247	·235	·220	·215	·220	·221	·244	·268	·279	·278	·277	·2387
·254	·250	·227	·223	·221	·223	·220	·242	·261	·267	·277	·276	·2045
·230	·224	·206	·189	·173	·165	·164	·178	·194	·213	·227	·228	·1865
·202	·201	·187	·183	·172	·174	·162	·176	·193	·218	·236	·241	·2158
—	—	—	—	—	—	—	—	—	—	—	—	·2222
·243	·239	·232	·208	·200	·183	·200	·220	·248	·268	·276	·277	·2082
·229	·226	·217	·202	·188	·189	·208	·226	·244	·262	·270	·269	·2055
·210	·216	·208	·198	·188	·184	·188	·218	·236	·256	·270	·275	·2022
·219	·213	·195	·173	·169	·168	·177	·201	·223	·234	·246	·243	·2209
·226	·221	·220	·195	·178	·165	·166	·176	·202	·213	·222	·229	·2244
·216	·213	·196	·185	·175	·186	·178	·190	·211	·231	·238	·248	·2693
—	—	—	—	—	—	—	—	—	—	—	—	·2352
·244	·242	·233	·222	·215	·215	·224	·242	·258	·275	·284	·291	·2354
·287	·280	·270	·262	·254	·250	·257	·267	·281	·300	·305	·307	·2360
·238	·226	·223	·206	·192	·194	·205	·212	·226	·251	·267	·281	·2208
·248	·242	·230	·232	·231	·227	·228	·235	·244	·262	·266	·265	·2282
·262	·253	·237	·222	·214	·204	·204	·218	·230	·244	·266	·266	·2613
·227	·214	·204	·194	·195	·196	·202	·208	·240	·260	·266	·274	·2846
—	—	—	—	—	—	—	—	—	—	—	—	—
·257	·249	·234	·224	·216	·213	·200	·218	·223	·264	·271	·281	—
·300	·294	·284	·252	·244	·237	·235	·246	·270	·294	·314	·316	—
·305	·300	·284	·270	·264	·260	·260	·276	·296	·318	·324	·330	—
·2495	·2430	·2307	·2173	·2093	·2068	·2087	·2234	·2403	·2582	·2692	·2735	·2301

BAROMETRIC PRESSURE.													
Barometer at 32° = 28 English inches + the numbers in the Table.													
Hours of Mean Göttingen Time.	0	1	2	3	4	5	6	7	8	9	10	11	
Hours of Mean St. Helena Time.	23	0	1	2	3	4	5	6	7	8	9	10	
MAY.	1	.310	.285	.266	.242	.236	.239	.255	.266	.274	.288	.306	.308
	2	.318	.286	.272	.252	.237	.238	.245	.248	.254	.265	.282	.281
	3	.276	.261	.251	.232	.224	.220	.224	.227	.232	.253	.262	.263
	4	.266	.257	.235	.214	.209	.207	.217	.224	.235	.252	.272	.283
	5	—	—	—	—	—	—	—	—	—	—	—	—
	6	.296	.284	.263	.237	.224	.216	.216	.217	.223	.240	.252	.258
	7	.285	.269	.246	.228	.215	.213	.213	.210	.227	.242	.264	.264
	8	.294	.284	.256	.238	.238	.238	.243	.253	.273	.284	.290	.299
	9	.322	.303	.276	.263	.254	.250	.255	.256	.261	.281	.288	.289
	10	.287	.265	.243	.218	.211	.211	.205	.211	.222	.234	.246	.245
	11	.232	.220	.204	.178	.172	.180	.188	.206	.218	.233	.239	.240
	12	—	—	—	—	—	—	—	—	—	—	—	—
	13	.281	.253	.236	.221	.209	.215	.224	.237	.239	.254	.263	.263
	14	.245	.233	.210	.192	.183	.181	.179	.187	.193	.207	.217	.221
	15	.226	.205	.183	.162	.152	.145	.157	.168	.176	.194	.210	.201
	16	.232	.206	.186	.177	.173	.167	.169	.191	.197	.212	.231	.232
	17	.301	.287	.268	.252	.244	.248	.262	.266	.267	.271	.276	.279
	18	.312	.295	.275	.266	.254	.249	.242	.232	.243	.265	.287	.288
	19	—	—	—	—	—	—	—	—	—	—	—	—
	20	.296	.275	.257	.248	.241	.239	.242	.257	.262	.273	.278	.292
	21	.308	.285	.272	.254	.252	.249	.260	.268	.271	.277	.280	.278
	22	.310	.296	.279	.270	.262	.262	.262	.272	.281	.292	.298	.307
	23	.286	.268	.247	.240	.234	.232	.236	.236	.245	.259	.266	.264
	24	.290	.277	.272	.245	.248	.250	.259	.262	.270	.285	.293	.297
	25	.338	.321	.295	.273	.270	.272	.274	.277	.287	.303	.301	.319
	26	—	—	—	—	—	—	—	—	—	—	—	—
	27	.328	.316	.289	.268	.251	.243	.236	.249	.272	.279	.290	.296
	28	.280	.259	.236	.218	.208	.195	.203	.212	.221	.238	.250	.259
	29	.283	.258	.237	.223	.217	.209	.215	.225	.232	.242	.249	.255
	30	.302	.287	.273	.263	.256	.256	.270	.278	.291	.293	.311	.313
	31	.324	.298	.280	.269	.262	.263	.270	.270	.289	.312	.324	.325
Hourly Means	.2899	.2716	.2521	.2349	.2273	.2254	.2304	.2372	.2465	.2603	.2713	.2748	
JUNE.	1	.320	.293	.273	.267	.259	.256	.267	.280	.287	.296	.310	.311
	2	—	—	—	—	—	—	—	—	—	—	—	—
	3	.324	.315	.289	.273	.263	.259	.263	.271	.280	.291	.303	.316
	4	.317	.296	.283	.263	.249	.245	.255	.262	.275	.292	.302	.303
	5	.312	.301	.286	.273	.271	.277	.288	.298	.313	.323	.328	.332
	6	.355	.340	.322	.318	.314	.312	.320	.330	.334	.345	.350	.352
	7	.367	.362	.340	.332	.321	.319	.325	.335	.350	.350	.355	.358
	8	.359	.334	.328	.314	.306	.306	.310	.311	.312	.312	.327	.335
	9	—	—	—	—	—	—	—	—	—	—	—	—
	10	.307	.295	.275	.257	.248	.258	.263	.267	.277	.286	.297	.293
	11	.297	.292	.269	.256	.257	.263	.276	.285	.293	.311	.320	.322
	12	.321	.301	.284	.281	.281	.285	.291	.297	.301	.311	.321	.319
	13	.353	.335	.317	.297	.293	.295	.309	.317	.329	.339	.349	.353
	14	.376	.358	.347	.329	.315	.308	.325	.327	.334	.337	.349	.351
	15	.346	.336	.333	.293	.291	.292	.305	.309	.317	.325	.337	.341
	16	—	—	—	—	—	—	—	—	—	—	—	—
	17	.348	.341	.317	.295	.295	.285	.294	.298	.303	.313	.315	.317
	18	.341	.313	.291	.274	.253	.242	.250	.264	.278	.276	.281	.295
	19	.297	.283	.267	.252	.243	.243	.247	.258	.264	.274	.289	.289
	20	.338	.329	.314	.290	.296	.296	.304	.310	.314	.321	.333	.329
	21	.351	.343	.333	.317	.307	.309	.314	.317	.323	.323	.335	.334
	22	.361	.343	.331	.317	.320	.322	.329	.336	.345	.353	.355	.359
	23	—	—	—	—	—	—	—	—	—	—	—	—
	24	.385	.377	.350	.339	.331	.327	.333	.337	.338	.338	.341	.342
	25	.373	.363	.346	.336	.331	.318	.324	.324	.339	.346	.350	.345
	26	.361	.348	.329	.315	.320	.321	.326	.331	.343	.345	.349	.348
	27	.379	.367	.349	.338	.334	.333	.347	.355	.373	.379	.387	.391
	28	.389	.370	.349	.337	.327	.325	.333	.341	.342	.349	.355	.355
	29	.364	.355	.339	.323	.320	.318	.321	.323	.333	.358	.370	.372
	30	—	—	—	—	—	—	—	—	—	—	—	—
Hourly Means	.3456	.3316	.3144	.2994	.2938	.2926	.3008	.3073	.3159	.3237	.3323	.3345	

BAROMETRIC PRESSURE.
Barometer at 32° = 28 English inches + the numbers in the Table.

12	13	14	15	16	17	18	19	20	21	22	23	Daily and Monthly Means.
11	12	13	14	15	16	17	18	19	20	21	22	
.306	.301	.283	.267	.260	.259	.267	.276	.292	.312	.325	.333	.2815
.277	.271	.252	.234	.229	.221	.224	.230	.242	.254	.269	.283	.2568
.270	.260	.235	.225	.209	.197	.198	.210	.229	.244	.265	.276	.2393
—	—	—	—	—	—	—	—	—	—	—	—	.2584
.296	.280	.281	.265	.253	.247	.245	.265	.282	.296	.309	.311	.2487
.252	.249	.249	.243	.237	.227	.229	.237	.261	.275	.287	.297	.2575
.267	.270	.269	.259	.253	.247	.248	.256	.286	.309	.323	.317	.2804
.300	.296	.289	.281	.281	.275	.268	.278	.297	.319	.326	.329	.2697
.294	.284	.269	.257	.243	.231	.236	.242	.262	.280	.287	.291	.2242
.241	.240	.221	.208	.192	.186	.192	.195	.207	.223	.235	.242	.2343
—	—	—	—	—	—	—	—	—	—	—	—	.2443
.265	.262	.246	.237	.233	.236	.234	.242	.272	.290	.300	.296	.2029
.262	.253	.246	.241	.230	.224	.227	.233	.247	.268	.276	.262	.1886
.214	.205	.196	.184	.175	.176	.179	.197	.207	.219	.238	.232	.2202
.199	.187	.170	.165	.166	.169	.172	.190	.212	.236	.240	.242	.2746
.235	.232	.232	.225	.222	.209	.216	.226	.245	.275	.291	.303	.2702
.269	.268	.246	.264	.264	.273	.273	.279	.293	.295	.307	.320	.2718
—	—	—	—	—	—	—	—	—	—	—	—	.2723
.296	.280	.266	.250	.245	.246	.243	.265	.280	.297	.304	.304	.2763
.293	.285	.275	.263	.250	.254	.260	.271	.283	.300	.316	.314	.2522
.279	.275	.268	.262	.254	.248	.250	.254	.270	.292	.310	.320	.2853
.309	.289	.278	.269	.255	.245	.241	.243	.257	.278	.290	.287	.2993
.258	.256	.247	.236	.228	.228	.228	.243	.256	.274	.290	.296	.2709
.299	.286	.282	.277	.278	.278	.284	.292	.306	.332	.343	.342	.2354
—	—	—	—	—	—	—	—	—	—	—	—	.2556
.307	.313	.300	.297	.286	.281	.281	.291	.305	.321	.331	.341	.2914
.288	.280	.268	.245	.235	.239	.247	.257	.271	.278	.290	.288	.2980
.250	.238	.224	.216	.200	.206	.210	.226	.247	.274	.289	.291	.2922
.268	.268	.258	.256	.252	.255	.264	.268	.280	.298	.310	.313	.2922
.309	.297	.290	.284	.272	.275	.286	.296	.311	.320	.330	.331	.2904
.321	.315	.306	.301	.288	.280	.282	.289	.304	.320	.329	.331	.2980
.2750	.2681	.2579	.2486	.2404	.2375	.2401	.2500	.2668	.2844	.2967	.2997	.2578
—	—	—	—	—	—	—	—	—	—	—	—	.2922
.302	.292	.291	.283	.279	.279	.284	.291	.306	.324	.328	.335	.2904
.314	.306	.297	.286	.272	.270	.268	.280	.288	.302	.318	.322	.2861
.297	.297	.290	.284	.272	.270	.269	.282	.294	.314	.332	.324	.3159
.328	.324	.319	.314	.308	.312	.318	.330	.344	.350	.368	.366	.3381
.344	.338	.330	.316	.317	.323	.327	.335	.348	.381	.384	.380	.3396
.353	.345	.339	.321	.313	.307	.309	.321	.335	.357	.370	.367	.3044
—	—	—	—	—	—	—	—	—	—	—	—	.2740
.319	.309	.295	.277	.271	.260	.258	.268	.276	.295	.311	.313	.2911
.287	.275	.274	.259	.247	.248	.248	.253	.271	.288	.303	.301	.3037
.319	.311	.295	.285	.265	.268	.280	.280	.288	.306	.322	.323	.3280
.312	.305	.298	.288	.278	.282	.290	.300	.308	.329	.350	.356	.3336
.347	.340	.333	.323	.310	.302	.308	.306	.332	.346	.366	.374	.3246
.346	.340	.332	.318	.302	.300	.308	.320	.332	.346	.350	.356	.3126
—	—	—	—	—	—	—	—	—	—	—	—	.2843
.349	.345	.333	.313	.301	.304	.307	.316	.321	.346	.365	.366	.2829
.314	.309	.315	.295	.291	.290	.301	.309	.325	.341	.345	.346	.3190
.290	.291	.287	.281	.275	.269	.268	.282	.293	.299	.315	.315	.3288
.291	.291	.289	.285	.280	.283	.284	.293	.300	.319	.331	.337	.3392
.327	.319	.315	.310	.301	.301	.305	.319	.329	.339	.356	.361	.3426
.333	.333	.329	.319	.315	.314	.316	.325	.336	.343	.357	.366	.3321
—	—	—	—	—	—	—	—	—	—	—	—	.3408
.347	.335	.333	.316	.315	.305	.317	.327	.341	.363	.383	.389	.3634
.336	.331	.333	.331	.327	.323	.328	.333	.347	.358	.369	.369	.3384
.337	.331	.325	.315	.299	.295	.289	.301	.313	.341	.363	.367	.3693
.341	.333	.335	.336	.328	.331	.335	.335	.345	.362	.382	.381	.3190
.380	.381	.377	.361	.350	.346	.348	.352	.352	.369	.384	.390	.3392
.350	.344	.340	.319	.306	.299	.302	.311	.327	.340	.348	.363	.3426
—	—	—	—	—	—	—	—	—	—	—	—	.3321
.403	.397	.391	.379	.375	.381	.387	.389	.400	.411	.422	.432	.3408
.3306	.3249	.3198	.3086	.2999	.2985	.3022	.3103	.3220	.3388	.3529	.3561	.3634

BAROMETRIC PRESSURE.													
Barometer at 32° = 28 English inches + the numbers in the Table.													
Hours of Mean Gottingen Time.	0	1	2	3	4	5	6	7	8	9	10	11	
Hours of Mean St. Helena Time.	23	0	1	2	3	4	5	6	7	8	9	10	
JULY.	1	.427	.415	.396	.393	.389	.385	.391	.393	.398	.406	.419	.423
	2	.425	.413	.401	.388	.380	.386	.388	.398	.398	.408	.421	.415
	3	.435	.417	.399	.395	.386	.400	.403	.401	.401	.422	.434	.441
	4	.436	.424	.405	.396	.388	.387	.392	.400	.412	.426	.436	.439
	5	.415	.395	.372	.350	.339	.337	.352	.358	.363	.375	.383	.378
	6	.404	.393	.383	.362	.361	.363	.368	.374	.375	.380	.385	.385
	7	—	—	—	—	—	—	—	—	—	—	—	—
	8	.365	.346	.320	.309	.297	.299	.315	.323	.329	.339	.349	.354
	9	.348	.338	.317	.295	.289	.293	.301	.301	.305	.317	.327	.326
	10	.334	.319	.291	.281	.272	.277	.289	.295	.303	.313	.322	.323
	11	.352	.342	.328	.322	.319	.337	.339	.350	.352	.360	.378	.385
	12	.401	.385	.369	.347	.349	.356	.367	.372	.380	.390	.391	.390
	13	.397	.383	.361	.346	.335	.330	.334	.333	.343	.357	.361	.367
	14	—	—	—	—	—	—	—	—	—	—	—	—
	15	.395	.384	.358	.342	.347	.351	.364	.380	.388	.404	.426	.428
	16	.463	.450	.429	.419	.418	.419	.425	.433	.442	.442	.447	.449
	17	.459	.442	.411	.396	.392	.388	.395	.418	.425	.433	.438	.439
	18	.413	.403	.383	.353	.340	.353	.361	.363	.373	.382	.394	.393
	19	.358	.341	.327	.309	.305	.307	.315	.324	.331	.340	.343	.345
	20	.362	.347	.326	.319	.319	.322	.338	.350	.376	.387	.393	.397
	21	—	—	—	—	—	—	—	—	—	—	—	—
	22	.413	.394	.377	.353	.339	.335	.334	.342	.353	.361	.367	.374
	23	.350	.331	.305	.296	.288	.292	.287	.289	.292	.297	.302	.307
	24	.322	.306	.289	.268	.266	.262	.268	.270	.284	.298	.307	.308
	25	.339	.324	.304	.287	.289	.292	.295	.307	.324	.333	.337	.344
	26	.387	.371	.352	.336	.326	.336	.341	.354	.368	.378	.387	.394
	27	.413	.401	.380	.362	.359	.358	.368	.387	.396	.407	.415	.417
	28	—	—	—	—	—	—	—	—	—	—	—	—
	29	.354	.341	.323	.307	.295	.289	.300	.318	.335	.339	.347	.345
	30	.366	.357	.352	.333	.325	.324	.338	.340	.349	.362	.365	.375
	31	.414	.406	.399	.390	.388	.393	.395	.392	.394	.402	.410	.423
Hourly Means	.3908	.3766	.3577	.3427	.3370	.3397	.3468	.3543	.3626	.3725	.3809	.3839	
AUGUST.	1	.421	.411	.395	.380	.374	.374	.374	.383	.391	.401	.409	.417
	2	.405	.391	.375	.355	.347	.350	.350	.359	.372	.380	.380	.387
	3	.397	.387	.374	.361	.347	.351	.356	.369	.379	.386	.393	.397
	4	—	—	—	—	—	—	—	—	—	—	—	—
	5	.427	.395	.381	.374	.368	.374	.379	.380	.391	.404	.406	.404
	6	.428	.407	.391	.364	.349	.359	.367	.375	.378	.393	.393	.388
	7	.398	.381	.361	.331	.319	.322	.337	.338	.342	.351	.368	.376
	8	.383	.365	.349	.329	.321	.325	.339	.344	.361	.383	.391	.397
	9	.394	.372	.357	.343	.331	.330	.344	.364	.375	.375	.377	.381
	10	.381	.361	.336	.315	.309	.304	.321	.334	.351	.363	.374	.373
	11	—	—	—	—	—	—	—	—	—	—	—	—
	12	.361	.348	.332	.320	.309	.321	.335	.347	.359	.366	.368	.375
	13	.394	.378	.353	.337	.325	.325	.327	.327	.344	.354	.374	.384
	14	.415	.401	.395	.380	.370	.372	.378	.388	.397	.420	.431	.427
	15	.432	.418	.391	.376	.352	.352	.354	.361	.375	.383	.381	.383
	16	.357	.339	.323	.303	.288	.303	.298	.308	.325	.339	.344	.339
	17	.305	.337	.298	.287	.266	.266	.286	.293	.307	.309	.309	.304
	18	—	—	—	—	—	—	—	—	—	—	—	—
	19	.389	.368	.351	.337	.335	.331	.335	.340	.353	.368	.373	.361
	20	.410	.396	.381	.359	.354	.343	.352	.354	.361	.379	.394	.403
	21	.380	.366	.355	.340	.323	.328	.338	.353	.362	.370	.382	.389
	22	.394	.382	.357	.345	.338	.338	.345	.348	.357	.387	.387	.384
	23	.381	.379	.364	.345	.331	.329	.343	.354	.371	.378	.378	.398
	24	.398	.379	.362	.346	.337	.331	.337	.345	.355	.372	.380	.373
	25	—	—	—	—	—	—	—	—	—	—	—	—
	26	.333	.316	.298	.279	.261	.267	.281	.283	.292	.307	.306	.314
	27	.308	.292	.269	.254	.245	.249	.251	.259	.273	.292	.306	.306
	28	.353	.338	.325	.301	.296	.293	.298	.304	.323	.337	.351	.348
	29	.338	.336	.313	.291	.281	.289	.301	.315	.321	.331	.342	.348
	30	.321	.320	.309	.289	.279	.279	.287	.293	.311	.327	.334	.340
	31	.327	.306	.301	.288	.276	.286	.297	.300	.323	.337	.349	.354
	Sept. 1	—	—	—	—	—	—	—	—	—	—	—	—
Hourly Means	.3789	.3655	.3480	.3307	.3197	.3219	.3300	.3377	.3500	.3627	.3697	.3722	

BAROMETRIC PRESSURE.
Barometer at 32° = 28 English inches + the numbers in the Table.

12	13	14	15	16	17	18	19	20	21	22	23	Daily and Monthly Means.
11	12	13	14	15	16	17	18	19	20	21	22	
.427	.413	.406	.388	.381	.386	.385	.387	.399	.415	.432	.434	.4037
.411	.405	.403	.393	.385	.383	.392	.398	.417	.423	.432	.439	.4042
.449	.448	.438	.425	.407	.403	.403	.413	.422	.437	.444	.443	.4194
.426	.422	.411	.401	.387	.381	.370	.370	.384	.399	.417	.415	.4052
.380	.377	.371	.355	.349	.347	.348	.352	.370	.392	.409	.407	.3697
—	—	—	—	—	—	—	—	—	—	—	—	.3665
.383	.377	.370	.348	.337	.325	.330	.334	.346	.360	.376	.376	.3273
.350	.346	.328	.316	.304	.291	.302	.304	.322	.341	.357	.350	.3057
.319	.308	.297	.290	.282	.281	.271	.275	.287	.304	.328	.339	.3063
.316	.308	.305	.302	.298	.289	.289	.298	.302	.328	.343	.355	.3592
.384	.385	.376	.361	.353	.347	.349	.354	.369	.387	.395	.397	.3705
.387	.381	.358	.353	.342	.339	.344	.350	.363	.380	.398	.399	.3547
—	—	—	—	—	—	—	—	—	—	—	—	.4031
.373	.370	.356	.340	.333	.328	.328	.334	.352	.373	.383	.397	.4349
.425	.426	.420	.405	.391	.399	.404	.410	.425	.448	.472	.483	.4082
.449	.440	.427	.411	.407	.406	.415	.422	.438	.450	.461	.470	.3629
.428	.414	.403	.396	.388	.371	.366	.376	.390	.398	.412	.418	.3318
.382	.379	.365	.348	.334	.326	.326	.330	.335	.348	.360	.366	.3778
.342	.340	.332	.320	.308	.306	.311	.323	.341	.355	.366	.374	.3482
—	—	—	—	—	—	—	—	—	—	—	—	.3001
.432	.422	.402	.392	.380	.377	.377	.382	.397	.411	.429	.431	.2971
.364	.355	.345	.335	.317	.308	.316	.316	.324	.332	.348	.356	.3333
.305	.299	.289	.277	.266	.277	.281	.289	.299	.326	.329	.329	.3708
.302	.301	.301	.294	.283	.284	.290	.298	.311	.327	.344	.347	.3682
.346	.352	.351	.343	.329	.325	.330	.342	.354	.367	.390	.395	.3345
.389	.385	.376	.367	.361	.356	.357	.363	.384	.395	.419	.417	.3626
—	—	—	—	—	—	—	—	—	—	—	—	.4039
.381	.365	.355	.345	.325	.313	.309	.323	.343	.359	.380	.377	.3641
.351	.351	.341	.335	.327	.329	.331	.341	.348	.353	.363	.366	.3878
.374	.365	.360	.357	.353	.353	.357	.371	.387	.397	.423	.419	.3709
.420	.422	.415	.403	.395	.395	.398	.398	.388	.407	.421	.424	.3769
.3813	.3761	.3667	.3556	.3453	.3417	.3437	.3501	.3629	.3782	.3937	.3971	.3926
.411	.402	.390	.372	.362	.351	.357	.361	.375	.389	.399	.409	.3781
.385	.382	.369	.371	.348	.349	.342	.356	.368	.380	.402	.400	.3586
—	—	—	—	—	—	—	—	—	—	—	—	.3659
.398	.390	.384	.366	.355	.342	.348	.358	.374	.396	.411	.428	.3601
.400	.394	.384	.383	.377	.373	.373	.383	.397	.411	.428	.436	.3292
.385	.382	.377	.362	.358	.352	.350	.354	.364	.392	.404	.402	.3506
.374	.366	.359	.352	.341	.342	.346	.354	.374	.388	.394	.392	.3637
.399	.392	.367	.353	.346	.344	.344	.360	.374	.393	.417	.407	.4015
.381	.367	.347	.337	.330	.333	.327	.343	.363	.380	.395	.397	.3629
—	—	—	—	—	—	—	—	—	—	—	—	.3086
.330	.321	.303	.291	.283	.277	.283	.299	.323	.339	.358	.372	.3152
.363	.358	.346	.334	.322	.322	.328	.351	.363	.386	.395	.406	.3567
.380	.372	.367	.358	.352	.347	.355	.359	.376	.398	.427	.417	.3756
.426	.426	.411	.403	.385	.379	.368	.378	.395	.420	.432	.438	.3598
.380	.367	.358	.346	.324	.322	.314	.330	.334	.354	.360	.362	.3603
.335	.318	.301	.283	.264	.264	.273	.279	.291	.297	.319	.316	.3698
—	—	—	—	—	—	—	—	—	—	—	—	.3354
.341	.328	.315	.304	.298	.301	.305	.319	.340	.359	.389	.400	.2922
.357	.356	.344	.340	.331	.332	.339	.355	.365	.383	.405	.414	.2964
.397	.394	.380	.364	.365	.361	.352	.361	.375	.393	.392	.395	.3242
.385	.377	.356	.342	.336	.340	.336	.349	.359	.372	.392	.406	.3108
.378	.360	.354	.344	.340	.342	.338	.344	.355	.368	.377	.385	.3108
.405	.404	.382	.364	.350	.347	.352	.357	.365	.386	.402	.410	.3395
—	—	—	—	—	—	—	—	—	—	—	—	.3709
.350	.338	.314	.293	.282	.278	.276	.291	.307	.321	.341	.343	.3502
.311	.307	.293	.274	.264	.264	.262	.274	.285	.310	.316	.316	.3640
.309	.316	.313	.305	.302	.296	.296	.308	.320	.338	.353	.354	.3501
.348	.348	.334	.324	.307	.307	.299	.305	.317	.335	.343	.348	.3380
.352	.340	.326	.302	.285	.269	.264	.285	.293	.305	.313	.320	.3244
.338	.338	.319	.302	.287	.284	.285	.300	.310	.324	.340	.344	.3357
—	—	—	—	—	—	—	—	—	—	—	—	.3492
.395	.384	.361	.356	.346	.337	.346	.351	.366	.380	.392	.390	.3666
.3709	.3640	.3501	.3380	.3274	.3243	.3244	.3357	.3492	.3666	.3813	.3854	.3813

BAROMETRIC PRESSURE.													
Barometer at 32° = 28 English inches + the numbers in the Table.													
Hours of Mean Göttingen Time.	0	1	2	3	4	5	6	7	8	9	10	11	
Hours of Mean St. Helena Time.	23	0	1	2	3	4	5	6	7	8	9	10	
SEPTEMBER.	2	.380	.366	.343	.325	.305	.309	.309	.323	.339	.349	.359	.362
	3	.355	.339	.318	.308	.302	.303	.305	.305	.320	.345	.348	.347
	4	.309	.303	.293	.279	.266	.268	.287	.287	.292	.308	.304	.306
	5	.280	.257	.243	.240	.217	.215	.227	.233	.238	.250	.258	.252
	6	.280	.266	.252	.238	.229	.239	.241	.262	.280	.292	.299	.295
	7	.309	.305	.301	.276	.266	.264	.271	.282	.298	.314	.329	.327
	8	—	—	—	—	—	—	—	—	—	—	—	—
	9	.304	.297	.290	.281	.259	.264	.278	.295	.310	.332	.354	.362
	10	.386	.372	.351	.331	.329	.331	.337	.343	.360	.388	.406	.406
	11	.422	.405	.386	.373	.360	.350	.357	.354	.368	.372	.398	.401
	12	.382	.363	.348	.331	.311	.304	.307	.318	.326	.334	.339	.343
	13	.330	.312	.296	.284	.278	.283	.277	.284	.293	.307	.317	.328
	14	.340	.319	.309	.300	.296	.291	.296	.307	.310	.331	.348	.350
	15	—	—	—	—	—	—	—	—	—	—	—	—
	16	.330	.309	.292	.280	.263	.271	.271	.287	.293	.304	.319	.318
	17	.292	.264	.253	.232	.212	.213	.227	.237	.252	.266	.282	.282
	18	.260	.240	.235	.219	.211	.213	.227	.224	.251	.275	.288	.295
	19	.299	.287	.270	.258	.252	.252	.272	.277	.291	.308	.317	.325
	20	.337	.309	.293	.277	.248	.242	.258	.254	.265	.281	.296	.293
	21	.305	.285	.269	.250	.244	.234	.237	.250	.261	.285	.305	.304
	22	—	—	—	—	—	—	—	—	—	—	—	—
	23	.301	.289	.258	.243	.241	.242	.250	.265	.289	.291	.311	.325
	24	.304	.291	.275	.254	.250	.237	.243	.257	.289	.309	.333	.329
	25	.309	.295	.273	.250	.245	.244	.258	.271	.287	.305	.299	.305
	26	.287	.277	.271	.235	.211	.226	.234	.241	.246	.254	.273	.275
	27	.285	.263	.238	.234	.220	.221	.221	.221	.239	.256	.263	.277
	28	.275	.253	.242	.224	.201	.208	.220	.233	.246	.259	.275	.277
	29	—	—	—	—	—	—	—	—	—	—	—	—
	30	.327	.308	.289	.271	.269	.278	.288	.299	.315	.331	.335	.342
	Hourly Means	.3195	.3030	.2875	.2717	.2594	.2601	.2679	.2764	.2903	.3058	.3182	.3210
OCTOBER.	1	.313	.297	.285	.275	.272	.277	.286	.289	.295	.316	.340	.326
	2	.304	.287	.271	.267	.252	.254	.262	.268	.288	.300	.314	.315
	3	.326	.313	.291	.273	.271	.272	.279	.292	.303	.314	.315	.331
	4	.325	.311	.295	.287	.282	.289	.296	.304	.318	.327	.329	.324
	5	.319	.299	.285	.283	.279	.273	.295	.305	.315	.327	.336	.340
	6	—	—	—	—	—	—	—	—	—	—	—	—
	7	.375	.358	.348	.332	.322	.316	.310	.312	.318	.340	.339	.340
	8	.334	.323	.297	.275	.268	.268	.269	.276	.287	.307	.324	.327
	9	.277	.265	.239	.240	.232	.246	.252	.265	.275	.294	.299	.309
	10	.301	.288	.275	.275	.278	.278	.282	.297	.307	.323	.330	.340
	11	.351	.335	.313	.299	.270	.271	.277	.290	.292	.307	.313	.312
	12	.307	.293	.275	.254	.240	.241	.249	.251	.272	.287	.305	.313
	13	—	—	—	—	—	—	—	—	—	—	—	—
	14	.301	.290	.280	.281	.259	.263	.269	.277	.300	.308	.311	.331
	15	.337	.327	.326	.308	.314	.310	.326	.339	.345	.357	.361	.372
	16	.367	.350	.338	.322	.322	.311	.315	.330	.341	.359	.349	.354
	17	.363	.358	.343	.327	.310	.303	.307	.315	.339	.346	.355	.354
	18	.345	.335	.323	.315	.297	.291	.291	.309	.320	.339	.344	.356
	19	.345	.331	.308	.291	.279	.275	.287	.303	.311	.328	.339	.339
	20	—	—	—	—	—	—	—	—	—	—	—	—
	21	.313	.287	.277	.253	.244	.246	.248	.255	.267	.282	.286	.294
	22	.271	.257	.242	.231	.230	.217	.229	.243	.259	.269	.285	.287
	23	.333	.324	.303	.281	.269	.264	.274	.282	.291	.303	.313	.321
	24	.302	.297	.273	.246	.249	.238	.230	.342	.252	.267	.274	.273
	25	.291	.272	.244	.232	.203	.203	.207	.212	.232	.245	.254	.266
	26	.241	.250	.223	.204	.204	.204	.205	.216	.234	.249	.257	.259
	27	—	—	—	—	—	—	—	—	—	—	—	—
	28	.276	.262	.241	.235	.228	.223	.229	.241	.258	.273	.280	.293
	29	.265	.267	.237	.222	.215	.205	.203	.211	.226	.247	.253	.255
	30	.254	.240	.225	.207	.199	.196	.203	.209	.221	.234	.241	.251
	31	.286	.275	.253	.250	.222	.221	.215	.228	.237	.247	.251	.261
Hourly Means	.3119	.2997	.2819	.2691	.2596	.2576	.2628	.2726	.2853	.2998	.3073	.3127	

BAROMETRIC PRESSURE.
Barometer at 32° = 28 English inches + the numbers in the Table.

12	13	14	15	16	17	18	19	20	21	22	23	Daily and Monthly Means.
11	12	13	14	15	16	17	18	19	20	21	22	
*360	*353	*335	*325	*313	*305	*317	*329	*342	*358	*367	*374	*3395
*343	*332	*314	*298	*286	*284	*280	*286	*294	*311	*326	*323	*3155
*298	*269	*263	*252	*240	*236	*238	*256	*264	*280	*286	*286	*2779
*251	*247	*233	*213	*216	*222	*228	*252	*266	*280	*290	*294	*2459
*293	*288	*269	*264	*261	*254	*252	*271	*294	*310	*328	*326	*2743
—	—	—	—	—	—	—	—	—	—	—	—	—
*308	*298	*277	*265	*261	*260	*264	*276	*278	*295	*308	*321	*2897
*356	*340	*320	*306	*303	*302	*305	*309	*335	*346	*372	*382	*3167
*396	*382	*372	*367	*357	*356	*358	*375	*395	*405	*415	*423	*3725
*383	*370	*351	*344	*334	*322	*340	*352	*364	*378	*383	*384	*3688
*340	*322	*306	*295	*280	*266	*282	*292	*296	*312	*320	*331	*3187
*328	*314	*295	*282	*271	*267	*279	*292	*311	*321	*338	*342	*3012
—	—	—	—	—	—	—	—	—	—	—	—	—
*342	*332	*313	*305	*298	*288	*288	*294	*310	*324	*334	*335	*3150
*319	*315	*302	*284	*285	*272	*274	*278	*293	*294	*305	*305	*2943
*283	*271	*255	*242	*234	*226	*221	*230	*251	*262	*264	*264	*2506
*301	*293	*281	*266	*250	*236	*242	*254	*260	*278	*291	*302	*2580
*309	*298	*278	*276	*265	*264	*274	*298	*304	*326	*340	*342	*2909
*297	*291	*271	*254	*252	*241	*254	*264	*284	*294	*303	*301	*2775
—	—	—	—	—	—	—	—	—	—	—	—	—
*305	*291	*278	*261	*251	*240	*241	*247	*263	*287	*309	*311	*2714
*319	*314	*289	*269	*255	*250	*264	*282	*298	*306	*313	*316	*2825
*322	*317	*305	*289	*283	*274	*283	*285	*295	*308	*316	*323	*2905
*297	*287	*260	*253	*245	*246	*246	*264	*276	*281	*300	*292	*2745
*263	*252	*240	*214	*205	*195	*199	*214	*232	*250	*280	*289	*2443
*274	*265	*254	*238	*236	*244	*250	*250	*273	*280	*287	*288	*2532
—	—	—	—	—	—	—	—	—	—	—	—	—
*293	*293	*284	*280	*276	*272	*284	*298	*312	*326	*327	*332	*2704
*336	*324	*307	*290	*280	*280	*286	*291	*300	*306	*314	*325	*3038
*3166	*3063	*2901	*2773	*2695	*2641	*2700	*2815	*2956	*3087	*3206	*3244	*2937
*321	*313	*301	*287	*277	*259	*258	*275	*288	*302	*312	*315	*2949
*315	*297	*287	*277	*274	*268	*276	*291	*307	*327	*328	*327	*2898
*323	*310	*298	*289	*285	*284	*282	*302	*316	*328	*337	*334	*3028
*315	*297	*280	*259	*258	*260	*278	*293	*304	*319	*321	*332	*3001
—	—	—	—	—	—	—	—	—	—	—	—	—
*399	*394	*375	*353	*336	*340	*341	*355	*370	*379	*389	*377	*3360
*332	*325	*305	*287	*269	*259	*287	*287	*308	*331	*343	*349	*3205
*317	*299	*281	*257	*250	*255	*268	*287	*299	*296	*295	*285	*2893
*303	*289	*273	*257	*250	*246	*259	*266	*283	*303	*310	*307	*2725
*331	*311	*293	*274	*265	*263	*291	*307	*311	*353	*363	*363	*3041
*316	*306	*287	*269	*251	*262	*261	*283	*303	*326	*325	*321	*2975
—	—	—	—	—	—	—	—	—	—	—	—	—
*279	*263	*249	*242	*226	*221	*223	*236	*260	*282	*294	*295	*2649
*319	*317	*299	*265	*265	*276	*282	*290	*319	*331	*336	*342	*2963
*356	*340	*333	*315	*308	*300	*306	*326	*350	*360	*378	*380	*3364
*356	*343	*325	*311	*309	*314	*334	*356	*366	*366	*366	*370	*3406
*346	*334	*310	*292	*288	*289	*301	*308	*328	*340	*348	*350	*3272
*342	*328	*313	*302	*296	*293	*306	*316	*326	*345	*349	*352	*3222
—	—	—	—	—	—	—	—	—	—	—	—	—
*333	*310	*291	*281	*269	*271	*286	*302	*320	*333	*337	*326	*3081
*293	*275	*251	*237	*218	*227	*235	*253	*370	*283	*289	*286	*2654
*287	*278	*261	*251	*238	*242	*251	*277	*305	*319	*335	*335	*2666
*310	*288	*282	*272	*257	*257	*260	*278	*297	*327	*335	*310	*2929
*271	*246	*221	*213	*197	*209	*235	*248	*258	*281	*301	*299	*2551
*251	*239	*224	*201	*197	*201	*208	*224	*239	*259	*270	*269	*2351
—	—	—	—	—	—	—	—	—	—	—	—	—
*288	*269	*255	*239	*221	*221	*229	*238	*267	*279	*295	*282	*2429
*282	*260	*245	*226	*219	*211	*215	*233	*243	*250	*255	*251	*2470
*255	*253	*225	*210	*196	*196	*200	*202	*220	*234	*250	*258	*2294
*255	*247	*241	*220	*214	*210	*208	*227	*246	*263	*286	*281	*2324
*254	*233	*211	*191	*194	*203	*202	*209	*233	*256	*263	*261	*2357
*3092	*2950	*2784	*2621	*2529	*2532	*2623	*2766	*2939	*3101	*3189	*3169	*2854

BAROMETRIC PRESSURE.													
Barometer at 32° = 28 English inches + the numbers in the Table.													
Hours of Mean Göttingen Time.	0	1	2	3	4	5	6	7	8	9	10	11	
Hours of Mean St. Helena Time.	23	0	1	2	3	4	5	6	7	8	9	10	
NOVEMBER.	1	.251	.243	.230	.219	.203	.191	.191	.210	.217	.229	.237	.237
	2	.254	.247	.229	.207	.198	.186	.188	.209	.227	.238	.243	.258
	3	—	—	—	—	—	—	—	—	—	—	—	—
	4	.316	.310	.296	.278	.260	.259	.271	.275	.282	.300	.302	.305
	5	.206	.299	.282	.264	.261	.264	.272	.275	.282	.297	.306	.309
	6	.293	.280	.256	.244	.228	.212	.222	.234	.242	.259	.275	.285
	7	.299	.287	.276	.271	.261	.260	.265	.281	.297	.322	.334	.341
	8	.263	.357	.352	.329	.314	.300	.310	.319	.328	.343	.351	.364
	9	.330	.319	.299	.296	.279	.278	.276	.286	.297	.306	.311	.312
	10	—	—	—	—	—	—	—	—	—	—	—	—
	11	.271	.262	.247	.233	.223	.217	.212	.229	.249	.261	.268	.279
	12	.291	.289	.263	.252	.242	.232	.227	.232	.233	.251	.267	.278
	13	.280	.281	.254	.244	.231	.233	.237	.250	.267	.284	.296	.303
	14	.305	.294	.273	.261	.249	.244	.253	.265	.281	.292	.306	.308
	15	.323	.308	.294	.276	.271	.267	.271	.277	.292	.300	.316	.321
	16	.331	.311	.301	.278	.266	.253	.250	.259	.270	.278	.294	.306
	17	—	—	—	—	—	—	—	—	—	—	—	—
	18	.261	.242	.226	.201	.197	.186	.194	.197	.215	.231	.240	.248
	19	.288	.284	.259	.245	.231	.225	.227	.241	.257	.262	.276	.284
	20	.294	.283	.251	.229	.204	.196	.207	.227	.235	.254	.263	.282
	21	.306	.294	.279	.253	.245	.233	.233	.242	.253	.277	.293	.299
	22	.278	.261	.240	.223	.202	.193	.201	.201	.205	.219	.232	.244
	23	.207	.197	.181	.168	.151	.151	.152	.153	.172	.192	.199	.209
	24	—	—	—	—	—	—	—	—	—	—	—	—
	25	.227	.213	.184	.170	.150	.145	.146	.153	.166	.187	.193	.205
	26	.221	.211	.200	.194	.175	.167	.156	.163	.181	.190	.206	.248
	27	.243	.230	.210	.185	.167	.153	.161	.172	.176	.193	.205	.219
	28	.236	.224	.219	.199	.188	.183	.177	.181	.194	.206	.221	.227
	29	.260	.248	.225	.210	.194	.185	.173	.177	.186	.194	.202	.209
	30	.260	.252	.242	.217	.202	.195	.197	.199	.217	.230	.243	.240
	Dec. 1	—	—	—	—	—	—	—	—	—	—	—	—
Hourly Means	.2805	.2702	.2526	.2364	.2228	.2157	.2180	.2272	.2393	.2537	.2646	.2738	
DECEMBER.	2	.286	.282	.272	.247	.244	.242	.241	.250	.264	.275	.284	.295
	3	.286	.274	.255	.245	.236	.233	.229	.237	.249	.265	.266	.273
	4	.279	.262	.249	.223	.207	.198	.191	.199	.215	.225	.238	.240
	5	.260	.237	.231	.215	.203	.197	.196	.205	.223	.231	.249	.256
	6	.276	.262	.251	.239	.223	.213	.211	.219	.236	.251	.263	.271
	7	.280	.265	.253	.235	.217	.211	.207	.231	.241	.260	.271	.278
	8	—	—	—	—	—	—	—	—	—	—	—	—
	9	.274	.264	.247	.229	.216	.209	.215	.225	.244	.255	.274	.278
	10	.279	.264	.258	.241	.227	.213	.209	.211	.229	.242	.263	.274
	11	.290	.293	.275	.269	.239	.225	.229	.230	.240	.257	.269	.275
	12	.271	.259	.243	.220	.202	.193	.200	.210	.227	.245	.252	.263
	13	.273	.258	.245	.233	.219	.208	.211	.217	.224	.240	.244	.260
	14	.277	.267	.256	.238	.217	.198	.197	.197	.214	.239	.242	.252
	15	—	—	—	—	—	—	—	—	—	—	—	—
	16	.251	.241	.241	.227	.206	.196	.196	.217	.240	.255	.275	.285
	17	.257	.252	.239	.232	.225	.217	.214	.231	.235	.245	.261	.269
	18	.271	.267	.255	.244	.233	.223	.224	.242	.255	.268	.277	.280
	19	.293	.289	.274	.259	.246	.243	.243	.257	.273	.287	.301	.308
	20	.273	.261	.243	.220	.200	.179	.177	.181	.192	.211	.222	.235
	21	.201	.193	.178	.168	.150	.146	.142	.147	.166	.166	.180	.195
	22	—	—	—	—	—	—	—	—	—	—	—	—
	23	.253	.248	.238	.220	.220	.214	.212	.225	.233	.249	.265	.277
	24	.286	.279	.268	.245	.235	.226	.234	.238	.245	.259	.277	.285
	25	—	—	—	—	—	—	—	—	—	—	—	—
	26	.272	.265	.261	.251	.237	.229	.236	.242	.261	.264	.279	.317
	27	.274	.265	.257	.247	.240	.226	.229	.246	.267	.280	.291	.297
	28	.351	.343	.330	.318	.302	.309	.309	.323	.337	.347	.358	.364
	29	—	—	—	—	—	—	—	—	—	—	—	—
	30	.299	.295	.284	.262	.246	.233	.229	.232	.244	.258	.269	.283
	31	.251	.253	.249	.228	.210	.214	.214	.220	.232	.242	.262	.264
	Hourly Means	.2745	.2655	.2541	.2382	.2240	.2158	.2158	.2253	.2394	.2526	.2653	.2750

BAROMETRIC PRESSURE.
Barometer at 32° = 28 English Inches + the numbers in the Table.

12	13	14	15	16	17	18	19	20	21	22	23	Daily and Monthly Means.
11	12	13	14	15	16	17	18	19	20	21	22	
.238	.214	.199	.194	.187	.185	.193	.215	.231	.245	.265	.262	.2202
—	—	—	—	—	—	—	—	—	—	—	—	.2399
.266	.254	.236	.221	.207	.219	.233	.249	.272	.296	.309	.311	.2846
.293	.279	.269	.249	.240	.243	—	.278	.303	.308	.316	.313	.2742
.299	.279	.255	.242	.236	.238	.229	.246	.268	.280	.293	.298	.2584
.283	.271	.250	.233	.223	.225	.239	.263	.279	.293	.309	.303	.3046
.336	.323	.299	.285	.284	.290	.293	.307	.333	.347	.359	.360	.3261
.353	.337	.319	.288	.280	.291	.294	.310	.326	.331	.336	.331	.2699
—	—	—	—	—	—	—	—	—	—	—	—	.2488
.282	.255	.240	.227	.212	.208	.210	.218	.236	.258	.269	.273	.2575
.268	.245	.235	.227	.215	.215	.227	.252	.263	.277	.299	.297	.2723
.272	.259	.249	.241	.227	.236	.247	.263	.277	.289	.283	.281	.2804
.299	.281	.266	.248	.251	.257	.267	.288	.290	.303	.313	.313	.2938
.295	.277	.261	.258	.258	.261	.267	.279	.297	.307	.317	.322	.2533
.313	.301	.281	.266	.262	.262	.267	.294	.309	.315	.329	.336	.2320
—	—	—	—	—	—	—	—	—	—	—	—	.2601
.256	.232	.195	.180	.173	.177	.195	.216	.248	.261	.273	.277	.2579
.240	.234	.215	.203	.199	.205	.230	.244	.272	.292	.298	.299	.2663
.277	.249	.237	.230	.225	.233	.247	.271	.287	.299	.305	.304	.2169
.283	.257	.245	.233	.239	.247	.259	.275	.291	.306	.319	.311	.1831
.291	.270	.250	.238	.230	.237	.249	.267	.281	.285	.299	.287	.1796
.238	.230	.202	.193	.183	.187	.190	.198	.220	.227	.227	.211	.2024
—	—	—	—	—	—	—	—	—	—	—	—	.1943
.193	.185	.173	.162	.158	.156	.162	.181	.201	.224	.231	.236	.2077
.199	.186	.161	.157	.153	.159	.154	.171	.185	.209	.215	.223	.2044
.215	.213	.198	.188	.181	.187	.195	.209	.221	.235	.247	.256	.2301
.209	.204	.185	.179	.169	.169	.167	.187	.205	.215	.229	.231	—
.222	.200	.193	.177	.173	.175	.189	.209	.229	.245	.257	.261	—
.205	.189	.165	.163	.155	.159	.183	.209	.235	.248	.265	.267	—
—	—	—	—	—	—	—	—	—	—	—	—	—
.252	.232	.209	.194	.197	.201	.211	.241	.255	.267	.283	.287	.2469
.2645	.2483	.2303	.2183	.2122	.2162	.2239	.2438	.2621	.2755	.2863	.2865	.2675
.287	.267	.255	.245	.242	.237	.251	.274	.292	.298	.298	.292	.2502
.266	.243	.227	.211	.212	.213	.225	.247	.271	.275	.280	.287	.2262
.233	.224	.198	.193	.185	.199	.210	.234	.246	.257	.261	.263	.2374
.250	.242	.232	.222	.217	.223	.233	.256	.271	.279	.285	.285	.2514
.270	.258	.243	.227	.227	.235	.248	.261	.279	.289	.291	.290	.2469
—	—	—	—	—	—	—	—	—	—	—	—	.2469
.262	.251	.244	.233	.221	.215	.226	.243	.254	.270	.277	.281	.2455
.279	.271	.249	.228	.209	.205	.217	.237	.257	.275	.283	.286	.2535
.278	.264	.239	.233	.225	.221	.227	.245	.248	.255	.264	.284	.2497
.276	.254	.244	.233	.226	.226	.222	.235	.254	.263	.282	.278	.2364
.259	.244	.231	.206	.204	.217	.230	.252	.270	.282	.289	.285	.2295
.249	.241	.217	.203	.197	.201	.214	.241	.256	.267	.275	.280	.2404
—	—	—	—	—	—	—	—	—	—	—	—	.2417
.241	.237	.219	.201	.191	.185	.198	.228	.240	.253	.267	.255	.2497
.282	.269	.235	.222	.209	.206	.217	.235	.251	.271	.275	.269	.2735
.267	.251	.229	.219	.213	.203	.223	.235	.252	.266	.281	.285	.2006
.279	.247	.222	.211	.204	.205	.222	.245	.266	.273	.287	.292	.1968
.303	.294	.277	.261	.255	.243	.251	.271	.275	.281	.292	.288	.2442
.229	.190	.177	.165	.154	.158	.171	.179	.186	.198	.201	.212	.2575
—	—	—	—	—	—	—	—	—	—	—	—	.2609
.225	.216	.203	.199	.197	.201	.213	.229	.244	.251	.259	.255	.2761
.265	.255	.237	.227	.217	.219	.231	.249	.266	.281	.279	.281	.3207
.285	.267	.249	.235	.229	.235	.249	.259	.269	.271	.277	.279	.2548
—	—	—	—	—	—	—	—	—	—	—	—	.2402
.286	.273	.256	.236	.226	.224	.245	.256	.290	.290	.286	.279	—
.295	.281	.264	.249	.246	.261	.275	.294	.318	.332	.344	.348	—
—	—	—	—	—	—	—	—	—	—	—	—	—
.348	.326	.293	.291	.286	.289	.293	.311	.317	.317	.321	.314	—
.283	.265	.247	.230	.223	.221	.230	.244	.257	.266	.265	.251	—
.261	.241	.221	.207	.203	.205	.229	.248	.256	.287	.288	.279	—
.2703	.2548	.2363	.2234	.2167	.2179	.2300	.2483	.2634	.2739	.2803	.2799	.2469

BAROMETRIC PRESSURE.													
Barometer at 32° = 28 English inches + the numbers in the Table.													
Hours of Mean Göttingen Time.	0	1	2	3	4	5	6	7	8	9	10	11	
Hours of Mean St. Helena Time.	23	0	1	2	3	4	5	6	7	8	9	10	
JANUARY.	1	.272	.263	.251	.242	.226	.220	.231	.246	.266	.281	.302	.311
	2	.316	.305	.292	.280	.268	.267	.258	.271	.280	.295	.299	.301
	3	.301	.285	.274	.247	.235	.228	.234	.244	.261	.280	.291	.298
	4	.287	.281	.270	.244	.239	.234	.241	.244	.261	.268	.285	.287
	5	—	—	—	—	—	—	—	—	—	—	—	—
	6	.265	.263	.238	.224	.214	.223	.228	.228	.245	.266	.274	.278
	7	.263	.251	.230	.219	.206	.206	.208	.216	.221	.234	.238	.243
	8	.246	.243	.229	.213	.211	.215	.214	.237	.254	.268	.279	.288
	9	.313	.294	.283	.273	.266	.265	.262	.273	.284	.305	.320	.331
	10	.294	.283	—	.259	.237	.227	.225	.224	.244	.244	.248	.265
	11	.279	.274	.260	.242	.227	.228	.232	.240	.250	.262	.270	.269
	12	—	—	—	—	—	—	—	—	—	—	—	—
	13	.353	.345	.328	.310	.291	.278	.271	.288	.292	.308	.319	.332
	14	.301	.282	.268	.247	.234	.215	.221	.234	.246	.262	.277	.272
	15	.270	.253	.245	.236	.212	.199	.198	.200	.218	.236	.240	.252
	16	.225	.206	.184	.170	.161	.145	.143	.159	.173	.190	.203	.213
	17	.279	.268	.261	.252	.244	.238	.230	.241	.244	.250	.257	.258
	18	.250	.238	.224	.215	.202	.191	.194	.215	.225	.231	.246	.258
	19	—	—	—	—	—	—	—	—	—	—	—	—
	20	.256	.245	.237	.229	.216	.196	.196	.202	.213	.223	.239	.249
	21	.281	.271	.250	.234	.224	.208	.213	.218	.228	.243	.261	.278
	22	.273	.267	.246	.231	.232	.226	.228	.234	.248	.268	.276	.285
	23	.297	.275	.259	.235	.213	.191	.212	.217	.235	.252	.253	.268
	24	.291	.279	.268	.244	.225	.219	.223	.231	.241	.255	.266	.277
	25	.290	.285	.274	.259	.245	.229	.229	.241	.249	.260	.265	.279
	26	—	—	—	—	—	—	—	—	—	—	—	—
	27	.304	.298	.285	.272	.258	.247	.243	.248	.266	.278	.289	.288
	28	.284	.276	.265	.239	.230	.219	.221	.241	.260	.269	.283	.290
	29	.297	.291	.284	.273	.267	.257	.255	.263	.275	.289	.304	.317
	30	.316	.312	.304	.291	.277	.270	.254	.255	.265	.270	.274	.284
	31	.300	.284	.275	.267	.246	.241	.243	.249	.260	.271	.277	.285
Hourly Means	.2853	.2747	.2609	.2462	.2336	.2253	.2262	.2355	.2483	.2614	.2717	.2799	
FEBRUARY.	1	.307	.295	.279	.263	.244	.234	.218	.218	.229	.247	.259	.272
	2	—	—	—	—	—	—	—	—	—	—	—	—
	3	.245	.234	.211	.187	.172	.165	.162	.171	.185	.202	.214	.227
	4	.242	.231	.221	.213	.197	.180	.170	.173	.177	.185	.187	.190
	5	.257	.245	.235	.222	.198	.179	.175	.182	.183	.194	.210	.219
	6	.239	.237	.226	.208	.192	.186	.191	.200	.211	.219	.243	.257
	7	.279	.264	.267	.249	.228	.221	.211	.218	.234	.258	.269	.283
	8	.329	.318	.304	.279	.261	.247	.242	.237	.243	.250	.258	.266
	9	—	—	—	—	—	—	—	—	—	—	—	—
	10	.261	.243	.227	.220	.213	.212	.210	.219	.222	.239	.256	.261
	11	.259	.255	.238	.217	.197	.192	.192	.204	.216	.229	.246	.253
	12	.264	.249	.229	.211	.191	.181	.189	.202	.206	.219	.227	.233
	13	.266	.255	.237	.224	.211	.202	.209	.216	.228	.243	.256	.274
	14	.304	.301	.281	.268	.256	.255	.251	.259	.272	.284	.301	.316
	15	.328	.326	.305	.289	.272	.257	.253	.270	.280	.297	.310	.321
	16	—	—	—	—	—	—	—	—	—	—	—	—
	17	.314	.307	.288	.266	.255	.253	.258	.263	.272	.292	.302	.307
	18	.328	.320	.304	.286	.281	.282	.288	.302	.314	.324	.334	.348
	19	.316	.302	.281	.260	.236	.226	.230	.237	.256	.278	.294	.305
	20	.285	.273	.253	.226	.227	.217	.211	.225	.236	.261	.277	.287
	21	.291	.281	.259	.238	.222	.219	.220	.235	.247	.259	.268	.280
	22	.285	.279	.258	.243	.231	.223	.223	.219	.236	.264	.288	.300
	23	—	—	—	—	—	—	—	—	—	—	—	—
	24	.263	.256	.227	.207	.188	.177	.173	.178	.191	.218	.225	.233
	25	.243	.239	.212	.192	.185	.181	.183	.192	.215	.236	.256	.268
	26	.286	.281	.268	.255	.238	.234	.235	.248	.259	.272	.283	.297
	27	.281	.276	.260	.243	.228	.220	.220	.229	.239	.245	.258	.261
	28	.255	.241	.224	.212	.203	.193	.202	.210	.220	.237	.243	.246
Hourly Means	.2803	.2712	.2539	.2366	.2219	.2140	.2132	.2211	.2321	.2480	.2610	.2710	

BAROMETRIC PRESSURE.
Barometer at 32° = 28 English inches + the numbers in the Table.

12	13	14	15	16	17	18	19	20	21	22	23	Daily and Monthly Means.
11	12	13	14	15	16	17	18	19	20	21	22	
·297	·279	·263	·243	·239	·239	·253	·273	·292	·300	·315	·323	·2678
·287	·271	·247	·241	·237	·243	·253	·273	·285	·293	·307	·309	·2782
·293	·269	·259	·248	·239	·237	·249	·265	·273	·286	·292	·292	·2658
—	—	—	—	—	—	—	—	—	—	—	—	·2503
·265	·241	·236	·223	·205	·206	·225	·240	·253	·253	·258	·261	·2435
·271	·253	·233	·221	·215	·217	·211	·243	·251	·257	·259	·267	·2236
·234	·220	·203	·187	·183	·191	·207	·227	·237	·242	·247	·253	·2545
·280	·264	·243	·225	·230	·242	·257	·274	·283	·293	·299	·320	·2874
·324	·306	·290	·266	·253	·255	·261	·273	·286	·309	·301	·304	·2459
·265	·242	·230	·218	·211	·201	·219	·245	·254	·264	·279	·278	·2794
—	—	—	—	—	—	—	—	—	—	—	—	·2997
·307	·299	·279	·266	·267	·271	·285	·299	·325	·344	·365	·365	·2432
·328	·306	·283	·265	·255	·249	·265	·281	·300	·311	·317	·317	·2181
·265	·244	·220	·201	·191	·192	·203	·224	·241	·257	·265	·275	·1965
·239	·223	·196	·177	·170	·171	·181	·193	·217	·230	·237	·241	·2389
·216	·194	·177	·168	·173	·175	·187	·207	·231	·254	·278	·285	·2219
·250	·245	·239	·216	·196	·185	·191	·201	·225	·243	·257	·264	·2296
—	—	—	—	—	—	—	—	—	—	—	—	·2493
·215	·209	·198	·189	·189	·187	·197	·213	·245	·256	·269	·271	·2588
·248	·230	·213	·201	·203	·199	·198	·232	·250	·273	·280	·283	·2478
·273	·257	·247	·235	·236	·234	·244	·253	·266	·277	·280	·272	·2523
·279	·267	·251	·240	·232	·241	·245	·261	·283	·297	·297	·305	·2565
·260	·250	·235	·219	·220	·227	·232	·256	·267	·281	·295	·298	·2677
·277	·265	·246	·230	·220	·221	·225	·237	·263	·275	·289	·289	·2587
—	—	—	—	—	—	—	—	—	—	—	—	·2837
·282	·262	·228	·217	·213	·216	·237	·250	·268	·286	·297	·296	·2714
·287	·276	·256	·239	·235	·235	·231	·247	·271	·279	·296	·297	·2697
·282	·265	·237	·226	·222	·220	·240	·268	·282	·293	·299	·297	·2837
·314	·292	·270	·262	·260	·253	·250	·275	·299	·311	·327	·324	·2714
·287	·274	·252	·225	·229	·234	·239	·255	·269	·281	·297	·299	·2697
·283	·276	·256	·242	·237	·246	·254	·270	·294	·300	·306	·310	—
·2744	·2585	·2403	·2256	·2207	·2217	·2311	·2494	·2670	·2794	·2892	·2924	·2541
—	—	—	—	—	—	—	—	—	—	—	—	·2406
·261	·247	·222	·196	·188	·192	·198	·212	·232	·246	·264	·252	·2018
·224	·220	·194	·183	·173	·168	·176	·192	·212	·236	·246	·245	·2000
·197	·183	·179	·170	·166	·174	·181	·197	·227	·246	·253	·262	·2013
·214	·204	·189	·167	·156	·162	·160	·179	·202	·223	·234	·243	·2266
·263	·248	·223	·212	·213	·216	·209	·221	·235	·245	·270	·274	·2588
·280	·272	·261	·250	·239	·235	·244	·246	·266	·286	·320	·331	·2513
—	—	—	—	—	—	—	—	—	—	—	—	·2355
·260	·245	·239	·215	·204	·205	·207	·218	·234	·245	·260	·266	·2274
·259	·243	·229	·211	·209	·212	·227	·238	·250	·262	·267	·267	·2188
·244	·233	·219	·204	·194	·205	·213	·227	·239	·247	·267	·267	·2470
·236	·229	·218	·204	·184	·180	·187	·206	·227	·247	·265	·267	·2852
·280	·267	·255	·243	·232	·228	·226	·244	·267	·283	·283	·299	·2915
·319	·303	·283	·270	·254	·256	·267	·276	·297	·315	·327	·330	·2875
—	—	—	—	—	—	—	—	—	—	—	—	·3058
·294	·279	·269	·261	·266	·274	·281	·292	·309	·319	·325	·318	·2692
·302	·288	·282	·271	·262	·261	·273	·286	·310	·323	·331	·335	·2568
·342	·325	·311	·288	·279	·278	·287	·292	·299	·309	·309	·310	·2526
·305	·301	·273	·247	·239	·239	·249	·257	·269	·283	·290	·289	·2392
·294	·285	·273	·259	·237	·230	·237	·243	·249	·279	·303	·297	·2137
·284	·273	·252	·227	·222	·220	·216	·237	·253	·276	·290	·294	·2335
—	—	—	—	—	—	—	—	—	—	—	—	·2615
·243	·240	·220	·195	·185	·185	·199	·203	·229	·245	·272	·277	·2347
·239	·228	·222	·211	·187	·182	·189	·213	·217	·226	·240	·238	·2449
·267	·253	·247	·233	·224	·220	·224	·237	·256	·267	·286	·287	—
·291	·273	·263	·245	·233	·232	·235	·252	·257	·272	·285	·282	—
·254	·237	·227	·205	·185	·188	·196	·210	·228	·244	·249	·250	—
·249	·245	·233	·235	·236	·236	·253	·265	·285	·308	·324	·322	—
·2667	·2550	·2410	·2251	·2153	·2158	·2223	·2351	·2520	·2680	·2817	·2832	·2452

BAROMETRIC PRESSURE.													
Barometer at 32° = 28 English inches + the numbers in the Table.													
Hours of Mean Göttingen Time.	0	1	2	3	4	5	6	7	8	9	10	11	
Hours of Mean St. Helena Time.	23	0	1	2	3	4	5	6	7	8	9	10	
MARCH.	1	.322	.308	.290	.265	.250	.250	.253	.258	.266	.282	.292	.305
	2	—	—	—	—	—	—	—	—	—	—	—	—
	3	.318	.309	.285	.263	.248	.236	.246	.258	.266	.274	.289	.301
	4	.322	.304	.278	.255	.242	.237	.235	.241	.254	.269	.278	.280
	5	.262	.254	.232	.217	.200	.194	.202	.204	.221	.232	.239	.252
	6	.275	.264	.243	.235	.234	.230	.226	.227	.241	.249	.271	.276
	7	.261	.250	.233	.217	.212	.209	.213	.220	.229	.243	.261	.274
	8	.276	.273	.254	.240	.228	.221	.219	.226	.236	.254	.269	.275
	9	—	—	—	—	—	—	—	—	—	—	—	—
	10	.291	.288	.273	.262	.248	.248	.236	.245	.262	.267	.281	.295
	11	.288	.279	.266	.243	.224	.214	.210	.215	.226	.241	.248	.267
	12	.279	.274	.269	.244	.244	.252	.251	.267	.279	.288	.303	.308
	13	.292	.287	.266	.246	.250	.244	.252	.257	.263	.273	.290	.294
	14	.298	.291	.267	.251	.238	.232	.239	.251	.268	.279	.284	.287
	15	.310	.300	.283	.263	.257	.248	.256	.263	.266	.271	.287	.293
	16	—	—	—	—	—	—	—	—	—	—	—	—
	17	.291	.284	.270	.265	.259	.255	.257	.259	.268	.278	.282	.282
	18	.284	.275	.259	.248	.238	.246	.237	.250	.266	.283	.289	.292
	19	.322	.317	.288	.281	.279	.273	.270	.285	.296	.308	.319	.323
	20	.311	.300	.281	.270	.256	.255	.253	.266	.272	.286	.303	.303
	21	—	—	—	—	—	—	—	—	—	—	—	—
	22	.294	.280	.264	.241	.222	.216	.212	.218	.226	.247	.267	.278
	23	—	—	—	—	—	—	—	—	—	—	—	—
	24	.264	.244	.226	.203	.188	.178	.184	.200	.218	.232	.239	.243
	25	.295	.286	.270	.245	.230	.227	.228	.234	.242	.264	.278	.285
	26	.319	.307	.281	.263	.258	.247	.246	.257	.269	.281	.292	.297
	27	.332	.311	.287	.271	.267	.261	.269	.271	.281	.293	.298	.301
	28	.326	.310	.288	.270	.259	.259	.253	.258	.271	.289	.303	.297
	29	.314	.298	.283	.261	.239	.239	.246	.254	.264	.274	.289	.303
	30	—	—	—	—	—	—	—	—	—	—	—	—
	31	.345	.331	.317	.301	.286	.279	.281	.287	.305	.315	.329	.336
Hourly Means	.2996	.2890	.2701	.2528	.2422	.2380	.2390	.2468	.2582	.2709	.2832	.2899	
APRIL.	1	.317	.298	.278	.272	.255	.251	.248	.260	.274	.294	.301	.302
	2	.299	.281	.262	.235	.226	.224	.232	.247	.258	.266	.278	.281
	3	.289	.261	.237	.215	.205	.202	.211	.218	.234	.250	.251	.267
	4	.301	.281	.265	.246	.232	.225	.227	.239	.252	.264	.276	.280
	5	.327	.303	.278	.261	.245	.238	.260	.266	.275	.295	.308	.312
	6	—	—	—	—	—	—	—	—	—	—	—	—
	7	.338	.319	.286	.281	.273	.270	.276	.279	.293	.312	.320	.327
	8	.301	.284	.262	.243	.228	.232	.242	.248	.261	.273	.281	.287
	9	.307	.299	.278	.263	.246	.248	.254	.264	.276	.290	.302	.307
	10	.302	.279	.262	.237	.220	.215	.218	.226	.231	.256	.273	.284
	11	.266	.250	.237	.227	.209	.202	.216	.218	.223	.230	.239	.238
	12	.244	.225	.213	.195	.186	.183	.184	.191	.204	.223	.237	.237
	13	—	—	—	—	—	—	—	—	—	—	—	—
	14	.326	.303	.284	.270	.258	.263	.264	.268	.268	.280	.287	.290
	15	.302	.281	.266	.252	.238	.236	.236	.238	.250	.262	.267	.258
	16	.300	.285	.268	.254	.234	.226	.233	.236	.255	.272	.285	.288
	17	.335	.311	.292	.276	.260	.256	.252	.256	.266	.287	.293	.298
	18	.372	.349	.325	.316	.283	.280	.276	.285	.296	.318	.330	.327
	19	.323	.305	.293	.272	.262	.257	.260	.274	.289	.319	.327	.325
	20	—	—	—	—	—	—	—	—	—	—	—	—
	21	.347	.327	.309	.303	.278	.277	.284	.294	.299	.309	.319	.332
	22	.333	.318	.299	.290	.269	.268	.272	.283	.294	.311	.321	.322
	23	.321	.297	.270	.259	.252	.248	.252	.253	.256	.264	.270	.286
	24	.288	.277	.274	.252	.243	.248	.250	.251	.266	.275	.284	.287
	25	.299	.281	.267	.260	.245	.238	.235	.238	.249	.261	.266	.273
	26	.280	.265	.239	.224	.218	.212	.212	.220	.233	.240	.242	.237
	27	—	—	—	—	—	—	—	—	—	—	—	—
	28	.264	.243	.233	.217	.208	.212	.232	.234	.245	.254	.263	.257
	29	.282	.268	.254	.233	.224	.224	.224	.232	.246	.260	.263	.260
	30	.276	.271	.243	.232	.218	.214	.212	.217	.233	.249	.259	.260
Hourly Means	.3053	.2869	.2682	.2533	.2390	.2365	.2408	.2475	.2587	.2736	.2824	.2855	

BAROMETRIC PRESSURE.
Barometer at 32° = 28 English inches + the numbers in the Table.

12	13	14	15	16	17	18	19	20	21	22	23	Daily and Monthly Means.
11	12	13	14	15	16	17	18	19	20	21	22	
—	—	—	—	—	—	—	—	—	—	—	—	} *2747
*286	*274	*252	*243	*235	*235	*245	*261	*283	*302	*317	*318	
*297	*287	*277	*261	*255	*253	*253	*263	*286	*310	*325	*328	
*279	*266	*247	*224	*211	*202	*208	*223	*234	*258	*271	*275	*2539
*250	*240	*220	*210	*193	*204	*213	*226	*246	*265	*273	*281	*2304
*275	*261	*249	*230	*216	*212	*210	*223	*234	*253	*270	*272	*2448
*272	*264	*249	*233	*220	*210	*211	*233	*242	*267	*275	*286	*2410
—	—	—	—	—	—	—	—	—	—	—	—	} *2449
*255	*243	*229	*220	*213	*212	*218	*228	*242	*265	*286	*297	
*287	*274	*261	*239	*232	*236	*241	*245	*265	*279	*290	*291	
*270	*259	*255	*244	*241	*237	*241	*244	*254	*276	*279	*283	*2502
*304	*289	*276	*271	*254	*245	*243	*255	*262	*283	*293	*304	*2724
*292	*279	*271	*253	*230	*225	*231	*237	*263	*273	*290	*303	*2650
*283	*271	*258	*240	*223	*223	*227	*236	*260	*275	*288	*296	*2610
—	—	—	—	—	—	—	—	—	—	—	—	} *2685
*279	*274	*267	*254	*231	*234	*239	*244	*257	*280	*298	*291	
*281	*270	*258	*234	*223	*220	*226	*238	*260	*277	*286	*291	
*289	*280	*248	*245	*225	*231	*256	*273	*286	*312	*325	*333	*2696
*317	*296	*275	*260	*240	*234	*238	*253	*280	*309	*327	*322	*2880
*302	*294	*275	*253	*242	*251	*263	*267	*305	*323	*341	*341	*2839
—	—	—	—	—	—	—	—	—	—	—	—	} *2419
*256	*246	*220	*211	*207	*200	*214	*225	*241	*265	*282	*275	
*247	*244	*235	*224	*215	*205	*215	*227	*244	*269	*287	*291	
*282	*282	*272	*267	*261	*259	*276	*289	*309	*319	*333	*328	*2734
*285	*288	*270	*265	*264	*266	*272	*288	*302	*323	*335	*337	*2838
*293	*286	*270	*259	*257	*260	*267	*280	*291	*311	*320	*327	*2859
*291	*283	*276	*265	*256	*248	*262	*266	*286	*300	*324	*324	*2818
—	—	—	—	—	—	—	—	—	—	—	—	} *2878
*319	*307	*297	*277	*270	*268	*277	*293	*313	*330	*343	*350	
*331	*322	*303	*286	*277	*271	*277	*287	*305	*319	*331	*328	
*2849	*2752	*2604	*2467	*2356	*2336	*2409	*2522	*2700	*2897	*3036	*3069	*2658
*301	*285	*272	*264	*267	*271	*269	*281	*291	*295	*307	*313	*2819
*272	*265	*246	*232	*223	*212	*222	*231	*242	*256	*272	*279	*2517
*253	*244	*240	*234	*229	*223	*237	*253	*272	*285	*293	*308	*2463
*285	*279	*269	*258	*244	*241	*253	*269	*285	*312	*331	*329	*2685
—	—	—	—	—	—	—	—	—	—	—	—	} *2928
*337	*328	*311	*287	*269	*263	*271	*285	*303	*323	*337	*345	
*325	*309	*272	*269	*257	*251	*251	*265	*273	*288	*297	*316	
*289	*279	*265	*260	*252	*249	*256	*270	*287	*305	*320	*315	*2704
*313	*304	*290	*279	*271	*269	*273	*285	*295	*317	*312	*311	*2855
*278	*263	*244	*228	*212	*214	*219	*232	*271	*281	*285	*279	*2504
*232	*230	*213	*192	*181	*181	*181	*203	*226	*235	*261	*263	*2230
—	—	—	—	—	—	—	—	—	—	—	—	} *2439
*286	*277	*261	*252	*236	*234	*250	*268	*291	*308	*332	*338	
*288	*273	*259	*247	*240	*239	*239	*257	*265	*283	*302	*305	
*251	*244	*227	*227	*214	*217	*222	*236	*263	*284	*300	*311	*2534
*281	*280	*269	*261	*246	*256	*273	*289	*305	*323	*342	*341	*2751
*291	*283	*274	*265	*269	*270	*274	*294	*320	*348	*360	*377	*2919
*330	*321	*313	*294	*289	*284	*283	*285	*299	*311	*318	*325	*3087
—	—	—	—	—	—	—	—	—	—	—	—	} *2990
*320	*313	*297	*281	*272	*274	*274	*292	*310	*330	*346	*361	
*327	*324	*293	*275	*264	*259	*271	*277	*293	*305	*319	*331	
*311	*301	*283	*270	*262	*258	*269	*276	*294	*315	*324	*327	*2946
*286	*279	*274	*252	*242	*226	*226	*240	*270	*285	*293	*301	*2667
*288	*289	*281	*278	*265	*257	*255	*263	*275	*293	*303	*312	*2731
*269	*264	*254	*246	*248	*239	*248	*263	*270	*281	*291	*304	*2620
—	—	—	—	—	—	—	—	—	—	—	—	} *2260
*225	*215	*197	*187	*180	*179	*191	*211	*230	*242	*271	*274	
*246	*238	*224	*220	*210	*212	*223	*239	*255	*273	*290	*293	
*256	*240	*225	*221	*215	*214	*222	*242	*265	*275	*288	*281	*2464
*263	*262	*257	*247	*243	*245	*248	*266	*284	*298	*316	*314	*2553
*2847	*2765	*2619	*2510	*2423	*2399	*2452	*2605	*2782	*2943	*3081	*3136	*2682

BAROMETRIC PRESSURE.													
Barometer at 32° = 28 English inches + the numbers in the Table.													
Hours of Mean Göttingen Time.	0	1	2	3	4	5	6	7	8	9	10	11	
Hours of Mean St. Helena Time.	23	0	1	2	3	4	5	6	7	8	9	10	
MAY.	1	.309	.295	.280	.260	.254	.253	.251	.249	.259	.269	.276	.277
	2	.309	.285	.267	.240	.222	.224	.228	.228	.234	.254	.263	.262
	3	.278	.261	.237	.219	.211	.206	.209	.208	.229	.245	.260	.260
	4	—	—	—	—	—	—	—	—	—	—	—	—
	5	.259	.247	.237	.214	.204	.199	.193	.201	.220	.238	.243	.241
	6	.253	.237	.215	.192	.185	.176	.180	.188	.189	.204	.215	.217
	7	.260	.239	.226	.213	.206	.212	.211	.221	.228	.249	.257	.269
	8	.305	.293	.268	.246	.248	.248	.256	.266	.271	.286	.301	.305
	9	.316	.298	.284	.272	.271	.271	.275	.279	.295	.306	.318	.320
	10	.339	.331	.318	.307	.294	.281	.277	.279	.286	.304	.308	.313
	11	—	—	—	—	—	—	—	—	—	—	—	—
	12	.335	.320	.304	.287	.288	.289	.303	.305	.322	.342	.351	.364
	13	.347	.328	.315	.301	.288	.287	.290	.297	.310	.319	.319	.333
	14	.333	.316	.295	.285	.274	.272	.282	.285	.293	.306	.305	.307
	15	.327	.305	.284	.266	.262	.270	.282	.288	.310	.322	.330	.332
	16	.351	.321	.310	.296	.276	.286	.294	.300	.312	.320	.330	.321
	17	.336	.313	.291	.276	.263	.258	.272	.274	.285	.296	.311	.299
	18	—	—	—	—	—	—	—	—	—	—	—	—
	19	.336	.314	.283	.270	.268	.268	.277	.288	.300	.314	.315	.324
	20	.344	.334	.312	.286	.282	.279	.283	.291	.298	.298	.300	.296
	21	.308	.288	.270	.261	.250	.245	.253	.255	.268	.280	.288	.295
	22	.298	.279	.269	.240	.243	.243	.246	.250	.262	.273	.287	.291
	23	.324	.315	.298	.287	.287	.280	.291	.308	.308	.324	.330	.327
	24	.361	.353	.348	.317	.315	.315	.318	.322	.325	.343	.352	.369
	25	—	—	—	—	—	—	—	—	—	—	—	—
	26	.339	.328	.294	.286	.269	.259	.272	.283	.308	.302	.315	.312
	27	.332	.320	.290	.274	.276	.277	.281	.271	.292	.314	.300	.302
	28	.330	.304	.283	.265	.266	.277	.291	.293	.296	.312	.320	.316
	29	.332	.325	.302	.281	.279	.284	.289	.305	.316	.328	.339	.343
	30	.346	.333	.313	.290	.285	.298	.314	.328	.344	.367	.365	.365
	31	.346	.335	.316	.294	.276	.275	.289	.308	.326	.339	.338	.341
June 1	—	—	—	—	—	—	—	—	—	—	—	—	
Hourly Means	.3205	.3043	.2855	.2676	.2608	.2604	.2669	.2730	.2847	.2983	.3050	.3074	
JUNE.	2	.345	.337	.322	.298	.292	.285	.292	.297	.318	.330	.339	.339
	3	.353	.340	.325	.322	.316	.314	.320	.332	.341	.361	.367	.378
	4	.397	.388	.370	.346	.340	.340	.344	.354	.367	.384	.392	.403
	5	.407	.393	.379	.358	.347	.340	.358	.362	.369	.379	.391	.399
	6	.385	.374	.355	.338	.333	.330	.327	.330	.338	.347	.368	.371
	7	.374	.364	.344	.321	.313	.313	.317	.322	.340	.344	.353	.363
	8	—	—	—	—	—	—	—	—	—	—	—	—
	9	.412	.398	.388	.372	.369	.368	.382	.392	.402	.408	.416	.418
	10	.376	.369	.349	.337	.330	.327	.334	.341	.345	.353	.361	.381
	11	.379	.358	.338	.327	.323	.322	.323	.333	.344	.362	.374	.378
	12	.413	.399	.382	.364	.353	.361	.369	.371	.374	.383	.398	.408
	13	.411	.402	.382	.358	.357	.359	.375	.388	.394	.396	.396	.402
	14	.434	.414	.393	.385	.377	.386	.391	.397	.411	.421	.423	.424
	15	—	—	—	—	—	—	—	—	—	—	—	—
	16	.403	.385	.358	.350	.344	.341	.344	.354	.356	.372	.387	.389
	17	.405	.385	.374	.353	.341	.337	.341	.347	.357	.375	.394	.402
	18	.418	.399	.379	.368	.353	.347	.349	.369	.377	.384	.388	.394
	19	.405	.394	.373	.347	.344	.337	.339	.349	.351	.357	.367	.371
	20	.370	.356	.332	.324	.318	.319	.319	.320	.320	.333	.343	.348
	21	.365	.356	.340	.327	.315	.313	.315	.323	.334	.340	.348	.350
	22	—	—	—	—	—	—	—	—	—	—	—	—
	23	.354	.342	.329	.307	.307	.312	.317	.322	.319	.320	.319	.321
	24	.321	.314	.309	.288	.284	.275	.295	.307	.322	.338	.342	.345
	25	.372	.363	.349	.342	.341	.341	.355	.359	.363	.372	.378	.386
	26	.418	.405	.379	.375	.378	.381	.388	.402	.412	.422	.420	.430
	27	.438	.418	.401	.391	.384	.387	.379	.392	.415	.423	.442	.438
	28	.432	.428	.403	.389	.385	.387	.395	.407	.423	.433	.434	.430
	29	—	—	—	—	—	—	—	—	—	—	—	—
	30	.402	.387	.369	.350	.343	.342	.349	.353	.371	.385	.402	.402
	Hourly Means	.3916	.3787	.3609	.3455	.3395	.3386	.3447	.3529	.3625	.3729	.3817	.3868

BAROMETRIC PRESSURE.

Barometer at 32° = 28 English inches + the numbers in the Table.

12	13	14	15	16	17	18	19	20	21	22	23	Daily and Monthly Means.
11	12	13	14	15	16	17	18	19	20	21	22	
·275	·267	·259	·248	·239	·233	·243	·263	·276	·286	·301	·319	·2684
·258	·241	·230	·223	·220	·218	·227	·238	·264	·273	·282	·292	·2492
—	—	—	—	—	—	—	—	—	—	—	—	·2371
·261	·255	·241	·222	·214	·212	·213	·223	·240	·250	·264	·272	·2223
·236	·225	·213	·201	·197	·193	·187	·199	·226	·243	·258	·261	·2094
·215	·210	·198	·198	·187	·179	·187	·198	·224	·248	·260	·270	·2536
·268	·270	·268	·261	·253	·249	·250	·266	·285	·295	·314	·317	·2830
·303	·292	·280	·271	·266	·267	·272	·283	·297	·311	·327	·330	·2956
·314	·303	·290	·283	·272	·274	·278	·290	·296	·318	·328	·344	3135
—	—	—	—	—	—	—	—	—	—	—	—	·3300
·335	·329	·326	·316	·308	·305	·310	·317	·325	·331	·343	·341	·3133
·359	·359	·348	·334	·318	·320	·324	·328	·340	·347	·366	·367	·2958
·325	·319	·309	·296	·283	·287	·295	·309	·327	·337	·352	·346	·3046
·305	·295	·282	·278	·271	·269	·274	·281	·300	·320	·338	·334	·3118
·326	·315	·299	·291	·277	·281	·289	·299	·314	·334	·353	·355	·2925
·318	·309	·305	·296	·286	·286	·291	·306	·327	·341	·351	·351	·3043
—	—	—	—	—	—	—	—	—	—	—	—	·2898
·311	·298	·281	·271	·261	·262	·269	·283	·300	·326	·343	·341	·2756
·319	·312	·311	·292	·291	·287	·290	·301	·318	·331	·347	·348	·2764
·292	·288	·276	·257	·243	·243	·254	·275	·289	·299	·318	·319	·3117
·289	·285	·277	·271	·265	·267	·256	·260	·281	·289	·309	·305	·3256
·285	·284	·275	·269	·259	·261	·266	·287	·295	·311	·327	·334	·2973
·328	·316	·319	·300	·289	·293	·293	·303	·316	·334	·355	·357	·2924
—	—	—	—	—	—	—	—	—	—	—	—	·3029
·342	·338	·334	·307	·293	·285	·287	·296	·303	·319	·333	·340	·3158
·302	·294	·301	·292	·275	·271	·257	·273	·292	·309	·326	·336	·3342
·296	·291	·281	·272	·270	·272	·271	·282	·291	·302	·325	·335	·3117
·303	·300	·282	·282	·286	·283	·303	·307	·334	·346	·364	·364	·3293
·329	·328	·317	·311	·300	·291	·295	·310	·329	·338	·352	·356	·2924
·361	·349	·339	·329	·324	·323	·328	·324	·332	·350	·364	·351	·3029
—	—	—	—	—	—	—	—	—	—	—	—	·3158
·319	·305	·293	·288	·281	·277	·280	·296	·316	·337	·353	·353	·3342
·3027	·2954	·2864	·2763	·2677	·2662	·2705	·2814	·2977	·3120	·3273	·3303	·3117
·336	·327	·321	·307	·295	·280	·287	·293	·318	·337	·348	·357	·2895
·368	·363	·357	·347	·338	·335	·336	·348	·369	·386	·405	·412	·3167
·397	·393	·375	·366	·354	·349	·353	·359	·377	·386	·404	·405	·3514
·396	·389	·377	·360	·347	·344	·340	·349	·360	·381	·395	·393	·3726
·363	·356	·353	·342	·333	·325	·328	·334	·351	·368	·379	·382	·3714
—	—	—	—	—	—	—	—	—	—	—	—	·3504
·395	·391	·383	·374	·364	·363	·364	·363	·377	·393	·406	·418	·3608
·411	·404	·387	·363	·340	·327	·323	·343	·343	·361	·377	·383	·3786
·367	·365	·362	·351	·334	·337	·331	·338	·345	·364	·383	·385	·3527
·379	·367	·363	·355	·349	·349	·354	·369	·389	·399	·411	·418	·3609
·404	·396	·382	·376	·358	·355	·367	·369	·376	·414	·419	·418	·3837
·401	·399	·396	·387	·379	·387	·391	·400	·409	·424	·435	·440	·3945
—	—	—	—	—	—	—	—	—	—	—	—	·3886
·387	·379	·369	·361	·349	·350	·350	·355	·363	·393	·405	·409	·3699
·375	·377	·371	·358	·351	·350	·355	·363	·377	·392	·407	·418	·3787
·403	·396	·396	·383	·371	·365	·361	·370	·391	·405	·417	·421	·3793
·399	·395	·388	·369	·355	·355	·351	·363	·384	·395	·406	·418	·3547
·368	·358	·347	·332	·319	·320	·324	·344	·347	·371	·374	·376	·3315
·340	·337	·333	·321	·306	·305	·309	·315	·325	·340	·361	·363	·3272
—	—	—	—	—	—	—	—	—	—	—	—	·3159
·329	·314	·306	·300	·293	·295	·298	·310	·325	·345	·354	·359	·3219
·316	·312	·309	·299	·290	·290	·295	·302	·314	·329	·330	·328	·3685
·337	·330	·321	·306	·304	·303	·313	·321	·338	·361	·375	·376	·4053
·381	·378	·378	·364	·357	·351	·353	·363	·379	·393	·409	·417	·4123
·427	·413	·407	·389	·381	·377	·385	·398	·416	·432	·444	·448	·4012
·427	·425	·414	·400	·390	·395	·398	·406	·412	·430	·445	·445	·3709
—	—	—	—	—	—	—	—	—	—	—	—	·3627
·410	·404	·394	·376	·364	·364	·371	·377	·385	·402	·422	·413	·3805
·396	·382	·366	·352	·348	·339	·349	·353	·369	·392	·401	·400	·3740
·3805	·3740	·3662	·3535	·3428	·3404	·3434	·3522	·3656	·3837	·3965	·4001	·3627

* Five minutes late.

BAROMETRIC PRESSURE.													
Barometer at 32° = 28 English inches + the numbers in the Table.													
Hours of Mean Göttingen Time.	0	1	2	3	4	5	6	7	8	9	10	11	
Hours of Mean St. Helena Time.	23	0	1	2	3	4	5	6	7	8	9	10	
JULY.	1	.388	.369	.352	.345	.339	.336	.341	.347	.353	.354	.365	.359
	2	.369	.354	.336	.329	.327	.329	.329	.330	.334	.342	.345	.348
	3	.357	.349	.341	.334	.328	.327	.328	.327	.328	.336	.339	.348
	4	.341	.333	.315	.299	.294	.286	.286	.291	.304	.312	.323	.327
	5	.314	.302	.286	.274	.269	.268	.275	.290	.296	.303	.313	.318
	6	—	—	—	—	—	—	—	—	—	—	—	—
	7	.357	.340	.323	.307	.303	.311	.324	.340	.348	.361	.365	.369
	8	.383	.380	.361	.352	.347	.345	.364	.369	.379	.385	.393	.394
	9	.423	.397	.381	.376	.375	.374	.386	.397	.414	.419	.417	.422
	10	.437	.421	.402	.399	.398	.398	.411	.409	.419	.429	.434	.432
	11	.417	.414	.401	.387	.385	.386	.389	.400	.414	.415	.429	.427
	12	.447	.430	.425	.410	.401	.397	.400	.397	.415	.415	.425	.437
	13	—	—	—	—	—	—	—	—	—	—	—	—
	14	.446	.432	.417	.396	.392	.391	.395	.408	.421	.439	.448	.440
	15	.411	.391	.375	.356	.347	.347	.353	.371	.376	.387	.387	.392
	16	.380	.359	.349	.337	.324	.325	.339	.347	.368	.373	.385	.389
	17	.419	.403	.385	.364	.358	.366	.373	.387	.400	.414	.418	.418
	18	.434	.416	.403	.383	.372	.377	.380	.383	.386	.400	.407	.407
	19	.391	.377	.353	.332	.325	.317	.321	.324	.328	.335	.339	.349
	20	—	—	—	—	—	—	—	—	—	—	—	—
	21	.361	.352	.344	.328	.317	.319	.329	.333	.341	.353	.370	.376
	22	.415	.407	.394	.379	.371	.365	.380	.383	.386	.396	.402	.406
	23	.417	.404	.390	.366	.361	.369	.373	.373	.384	.390	.400	.395
	24	.411	.396	.381	.357	.363	.361	.369	.371	.380	.393	.387	.388
	25	.389	.375	.358	.343	.342	.348	.352	.363	.378	.386	.391	.403
	26	.395	.381	.360	.349	.350	.348	.362	.365	.379	.394	.407	.409
	27	—	—	—	—	—	—	—	—	—	—	—	—
	28	.382	.360	.351	.333	.333	.341	.343	.345	.351	.359	.360	.363
	29	.352	.344	.340	.325	.325	.325	.343	.352	.359	.357	.356	.356
	30	.381	.374	.358	.329	.325	.327	.333	.344	.356	.360	.372	.367
	31	.395	.375	.365	.345	.333	.337	.355	.361	.379	.400	.407	.407
Hourly Means	.3930	.3791	.3647	.3494	.3446	.3452	.3531	.3595	.3695	.3780	.3846	.3869	
AUGUST.	1	.411	.391	.379	.359	.357	.356	.354	.368	.387	.399	.407	.421
	2	.411	.399	.379	.357	.349	.349	.345	.352	.371	.393	.398	.409
	3	—	—	—	—	—	—	—	—	—	—	—	—
	4	.374	.360	.344	.332	.313	.309	.317	.332	.345	.357	.366	.377
	5	.374	.358	.342	.327	.321	.321	.331	.340	.351	.363	.374	.387
	6	.374	.367	.355	.345	.344	.340	.345	.349	.358	.361	.369	.373
	7	.360	.355	.348	.339	.322	.315	.321	.335	.344	.356	.373	.373
	8	.397	.389	.374	.363	.360	.357	.363	.359	.367	.389	.400	.393
	9	.439	.425	.407	.393	.383	.379	.391	.390	.409	.426	.437	.440
	10	—	—	—	—	—	—	—	—	—	—	—	—
	11	.400	.386	.365	.347	.335	.341	.351	.351	.369	.371	.376	.376
	12	.404	.390	.368	.359	.353	.352	.359	.364	.376	.377	.382	.388
	13	.414	.396	.382	.374	.362	.362	.375	.378	.386	.391	.397	.398
	14	.378	.362	.348	.332	.324	.313	.311	.316	.328	.338	.345	.343
	15	.356	.345	.319	.300	.291	.293	.297	.308	.318	.327	.328	.335
	16	.351	.340	.319	.295	.290 ^a	.286	.293	.295	.308	.340	.336	.349
	17	—	—	—	—	—	—	—	—	—	—	—	—
	18	.366	.353	.332	.316	.301	.297	.293	.299	.307	.330	.343	.353
	19	.388	.366	.353	.340	.335	.329	.335	.347	.356	.376	.383	.377
	20	.384	.361	.349	.327	.323	.323	.323	.329	.344	.361	.364	.366
	21	.365	.354	.341	.325	.317	.323	.330	.338	.356	.371	.372	.377
	22	.363	.352	.334	.319	.312	.314	.322	.331	.344	.348	.362	.375
	23	.360	.343	.336	.330	.326	.326	.332	.338	.351	.366	.378	.374
	24	—	—	—	—	—	—	—	—	—	—	—	—
	25	.330	.310	.303	.285	.278	.279	.292	.300	.324	.340	.344	.347
	26	.369	.356	.343	.323	.309	.302	.309	.319	.325	.337	.347	.353
	27	.353	.340	.316	.302	.287	.283	.297	.309	.315	.328	.336	.341
	28	.345	.330	.312	.290	.281	.291	.303	.311	.329	.346	.354	.358
	29	.361	.344	.327	.317	.305	.301	.305	.315	.331	.345	.354	.363
	30	.402	.389	.362	.353	.341	.335	.346	.356	.379	.391	.402	.409
	31	—	—	—	—	—	—	—	—	—	—	—	—
Hourly Means	.3782	.3639	.3476	.3327	.3238	.3222	.3285	.3357	.3492	.3626	.3703	.3752	

^a Five minutes late.

BAROMETRIC PRESSURE.

Barometer at 32° = 28 English inches + the numbers in the Table.

12	13	14	15	16	17	18	19	20	21	22	23	Daily and Monthly Means.
11	12	13	14	15	16	17	18	19	20	21	22	
*357	*358	*346	*332	*322	*309	*315	*315	*331	*339	*361	*377	*3462
*353	*346	*336	*317	*305	*303	*309	*321	*327	*339	*351	*361	*3350
*343	*339	*331	*309	*298	*287	*298	*299	*309	*325	*349	*348	*3282
*319	*311	*297	*295	*289	*286	*283	*291	*299	*315	*331	*333	*3067
—	—	—	—	—	—	—	—	—	—	—	—	*3093
*337	*331	*323	*318	*306	*304	*309	*310	*325	*343	*351	*358	*3398
*357	*349	*345	*339	*322	*311	*321	*330	*336	*353	*368	*377	*3376
*393	*390	*382	*371	*362	*364	*372	*377	*389	*406	*418	*426	*4055
*423	*418	*414	*402	*388	*395	*403	*391	*405	*425	*446	*441	*4081
*429	*419	*403	*392	*381	*382	*382	*379	*392	*403	*421	*423	*4066
*426	*418	*407	*392	*387	*380	*386	*389	*401	*419	*442	*448	—
—	—	—	—	—	—	—	—	—	—	—	—	*4194
*448	*437	*426	*420	*405	*395	*389	*401	*409	*438	*451	*448	*4079
*436	*424	*410	*383	*377	*369	*367	*371	*389	*399	*417	*422	*3642
*387	*381	*357	*343	*333	*321	*325	*330	*343	*361	*381	*387	*3684
*390	*384	a *379	*365	*357	*352	*351	*366	*383	*401	*418	*420	*3979
*417	*410	*400	*389	*375	*375	*383	*391	*409	*424	*436	*436	*3874
*411	*400	*379	*368	*359	*357	*359	*359	*368	*386	*405	*399	—
—	—	—	—	—	—	—	—	—	—	—	—	*3292
*311	*307	*310	*301	*297	*296	*296	*308	*314	*342	*361	*367	*3547
*375	*367	*362	*355	*342	*339	*335	*350	*360	*389	*403	*413	*3929
*399	*397	*386	*386	*382	*380	*383	*388	*393	*405	*424	*423	*3832
*394	*374	*372	*362	*352	*354	*357	*373	*389	*403	*424	*420	*3688
*384	*379	*358	*350	*344	*333	*333	*336	*343	*365	*383	*386	*3710
*390	*381	*364	*357	*352	*352	*353	*362	*368	*388	*406	*403	—
—	—	—	—	—	—	—	—	—	—	—	—	*3697
*393	*377	*363	*350	*347	*343	*343	*348	*356	*370	*396	*389	*3374
*363	*346	*325	*309	*293	*293	*295	*304	*313	*338	*348	*349	*3456
*356	*346	*344	*328	*322	*315	*317	*335	*353	*373	*385	*387	*3576
*369	*369	*350	*348	*328	*332	*342	*348	*371	*389	*406	*404	*3767
*405	*393	*387	*364	*354	*351	*354	*363	*379	*394	*414	*423	—
*3839	*3760	*3650	*3535	*3437	*3399	*3430	*3494	*3613	*3790	*3961	*3988	*3650
*408	*397	*406	*394	377	*362	*359	*378	*381	*392	*408	*410	*3859
—	—	—	—	—	—	—	—	—	—	—	—	*3615
*376	*361	*359	*339	*326	*320	*309	*323	*337	*353	381	*381	*3495
*384	*368	*356	*342	*328	*325	*329	*337	*357	*363	*383	*390	*3532
*384	*382	*365	*354	*342	*332	*332	*340	*342	*358	*382	*374	*3587
*385	*369	*366	*354	*346	*340	*344	*352	*355	*366	*386	*367	*3622
*380	*387	*386	*380	*366	*360	*360	*367	*374	*382	*402	*408	*3864
*404	*405	*405	*388	*377	*377	*378	*364	*378	*398	*437	*451	—
—	—	—	—	—	—	—	—	—	—	—	—	*3980
*403	*401	*391	*367	*364	*356	*362	*379	*386	*400	*416	*409	*3649
*377	*374	*356	*342	*335	*334	*339	*357	*378	*386	*399	*414	*3759
*386	*382	*366	*361	*356	*354	*352	*370	*385	*399	*420	*419	*3774
*399	*392	*384	*358	*346	*344	*338	*354	*362	*377	*392	*397	*3268
*337	*330	*302	*292	*285	*284	*286	*304	*322	*350	*352	*361	*3176
*337	*328	*313	*298	*296	*294	*293	*296	*313	*338	*346	*353	—
—	—	—	—	—	—	—	—	—	—	—	—	*3300
*363	*353	*336	*330	*320	*314	*318	*330	*343	*357	*375	*379	*3337
*359	*353	*342	*334	*318	*306	*308	*326	*341	*357	*383	*392	*3555
*381	*367	*352	*335	*326	*328	*330	*338	*348	*367	*382	*394	*3552
*376	*384	*369	*352	*347	*345	*347	*351	*361	*374	*374	*390	*3449
*373	*368	*352	*337	*320	*314	*310	*318	*336	*352	*365	*365	*3443
*380	*373	*360	*347	*336	*328	*328	*336	*343	*345	*352	*360	—
—	—	—	—	—	—	—	—	—	—	—	—	*3349
*342	*337	*325	*316	*308	*304	*302	*307	*317	*333	*344	*342	*3197
*346	*336	*320	*311	*306	*302	*302	*308	*333	*346	*360	*372	*3318
*354	*348	*335	*318	*308	*304	*304	*312	*326	*344	*358	*361	*3236
*348	*343	*329	*310	*308	*306	*308	*326	*329	*343	*350	*356	*3303
*356	*349	*333	*317	*308	*306	*312	*336	*345	*355	*379	*382	*3443
*372	*359	*344	*334	*330	*328	*332	*342	*358	*382	*400	*414	—
—	—	—	—	—	—	—	—	—	—	—	—	*3729
*412	*400	*374	*357	*345	*341	*347	*356	*368	*385	*395	*404	—
*3739	*3672	*3548	*3410	*3317	*3272	*3280	*3387	*3507	*3655	*3816	*3863	*3515

a Five minutes late.

BAROMETRIC PRESSURE.													
Barometer at 32° = 28 English inches + the numbers in the Table.													
Hours of Mean Göttingen Time.	0	1	2	3	4	5	6	7	8	9	10	11	
Hours of Mean St. Helena Time.	23	0	1	2	3	4	5	6	7	8	9	10	
SEPTEMBER.	1	.402	.388	.367	.350	.333	.330	.336	.343	.353	.371	.377	.386
	2	.386	.368	.355	.337	.332	.327	.336	.340	.349	.357	.375	.376
	3	.389	.378	.367	.351	.341	.341	.352	.353	.361	.376	.385	.391
	4	.373	.358	.340	.328	.323	.313	.315	.315	.312	.326	.350	.350
	5	.316	.304	.277	.281	.263	.269	.266	.265	.261	.287	.295	.292
	6	.296	.277	.264	.247	.229	.242	.249	.261	.281	.302	.310	.317
	7	—	—	—	—	—	—	—	—	—	—	—	—
	8	.349	.334	.318	.304	.296	.302	.303	.312	.327	.342	.349	.351
	9	.346	.328	.320	.296	.300	.297	.298	.315	.326	.334	.335	.335
	10	.359	.342	.327	.310	.294	.292	.303	.308	.326	.340	.351	.354
	11	.360	.350	.345	.330	.318	.313	.325	.332	.342	.350	.355	.360
	12	.363	.344	.326	.312	.302	.302	.310	.325	.335	.347	.357	.355
	13	.341	.330	.317	.303	.293	.291	.300	.311	.335	.349	.358	.366
	14	—	—	—	—	—	—	—	—	—	—	—	—
	15	.361	.348	.328	.318	.304	.306	.302	.297	.312	.327	.321	.330
	16	.338	.327	.312	.296	.290	.290	.295	.303	.312	.332	.343	.349
	17	.358	.341	.338	.317	.311	.312	.320	.331	.344	.360	.379	.387
	18	.374	.363	.353	.332	.324	.314	.315	.342	.353	.367	.382	.378
	19	.382	.370	.357	.333	.315	.308	.323	.331	.342	.352	.358	.358
	20	.355	.331	.305	.300	.289	.287	.291	.291	.308	.327	.338	.341
	21	—	—	—	—	—	—	—	—	—	—	—	—
	22	.386	.375	.356	.337	.324	.328	.330	.346	.355	.375	.389	.390
	23	.380	.362	.348	.340	.333	.338	.345	.354	.366	.370	.381	.381
	24	.356	.332	.301	.295	.284	.285	.291	.297	.310	.332	.333	.332
	25	.322	.299	.289	.280	.273	.277	.285	.294	.297	.316	.323	.324
	26	.324	.309	.309	.288	.287	.300	.301	.307	.322	.335	.343	.347
	27	.354	.339	.331	.323	.315	.315	.324	.336	.353	.358	.362	.357
	28	—	—	—	—	—	—	—	—	—	—	—	—
	29	.357	.339	.323	.311	.300	.301	.309	.325	.341	.366	.375	.371
	30	.357	.343	.329	.319	.308	.306	.318	.319	.331	.349	.354	.361
Hourly Means	.3571	.3415	.3270	.3180	.3031	.3033	.3093	.3174	.3290	.3441	.3530	.3553	
OCTOBER.	1	.366	.356	.336	.325	.315	.307	.314	.328	.349	.360	.375	.381
	2	.371	.362	.338	.321	.313	.306	.309	.315	.328	.339	.349	.357
	3	.321	.310	.288	.280	.276	.265	.273	.292	.306	.326	.335	.332
	4	.315	.295	.286	.272	.258	.253	.263	.274	.283	.291	.295	.300
	5	—	—	—	—	—	—	—	—	—	—	—	—
	6	.336	.327	.318	.316	.297	.308	.319	.337	.356	.371	.374	.373
	7	.372	.351	.333	.323	.312	.312	.324	.337	.355	.364	.373	.377
	8	.332	.319	.298	.281	.269	.277	.289	.294	.311	.330	.338	.348
	9	.304	.298	.282	.271	.261	.254	.263	.277	.295	.311	.317	.317
	10	.278	.267	.251	.236	.223	.217	.218	.220	.232	.259	.275	.279
	11	.249	.227	.203	.190	.180	.187	.192	.199	.225	.239	.255	.256
	12	—	—	—	—	—	—	—	—	—	—	—	—
	13	.281	.270	.250	.240	.237	.228	.227	.239	.264	.275	.286	.297
	14	.289	.281	.267	.247	.238	.241	.246	.269	.278	.289	.303	.303
	15	.299	.280	.264	.240	.239	.234	.249	.262	.267	.282	.306	.311
	16	.265	.251	.239	.229	.224	.235	.245	.265	.265	.283	.303	.313
	17	.335	.313	.302	.289	.287	.281	.293	.303	.327	.330	.346	.347
	18	.383	.368	.349	.335	.323	.305	.313	.313	.324	.331	.340	.350
	19	—	—	—	—	—	—	—	—	—	—	—	—
	20	.340	.326	.306	.286	.277	.266	.272	.278	.278	.289	.291	.301
	21	.299	.287	.272	.253	.239	.239	.251	.263	.277	.288	.298	.304
	22	.307	.298	.284	.272	.265	.261	.267	.270	.279	.285	.298	.306
	23	.308	.297	.287	.277	.259	.261	.277	.287	.297	.319	.333	.350
	24	.353	.334	.308	.296	.289	.281	.293	.307	.326	.343	.359	.370
	25	.358	.346	.315	.295	.285	.286	.294	.305	.325	.341	.353	.361
	26	—	—	—	—	—	—	—	—	—	—	—	—
	27	.323	.307	.293	.278	.265	.253	.258	.277	.293	.306	.327	.337
	28	.341	.327	.307	.282	.275	.270	.279	.280	.297	.309	.317	.329
	29	.328	.319	.299	.291	.279	.279	.283	.289	.313	.325	.332	.332
	30	.334	.325	.306	.289	.274	.263	.261	.278	.300	.316	.326	.339
	31	.320	.302	.281	.270	.251	.247	.250	.271	.285	.297	.307	.322
Hourly Means	.3225	.3090	.2912	.2772	.2670	.2636	.2712	.2826	.2976	.3110	.3226	.3293	

BAROMETRIC PRESSURE.

Barometer at 32° = 28 English inches + the numbers in the Table.

12	13	14	15	16	17	18	19	20	21	22	23	Daily and Monthly Means.
11	12	13	14	15	16	17	18	19	20	21	22	
.380	.370	.350	.331	.329	.312	.326	.338	.348	.357	.379	.389	.3560
.382	.374	.349	.336	.324	.324	.319	.330	.342	.360	.381	.392	.3521
.386	.377	.362	.348	.341	.337	.331	.340	.348	.358	.376	.378	.3611
.350	.337	.307	.295	.279	.270	.273	.287	.293	.310	.329	.330	.3193
.290	.276	.254	.242	.233	.229	.238	.258	.272	.288	.309	.305	.2737
—	—	—	—	—	—	—	—	—	—	—	—	.2959
.338	.327	.309	.305	.289	.288	.293	.306	.322	.341	.354	.355	.3237
.345	.337	.328	.312	.304	.294	.303	.307	.321	.337	.346	.347	.3246
.338	.330	.322	.317	.308	.308	.308	.318	.336	.353	.356	.367	.3261
.356	.347	.329	.306	.301	.295	.296	.308	.320	.338	.363	.362	.3376
.362	.349	.340	.314	.300	.300	.308	.321	.339	.356	.364	.369	.3286
.349	.339	.316	.311	.307	.302	.304	.308	.320	.339	.360	.354	.3255
—	—	—	—	—	—	—	—	—	—	—	—	.3070
.355	.347	.329	.312	.302	.286	.293	.302	.330	.347	.354	.362	.3237
.330	.320	.300	.280	.261	.250	.252	.268	.292	.304	.326	.332	.3443
.359	.353	.332	.311	.306	.300	.302	.316	.330	.350	.358	.366	.3506
.381	.366	.354	.331	.316	.306	.306	.331	.344	.366	.381	.384	.3362
.374	.360	.343	.321	.325	.321	.331	.339	.362	.374	.382	.385	.3435
.354	.330	.312	.299	.299	.298	.305	.319	.339	.356	.367	.362	.3605
—	—	—	—	—	—	—	—	—	—	—	—	.3448
.397	.383	.371	.359	.353	.335	.346	.358	.382	.396	.402	.398	.3057
.392	.384	.359	.347	.339	.339	.344	.356	.358	.374	.380	.388	.2988
.357	.345	.322	.312	.304	.300	.306	.312	.336	.354	.365	.364	.3175
.337	.328	.308	.283	.262	.263	.271	.289	.297	.308	.318	.324	.3395
.321	.309	.296	.281	.264	.263	.276	.294	.304	.326	.332	.326	.3327
.347	.331	.312	.298	.290	.287	.294	.312	.328	.344	.350	.356	.3344
—	—	—	—	—	—	—	—	—	—	—	—	.3294
.376	.363	.353	.339	.320	.312	.312	.312	.328	.344	.358	.363	.3385
.363	.354	.337	.316	.298	.293	.303	.313	.327	.348	.354	.360	.3230
.358	.346	.331	.318	.310	.315	.313	.327	.335	.353	.359	.366	.3003
.3568	.3455	.3279	.3125	.3025	.2972	.3020	.3142	.3290	.3454	.3578	.3609	.2910
.366	.346	.316	.295	.300	.297	.305	.320	.351	.366	.369	.380	.3357
.321	.307	.325	.308	.290	.292	.296	.296	.314	.319	.340	.337	.3371
.327	.312	.297	.275	.273	.272	.276	.287	.305	.317	.335	.327	.3019
—	—	—	—	—	—	—	—	—	—	—	—	.2752
.308	.289	.272	.268	.267	.280	.299	.303	.311	.325	.340	.338	.2430
.363	.347	.327	.317	.298	.293	.312	.320	.334	.360	.374	.379	.2261
.373	.353	.336	.318	.305	.307	.304	.310	.328	.340	.344	.340	.2595
.338	.325	.302	.281	.275	.279	.278	.278	.285	.295	.306	.317	.2808
.300	.276	.256	.250	.238	.242	.242	.255	.257	.277	.280	.283	.2616
.266	.242	.233	.227	.218	.210	.218	.230	.246	.254	.269	.265	.2716
—	—	—	—	—	—	—	—	—	—	—	—	.3199
.243	.234	.228	.216	.199	.204	.211	.229	.241	.259	.282	.279	.3281
.289	.278	.254	.237	.227	.221	.230	.243	.275	.293	.291	.296	.2903
.297	.292	.292	.288	.281	.282	.279	.281	.290	.304	.301	.301	.2738
.293	.281	.267	.253	.238	.227	.223	.234	.252	.256	.259	.263	.2781
.295	.280	.259	.246	.244	.254	.266	.280	.304	.321	.322	.330	.3105
.334	.319	.298	.289	.284	.286	.305	.331	.341	.363	.385	.389	.3316
—	—	—	—	—	—	—	—	—	—	—	—	.3053
.342	.328	.306	.292	.282	.287	.301	.316	.340	.346	.351	.349	.3042
.300	.290	.287	.275	.265	.274	.274	.280	.295	.302	.308	.307	.3015
.298	.288	.261	.247	.239	.242	.253	.267	.287	.305	.306	.309	.3026
.298	.284	.262	.238	.232	.238	.250	.271	.285	.303	.309	.312	.2977
.338	.326	.304	.298	.288	.297	.308	.322	.339	.359	.361	.359	.2899
.361	.349	.331	.313	.305	.320	.326	.340	.355	.364	.372	.363	.2955
—	—	—	—	—	—	—	—	—	—	—	—	.2955
.319	.300	.280	.259	.252	.250	.253	.279	.297	.309	.334	.331	.3042
.333	.329	.316	.289	.282	.290	.290	.306	.316	.340	.348	.346	.3015
.324	.304	.288	.276	.268	.264	.279	.288	.323	.336	.340	.334	.3026
.320	.306	.283	.264	.259	.265	.261	.291	.311	.335	.351	.347	.2977
.333	.309	.297	.283	.264	.261	.267	.274	.298	.308	.326	.313	.2899
.316	.300	.286	.272	.262	.269	.275	.288	.305	.326	.335	.322	.2955
.3183	.3035	.2875	.2731	.2643	.2668	.2734	.2859	.3031	.3179	.3273	.3265	.2955

BAROMETRIC PRESSURE.													
Barometer at 32° = 28 English inches + the numbers in the Table.													
Hours of Mean Göttingen Time.	0	1	2	3	4	5	6	7	8	9	10	11	
Hours of Mean St. Helena Time.	23	0	1	2	3	4	5	6	7	8	9	10	
NOVEMBER.	1	.314	.304	.281	.265	.257	.252	.257	.266	.282	.289	.292	.304
	2	—	—	—	—	—	—	—	—	—	—	—	—
	3	.309	.308	.292	.278	.270	.275	.275	.283	.297	.304	.311	.309
	4	.305	.284	.267	.257	.249	.244	.243	.249	.257	.273	.280	.290
	5	.267	.262	.254	.245	.248	.243	.243	.254	.269	.286	.295	.297
	6	.301	.292	.281	.260	.254	.250	.254	.260	.279	.297	.309	.315
	7	.289	.282	.271	.257	.248	.246	.248	.254	.280	.288	.309	.314
	8	.309	.298	.287	.265	.252	.247	.259	.278	.297	.309	.309	.328
	9	—	—	—	—	—	—	—	—	—	—	—	—
	10	.303	.289	.278	.252	.254	.243	.247	.258	.274	.296	.307	.307
	11	.303	.297	.291	.264	.252	.245	.250	.264	.274	.290	.297	.301
	12	.306	.291	.274	.266	.245	.239	.246	.262	.280	.294	.302	.319
	13	.325	.311	.292	.278	.269	.260	.269	.283	.303	.322	.337	.341
	14	.325	.309	.295	.271	.258	.253	.257	.273	.291	.306	.328	.335
	15	.304	.295	.278	.267	.252	.248	.249	.258	.282	.294	.304	.313
	16	—	—	—	—	—	—	—	—	—	—	—	—
	17	.340	.326	.306	.290	.280	.277	.273	.271	.282	.295	.305	.311
	18	.310	.299	.289	.279	.260	.252	.247	.261	.282	.296	.310	.320
	19	.305	.298	.292	.282	.276	.267	.273	.271	.275	.285	.295	.302
	20	.286	.278	.266	.245	.242	.241	.242	.248	.251	.277	.284	.293
	21	.306	.300	.287	.267	.255	.255	.257	.264	.264	.285	.291	.294
	22	.293	.278	.261	.248	.245	.237	.234	.239	.251	.266	.270	.282
	23	—	—	—	—	—	—	—	—	—	—	—	—
	24	.283	.266	.263	.237	.225	.222	.222	.229	.240	.249	.257	.265
	25	.257	.255	.246	.234	.218	.228	.231	.240	.252	.258	.271	.271
	26	.296	.288	.269	.249	.242	.231	.243	.249	.271	.293	.302	.310
	27	.296	.287	.278	.254	.239	.233	.233	.245	.267	.280	.293	.301
	28	.306	.303	.284	.255	.241	.231	.227	.245	.265	.259	.256	.268
	29	.290	.281	.274	.257	.257	.251	.247	.252	.277	.293	.301	.297
	30	—	—	—	—	—	—	—	—	—	—	—	—
Hourly Means	.3011	.2912	.2782	.2614	.2515	.2468	.2490	.2582	.2737	.2874	.2966	.3035	
DECEMBER.	1	.327	.321	.308	.294	.285	.271	.266	.265	.271	.278	.278	.276
	2	.262	.257	.247	.232	.225	.211	.207	.209	.227	.236	.237	.243
	3	.219	.210	.201	.184	.170	.172	.173	.181	.190	.204	.207	.217
	4	.216	.213	.207	.192	.182	.173	.174	.181	.196	.206	.215	.227
	5	.260	.253	.239	.231	.213	.198	.199	.201	.222	.230	.235	.245
	6	.240	.227	.208	.196	.191	.189	.192	.205	.226	.246	.250	.256
	7	—	—	—	—	—	—	—	—	—	—	—	—
	8	.286	.268	.262	.249	.239	.237	.237	.247	.265	.286	.305	.317
	9	.292	.279	.255	.236	.227	.231	.232	.245	.253	.267	.279	.282
	10	.249	.239	.227	.214	.205	.192	.199	.211	.226	.260	.265	.269
	11	.237	.223	.207	.197	.180	.181	.189	.201	.221	.238	.249	.261
	12	.271	.269	.255	.244	.232	.222	.220	.228	.248	.268	.283	.296
	13	.299	.298	.281	.263	.261	.252	.248	.253	.278	.299	.304	.305
	14	—	—	—	—	—	—	—	—	—	—	—	—
	15	.280	.269	.250	.234	.224	.212	.224	.234	.253	.273	.289	.303
	16	.324	.313	.301	.285	.271	.268	.269	.263	.275	.282	.291	.301
	17	.307	.309	.303	.291	.277	.258	.258	.265	.274	.289	.301	.305
	18	.285	.279	.259	.250	.242	.216	.218	.234	.249	.261	.280	.287
	19	.273	.256	.241	.228	.215	.205	.211	.227	.243	.254	.277	.285
	20	.296	.291	.280	.276	.260	.261	.246	.249	.269	.269	.273	.281
	21	—	—	—	—	—	—	—	—	—	—	—	—
	22	.291	.282	.268	.249	.242	.227	.233	.242	.251	.271	.285	.295
	23	.324	.303	.284	.268	.262	.244	.244	.254	.268	.276	.284	.293
	24	.317	.307	.293	.281	.260	.246	.244	.260	.270	.282	.290	.306
	25	— ^a	—	—	—	—	—	—	—	—	—	—	—
	26	.327	.307	.300	.280	.259	.248	.258	.261	.273	.292	.301	.311
	27	.325	.301	.292	.275	.261	.249	.249	.250	.268	.278	.282	.291
	28	—	—	—	—	—	—	—	—	—	—	—	—
	29	.236	.220	.202	.202	.191	.187	.188	.194	.215	.228	.245	.249
	30	.263	.245	.238	.233	.223	.220	.221	.234	.245	.262	.268	.280
	31	.305	.294	.291	.279	.269	.247	.242	.246	.255	.268	.279	.292
Hourly Means	.2812	.2705	.2577	.2447	.2333	.2237	.2247	.2323	.2473	.2617	.2712	.2797	

^a Christmas Day.

BAROMETRIC PRESSURE.

Barometer at 32° = 28 English inches + the numbers in the Table.

12	13	14	15	16	17	18	19	20	21	22	23	Daily and Monthly Means.
11	12	13	14	15	16	17	18	19	20	21	22	
—	—	—	—	—	—	—	—	—	—	—	—	} .2841 .2896 .2682 .2711 .2787 .2835 .2851 .2750 .2783 .2880 .3027 .2928
.307	.291	.281	.263	.254	.253	.265	.281	.303	.317	.318	.322	
.304	.297	.287	.268	.262	.256	.264	.280	.302	.304	.307	.308	
.285	.285	.267	.255	.247	.243	.254	.271	.277	.289	.290	.277	
.295	.284	.277	.263	.251	.242	.255	.277	.289	.300	.304	.306	
.297	.281	.262	.248	.247	.259	.260	.283	.299	.303	.303	.295	
.308	.309	.301	.289	.275	.273	.276	.289	.296	.299	.299	.305	
—	—	—	—	—	—	—	—	—	—	—	—	
.300	.292	.273	.261	.253	.256	.253	.280	.291	.304	.322	.320	
.293	.269	.250 ^a	.241	.241	.248	.252	.269	.294	.315	.316	.304	
.301	.286	.264	.252	.248	.246	.244	.275	.292	.311	.311	.322	
.322	.313	.296	.275	.257	.253	.275	.298	.310	.324	.336	.329	
.341	.324	.297	.287	.277	.269	.279	.299	.310	.319	.335	.337	
.330	.311	.289	.277	.259	.266	.272	.286	.296	.310	.317	.313	
—	—	—	—	—	—	—	—	—	—	—	—	
.330	.311	.290	.267	.263	.273	.279	.299	.322	.337	.345	.348	
.301	.291	.270	.248	.239	.243	.255	.265	.291	.305	.315	.316	
.310	.295	.267	.255	.251	.251	.257	.287	.305	.316	.309	.308	
.298	.285	.271	.266	.259	.251	.250	.264	.285	.287	.302	.298	
.285	.270	.256	.246	.245	.247	.251	.275	.297	.309	.321	.317	
.285	.266	.246	.243	.227	.242	.252	.270	.278	.292	.304	.299	
—	—	—	—	—	—	—	—	—	—	—	—	
.246	.228	.212	.203	.192	.203	.221	.243	.256	.271	.281	.286	
.250	.235	.217	.197	.186	.185	.195	.205	.229	.239	.248	.250	
.257	.245	.232	.228	.220	.226	.250	.271	.286	.298	.296	.302	
.298	.277	.262	.257	.255	.251	.251	.262	.275	.298	.309	.307	
.292	.276	.256	.243	.235	.247	.233	.227	.258	.271	.285	.312	
.261	.244	.244	.206	.220	.220	.224	.242	.255	.274	.290	.298	
—	—	—	—	—	—	—	—	—	—	—	—	
.262	.251	.237	.233	.238	.250	.255	.277	.301	.319	.335	.328	
.2943	.2806	.2642	.2508	.2440	.2461	.2529	.2710	.2879	.3004	.3079	.3083	.2753
.268	.250	.210	.229	.221	.221	.226	.240	.258	.266	.268	.267	.2664
.236	.221	.199	.188	.179	.173	.173	.181	.201	.213	.228	.232	.2174
.205	.184	.158	.150	.150	.153	.162	.181	.192	.204	.210	.218	.1873
.222	.214	.200	.189	.191	.200	.209	.237	.261	.273	.277	.271	.2136
.249	.241	.229	.208	.210	.210	.219	.233	.249	.249	.251	.251	.2302
—	—	—	—	—	—	—	—	—	—	—	—	} .2419 .2718 .2499 .2239 .2285 .2580 .2592 .2779 .2807 .2745 .2579 .2592
.288	.276	.252	.233	.228	.239	.249	.263	.281	.286	.292	.292	
.309	.286	.268	.250	.240	.246	.260	.284	.293	.297	.298	.294	
.279	.254	.238	.226	.221	.224	.226	.237	.249	.253	.258	.255	
.263	.236	.215	.195	.182	.186	.193	.203	.224	.238	.244	.239	
.261	.250	.237	.222	.216	.208	.206 ^b	.220	.242	.256	.276	.283	
.293	.283	.253	.229	.221	.233	.236	.248	.274	.286	.301	.299	
—	—	—	—	—	—	—	—	—	—	—	—	
.274	.254	.231	.222	.201	.194	.214	.228	.240	.254	.280	.288	
.311	.307	.292	.286	.274	.275	.283	.303	.316	.324	.327	.326	
.305	.289	.270	.248	.240	.238	.252	.266	.280	.294	.308	.304	
.297	.277	.253	.248	.237	.233	.240	.255	.266	.276	.283	.285	
.282	.268	.249	.240	.237	.240	.246	.258	.274	.278	.282	.276	
.290	.278	.267	.249	.243	.245	.254	.276	.302	.302	.302	.297	
—	—	—	—	—	—	—	—	—	—	—	—	
.280	.267	.246	.237	.227	.233	.244	.268	.286	.295	.304	.299	
.287	.285	.263	.255	.262	.268	.276	.290	.317	.324	.332	.329	
.292	.274	.248	.238	.221	.221	.237	.268	.285	.299	.307	.325	
.304	.293	.271	.261	.249	.245	.252	.277	.306	.325	.335	.335	
—	—	—	—	—	—	—	—	—	—	—	—	
.302	.285	.273	.257	.252	.253	.273	.291	.305	.317	.320	.329	
—	—	—	—	—	—	—	—	—	—	—	—	
.251	.227	.199	.187	.178	.179	.179	.199	.205	.217	.223	.232	
.239	.224	.200	.191	.194	.195	.214	.231	.245	.251	.267	.269	
.277	.261	.242	.223	.227	.231	.248	.266	.284	.292	.299	.304	
.286	.272	.254	.236	.225	.227	.238	.253	.281	.297	.313	.321	
.2750	.2598	.2403	.2268	.2202	.2219	.2321	.2483	.2660	.2756	.2840	.2854	.2526

^a Five minutes late.

^b Ten minutes late.

BAROMETRIC PRESSURE.													
Barometer at 32° = 28 English inches + the numbers in the Table.													
Hours of Mean Göttingen Time.	0	1	2	3	4	5	6	7	8	9	10	11	
Hours of Mean St. Helena Time.	23	0	1	2	3	4	5	6	7	8	9	10	
JANUARY.	1	.312	.291	.272	.248	.229	.220	.229	.239	.259	.274	.281	.285
	2	.261	.250	.235	.238	.229	.218	.227	.231	.245	.257	.271	.280
	3	.268	.258	.250	.233	.225	.218	.210	.221	.230	.245	.256	.261
	4	—	—	—	—	—	—	—	—	—	—	—	—
	5	.303	.301	.290	.272	.264	.252	.244	.256	.272	.287	.302	.304
	6	.308	.295	.283	.274	.262	.242	.241	.255	.265	.282	.293	.304
	7	.315	.299	.274	.260	.254	.245	.238	.250	.262	.274	.285	.293
	8	.329	.316	.307	.285	.271	.260	.266	.289	.305	.320	.334	.338
	9	.303	.286	.276	.262	.255	.253	.261	.270	.286	.305	.330	.337
	10	.304	.291	.289	.282	.270	.260	.266	.274	.293	.306	.311	.319
	11	—	—	—	—	—	—	—	—	—	—	—	—
	12	.328	.320	.312	.290	.282	.271	.274	.278	.287	.305	.317	.324
	13	.322	.313	.301	.284	.265	.245	.240	.241	.252	.267	.286	.297
	14	.286	.286	.279	.256	.234	.220	.225	.225	.229	.233	.239	.261
	15	.276	.272	.262	.243	.236	.222	.229	.230	.240	.249	.259	.263
	16	.272	.261	.255	.237	.226	.220	.216	.213	.228	.242	.256	.256
	17	.240	.237	.228	.217	.201	.200	.203	.208	.215	.232	.236	.241
	18	—	—	—	—	—	—	—	—	—	—	—	—
	19	.256	.248	.239	.224	.217	.219	.233	.245	.253	.260	.268	.271
	20	.277	.276	.255	.240	.239	.243	.239	.250	.270	.285	.286	.286
	21	.290	.285	.269	.245	.232	.227	.228	.244	.261	.270	.279	.281
	22	.258	.238	.228	.214	.200	.196	.190	.218	.234	.249	.250	.251
	23	.253	.244	.236	.218	.206	.193	.191	.208	.219	.236	.241	.241
	24	.246	.239	.228	.221	.206	.200	.214	.224	.234	.259	.269	.276
	25	—	—	—	—	—	—	—	—	—	—	—	—
	26	.267	.254	.234	.220	.210	.199	.205	.205	.218	.231	.245	.242
	27	.238	.238	.221	.206	.191	.183	.188	.204	.218	.233	.245	.264
	28	.265	.258	.240	.215	.199	.190	.185	.196	.210	.217	.229	.238
	29	.229	.218	.205	.182	.168	.153	.159	.169	.189	.199	.207	.218
	30	.219	.195	.185	.175	.170	.155	.155	.164	.185	.205	.214	.220
	31	.202	.188	.176	.165	.154	.147	.156	.163	.187	.210	.225	.235
Feb. 1	—	—	—	—	—	—	—	—	—	—	—	—	
Hourly Means	.2751	.2651	.2529	.2373	.2257	.2167	.2190	.2285	.2424	.2567	.2672	.2736	
FEBRUARY.	2	.220	.215	.201	.191	.177	.170	.179	.181	.195	.213	.225	.238
	3	.234	.230	.220	.222	.211	.202	.199	.187	.213	.226	.240	.257
	4	.274	.266	.255	.239	.227	.217	.220	.228	.240	.263	.276	.290
	5	.287	.270	.250	.232	.218	.216	.222	.227	.234	.249	.260	.273
	6	.247	.237	.223	.203	.190	.184	.180	.184	.197	.217	.222	.233
	7	.239	.232	.224	.218	.208	.200	.208	.209	.221	.229	.243	.254
	8	—	—	—	—	—	—	—	—	—	—	—	—
	9	.302	.292	.270	.262	.245	.243	.239	.245	.254	.264	.275	.285
	10	.291	.277	.255	.226	.213	.203	.200	.211	.220	.233	.250	.265
	11	.290	.272	.244	.234	.222	.212	.209	.224	.228	.240	.252	.254
	12	.268	.254	.231	.218	.205	.203	.209	.209	.215	.228	.228	.246
	13	.239	.237	.218	.202	.185	.174	.170	.164	.179	.204	.221	.236
	14	.254	.236	.221	.207	.190	.181	.176	.191	.208	.232	.260	.282
	15	—	—	—	—	—	—	—	—	—	—	—	—
	16	.325	.310	.290	.268	.260	.258	.261	.267	.277	.302	.312	.322
	17	.328	.314	.298	.276	.257	.250	.254	.263	.267	.279	.300	.306
	18	.300	.283	.265	.240	.226	.220	.218	.223	.229	.250	.262	.270
	19	.278	.267	.256	.242	.233	.232	.236	.237	.251	.265	.269	.269
	20	.282	.273	.254	.244	.234	.230	.236	.254	.269	.279	.294	.301
	21	.274	.263	.250	.230	.224	.215	.213	.222	.249	.267	.274	.277
	22	—	—	—	—	—	—	—	—	—	—	—	—
	23	.222	.217	.196	.182	.172	.168	.167	.165	.177	.190	.204	.214
	24	.256	.250	.241	.223	.212	.203	.206	.211	.217	.235	.251	.272
	25	.295	.284	.271	.255	.240	.226	.227	.244	.254	.263	.275	.284
	26	.300	.295	.264	.246	.223	.219	.221	.231	.247	.257	.267	.277
	27	.293	.293	.262	.253	.249	.240	.240	.244	.244	.263	.269	.279
	28	.293	.278	.262	.239	.227	.221	.221	.231	.242	.254	.266	.271
	29	—	—	—	—	—	—	—	—	—	—	—	—
	Hourly Means	.2746	.2644	.2467	.2313	.2187	.2120	.2129	.2188	.2303	.2459	.2581	.2690

BAROMETRIC PRESSURE.

Barometer at 32° = 28 English inches + the numbers in the Table.

12	13	14	15	16	17	18	19	20	21	22	23	Daily and Monthly Means.
11	12	13	14	15	16	17	18	19	20	21	22	
*280	*263	*247	*234	*231	*228	*235	*246	*267	*278	*283	*276	*2586
*276	*267	*247	*240	*232	*230	*234	*251	*265	*273	*279	*275	*2505
—	—	—	—	—	—	—	—	—	—	—	—	*2549
*280	*272	*242	*237	*232	*231	*250	*278	*291	*307	*311	*311	*2780
*297	*286	*262	*246	*239	*240	*259	*280	*289	*304	*310	*314	*2772
*296	*288	*271	*251	*249	*247	*249	*273	*293	*299	*314	*318	*2778
*292	*274	*262	*252	*252	*252	*263	*285	*302	*317	*333	*335	*2972
*338	*320	*292	*280	*264	*251	*257	*278	*300	*308	*314	*311	*2892
*326	*310	*287	*272	*268	*268	*274	*282	*298	*305	*314	*313	—
—	—	—	—	—	—	—	—	—	—	—	—	*2945
*315	*298	*286	*274	*274	*268	*276	*295	*318	*328	*338	*334	*3001
*323	*309	*286	*274	*261	*275	*284	*302	*316	*327	*330	*328	*2765
*295	*277	*261	*259	*249	*253	*265	*286	*290	*296	*297	*296	*2456
*260	*236	*219	*211	*203	*207	*224	*256	*267	*280	*281	*277	*2476
*255	*229	*216	*213	*211	*221	*233	*259	*271	*282	*291	*281	*2372
*244	*231	*221	*210	*206	*207	*225	*238	*251	*263	*263	*251	—
—	—	—	—	—	—	—	—	—	—	—	—	*2276
*250	*226	*216	*203	*193	*207	*227	*247	*256	*261	*260	*259	*2450
*262	*236	*222	*211	*208	*218	*227	*253	*271	*278	*279	*282	*2648
*281	*268	*243	*235	*227	*236	*246	*270	*287	*302	*310	*304	*2561
*276	*258	*242	*220	*221	*223	*243	*257	*267	*280	*280	*269	*2315
*238	*222	*210	*203	*206	*219	*237	*251	*257	*261	*261	*265	*2219
*234	*208	*190	*185	*189	*190	*204	*231	*239	*256	*262	*251	—
—	—	—	—	—	—	—	—	—	—	—	—	*2415
*269	*246	*226	*215	*213	*223	*238	*248	*269	*275	*279	*279	*2195
*232	*219	*203	*185	*183	*191	*201	*203	*217	*222	*241	*240	*2288
*261	*243	*228	*207	*203	*204	*214	*233	*255	*259	*271	*284	*2175
*230	*220	*207	*191	*182	*182	*193	*219	*229	*240	*244	*242	*1935
*217	*199	*185	*175	*169	*169	*182	*190	*207	*221	*218	*217	*1960
*223	*214	*197	*186	*180	*181	*190	*206	*219	*221	*223	*221	—
—	—	—	—	—	—	—	—	—	—	—	—	*1847
*202	*184	*169	*148	*132	*149	*169	*185	*206	*222	*228	*232	—
*2686	*2520	*2347	*2229	*2177	*2211	*2333	*2519	*2666	*2765	*2820	*2802	*2486
*234	*216	*201	*190	*187	*192	*203	*210	*218	*224	*236	*234	*2062
*257	*246	*228	*215	*212	*206	*219	*237	*259	*271	*277	*272	*2308
*285	*265	*250	*234	*215	*208	*225	*240	*270	*282	*304	*299	*2530
*259	*248	*230	*220	*205	*203	*209	*221	*235	*249	*262	*254	*2389
*230	*215	*202	*190	*187	*187	*188	*209	*224	*232	*237	*238	*2107
—	—	—	—	—	—	—	—	—	—	—	—	*2536
*309	*294	*276	*264	*258	*256	*254	*273	*291	*306	*310	*311	*2646
*283	*267	*262	*250	*246	*238	*245	*261	*269	*279	*287	*287	*2510
*270	*253	*243	*231	*231	*242	*255	*267	*287	*291	*306	*305	*2452
*260	*243	*223	*222	*224	*228	*238	*254	*268	*280	*283	*281	*2207
*250	*231	*211	*190	*185	*181	*185	*208	*226	*230	*238	*248	*2065
*227	*207	*193	*190	*176	*175	*187	*197	*224	*242	*255	*254	—
—	—	—	—	—	—	—	—	—	—	—	—	*2547
*287	*272	*261	*260	*260	*268	*281	*295	*305	*323	*328	*336	*2963
*317	*304	*292	*282	*280	*284	*290	*300	*316	*322	*336	*336	*2788
*302	*285	*270	*259	*249	*244	*254	*258	*277	*287	*305	*310	*2533
*273	*263	*260	*236	*231	*231	*233	*244	*267	*281	*287	*288	*2552
*284	*276	*268	*243	*234	*225	*232	*238	*258	*268	*282	*283	*2635
*295	*279	*266	*250	*241	*239	*242	*256	*265	*277	*283	*280	—
—	—	—	—	—	—	—	—	—	—	—	—	*2288
*243	*224	—	*193	*181	*185	*192	*198	*206	*226	*231	*226	*1981
*216	*205	*189	*183	*178	*181	*185	*194	*211	*230	*251	*258	*2436
*271	*259	*252	*240	*229	*229	*232	*245	*260	*273	*285	*295	*2650
*282	*272	*259	*247	*235	*244	*250	*266	*278	*298	*305	*306	*2543
*277	*256	*236	*230	*216	*196	*232	*252	*272	*291	*300	*298	*2571
*269	*259	*242	*230	*224	*224	*231	*246	*260	*274	*285	*298	—
—	—	—	—	—	—	—	—	—	—	—	—	*2478
*262	*251	*234	*231	*221	*218	*233	*239	*252	*262	*273	*267	—
*2684	*2537	*2412	*2283	*2210	*2202	*2290	*2420	*2583	*2707	*2811	*2818	*2449

BAROMETRIC PRESSURE.													
Barometer at 32° = 28 English inches + the numbers in the Table.													
Hours of Mean Göttingen Time.	0	1	2	3	4	5	6	7	8	9	10	11	
Hours of Mean St. Helena Time.	23	0	1	2	3	4	5	6	7	8	9	10	
MARCH.	2	.268	.261	.242	.222	.213	.208	.210	.214	.221	.234	.241	.254
	3	.284	.285	.256	.236	.228	.217	.222	.224	.236	.248	.254	.267
	4	.273	.261	.234	.221	.213	.214	.222	.231	.245	.256	.268	.276
	5	.302	.284	.265	.255	.244	.230	.238	.240	.255	.265	.272	.279
	6	.285	.276	.259	.242	.230	.226	.234	.244	.250	.263	.272	.283
	7	.309	.308	.289	.271	.258	.250	.258	.268	.273	.297	.307	.324
	8	—	—	—	—	—	—	—	—	—	—	—	—
	9	.308	.285	.264	.249	.233	.225	.226	.230	.253	.266	.273	.277
	10	.287	.271	.241	.219	.195	.188	.185	.199	.213	.223	.233	.239
	11	.258	.240	.226	.198	.191	.190	.181	.200	.212	.218	.228	.243
	12	.221	.213	.195	.174	.153	.152	.152	.160	.172	.182	.193	.200
	13	.205	.193	.173	.152	.137	.134	.134	.154	.164	.176	.187	.194
	14	.177	.165	.145	.121	.107	.108	.114	.127	.150	.178	.193	.203
	15	—	—	—	—	—	—	—	—	—	—	—	—
	16	.281	.277	.262	.256	.233	.225	.220	.227	.241	.246	.263	.272
	17	.262	.251	.230	.212	.205	.200	.200	.211	.214	.228	.243	.261
	18	.258	.243	.224	.205	.201	.190	.198	.202	.218	.244	.269	.278
	19	.281	.267	.232	.219	.200	.202	.214	.221	.238	.251	.271	.291
	20	.308	.289	.273	.256	.248	.251	.250	.262	.277	.279	.294	.301
	21	.298	.277	.260	.245	.231	.230	.233	.242	.243	.251	.264	.259
	22	—	—	—	—	—	—	—	—	—	—	—	—
	23	.240	.224	.190	.178	.162	.159	.163	.177	.191	.217	.232	.239
	24	.250	.247	.225	.211	.187	.177	.179	.182	.199	.217	.237	.255
	25	.260	.247	.223	.201	.183	.179	.185	.199	.209	.233	.251	.256
	26	.268	.252	.235	.216	.197	.200	.199	.209	.216	.227	.237	.255
	27	.306	.283	.261	.238	.227	.212	.209	.212	.226	.240	.256	.270
	28	.273	.257	.230	.212	.190	.179	.175	.181	.198	.211	.219	.227
	29	—	—	—	—	—	—	—	—	—	—	—	—
	30	.239	.230	.221	.204	.197	.195	.194	.207	.220	.242	.257	.263
	31	.297	.282	.261	.251	.229	.229	.235	.245	.253	.259	.275	.281
	Hourly Means	.2692	.2565	.2352	.2178	.2035	.1988	.2012	.2103	.2226	.2366	.2496	.2595
APRIL.	1	.274	.252	.237	.216	.197	.196	.201	.209	.219	.233	.246	.249
	2	.244	.231	.213	.195	.180	.173	.173	.179	.195	.208	.217	.222
	3	.220	.200	.182	.172	.160	.160	.169	.169	.182	.184	.200	.200
	4	.227	.211	.194	.170	.156	.148	.152	.160	.172	.192	.196	.197
	5	—	—	—	—	—	—	—	—	—	—	—	—
	6	.244	.231	.209	.188	.170	.169	.170	.186	.194	.208	.222	.225
	7	.225	.212	.191	.169	.154	.143	.156	.163	.176	.201	.218	.220
	8	.239	.224	.208	.192	.178	.180	.181	.184	.200	.211	.231	.242
	9	.280	.271	.259	.240	.227	.220	.219	.227	.239	.265	.276	.286
	10	—	—	—	—	—	—	—	—	—	—	—	—
	11	.289	.272	.246	.224	.208	.212	.205	.207	.217	.237	.247	.251
	12	—	—	—	—	—	—	—	—	—	—	—	—
	13	.308	.297	.270	.262	.250	.245	.239	.242	.259	.274	.283	.282
	14	.283	.268	.244	.223	.212	.204	.210	.212	.218	.221	.232	.236
	15	.250	.234	.209	.186	.179	.162	.171	.181	.193	.212	.228	.226
	16	.263	.248	.235	.225	.220	.214	.224	.236	.247	.260	.270	.281
	17	.313	.299	.284	.273	.263	.261	.273	.283	.298	.317	.326	.322
	18	.315	.293	.280	.267	.261	.261	.273	.272	.285	.300	.314	.305
	19	—	—	—	—	—	—	—	—	—	—	—	—
	20	.302	.281	.265	.249	.236	.234	.236	.249	.263	.277	.300	.306
	21	.280	.262	.237	.213	.213	.214	.220	.231	.250	.266	.278	.278
	22	.284	.264	.236	.218	.207	.197	.207	.215	.224	.236	.255	.254
	23	.268	.248	.224	.208	.185	.175	.175	.190	.204	.220	.233	.234
	24	.275	.263	.240	.227	.215	.218	.220	.229	.246	.276	.284	.289
	25	.337	.319	.293	.272	.262	.249	.256	.270	.283	.298	.309	.314
	26	—	—	—	—	—	—	—	—	—	—	—	—
	27	.304	.282	.264	.232	.222	.213	.212	.228	.242	.264	.272	.272
	28	.253	.234	.225	.209	.193	.187	.198	.210	.222	.241	.252	.250
	29	.272	.250	.228	.213	.208	.209	.215	.219	.229	.234	.241	.246
	30	.281	.258	.253	.232	.224	.225	.226	.218	.220	.234	.253	.263
Hourly Means	.2732	.2562	.2370	.2190	.2072	.2028	.2072	.2148	.2271	.2428	.2553	.2580	

* Good Friday.

BAROMETRIC PRESSURE.
Barometer at 32° = 28 English inches + the numbers in the Table.

12	13	14	15	16	17	18	19	20	21	22	23	Daily and Monthly Means.
11	12	13	14	15	16	17	18	19	20	21	22	
.254	.241	.227	.217	.207	.198	.208	.223	.245	.267	.279	.280	.2347
.257	.250	.239	.228	.222	.221	.217	.242	.260	.266	.274	.276	.2462
.272	.263	.257	.239	.239	.249	.258	.267	.281	.305	.307	.303	.2564
.273	.261	.251	.235	.229	.228	.233	.257	.271	.285	.295	.297	.2602
.285	.269	.261	.250	.243	.244	.256	.265	.277	.301	.310	.313	.2641
—	—	—	—	—	—	—	—	—	—	—	—	} .2811
.302	.277	.262	.246	.238	.252	.264	.280	.285	.303	.314	.312	
.275	.261	.247	.233	.218	.226	.234	.249	.269	.289	.297	.294	.2256
.248	.239	.221	.200	.195	.199	.210	.212	.226	.244	.264	.264	.2084
.238	.227	.209	.199	.175	.174	.165	.179	.195	.211	.222	.222	.1700
.193	.175	.160	.135	.125	.114	.119	.136	.164	.187	.200	.206	.1617
.187	.170	.155	.139	.126	.121	.132	.143	.159	.180	.184	.183	} .1940
—	—	—	—	—	—	—	—	—	—	—	—	
.241	.238	.231	.221	.213	.208	.213	.224	.240	.272	.280	.288	.2296
.267	.255	.248	.233	.216	.216	.223	.235	.247	.263	.271	.268	.2416
.255	.235	.223	.220	.211	.210	.214	.223	.231	.249	.261	.261	.2602
.273	.262	.248	.232	.227	.229	.239	.249	.266	.273	.284	.286	.2708
.283	.267	.254	.248	.248	.248	.265	.283	.295	.321	.325	.321	} .2340
.289	.281	.267	.250	.236	.235	.242	.260	.267	.281	.303	.300	
—	—	—	—	—	—	—	—	—	—	—	—	.2193
.252	.239	.224	.201	.183	.177	.184	.201	.210	.228	.242	.241	.2161
.236	.216	.214	.201	.195	.197	.201	.212	.232	.254	.270	.268	.2363
.254	.239	.221	.202	.192	.182	.188	.204	.228	.256	.262	.270	.2442
.248	.217	.198	.179	.177	.174	.178	.200	.220	.236	.268	.266	} .2137
.254	.252	.228	.216	.206	.200	.213	.236	.262	.280	.300	.313	
.265	.251	.239	.227	.217	.218	.224	.229	.244	.262	.270	.276	.2543
—	—	—	—	—	—	—	—	—	—	—	—	} .2337
.234	.233	.215	.211	.190	.180	.178	.184	.212	.240	.248	.253	
.260	.256	.247	.236	.226	.223	.232	.238	.248	.278	.302	.305	.2383
.277	.268	.248	.232	.225	.217	.220	.236	.258	.272	.275	.278	.2543
.2566	.2439	.2305	.2165	.2069	.2054	.2119	.2257	.2420	.2617	.2733	.2748	.2337
.245	.235	.223	.206	.187	.179	.187	.208	.224	.230	.252	.255	.2233
.222	.213	.198	.184	.176	.170	.181	.188	.197	.214	.223	.229	.2010
.187	.183	.171	.164	.157	.159	.157	.175	.191	.214	.228	.231	.1840
—	—	—	—	—	—	—	—	—	—	—	—	} .2019
.240	.233	.224	.206	.198	.199	.200	.204	.219	.234	.253	.261	
.219	.211	.202	.183	.181	.180	.182	.193	.209	.225	.235	.236	.1990
.213	.208	.203	.188	.188	.184	.198	.205	.215	.243	.253	.251	.2160
.231	.222	.211	.186	.180	.181	.203	.224	.251	.261	.281	.284	.2565
.285	.271	.252	.235	.226	.217	.230	.250	.271	.287	.307	.317	—
—	—	—	—	—	—	—	—	—	—	—	—	} .2510
.282	.276	.258	.254	.239	.231	.237	.249	.265	.288	.312	.318	
.278	.278	.265	.253	.235	.237	.239	.250	.260	.281	.284	.288	.2294
.236	.230	.225	.214	.202	.206	.210	.217	.237	.243	.263	.260	.2123
.228	.228	.221	.209	.199	.192	.187	.203	.227	.245	.260	.266	.2558
.277	.273	.255	.247	.242	.249	.240	.257	.275	.285	.304	.313	.2952
.327	.323	.287	.275	.269	.267	.269	.286	.306	.318	.320	.326	} .2848
—	—	—	—	—	—	—	—	—	—	—	—	
.287	.285	.279	.270	.261	.263	.269	.283	.287	.297	.312	.316	.2516
.301	.286	.264	.246	.235	.235	.239	.249	.261	.273	.281	.284	.2282
.272	.270	.253	.239	.227	.231	.235	.241	.267	.277	.290	.295	.2262
.241	.229	.220	.198	.192	.194	.194	.210	.225	.241	.258	.278	.2690
.222	.225	.218	.212	.210	.210	.217	.235	.265	.281	.281	.290	} .2866
.288	.281	.260	.260	.256	.253	.269	.285	.302	.326	.340	.355	
—	—	—	—	—	—	—	—	—	—	—	—	.2370
.300	.289	.291	.279	.272	.254	.256	.270	.283	.303	.305	.314	.2428
.277	.264	.241	.230	.218	.209	.209	.217	.231	.241	.256	.261	.2470
.252	.252	.240	.232	.228	.222	.228	.241	.267	.281	.285	.285	} .2390
.233	.236	.236	.232	.230	.224	.242	.266	.276	.290	.300	.298	
.256	.247	.247	.241	.236	.231	.240	.244	.255	.273	.286	.285	
.2560	.2499	.2378	.2257	.2178	.2151	.2207	.2340	.2506	.2660	.2788	.2838	.2390

BAROMETRIC PRESSURE.													
Barometer at 32° = 28 English inches + the numbers in the Table.													
Hours of Mean Göttingen Time.	0	1	2	3	4	5	6	7	8	9	10	11	
Hours of Mean St. Helena Time.	23	0	1	2	3	4	5	6	7	8	9	10	
MAY.	1	.280	.266	.251	.232	.219	.214	.217	.224	.244	.263	.276	.279
	2	.268	.240	.226	.215	.200	.195	.193	.197	.210	.218	.227	.234
	3	—	—	—	—	—	—	—	—	—	—	—	—
	4	.218	.200	.184	.173	.163	.163	.168	.172	.193	.204	.220	.225
	5	.228	.210	.182	.169	.167	.166	.175	.185	.192	.216	.229	.233
	6	.262	.248	.226	.212	.203	.201	.197	.201	.219	.234	.251	.253
	7	.301	.278	.268	.254	.250	.254	.272	.286	.299	.321	.330	.342
	8	.356	.350	.330	.313	.304	.298	.304	.314	.328	.353	.361	.363
	9	.375	.353	.326	.305	.297	.289	.303	.312	.326	.343	.348	.341
	10	—	—	—	—	—	—	—	—	—	—	—	—
	11	.308	.296	.276	.252	.242	.243	.240	.242	.253	.274	.287	.289
	12	.320	.309	.290	.274	.272	.279	.285	.293	.303	.307	.318	.321
	13	.345	.331	.311	.290	.284	.285	.286	.289	.297	.308	.313	.314
	14	.323	.301	.279	.261	.246	.249	.243	.245	.256	.265	.273	.271
	15	.285	.276	.267	.256	.236	.236	.253	.259	.276	.286	.301	.307
	16	.342	.317	.298	.280	.275	.276	.283	.291	.304	.326	.329	.333
	17	—	—	—	—	—	—	—	—	—	—	—	—
	18	.309	.286	.269	.245	.232	.232	.232	.227	.240	.259	.270	.273
	19	.287	.266	.233	.217	.211	.211	.230	.249	.262	.269	.272	.272
	20	.314	.299	.278	.262	.261	.258	.265	.270	.280	.292	.304	.314
	21	.346	.330	.307	.289	.284	.289	.302	.311	.321	.334	.342	.348
	22	.359	.337	.314	.285	.279	.274	.279	.291	.303	.314	.331	.349
	23	.378	.370	.351	.338	.330	.331	.341	.342	.356	.368	.373	.384
	24	—	—	—	—	—	—	—	—	—	—	—	—
	25	.373	.364	.342	.329	.313	.309	.310	.315	.323	.334	.344	.344
	26	.319	.301	.283	.271	.261	.260	.256	.270	.287	.299	.313	.319
	27	.341	.326	.304	.288	.281	.276	.275	.275	.283	.298	.312	.307
	28	.335	.324	.304	.289	.279	.277	.283	.286	.296	.305	.311	.315
	29	.364	.348	.340	.319	.306	.304	.323	.329	.332	.344	.348	.359
	30	.331	.324	.309	.286	.283	.282	.287	.305	.309	.317	.325	.330
	31	—	—	—	—	—	—	—	—	—	—	—	—
Hourly Means	.3180	.3019	.2826	.2655	.2568	.2558	.2616	.2685	.2805	.2943	.3042	.3084	
JUNE.	1	.303	.286	.268	.242	.237	.246	.254	.264	.279	.289	.294	.304
	2	.339	.320	.303	.298	.292	.295	.312	.316	.329	.335	.346	.354
	3	.356	.340	.319	.306	.292	.289	.298	.310	.316	.329	.337	.342
	4	.341	.326	.298	.285	.279	.285	.289	.286	.302	.317	.323	.323
	5	.312	.296	.272	.245	.241	.253	.253	.257	.266	.287	.307	.316
	6	.338	.318	.306	.285	.281	.278	.283	.284	.291	.306	.315	.321
	7	—	—	—	—	—	—	—	—	—	—	—	—
	8	.363	.345	.319	.294	.293	.291	.289	.298	.319	.323	.331	.334
	9	.324	.313	.294	.280	.267	.262	.266	.277	.294	.309	.318	.325
	10	.340	.332	.322	.307	.290	.280	.277	.285	.291	.305	.315	.316
	11	.350	.343	.327	.312	.309	.306	.315	.325	.329	.338	.344	.347
	12	.387	.379	.362	.355	.347	.350	.349	.356	.361	.363	.368	.365
	13	.344	.333	.313	.300	.285	.272	.281	.287	.289	.292	.290	.291
	14	—	—	—	—	—	—	—	—	—	—	—	—
	15	.328	.318	.297	.281	.281	.284	.288	.293	.305	.311	.327	.327
	16	.334	.319	.297	.282	.283	.283	.292	.301	.302	.305	.310	.314
	17	.334	.317	.297	.274	.261	.256	.274	.275	.286	.292	.297	.304
	18	.330	.310	.287	.268	.261	.257	.257	.269	.279	.283	.283	.288
	19	.298	.286	.263	.247	.238	.243	.248	.255	.260	.275	.280	.284
	20	.287	.275	.274	.248	.240	.237	.243	.249	.263	.270	.280	.286
	21	—	—	—	—	—	—	—	—	—	—	—	—
	22	.367	.356	.341	.327	.326	.325	.326	.334	.343	.352	.379	.367
	23	.378	.356	.340	.329	.324	.323	.325	.341	.361	.366	.364	.363
	24	.364	.351	.338	.316	.310	.306	.300	.312	.317	.330	.339	.344
	25	.340	.328	.301	.298	.285	.288	.285	.297	.304	.304	.322	.325
	26	.330	.317	.313	.307	.302	.303	.307	.325	.332	.340	.341	.343
	27	.347	.333	.317	.300	.295	.306	.314	.320	.325	.339	.337	.339
	28	—	—	—	—	—	—	—	—	—	—	—	—
	29	.399	.386	.373	.364	.358	.348	.347	.352	.364	.371	.377	.374
	30	.386	.380	.361	.348	.346	.353	.363	.368	.373	.379	.376	.376
Hourly Means	.3430	.3293	.3116	.2961	.2893	.2892	.2937	.3014	.3108	.3196	.3269	.3297	

BAROMETRIC PRESSURE.

Barometer at 32° = 28 English inches + the numbers in the Table.

12	13	14	15	16	17	18	19	20	21	22	23	Daily and Monthly Means.
11	12	13	14	15	16	17	18	19	20	21	22	
.277	.265	.241	.233	.227	.221	.227	.231	.249	.257	.265	.277	.2473
—	—	—	—	—	—	—	—	—	—	—	—	.2067
.215	.205	—	.182	.170	.168	.169	.183	.191	.206	.217	.226	.1958
.222	.221	.208	.196	.176	.166	.170	.182	.200	.214	.228	.233	.2100
.230	.222	.206	.192	.185	.184	.198	.221	.240	.261	.274	.276	.2472
.258	.262	.245	.229	.234	.238	.254	.273	.295	.306	.318	.315	.3130
.348	.340	.329	.322	.315	.315	.317	.326	.342	.358	.368	.376	.3407
.366	.355	.342	.330	.322	.325	.325	.341	.355	.365	.386	.390	.3068
—	—	—	—	—	—	—	—	—	—	—	—	.2747
.309	.306	.284	.269	.262	.258	.261	.275	.289	.299	.315	.318	.3031
.291	.279	.277	.266	.260	.259	.260	.272	.286	.296	.316	.328	.2942
.320	.314	.297	.289	.280	.278	.284	.297	.313	.334	.344	.353	.2607
.312	.308	.290	.272	.258	.245	.246	.247	.267	.305	.327	.330	.2818
.266	.264	.252	.236	.227	.226	.229	.242	.251	.275	.286	.290	.2957
.301	.299	.284	.272	.256	.262	.270	.283	.295	.318	.337	.348	.2616
—	—	—	—	—	—	—	—	—	—	—	—	.2568
.297	.291	.282	.268	.264	.262	.267	.281	.288	.304	.319	.319	.2971
.278	.284	.278	.268	.251	.243	.245	.250	.263	.272	.288	.284	.3214
.274	.269	.248	.238	.230	.214	.234	.251	.276	.294	.325	.331	.3234
.314	.311	.306	.290	.285	.286	.287	.302	.320	.335	.343	.355	.3600
.343	.333	.319	.303	.299	.297	.304	.316	.338	.347	.350	.362	.3181
.339	.333	.323	.316	.300	.310	.307	.332	.344	.364	.385	.393	.2899
—	—	—	—	—	—	—	—	—	—	—	—	.2950
.393	.388	.371	.353	.337	.335	.337	.346	.357	.379	.391	.391	.3070
.335	.326	.317	.301	.282	.281	.277	.281	.291	.301	.317	.324	.3255
.315	.301	.289	.271	.265	.255	.260	.271	.292	.320	.337	.343	.2882
.309	.295	.295	.285	.259	.263	.269	.277	.289	.303	.329	.341	.3042
.310	.299	.292	.283	.281	.285	.295	.309	.325	.345	.370	.369	.3110
.355	.334	.330	.313	.297	.290	.288	.295	.306	.322	.334	.331	.2769
—	—	—	—	—	—	—	—	—	—	—	—	.2670
.277	.271	.267	.251	.249	.246	.244	.253	.273	.283	.309	.307	.2883
.3021	.2952	.2869	.2703	.2604	.2582	.2625	.2745	.2893	.3063	.3222	.3273	.3150
.294	.288	.276	.266	.263	.267	.274	.286	.298	.318	.335	.342	.3473
.359	.350	.346	.338	.328	.326	.330	.334	.346	.354	.367	.364	.3435
.330	.320	.320	.308	.297	.293	.299	.313	.318	.337	.350	.345	.3209
.309	.308	.294	.278	.269	.268	.267	.277	.289	.306	.318	.325	.3032
.321	.314	.305	.292	.274	.263	.274	.278	.305	.319	.335	.342	.3206
—	—	—	—	—	—	—	—	—	—	—	—	.3368
.324	.313	.311	.285	.277	.271	.279	.299	.309	.327	.349	.366	.3640
.340	.339	.334	.313	.289	.289	.289	.292	.303	.316	.331	.336	.3687
.326	.319	.314	.297	.281	.275	.277	.277	.292	.311	.337	.347	.3368
.320	.314	.309	.295	.285	.285	.288	.299	.315	.337	.345	.349	.3473
.347	.342	.347	.343	.336	.332	.336	.346	.361	.377	.398	.396	.3435
.365	.366	.352	.322	.314	.326	.312	.303	.327	.345	.353	.346	.3206
—	—	—	—	—	—	—	—	—	—	—	—	.3042
.314	.309	.312	.298	.290	.297	.296	.298	.310	.324	.338	.339	.3110
.319	.318	.316	.306	.298	.292	.306	.314	.325	.343	.344	.342	.3060
.313	.307	.308	.296	.288	.284	.291	.301	.317	.335	.343	.338	.2931
.306	.295	.289	.278	.272	.273	.277	.290	.299	.315	.337	.337	.2769
.283	.276	.267	.263	.252	.249	.249	.263	.271	.287	.310	.303	.2670
.281	.273	.271	.255	.245	.244	.251	.256	.274	.289	.295	.297	.2883
—	—	—	—	—	—	—	—	—	—	—	—	.3473
.318	.309	.309	.293	.289	.280	.289	.305	.318	.337	.351	.369	.3435
.370	.372	.349	.336	.317	.317	.321	.331	.343	.369	.386	.382	.3209
.359	.351	.341	.331	.319	.317	.313	.317	.331	.347	.371	.377	.3032
.343	.335	.334	.318	.300	.290	.285	.290	.295	.311	.331	.342	.3206
.323	.315	.306	.295	.280	.269	.273	.281	.294	.309	.325	.329	.3368
.339	.334	.329	.315	.299	.289	.293	.301	.301	.333	.350	.351	.3640
—	—	—	—	—	—	—	—	—	—	—	—	.3687
.357	.353	.345	.342	.329	.321	.322 ^a	.330	.350	.372	.389	.401	.3150
.371	.366	.360	.347	.338	.335	.345	.347	.353	.380	.387	.395	.3150
.367	.367	.359	.350	.347	.353	.353	.357	.376	.400	.404	.407	.3150
.3307	.3251	.3193	.3062	.2952	.2925	.2957	.3033	.3162	.3345	.3492	.3526	.3150

^a Five minutes late.

BAROMETRIC PRESSURE.													
Barometer at 32° = 28 English inches + the numbers in the Table.													
Hours of Mean Göttingen Time.	0	1	2	3	4	5	6	7	8	9	10	11	
Hours of Mean St Helena Time.	23	0	1	2	3	4	5	6	7	8	9	10	
JULY.	1	.401	.383	.358	.342	.334	.322	.327	.320	.324	.336	.338	.337
	2	.323	.303	.287	.272	.264	.262	.273	.283	.294	.300	.310	.314
	3	.335	.323	.316	.302	.297	.303	.316	.327	.334	.347	.358	.360
	4	.384	.371	.360	.347	.343	.343	.348	.343	.354	.371	.384	.387
	5	—	—	—	—	—	—	—	—	—	—	—	—
	6	.351	.342	.327	.320	.308	.314	.325	.333	.340	.342	.346	.345
	7	.345	.331	.311	.298	.297	.288	.290	.292	.311	.323	.337	.347
	8	.350	.335	.318	.305	.299	.295	.297	.308	.319	.325	.334	.340
	9	.373	.356	.347	.331	.327	.329	.333	.337	.351	.368	.377	.385
	10	.405	.403	.388	.371	.357	.355	.365	.373	.387	.402	.419	.418
	11	.396	.377	.367	.346	.339	.335	.339	.345	.353	.357	.373	.387
	12	—	—	—	—	—	—	—	—	—	—	—	—
	13	.380	.373	.366	.357	.354	.353	.359	.366	.371	.378	.385	.384
	14	.385	.374	.361	.357	.355	.361	.365	.373	.380	.396	.408	.410
	15	.440	.423	.411	.395	.389	.390	.397	.398	.405	.417	.423	.424
	16	.440	.430	.413	.386	.376	.376	.382	.396	.410	.428	.430	.433
	17	.458	.447	.426	.415	.405	.400	.417	.428	.443	.450	.462	.462
	18	.434	.419	.399	.390	.374	.375	.377	.385	.393	.405	.416	.417
	19	—	—	—	—	—	—	—	—	—	—	—	—
	20	.434	.419	.400	.377	.361	.367	.382	.383	.390	.399	.399	.399
	21	.407	.392	.379	.365	.354	.359	.369	.364	.372	.381	.390	.387
	22	.347	.337	.325	.318	.314	.318	.308	.310	.321	.322	.330	.335
	23	.335	.324	.306	.296	.283	.283	.295	.297	.313	.321	.332	.333
	24	.361	.363	.349	.336	.319	.330	.343	.350	.373	.382	.386	.392
	25	.410	.401	.397	.381	.370	.367	.377	.377	.384	.393	.401	.408
	26	—	—	—	—	—	—	—	—	—	—	—	—
	27	.373	.358	.346	.327	.313	.315	.311	.321	.327	.337	.346	.348
	28	.338	.318	.303	.287	.281	.285	.297	.307	.318	.324	.331	.337
	29	.346	.339	.329	.314	.311	.310	.310	.317	.336	.347	.357	.364
	30	.372	.353	.337	.320	.303	.308	.318	.332	.334	.348	.353	.358
	31	.376	.360	.344	.330	.324	.331	.335	.345	.354	.365	.369	.373
Hourly Means	.3814	.3687	.3544	.3402	.3315	.3324	.3391	.3448	.3552	.3653	.3739	.3772	
AUGUST.	1	.391	.374	.359	.349	.345	.349	.350	.359	.369	.385	.391	.395
	2	—	—	—	—	—	—	—	—	—	—	—	—
	3	.425	.397	.380	.363	.345	.343	.348	.348	.360	.385	.392	.392
	4	.361	.344	.327	.320	.308	.304	.304	.314	.326	.336	.339	.341
	5	.355	.339	.323	.302	.302	.304	.312	.313	.322	.327	.339	.343
	6	.327	.302	.280	.269	.258	.263	.271	.279	.291	.297	.304	.309
	7	.306	.301	.291	.282	.273	.273	.283	.289	.299	.303	.311	.318
	8	.341	.324	.302	.298	.298	.294	.294	.279	.285	.290	.298	.305
	9	—	—	—	—	—	—	—	—	—	—	—	—
	10	.335	.319	.306	.288	.272	.268	.271	.276	.290	.309	.318	.330
	11	.385	.384	.354	.353	.334	.338	.351	.369	.387	.397	.414	.426
	12	.439	.427	.415	.393	.379	.381	.386	.393	.401	.416	.426	.426
	13	.408	.397	.378	.357	.348	.350	.358	.371	.372	.386	.397	.397
	14	.397	.389	.379	.359	.353	.359	.370	.377	.388	.401	.399	.402
	15	.404	.397	.385	.373	.374	.376	.392	.399	.403	.413	.425	.429
	16	—	—	—	—	—	—	—	—	—	—	—	—
	17	.416	.389	.374	.355	.344	.341	.344	.349	.365	.382	.384	.387
	18	.382	.364	.350	.339	.320	.314	.323	.332	.339	.355	.371	.381
	19	.411	.394	.383	.359	.355	.355	.360	.384	.399	.415	.426	.428
	20	.415	.403	.387	.363	.355	.350	.356	.367	.381	.399	.417	.417
	21	.401	.382	.359	.345	.336	.335	.345	.351	.361	.377	.383	.377
	22	.399	.387	.378	.347	.327	.322	.324	.328	.336	.349	.359	.367
	23	—	—	—	—	—	—	—	—	—	—	—	—
	24	.376	.349	.328	.310	.299	.300	.299	.312	.324	.349	.370	.370
	25	.361	.338	.318	.307	.301	.301	.301	.302	.317	.329	.345	.361
	26	.383	.369	.354	.343	.333	.329	.328	.332	.333	.342	.350	.363
	27	.358	.337	.324	.306	.292	.283	.284	.296	.298	.309	.321	.331
	28	.354	.343	.333	.304	.305	.310	.317	.322	.337	.349	.367	.357
	29	.372	.353	.336	.315	.307	.295	.301	.307	.317	.344	.353	.354
	30	—	—	—	—	—	—	—	—	—	—	—	—
	31	.350	.328	.306	.293	.279	.286	.286	.283	.295	.304	.310	.308
Hourly Means	.3789	.3627	.3465	.3305	.3208	.3201	.3253	.3320	.3421	.3557	.3657	.3698	

BAROMETRIC PRESSURE.

Barometer at 32° = 28 English inches + the numbers in the Table.

12	13	14	15	16	17	18	19	20	21	22	23	Daily and Monthly Means.
11	12	13	14	15	16	17	18	19	20	21	22	
·331	·319	·305	·294	·291	·294	·295	·301	·303	·327	·335	·331	·3270
·307	·296	·283	·271	·269	·265	·269	·277	·287	·305	·327	·341	·2909
·355	·354	·348	·340	·331	·326	·330	·344	·350	·374	·384	·386	·3392
—	—	—	—	—	—	—	—	—	—	—	—	·3486
·355	·350	·337	·322	·310	·311	·314	·326	·329	·352	·365	·361	·3307
·345	·338	·333	·323	·307	·299	·307	·319	·331	·339	·353	·349	·3187
·342	·337	·329	·314	·304	·292	·297	·300	·316	·334	·354	·359	·3308
·345	·345	·343	·332	·321	·317	·319	·332	·349	·359	·376	·376	·3644
·386	·382	·375	·367	·360	·356	·355	·360	·374	·396	·408	·412	·3827
·414	·404	·394	·384	·372	·363	·351	·351	·355	·369	·389	·396	·3560
—	—	—	—	—	—	—	—	—	—	—	—	·3622
·365	·355	·350	·342	·335	·328	·337	·341	·349	·362	·379	·386	·3910
·374	·360	·350	·341	·336	·334	·335	·341	·353	·373	·382	·389	·4140
·413	·411	·397	·393	·387	·377	·387	·392	·405	·424	·435	·439	·4164
·423	·425	·414	·406	·399	·401	·405	·407	·422	·432	·444	·447	·4237
·431	·429	·426	·411	·409	·405	·411	·415	·423	·432	·448	·454	·3972
·447	·435	·423	·403	·393	·384	·387	·393	·405	·415	·431	·441	·3889
—	—	—	—	—	—	—	—	—	—	—	—	·3547
·405	·405	·393	·378	·371	·359	·365	·378	·392	·420	·438	·444	·3180
·399	·383	·384	·379	·371	·359	·369	·375	·382	·397	·417	·409	·3182
·377	·367	·348	·332	·311	·305	·304	·305	·313	·331	·349	·351	·3655
·327	·319	·311	·294	·287	·292	·289	·302	·312	·330	·341	·342	·3716
·333	·334	·321	·309	·310	·309	·309	·313	·325	·339	·356	·361	·3311
·391	·385	·378	·365	·350	·348	·350	·355	·366	·387	·402	·412	·3167
—	—	—	—	—	—	—	—	—	—	—	—	·3392
·366	·362	·358	·349	·339	·334	·338	·340	·348	·363	·378	·377	·3390
·344	·340	·331	·322	·313	·307	·308	·310	·324	·338	·342	·345	·3506
·337	·332	·320	·316	·306	·302	·303	·307	·317	·333	·349	·352	·3551
·361	·351	·343	·341	·337	·326	·329	·331	·342	·356	·369	·374	·3852
·354	·350	·347	·331	·322	·315	·321	·324	·336	·349	·369	·381	·3643
·367	·361	·345	·327	·322	·315	·323	·328	·357	·379	·390	·395	·3235
·3701	·3640	·3550	·3439	·3357	·3305	·3336	·3395	·3506	·3672	·3819	·3856	·3209
—	—	—	—	—	—	—	—	—	—	—	—	·2896
·424	·406	·397	·395	·381	·371	·379	·395	·402	·414	·431	·435	·2960
·391	·380	·356	·346	·334	·330	·339	·342	·347	·360	·368	·373	·2900
·336	·335	·329	·311	·295	·301	·305	·311	·317	·321	·337	·343	·3168
·336	·331	·319	·305	·295	·294	·300	·309	·325	·333	·337	·336	·3720
·305	·299	·288	·278	·268	·274	·273	·278	·298	·307	·319	·313	·3989
·320	·310	·293	·275	·263	·255	·275	·285	·299	·323	·337	·339	·3710
—	—	—	—	—	—	—	—	—	—	—	—	·3771
·267	·265	·261	·257	·250	·250	·256	·276	·291	·310	·333	·335	·3941
·338	·315	·311	·310	·306	·315	·326	·334	·349	·359	·380	·379	·3638
·428	—	·403	·395	·394	·384	·369	·375	·393	·415	·437	·442	·3561
·413	·388	·390	·371	·372	·363	·363	·371	·395	·412	·427	·427	·3905
·384	·367	·349	·346	·346	·348	·350	·355	·362	·381	·392	·405	·3840
·396	·387	·367	·346	·343	·340	·345	·359	·372	·392	·410	·421	·3625
—	—	—	—	—	—	—	—	—	—	—	—	·3533
·415	·405	·394	·375	·365	·362	·370	·376	·392	·400	·412	·423	·3353
·383	·377	·358	·349	·338	·327	·323	·331	·355	·377	·390	·394	·3393
·377	·363	·353	·329	·328	·332	·340	·358	·374	·395	·406	·422	·3453
·427	·412	·396	·383	·370	·355	·354	·374	·388	·406	·418	·420	·3216
·411	·411	·397	·383	·357	·353	·374	·363	·380	·387	·405	·411	·3396
·374	·371	·351	·343	·343	·340	·338	·348	·356	·381	·397	·407	·3229
—	—	—	—	—	—	—	—	—	—	—	—	·2951
·376	·364	·349	·333	·327	·325	·337	·347	·357	·371	·382	·388	·3465
·361	·349	·327	·321	·311	·307	·312	·327	·343	·356	·374	·373	—
·369	·366	·351	·348	·334	·331	·323	·327	·351	·377	·395	·390	—
·371	·361	·353	·335	·327	·325	·323	·322	·336	·352	·356	·368	—
·334	·337	·327	·317	·315	·305	·309	·323	·335	·349	·364	·365	—
·357	·357	·351	·340	·322	·319	·315	·330	·341	·367	·370	·383	—
—	—	—	—	—	—	—	—	—	—	—	—	—
·339	·323	·303	·291	·277	·285	·297	·308	·325	·341	·358	·349	—
·306	·298	·291	·279	·263	·265	·270	·279	·293	·303	·304	·304	—
·3668	·3414	·3448	·3331	·3240	·3214	·3245	·3347	·3491	·3650	·3784	·3825	·3465

BAROMETRIC PRESSURE.													
Barometer at 32° = 28 English inches + the numbers in the Table.													
Hours of Mean Göttingen Time.	0	1	2	3	4	5	6	7	8	9	10	11	
Hours of Mean St. Helena Time.	23	0	1	2	3	4	5	6	7	8	9	10	
SEPTEMBER.	1	.295	.282	.272	.243	.230	.229	.229	.246	.255	.279	.288	.288
	2	.279	.254	.236	.216	.211	.222	.222	.233	.247	.276	.291	.293
	3	.299	.289	.276	.259	.248	.245	.247	.254	.274	.284	.290	.305
	4	.343	.334	.311	.300	.282	.284	.288	.295	.299	.323	.332	.330
	5	.343	.341	.331	.309	.305	.303	.319	.327	.343	.354	.361	.359
	6	—	—	—	—	—	—	—	—	—	—	—	—
	7	.347	.326	.305	.292	.279	.274	.276	.279	.292	.305	.322	.327
	8	.322	.306	.286	.254	.242	.240	.242	.244	.243	.258	.279	.275
	9	.291	.279	.260	.248	.238	.244	.247	.252	.277	.292	.306	.306
	10	.293	.278	.263	.247	.243	.243	.243	.255	.266	.281	.287	.290
	11	.299	.294	.283	.272	.265	.269	.273	.283	.291	.295	.299	.307
	12	.322	.304	.289	.271	.265	.266	.276	.282	.291	.297	.311	.313
	13	—	—	—	—	—	—	—	—	—	—	—	—
	14	.290	.267	.253	.242	.233	.232	.234	.241	.254	.269	.277	.285
	15	.295	.273	.257	.245	.229	.238	.248	.263	.280	.294	.300	.317
	16	.351	.337	.324	.317	.294	.304	.312	.323	.336	.346	.369	.379
	17	.379	.365	.341	.324	.311	.311	.311	.320	.328	.349	.365	.375
	18	.348	.337	.321	.300	.287	.287	.289	.290	.299	.307	.317	.313
	19	.333	.314	.303	.286	.274	.273	.282	.293	.309	.329	.340	.352
	20	—	—	—	—	—	—	—	—	—	—	—	—
	21	.311	.295	.259	.241	.235	.225	.239	.239	.259	.285	.294	.320
	22	.280	.259	.245	.240	.231	.233	.235	.237	.249	.265	.272	.271
	23	.322	.303	.281	.267	.263	.260	.269	.274	.287	.301	.312	.311
	24	.299	.293	.279	.256	.249	.248	.249	.265	.277	.294	.323	.335
	25	.317	.300	.286	.266	.257	.254	.270	.272	.287	.309	.319	.328
	26	.346	.338	.315	.301	.283	.275	.283	.301	.314	.322	.338	.350
	27	—	—	—	—	—	—	—	—	—	—	—	—
	28	.361	.343	.329	.301	.289	.293	.301	.307	.325	.333	.344	.364
	29	.336	.318	.298	.283	.277	.277	.283	.301	.316	.331	.341	.345
	30	.328	.306	.285	.275	.271	.269	.271	.287	.312	.333	.348	.364
Hourly Means	.3203	.3052	.2880	.2713	.2612	.2615	.2668	.2755	.2888	.3043	.3163	.3232	
OCTOBER.	1	.350	.330	.303	.283	.274	.276	.296	.305	.327	.345	.353	.361
	2	.503	.333	.311	.298	.288	.286	.286	.297	.315	.329	.351	.371
	3	.372	.349	.334	.316	.306	.300	.301	.313	.335	.350	.359	.368
	4	—	—	—	—	—	—	—	—	—	—	—	—
	5	.357	.353	.340	.315	.301	.299	.303	.310	.324	.338	.346	.363
	6	.361	.355	.343	.328	.303	.305	.309	.321	.330	.347	.352	.359
	7	.362	.347	.333	.309	.302	.292	.297	.305	.312	.328	.332	.340
	8	.310	.300	.285	.275	.265	.258	.256	.260	.270	.278	.295	.293
	9	.264	.253	.244	.232	.226	.330	.241	.256	.276	.288	.295	.306
	10	.295	.281	.268	.252	.251	.253	.251	.259	.273	.289	.298	.299
	11	—	—	—	—	—	—	—	—	—	—	—	—
	12	.337	.314	.305	.285	.277	.273	.291	.295	.323	.332	.344	.352
	13	.324	.310	.299	.286	.274	.279	.279	.291	.298	.306	.312	.312
	14	.317	.299	.294	.279	.273	.275	.293	.305	.314	.331	.337	.347
	15	.318	.304	.277	.263	.251	.255	.253	.267	.279	.298	.323	.332
	16	.305	.289	.255	.242	.233	.230	.235	.244	.248	.266	.273	.287
	17	.307	.280	.260	.250	.241	.235	.243	.255	.267	.278	.294	.305
	18	—	—	—	—	—	—	—	—	—	—	—	—
	19	.329	.325	.299	.281	.274	.270	.284	.291	.301	.315	.330	.338
	20	.312	.300	.288	.259	.247	.242	.247	.257	.275	.281	.289	.295
	21	.300	.300	.287	.280	.266	.247	.245	.249	.257	.263	.267	.271
	22	.302	.299	.279	.257	.252	.238	.228	.225	.239	.242	.258	.273
	23	.319	.313	.292	.269	.263	.263	.269	.279	.294	.313	.323	.330
	24	.306	.298	.285	.263	.246	.236	.241	.244	.256	.271	.282	.294
	25	—	—	—	—	—	—	—	—	—	—	—	—
	26	.282	.269	.257	.248	.251	.250	.250	.255	.269	.286	.285	.266
	27	.283	.271	.248	.229	.220	.216	.221	.233	.247	.257	.276	.275
	28	.253	.248	.237	.230	.212	.200	.202	.218	.238	.260	.271	.274
	29	.239	.242	.223	.202	.188	.189	.189	.195	.204	.221	.235	.245
	30	.233	.218	.203	.186	.175	.174	.158	.164	.185	.197	.205	.218
	31	.213	.191	.182	.158	.143	.136	.144	.160	.178	.190	.199	.203
Nov. 1	—	—	—	—	—	—	—	—	—	—	—	—	
Hourly Means	.3074	.2952	.2789	.2620	.2519	.2521	.2523	.2612	.2753	.2889	.2994	.3066	

BAROMETRIC PRESSURE.

Barometer at 32° = 28 English inches + the numbers in the Table.

12	13	14	15	16	17	18	19	20	21	22	23	Daily and Monthly Means.
11	12	13	14	15	16	17	18	19	20	21	22	
.290	.287	.263	.251	.245	.241	.241	.253	.279	.295	.296	.291	.2653
.301	.286	.261	.240	.230	.236	.241	.260	.288	.300	.307	.303	.2596
.309	.301	.288	.270	.265	.273	.273	.285	.305	.329	.343	.353	.2860
.328	.314	.304	.290	.275	.279	.285	.297	.315	.335	.338	.346	.3095
—	—	—	—	—	—	—	—	—	—	—	—	.3282
.355	.357	.328	.314	.306	.296	.290	.302	.310	.334	.344	.345	.3012
.327	.325	.311	.295	.283	.273	.271	.287	.297	.303	.306	.327	.2661
.278	.274	.264	.255	.246	.243	.246	.258	.271	.283	.288	.289	.2695
.306	.298	.281	.261	.254	.245	.248	.256	.259	.267	.279	.285	.2621
.286	.275	.254	.238	.231	.233	.229	.238	.255	.274	.288	.301	.2867
.307	.296	.285	.271	.258	.258	.256	.273	.296	.306	.323	.323	.2806
—	—	—	—	—	—	—	—	—	—	—	—	.2597
.303	.290	.270	.253	.235	.231	.239	.255	.277	.284	.303	.307	.2926
.277	.274	.257	.250	.240	.236	.234	.246	.265	.283	.297	.297	.3449
.323	.318	.296	.284	.279	.282	.295	.306	.333	.351	.361	.356	.3341
.372	.366	.347	.332	.325	.324	.338	.348	.364	.383	.395	.391	.3061
.370	.359	.337	.324	.304	.295	.292	.303	.321	.338	.348	.348	.3005
.318	.312	.303	.298	.288	.286	.277	.291	.301	.311	.330	.337	.2634
—	—	—	—	—	—	—	—	—	—	—	—	.2595
.335	.321	.299	.283	.275	.261	.259	.265	.287	.305	.313	.321	.2822
.309	.293	.273	.254	.230	.226	.221	.231	.257	.273	.277	.276	.2894
.269	.266	.251	.239	.230	.235	.244	.250	.266	.298	.327	.337	.2985
.303	.289	.264	.253	.250	.247	.251	.269	.285	.301	.305	.307	.3210
.336	.323	.309	.292	.280	.275	.267	.273	.292	.300	.315	.317	.3196
.326	.319	.292	.280	.276	.268	.280	.296	.321	.339	.346	.355	.3110
—	—	—	—	—	—	—	—	—	—	—	—	.3150
.349	.335	.315	.302	.301	.299	.304	.316	.336	.348	.367	.367	.2928
.358	.346	.326	.287	.273	.271	.287	.299	.322	.329	.343	.340	.3215
.342	.338	.316	.300	.287	.286	.287	.303	.307	.325	.333	.334	.3281
.357	.344	.321	.303	.287	.285	.289	.310	.344	.356	.360	.356	.3343
.3205	.3118	.2929	.2777	.2674	.2648	.2671	.2796	.2982	.3135	.3243	.3273	.3240
.367	.351	.331	.321	.297	.293	.290	.307	.325	.338	.345	.347	.3271
.370	.354	.332	.315	.299	.297	.303	.331	.343	.363	.379	.374	.3055
—	—	—	—	—	—	—	—	—	—	—	—	.2685
.371	.361	.337	.330	.308	.297	.307	.310	.326	.346	.366	.362	.2653
.349	.344	.316	.300	.280	.270	.286	.293	.326	.342	.354	.367	.2930
.353	.333	.314	.298	.288	.284	.288	.304	.316	.344	.356	.359	.3122
.339	.327	.296	.276	.256	.246	.252	.252	.288	.300	.322	.320	.2877
.294	.276	.259	.238	.228	.229	.233	.230	.259	.279	.290	.283	.3059
.299	.289	.265	.239	.223	.224	.232	.242	.262	.289	.297	.296	.2822
—	—	—	—	—	—	—	—	—	—	—	—	.2614
.351	.338	.321	.298	.278	.273	.285	.296	.313	.329	.341	.341	.2892
.349	.336	.323	.287	.280	.280	.286	.299	.316	.336	.337	.335	.2959
.311	.290	.270	.249	.233	.236	.246	.266	.292	.310	.316	.317	.2687
.343	.326	.304	.282	.276	.268	.277	.289	.319	.330	.335	.329	.2657
.322	.305	.283	.266	.257	.241	.246	.250	.277	.299	.305	.303	.2670
.278	.270	.262	.243	.235	.229	.240	.246	.260	.284	.306	.313	.2866
—	—	—	—	—	—	—	—	—	—	—	—	.2627
.343	.331	.305	.286	.271	.271	.283	.299	.318	.329	.343	.348	.2598
.328	.316	.292	.266	.254	.253	.264	.271	.291	.299	.312	.319	.2402
.284	.272	.261	.247	.227	.221	.229	.251	.273	.285	.301	.305	.2323
.273	.257	.243	.223	.217	.231	.241	.261	.283	.302	.309	.306	.2077
.283	.271	.262	.244	.240	.245	.256	.271	.294	.312	.319	.320	.1899
.318	.296	.268	.254	.246	.242	.250	.261	.285	.299	.313	.320	.2037
—	—	—	—	—	—	—	—	—	—	—	—	.2773
.286	.258	.236	.220	.220	.226	.240	.252	.278	.287	.291	.288	.2773
.254	.244	.222	.219	.220	.222	.236	.256	.290	.304	.305	.296	.2773
.265	.243	.224	.202	.199	.198	.211	.226	.247	.257	.259	.258	.2773
.263	.237	.220	.202	.186	.191	.199	.225	.250	.254	.257	.249	.2773
.241	.213	.189	.163	.157	.163	.173	.193	.211	.229	.236	.245	.2773
.213	.188	.177	.165	.154	.154	.159	.178	.196	.220	.222	.215	.2773
—	—	—	—	—	—	—	—	—	—	—	—	.2773
.247	.238	.216	.195	.194	.194	.207	.224	.244	.264	.285	.284	.2773
.3072	.2913	.2714	.2529	.2416	.2399	.2489	.2623	.2845	.3011	.3111	.3111	.2773

BAROMETRIC PRESSURE.													
Barometer at 32° = 28 English inches + the numbers in the Table.													
Hours of Mean Göttingen Time.	0	1	2	3	4	5	6	7	8	9	10	11	
Hours of Mean St. Helena Time.	23	0	1	2	3	4	5	6	7	8	9	10	
NOVEMBER.	2	.280	.273	.233	.225	.215	.207	.221	.228	.237	.251	.273	.289
	3	.279	.265	.246	.228	.218	.207	.201	.213	.233	.252	.272	.270
	4	.286	.273	.248	.230	.228	.228	.229	.244	.262	.273	.276	.275
	5	.290	.279	.263	.242	.227	.222	.228	.242	.260	.271	.280	.281
	6	.309	.291	.280	.252	.242	.238	.246	.252	.257	.280	.289	.294
	7	.317	.303	.293	.279	.276	.266	.274	.280	.301	.317	.321	.317
	8	—	—	—	—	—	—	—	—	—	—	—	—
	9	.290	.286	.274	.271	.253	.243	.248	.268	.288	.295	.322	.332
	10	.304	.302	.296	.277	.273	.257	.265	.279	.291	.306	.315	.320
	11	.332	.309	.296	.272	.258	.259	.266	.279	.295	.305	.320	.312
	12	.289	.280	.260	.245	.236	.232	.230	.236	.250	.272	.283	.285
	13	.286	.268	.252	.239	.229	.221	.221	.229	.247	.254	.267	.276
	14	.257	.260	.248	.237	.226	.225	.223	.225	.243	.254	.262	.269
	15	—	—	—	—	—	—	—	—	—	—	—	—
	16	.282	.265	.250	.229	.216	.214	.228	.228	.247	.259	.257	.261
	17	.251	.230	.218	.208	.185	.179	.186	.189	.211	.234	.255	.267
	18	.267	.249	.233	.211	.199	.195	.190	.203	.217	.241	.253	.259
	19	.275	.263	.258	.240	.234	.225	.231	.242	.260	.281	.292	.305
	20	.341	.334	.317	.295	.282	.277	.278	.296	.311	.327	.336	.339
	21	.320	.307	.300	.271	.256	.244	.236	.240	.245	.263	.271	.271
	22	—	—	—	—	—	—	—	—	—	—	—	—
	23	.271	.263	.253	.247	.233	.224	.211	.218	.232	.256	.277	.272
	24	.309	.304	.290	.286	.268	.264	.254	.265	.288	.295	.299	.319
	25	.329	.325	.308	.294	.287	.269	.270	.299	.317	.332	.341	.351
	26	.330	.319	.301	.283	.271	.270	.277	.268	.271	.293	.315	.315
	27	.272	.260	.250	.242	.231	.217	.221	.231	.244	.262	.268	.276
	28	.284	.275	.265	.247	.239	.239	.241	.253	.267	.283	.291	.315
	29	—	—	—	—	—	—	—	—	—	—	—	—
	30	.298	.294	.264	.248	.239	.227	.227	.230	.245	.256	.273	.279
	Hourly Means	.2939	.2831	.2678	.2519	.2408	.2340	.2361	.2455	.2608	.2765	.2883	.2940
DECEMBER.	1	.238	.228	.201	.185	.160	.150	.148	.155	.169	.179	.189	.201
	2	.216	.205	.199	.178	.154	.134	.148	.162	.172	.190	.209	.221
	3	.260	.253	.240	.218	.210	.197	.195	.214	.229	.246	.261	.263
	4	.280	.261	.236	.232	.214	.210	.203	.216	.226	.243	.259	.271
	5	.269	.261	.241	.226	.213	.206	.199	.209	.225	.240	.258	.273
	6	—	—	—	—	—	—	—	—	—	—	—	—
	7	.255	.244	.232	.217	.206	.192	.186	.189	.198	.212	.219	.228
	8	.242	.227	.221	.208	.203	.198	.209	.219	.239	.252	.263	.283
	9	.290	.281	.268	.246	.238	.230	.224	.228	.236	.244	.253	.253
	10	.247	.235	.216	.195	.180	.170	.169	.175	.189	.208	.207	.207
	11	.224	.214	.196	.179	.170	.167	.166	.173	.187	.195	.209	.210
	12	.266	.248	.241	.224	.211	.208	.206	.222	.233	.253	.262	.275
	13	—	—	—	—	—	—	—	—	—	—	—	—
	14	.315	.300	.290	.275	.260	.252	.258	.275	.284	.302	.321	.335
	15	.280	.275	.256	.240	.234	.223	.227	.236	.254	.270	.289	.287
	16	.297	.287	.277	.255	.243	.242	.238	.242	.256	.266	.281	.289
	17	.300	.297	.287	.264	.245	.234	.238	.245	.262	.275	.279	.279
	18	.301	.283	.270	.244	.226	.224	.222	.232	.251	.265	.283	.288
	19	.245	.237	.218	.203	.186	.184	.189	.197	.212	.214	.230	.239
	20	—	—	—	—	—	—	—	—	—	—	—	—
	21	.285	.278	.262	.245	.232	.228	.232	.238	.250	.267	.277	.284
	22	.277	.269	.256	.249	.233	.219	.225	.227	.232	.245	.264	.274
	23	.272	.275	.252	.242	.233	.229	.227	.237	.249	.263	.283	.290
	24	.300	.287	.280	.263	.245	.240	.249	.254	.267	.285	.294	.299
	25 ^a	—	—	—	—	—	—	—	—	—	—	—	—
	26	—	—	—	—	—	—	—	—	—	—	—	—
	27	—	—	—	—	—	—	—	—	—	—	—	—
	28	.285	.275	.255	.242	.231	.227	.227	.240	.252	.266	.279	.285
	29	.295	.287	.278	.255	.237	.232	.234	.241	.255	.276	.280	.289
	30	.295	.275	.274	.263	.242	.234	.237	.240	.262	.276	.297	.310
	31	.269	.254	.238	.224	.216	.210	.208	.218	.232	.246	.263	.282
Hourly Means	.2721	.2614	.2474	.2309	.2169	.2096	.2106	.2194	.2328	.2471	.2604	.2686	

^a Christmas Day.

BAROMETRIC PRESSURE.

Barometer at 32° = 28 English inches + the numbers in the Table.

12	13	14	15	16	17	18	19	20	21	22	23	Daily and Monthly Means.
11	12	13	14	15	16	17	18	19	20	21	22	
.273	.260	.245	.233	.219	.226	.207	.226	.246	.264	.280	.280	.2455
.267	.246	.230	.211	.203	.205	.227	.240	.262	.278	.285	.288	.2427
.275	.270	.246	.230	.222	.218	.235	.243	.267	.277	.282	.293	.2546
.280	.267	.251	.235	.225	.229	.245	.275	.295	.294	.323	.319	.2635
.289	.278	.259	.241	.243	.237	.247	.269	.292	.302	.313	.317	.2715
—	—	—	—	—	—	—	—	—	—	—	—	—
.268	.252	.228	.212	.200	.206	.228	.252	.280	.293	.296	.290	.2729
.318	.288	.262	.251	.246	.242	.250	.258	.291	.313	.312	.315	.2798
.319	.301	.270	.256	.251	.258	.272	.295	.323	.339	.344	.345	.2941
.298	.284	.264	.246	.249	.247	.255	.263	.282	.302	.307	.309	.2837
.278	.260	.227	.205	.211	.211	.231	.247	.273	.288	.301	.297	.2553
.274	.262	.241	.226	.228	.235	.241	.258	.281	.281	.287	.280	.2535
—	—	—	—	—	—	—	—	—	—	—	—	—
.274	.256	.239	.227	.227	.229	.241	.261	.279	.289	.292	.292	.2515
.253	.241	.223	.203	.196	.202	.206	.231	.251	.258	.269	.268	.2390
.253	.246	.230	.213	.203	.204	.223	.241	.249	.266	.269	.274	.2285
.267	.247	.224	.210	.202	.204	.226	.240	.262	.284	.286	.286	.2356
.309	.298	.284	.276	.276	.274	.283	.306	.328	.339	.357	.352	.2828
.333	.317	.296	.275	.269	.273	.274	.288	.320	.328	.335	.335	.3073
—	—	—	—	—	—	—	—	—	—	—	—	—
.244	.237	.211	.193	.179	.186	.193	.213	.237	.256	.268	.271	.2463
.271	.255	.235	.227	.225	.223	—	.263 ^a	.283	.297	.305	.309	.2540
.313	.301	.291	.279	.272	.273	.288	.306	.328	.330	.341	.338	.2959
.339	.321	.303	.299	.298	.297	.305	.324	.336	.332	.342	.335	.3147
.303	.284	.254	.238	.232	.234	.237	.256	.278	.282	.282	.278	.2778
.268	.245	.225	.206	.206	.208	.233	.250	.259	.274	.276	.284	.2462
—	—	—	—	—	—	—	—	—	—	—	—	—
.320	.292	.277	.257	.245	.257	.272	.288	.300	.303	.305	.307	.2759
.268	.242	.219	.203	.197	.203	.215	.225	.234	.240	.249	.241	.2423
.2862	.2700	.2494	.2341	.2300	.2312	.2431	.2502	.2814	.2922	.3002	.3001	.2642
.194	.178	.156	.150	.151	.149	.158	.187	.207	.213	.227	.226	.1833
.216	.205	.178	.176	.168	.171	.193	.220	.246	.258	.259	.261	.1975
.265	.249	.233	.230	.229	.225	.232	.251	.269	.283	.283	.280	.2423
.267	.251	.236	.235	.233	.233	.241	.253	.277	.279	.282	.282	.2467
—	—	—	—	—	—	—	—	—	—	—	—	—
.231	.217	.195	.188	.192	.193	.209 ^b	.227	.239	.251	.253	.257	.2288
.230	.220	.201	.193	.185	.185	.191	.207	.239	.247	.253	.245	.2156
.283	.270	.259	.243	.230	.233	.237	.251	.271	.279	.288	.293	.2459
.241	.225	.199	.187	.173	.173	.189	.207	.223	.247	.252	.251	.2316
.198	.184	.168	.155	.150	.159	.173	.192	.207	.219	.229	.227	.1941
.212	.208	.198	.190	.191	.195	.219	.246	.264	.273	.277	.270	.2097
—	—	—	—	—	—	—	—	—	—	—	—	—
.290	.282	.273	.269	.259	.264	.282	.294	.313	.317	.330	.326	.2645
.323	.299	.280	.269	.255	.252	.261	.265	.275	.283	.289	.285	.2835
.287	.273	.247	.233	.228	.223	.235	.247	.269	.286	.295	.303	.2582
.279	.265	.241	.231	.229	.233	.239	.253	.286	.297	.305	.304	.2640
.275	.259	.243	.233	.221	.224	.241	.259	.271	.290	.299	.309	.2637
.283	.275	.251	.243	.231	.221	.219	.235	.246	.256	.271	.261	.2534
—	—	—	—	—	—	—	—	—	—	—	—	—
.255	.247	.235	.225	.223	.224	.230	.251	.273	.287	.289	.289	.2326
.284	.264	.239	.221	.201	.203	.224	.245	.265	.281	.281	.281	.2528
.268	.258	.242	.230	.225	.228	.241	.251	.265	.273	.281	.282	.2506
.292	.275	.256	.244	.238	.236	.241	.259	.275	.294	.300	.302	.2610
.295	.280	.263	.247	.245	.242	.252	.278	.312	.320	.331	.325	.2772
—	—	—	—	—	—	—	—	—	—	—	—	—
—	—	—	—	—	—	—	—	—	—	—	—	—
.284	.266	.246	.238	.234	.244	.251	.271	.285	.294	.299	.301	.2615
.298	.276	.251	.234	.232	.241	.249	.274	.292	.304	.303	.298	.2671
.299	.276	.257	.238	.227	.233	.243	.251	.257	.271	.277	.277	.2630
.281	.273	.250	.231	.217	.215	.227	.250	.273	.283	.298	.303	.2484
.2652	.2510	.2319	.2213	.2147	.2160	.2278	.2450	.2640	.2754	.2820	.2815	.2439

^a Twelve minutes late.

^b Ten minutes late.

BAROMETRIC PRESSURE.													
Barometer at 32° = 28 English inches + the numbers in the Table.													
Hours of Mean Göttingen Time.	0	1	2	3	4	5	6	7	8	9	10	11	
Hours of Mean St. Helena Time.	23	0	1	2	3	4	5	6	7	8	9	10	
JANUARY.	1	.284	.272	.259	.242	.225	.220	.213	.216	.229	.241	.248	.255
	2	.255	.260	.253	.234	.218	.211	.203	.213	.219	.229	.242	.258
	3	—	—	—	—	—	—	—	—	—	—	—	—
	4	.239	.232	.228	.213	.192	.187	.189	.203	.223	.237	.237	.245
	5	.255	.242	.228	.217	.202	.187	.189	.210	.217	.225	.233	.226
	6	.228	.219	.212	.194	.183	.179	.174	.188	.193	.194	.209	.216
	7	.263	.250	.244	.227	.211	.205	.205	.203	.215	.220	.219	.230
	8	.259	.240	.217	.202	.184	.171	.169	.164	.173	.176	.182	.187
	9	.200	.192	.186	.170	.143	.137	.141	.157	.173	.186	.197	.198
	10	—	—	—	—	—	—	—	—	—	—	—	—
	11	.246	.246	.237	.227	.216	.213	.222	.231	.240	.260	.269	.274
	12	.293	.292	.284	.269	.248	.243	.254	.261	.271	.282	.293	.296
	13	.287	.284	.273	.254	.237	.233	.239	.249	.262	.270	.273	.277
	14	.269	.258	.240	.228	.217	.214	.220	.228	.248	.254	.268	.281
	15	.296	.284	.271	.249	.232	.221	.227	.235	.240	.257	.272	.282
	16	.260	.251	.235	.218	.191	.179	.177	.185	.195	.193	.205	.220
	17	—	—	—	—	—	—	—	—	—	—	—	—
	18	.226	.220	.213	.191	.183	.171	.181	.187	.197	.210	.213	.225
	19	.198	.191	.183	.166	.161	.158	.157	.164	.172	.179	.182	.185
	20	.197	.188	.165	.146	.136	.136	.134	.140	.153	.155	.160	.166
	21	.176	.170	.166	.154	.139	.138	.146	.162	.179	.204	.213	.226
	22	.237	.232	.211	.201	.188	.188	.188	.206	.228	.250	.265	.267
	23	.305	.282	.269	.251	.231	.229	.229	.236	.259	.273	.286	.297
	24	—	—	—	—	—	—	—	—	—	—	—	—
	25	.294	.275	.266	.237	.224	.217	.226	.224	.233	.250	.258	.237
	26	.216	.202	.192	.181	.172	.161	.160	.168	.185	.207	.220	.239
	27	.221	.209	.192	.181	.166	.157	.163	.180	.195	.209	.225	.233
	28	.212	.195	.187	.162	.151	.138	.148	.157	.171	.186	.201	.219
	29	.226	.215	.202	.184	.175	.164	.165	.180	.196	.217	.236	.247
	30	.253	.241	.233	.217	.203	.203	.211	.215	.227	.248	.255	.258
	31	—	—	—	—	—	—	—	—	—	—	—	—
Hourly Means	.2460	.2362	.2248	.2083	.1934	.1869	.1896	.1985	.2113	.2235	.2331	.2402	
FEBRUARY.	1	.243	.226	.225	.217	.192	.173	.166	.186	.191	.211	.221	.236
	2	.242	.235	.217	.205	.200	.182	.198	.198	.213	.228	.234	.243
	3	.280	.269	.258	.227	.218	.208	.211	.216	.223	.254	.258	.271
	4	.302	.300	.275	.256	.238	.233	.233	.242	.253	.274	.296	.309
	5	.285	.275	.258	.247	.226	.216	.220	.220	.232	.253	.266	.268
	6	.273	.263	.254	.241	.222	.218	.215	.226	.226	.255	.258	.265
	7	—	—	—	—	—	—	—	—	—	—	—	—
	8	.293	.286	.268	.261	.247	.246	.232	.240	.258	.276	.284	.286
	9	.318	.303	.282	.268	.247	.228	.228	.226	.236	.256	.271	.281
	10	.274	.257	.237	.208	.197	.183	.191	.199	.212	.222	.250	.259
	11	.261	.254	.232	.212	.198	.194	.190	.199	.204	.209	.224	.228
	12	.254	.247	.226	.210	.187	.178	.178	.195	.201	.226	.238	.256
	13	.260	.247	.217	.206	.194	.183	.180	.198	.216	.230	.235	.252
	14	—	—	—	—	—	—	—	—	—	—	—	—
	15	.298	.283	.272	.257	.252	.250	.252	.265	.273	.285	.289	.304
	16	.280	.268	.258	.236	.223	.216	.213	.224	.238	.248	.258	.273
	17	.258	.244	.225	.215	.205	.197	.198	.203	.214	.228	.239	.255
	18	.277	.270	.260	.236	.226	.221	.226	.234	.244	.249	.257	.267
	19	.274	.267	.245	.231	.214	.208	.205	.209	.215	.222	.237	.247
	20	.248	.233	.215	.203	.191	.192	.191	.197	.208	.212	.229	.241
	21	—	—	—	—	—	—	—	—	—	—	—	—
	22	.313	.301	.284	.274	.264	.258	.264	.266	.281	.279	.284	.291
	23	.321	.309	.296	.263	.239	.222	.219	.232	.249	.253	.262	.264
	24	.262	.252	.228	.221	.198	.183	.194	.209	.219	.233	.248	.257
	25	.278	.263	.244	.227	.218	.212	.218	.232	.252	.268	.278	.277
	26	.302	.283	.271	.251	.232	.228	.232	.245	.259	.281	.284	.277
	27	.280	.263	.247	.227	.203	.195	.196	.211	.227	.245	.251	.259
	28	—	—	—	—	—	—	—	—	—	—	—	—
Hourly Means	.2782	.2666	.2497	.2333	.2180	.2093	.2104	.2197	.2310	.2457	.2563	.2652	

BAROMETRIC PRESSURE.

Barometer at 32° = 28 English inches + the numbers in the Table.

12	13	14	15	16	17	18	19	20	21	22	23	Daily and Monthly Means.
11	12	13	14	15	16	17	18	19	20	21	22	
·247	·228	·211	·193	·178	·178	·185	·204	·234	·245	·263	·269	·2308
—	—	—	—	—	—	—	—	—	—	—	—	·2253
·243	·228	·202	·188	·182	·184	·199	·217	·233	·243	·247	·247	·2246
·248	·233	·215	·204	·192	·188	·204	·231	·250	·272	·272	·257	·2121
·231	·211	·192	·178	·172	·169	·188	·198	·214	·228	·241	·238	·2085
·215	·201	·187	·184	·182	·188	·202	·222	·239	·261	·267	·266	·2251
·224	·215	·197	·192	·186	·194	·210	·228	·260	·270	·271	·263	·1789
·186	·170	·147	·133	·130	·127	·143	·161	·181	·189	·203	·200	·1887
—	—	—	—	—	—	—	—	—	—	—	—	·2477
·223	·205	·187	·172	·164	·166	·183	·198	·219	·238	·247	·247	·2708
·269	·251	·236	·218	·209	·224	·242	·254	·278	·288	·298	·298	·2499
·290	·275	·250	·246	·239	·232	·250	·276	·286	·292	·288	·290	·2566
·272	·248	·224	·209	·200	·198	·214	·228	·248	·266	·274	·278	·2471
·280	·258	·248	·239	·238	·238	·249	·271	·291	·301	·310	·310	·2059
·274	·252	·224	·208	·200	·202	·214	·241	·248	·264	·272	·266	·2008
—	—	—	—	—	—	—	—	—	—	—	—	·1707
·216	·202	·186	·172	·170	·166	·189	·208	·229	·237	·234	·224	·1522
·220	·210	·195	·180	·174	·170	·190	·198	·212	·213	·226	·215	·1999
·177	·156	·140	·127	·134	·144	·158	·176	·187	·199	·202	·201	·2469
·157	·143	·121	·113	·119	·131	·143	·154	·167	·174	·177	·177	·2689
·224	·216	·199	·201	·202	·214	·229	·241	·249	·249	·248	·253	·2350
·266	·257	·239	·235	·237	·248	·267	·281	·296	·308	·315	·316	·2005
—	—	—	—	—	—	—	—	—	—	—	—	·2012
·275	·254	·244	·238	·239	·247	·273	·293	·311	·311	·312	·310	·1915
·256	·234	·221	·207	·200	·192	·208	·228	·228	·238	·246	·240	·2171
·232	·213	·192	·186	·176	·183	·191	·212	·224	·232	·236	·232	·2267
·224	·206	·185	·179	·173	·171	·188	·222	·236	·242	·245	·228	·2157
·204	·194	·186	·181	·175	·172	·187	·211	·235	·247	·246	·231	·2327
·241	·233	·221	·217	·198	·198	·214	·235	·249	·263	·268	·266	·2577
—	—	—	—	—	—	—	—	—	—	—	—	·2697
·261	·223	·195	·195	·190	·192	·200	·223	·242	·250	·260	·245	·2472
·2367	·2198	·2017	·1921	·1869	·1891	·2046	·2235	·2402	·2508	·2565	·2526	·2506
·242	·225	·203	·211	·191	·195	·206	·220	·240	·250	·254	·253	·2717
·247	·238	·229	·223	·227	·225	·231	·261	·265	·273	·282	·288	·2629
·268	·259	·247	·243	·245	·245	·271	·280	·294	·306	·318	·317	·2210
·300	·278	·268	·252	·248	·239	·241	·270	·284	·291	·297	·293	·2127
·268	·252	·232	·218	·210	·214	·220	·240	·267	·279	·283	·285	·2200
—	—	—	—	—	—	—	—	—	—	—	—	·2496
·272	·265	·245	·236	·233	·233	·239	·242	·267	·282	·288	·296	·2698
·292	·281	·267	·245	·240	·245	·256	·271	·289	·299	·327	·332	·2466
·283	·267	·254	·240	·228	·243	·255	·259	·270	·283	·291	·293	·2315
·257	·239	·215	·202	·186	·191	·193	·205	·206	·225	·243	·253	·2484
·228	·209	·191	·176	·173	·169	·188	·196	·225	·239	·248	·257	·2304
·249	·238	·214	·196	·191	·191	·195	·208	·230	·242	·265	·264	·2388
—	—	—	—	—	—	—	—	—	—	—	—	·2799
·307	·287	·270	·256	·252	·254	·264	·272	·293	·303	·309	·305	·2507
·301	·287	·266	·242	·234	·238	·249	·260	·270	·281	·283	·284	·2365
·274	·261	·244	·227	·227	·227	·233	·236	·253	·266	·270	·265	·2632
·254	·237	·225	·214	·206	·209	·220	·235	·250	·264	·278	·282	·2602
·261	·247	·238	·224	·221	·227	·236	·250	·259	·276	·280	·275	·2234
·239	·227	·220	·204	·196	·202	·224	·235	·250	·258	·256	·244	·2455
—	—	—	—	—	—	—	—	—	—	—	—	·2455
·262	·252	·242	·232	·226	·234	·239	·252	·285	·308	·321	·319	·2455
·284	·274	·254	·250	·244	·249	·256	·280	·295	·320	·326	·326	·2455
·257	·240	·229	·222	·210	·224	·218	·232	·247	·267	·271	·270	·2455
·253	·246	·238	·230	·222	·214	·231	·239	·261	·277	·279	·283	·2455
·277	·267	·261	·252	·244	·246	·268	·281	·301	·317	·322	·314	·2455
·276	·266	·256	·241	·233	·239	·236	·248	·262	·272	·286	·286	·2455
—	—	—	—	—	—	—	—	—	—	—	—	·2455
·239	·228	·221	·191	·187	·182	·186	·191	·209	·230	·248	·245	·2455
·2662	·2529	·2387	·2261	·2197	·2223	·2315	·2443	·2613	·2753	·2844	·2845	·2455

BAROMETRIC PRESSURE.													
Barometer at 32° = 28 English inches + the numbers in the Table.													
Hours of Mean Göttingen Time.	0	1	2	3	4	5	6	7	8	9	10	11	
Hours of Mean St. Helena Time.	23	0	1	2	3	4	5	6	7	8	9	10	
MARCH.	1	.244	.232	.218	.211	.205	.197	.195	.207	.217	.242	.255	.265
	2	.299	.280	.263	.255	.241	.241	.247	.251	.261	.272	.279	.295
	3	.286	.274	.255	.237	.225	.213	.203	.209	.225	.249	.268	.282
	4	.267	.265	.233	.219	.202	.198	.203	.215	.230	.250	.263	.283
	5	.290	.278	.262	.239	.221	.214	.214	.230	.239	.252	.253	.271
	6	.285	.279	.263	.250	.229	.225	.229	.235	.254	.266	.274	.277
	7	—	—	—	—	—	—	—	—	—	—	—	—
	8	.218	.191	.172	.162	.159	.154	.156	.157	.165	.163	.166	.164
	9	.199	.186	.169	.157	.158 ^a	.142	.134	.158	.168	.172	.179	.203
	10	.205	.194	.176	.164	.151	.147	.151	.162	.177	.194	.215	.221
	11	.253	.249	.223	.204	.181	.176	.164	.171	.185	.198	.215	.225
	12	.216	.194	.171	.153	.150	.152	.152	.166	.175	.184	.204	.218
	13	.230	.221	.205	.185	.176	.162	.162	.167	.183	.199	.214	.222
	14	—	—	—	—	—	—	—	—	—	—	—	—
	15	.218	.201	.185	.176	.164	.167	.161	.172	.186	.196	.212	.223
	16	.246	.241	.225	.211	.206	.193	.197	.210	.215	.230	.254	.254
	17	.296	.285	.272	.257	.248	.245	.249	.262	.277	.289	.312	.324
	18	.321	.308	.279	.259	.244	.235	.229	.234	.250	.269	.276	.277
	19	.257	.235	.214	.202	.184	.180	.171	.175	.179	.196	.211	.214
	20	.207	.184	.164	.146	.139	.145	.133	.145	.162	.174	.182	.186
	21	—	—	—	—	—	—	—	—	—	—	—	—
	22	.241	.223	.200	.181	.169	.150	.146	.156	.172	.169	.189	.203
	23	.226	.212	.187	.158	.140	.133	.130	.137	.155	.162	.174	.182
	24	.203	.183	.164	.159	.153	.156	.160	.167	.178	.186	.192	.204
	25	.234	.218	.195	.175	.160	.160	.166	.185	.198	.212	.223	.226
	26	.247	.227	.212	.180	.167	.170	.177	.200	.222	.240	.252	.264
	27	.249	.232	.212	.193	.178	.176	.183	.184	.198	.210	.227	.229
	28	—	—	—	—	—	—	—	—	—	—	—	—
	29	.196	.176	.161	.152	.140	.146	.160	.167	.182	.199	.213	.227
	30	.272	.250	.240	.220	.219	.214	.221	.232	.245	.255	.272	.274
	31	.281	.262	.245	.226	.218	.214	.219	.230	.246	.265	.272	.271
Hourly Means	.2476	.2326	.2135	.1974	.1873	.1817	.1819	.1920	.2053	.2183	.2313	.2401	
APRIL.	1	.268	.246	.226	.221	.199	.201	.208	.211	.229	.255	.273	.279
	2 ^b	—	—	—	—	—	—	—	—	—	—	—	—
	3	.298	.283	.263	.244	.229	.229	.221	.225	.244	.253	.260	.269
	4	—	—	—	—	—	—	—	—	—	—	—	—
	5	.297	.278	.261	.245	.231	.242	.241	.255	.268	.279	.292	.303
	6	.339	.318	.303	.280	.270	.258	.272	.273	.279	.297	.299	.302
	7	.323	.306	.277	.256	.233	.220	.235	.241	.253	.260	.262	.263
	8	.273	.270	.251	.238	.225	.217	.215	.215	.230	.241	.257	.255
	9	.281	.265	.249	.235	.230	.219	.235	.246	.251	.261	.235	.278
	10	.310	.299	.275	.262	.248	.237	.249	.258	.264	.282	.303	.312
	11	—	—	—	—	—	—	—	—	—	—	—	—
	12	.338	.317	.284	.278	.261	.261	.262	.276	.285	.312	.324	.321
	13	.307	.281	.262	.236	.222	.210	.224	.227	.245	.258	.273	.273
	14	.279	.258	.237	.229	.213	.207	.212	.218	.234	.246	.257	.269
	15	.280	.259	.244	.229	.216	.216	.212	.219	.225	.244	.252	.267
	16	.291	.262	.240	.218	.204	.203	.213	.215	.228	.248	.256	.262
	17	.256	.228	.213	.197	.184	.176	.182	.203	.210	.235	.233	.240
	18	—	—	—	—	—	—	—	—	—	—	—	—
	19	.276	.253	.240	.226	.210	.226	.233	.241	.260	.274	.279	.283
	20	.306	.282	.270	.261	.245	.243	.254	.255	.277	.296	.303	.306
	21	.306	.296	.287	.276	.261	.261	.267	.279	.288	.311	.319	.318
	22	.299	.288	.270	.241	.236	.246	.247	.266	.270	.286	.290	.294
	23	.275	.242	.223	.204	.187	.201	.207	.213	.223	.244	.251	.248
	24	.258	.252	.225	.213	.203	.213	.221	.227	.238	.259	.269	.272
	25	—	—	—	—	—	—	—	—	—	—	—	—
	26	.306	.287	.271	.252	.238	.240	.250	.262	.263	.276	.294	.288
	27	.307	.281	.260	.240	.228	.227	.229	.228	.245	.259	.264	.266
	28	.276	.255	.250	.223	.205	.205	.212	.224	.241	.254	.260	.260
	29	.287	.271	.250	.234	.223	.225	.229	.229	.241	.260	.272	.272
	30	.290 ^c	.282	.260	.237	.234	.228	.223	.238	.256	.271	.281	.280
Hourly Means	.2930	.2744	.2556	.2390	.2254	.2244	.2301	.2378	.2499	.2664	.2743	.2792	

^a Seven minutes late.

^b Good Friday.

^c Five minutes late.

BAROMETRIC PRESSURE.

Barometer at 32° = 28 English inches + the numbers in the Table.

12	13	14	15	16	17	18	19	20	21	22	23	Daily and Monthly Means.
11	12	13	14	15	16	17	18	19	20	21	22	
·266	·257	·237	·223	·214	·214	·217	·229	·251	·270	·287	·301	·2356
·290	·279	·268	·245	·236	·230	·242	·263	·269	·283	·290	·291	·2654
·281	·265	·244	·224	·211	·214	·224	·237	·256	·268	·281	·270	·2459
·278	·270	·258	·244	·236	·235	·244	·253	·267	·285	·297	·300	·2498
·268	·258	·240	·233	·223	·219	·235	·237	·244	·258	·272	·284	·2472
—	—	—	—	—	—	—	—	—	—	—	—	—
·227	·217	·195	·185	·165	·156	·161	·165	·179	·197	·221	·222	·2232
·168	·156	·157	·149	·133	·128	·143	·153	·167	·192	·195	·197	·1652
·201	·187	·169	·143	·125	·129	·140	·160	·164	·190	·209	·213	·1694
·217	·211	·201	·195	·183	·185	·193	·214	·233	·239	·245	·250	·1968
·220	·214	·190	·184	·180	·185	·202	·212	·205	·233	·237	·227	·2055
·214	·209	·188	·177	·168	·161	·165	·176	·192	·210	·229	·237	·1859
—	—	—	—	—	—	—	—	—	—	—	—	—
·213	·197	·183	·167	·165	·165	·171	·186	·196	·212	·223	·215	·1925
·222	·210	·192	·183	·167	·159	·164	·174	·192	·222	·244	·251	·1934
·249	·234	·225	·214	·198	·205	·216	·226	·255	·278	·289	·296	·2320
·318	·308	·294	·275	·256	·252	·258	·274	·284	·305	·319	·318	·2824
·273	·248	·230	·212	·198	·189	·203	·218	·232	·251	·260	·256	·2480
·212	·196	·181	·169	·156	·154	·162	·178	·182	·191	·208	·208	·1923
—	—	—	—	—	—	—	—	—	—	—	—	—
·210	·201	·200	·184	·172	·167	·186	·204	·222	·234	·240	·244	·1846
·199	·189	·178	·165	·157	·157	·156	·182	·186	·202	·226	·230	·1844
·181	·180	·169	·148	·142	·147	·157	·173	·181	·195	·207	·208	·1702
·209	·200	·188	·172	·170	·166	·180	·200	·214	·223	·240	·238	·1877
·223	·218	·207	·197	·200	·204	·213	·226	·234	·251	·256	·254	·2098
·261	·243	·229	·208	·198	·185	·204	·221	·235	·253	·266	·259	·2217
—	—	—	—	—	—	—	—	—	—	—	—	—
·184	·179	·172	·159	·146	·146	·154	·162	·180	·193	·214	·211	·1905
·227	·219	·213	·202	·190	·184	·192	·217	·234	·256	·276	·276	·2002
·269	·255	·232	·228	·225	·228	·231	·249	·260	·275	·279	·289	·2472
·257	·246	·232	·211	·204	·204	·223	·235	·253	·275	·281	·278	·2437
·2347	·2239	·2101	·1961	·1859	40	·1939	·2083	·2210	·2386	·2515	·2527	·2137
·276	·267	·252	·234	·227	·227	·229	·239	·267	·289	·303	·309	·2473
—	—	—	—	—	—	—	—	—	—	—	—	—
·266	·254	·238	·229	·225	·229	·238	·254	·270	·289	·291	·307	·2545
·313	·297	·275	·264	·264	·267	·269	·285	·311	·335	·345	·351	·2820
·291	·286	·276	·264	·265	·265	·276	·296	·308	·332	·341	·332	·2926
·266	·250	·239	·234	·227	·223	·236	·255	·268	·278	·286	·288	·2575
·262	·259	·238	·231	·224	·224	·224	·234	·251	·268	·280	·285	·2445
·271	·265	·264	·262	·261	·251	·254	·270	·286	·290	·312	·316	·2620
—	—	—	—	—	—	—	—	—	—	—	—	—
·322	·308	·300	·264	·254	·260	·269	·286	·316	·334	·333	·348	·2872
·313	·297	·275	·259	·246	·244	·252	·258	·275	·296	·306	·312	·2855
·273	·269	·258	·248	·240	·241	·241	·249	·265	·281	·287	·286	·2565
·266	·259	·246	·230	·223	·227	·235	·248	·271	·278	·290	·288	·2467
·256	·252	·238	·229	·223	·213	·228	·238	·260	·281	·293	·302	·2448
·250	·249	·233	·222	·212	·211	·211	·221	·234	·243	·262	·268	·2357
—	—	—	—	—	—	—	—	—	—	—	—	—
·242	·234	·219	·207	·195	·194	·196	·212	·232	·242	·270	·278	·2199
·282	·275	·264	·251	·250	·250	·245	·264	·273	·283	·307	·310	·2606
·310	·296	·277	·265	·252	·245	·249	·267	·282	·293	·307	·310	·2771
·315	·310	·300	·276	·270	·257	·267	·273	·290	·313	·318	·317	·2906
·289	·277	·258	·252	·238	·231	·242	·261	·273	·282	·289	·289	·2672
·243	·237	·238	·228	·225	·217	·221	·232	·251	·255	·263	·270	·2332
—	—	—	—	—	—	—	—	—	—	—	—	—
·270	·262	·243	·226	·211	·219	·230	·247	·269	·280	·296	·314	·2465
·290	·277	·261	·248	·232	·238	·237	·261	·292	·305	·317	·319	·2710
·266	·262	·248	·219	·217	·217	·217	·233	·261	·268	·282	·289	·2505
·255	·247	·238	·229	·217	·216	·224	·250	·258	·278	·288	·299	·2443
·264	·261	·242	·228	·220	·216	·222	·241	·262	·282	·302	·308	·2517
·271	·257	·259	·248	·242	·246	·252	·267	·290	·314	·328	·337	·2663
·2769	·2683	·2552	·2419	·2344	·2331	·2386	·2536	·2726	·2876	·2998	·3053	·2590

BAROMETRIC PRESSURE.													
Barometer at 32° = 28 English inches + the numbers in the Table.													
Hours of Mean Göttingen Time.	0	1	2	3	4	5	6	7	8	9	10	11	
Hours of Mean St. Helena Time.	23	0	1	2	3	4	5	6	7	8	9	10	
MAY.	1	.334	.317	.295	.271	.262	.256	.263	.272	.296	.316	.311	.315
	2	—	—	—	—	—	—	—	—	—	—	—	—
	3	.300	.282	.267	.253	.236	.238	.234	.235	.243	.265	.274	.280
	4	.328	.308	.292	.284	.275	.277 ^a	.278	.282	.290	.307	.310	.301
	5	.318	.302	.286	.273	.264	.258	.262	.254	.261	.266	.282	.267
	6	.288	.271	.252	.230	.215	.211	.223	.229	.246	.263	.268	.269
	7	.267 ^b	.248	.231	.208	.198	.199	.209	.214	.225	.239	.251	.250
	8	.273	.258	.232	.221	.212	.215	.221	.226	.234	.262	.272	.268
	9	—	—	—	—	—	—	—	—	—	—	—	—
	10	.241	.225	.208	.187	.182	.186	.209	.211	.232	.236	.248	.251
	11	.273	.254	.230	.224	.216	.219	.225	.236	.252	.264	.256	.256
	12	.289	.264	.244	.234	.223	.223	.222	.231	.239	.262	.268	.266
	13	.301	.279	.264	.252	.245	.242	.247	.260	.265	.288	.297	.302
	14	.329	.309	.287	.274	.261	.259	.260	.272	.287	.301	.315	.309
	15	.326	.307	.293	.265	.250 ^c	.249	.250	.250	.260	.267	.279	.279
	16	—	—	—	—	—	—	—	—	—	—	—	—
	17	.259	.249	.219	.216	.214	.214	.205	.219	.216	.214	.208	.206
	18	.285	.279	.258	.241	.226	.212	.215	.219	.231	.239	.258	.263
	19	.280	.264	.239	.220	.224	.232	.237	.258	.278	.280	.304	.318
	20	.290	.271	.259	.249	.240	.241	.243	.245	.260	.270	.268	.273
	21	.283	.269	.241	.221	.209	.204	.212	.230	.237	.249	.254	.254
	22	.304	.283	.267	.248	.246	.255	.261	.274	.288	.309	.319	.311
	23	—	—	—	—	—	—	—	—	—	—	—	—
	24	.330	.332	.313	.290	.297	.295	.305	.311	.313	.327	.328	.332
	25	.305	.285	.258	.232	.223	.222	.224	.230	.243	.249	.267	.280
	26	.333	.321	.302	.276	.271	.281	.277	.300	.313	.324	.329	.328
	27	.366	.345	.327	.318	.319	.319	.325	.337	.349	.360	.378	.383
	28	.356	.341	.321	.309	.301	.301	.312	.316	.326	.343	.357	.361
	29	.357	.353	.331	.311	.307	.303	.304	.312	.320	.334	.337	.330
	30	—	—	—	—	—	—	—	—	—	—	—	—
	31	.360	.348	.333	.325	.318	.318	.322	.326	.328	.341	.345	.348
Hourly Means	.3075	.2909	.2711	.2551	.2475	.2461	.2517	.2596	.2705	.2837	.2917	.2923	
JUNE.	1	.341	.334	.315	.303	.290	.281	.296	.306	.317	.319	.326	.322
	2	.317	.301	.287	.262	.256	.266	.276	.276	.287	.302	.317	.319
	3	.335	.325	.302	.282	.277	.281	.281	.289	.307	.322	.333	.338
	4	.342	.326	.322	.309	.305	.303	.305	.314	.331	.341	.344	.342
	5	.358	.340	.322	.300	.294	.303	.317	.312	.316	.330	.333	.338
	6	—	—	—	—	—	—	—	—	—	—	—	—
	7	.324	.305	.287	.266	.256	.257	.279	.288	.302	.314	.319	.323
	8	.329	.313	.301	.295	.289	.288	.296	.311	.327	.332	.335	.345
	9	.314	.298	.278	.262	.245	.252	.260	.276	.284	.289	.290	.289
	10	.298	.290	.272	.262	.243	.242	.245	.249	.261	.274	.280	.283
	11	.341	.336	.324	.316	.307	.302	.310	.324	.329	.331	.328	.332
	12	.390	.371	.359	.347	.337 ^d	.330	.338	.350	.358	.374	.377	.393
	13	—	—	—	—	—	—	—	—	—	—	—	—
	14	.353	.337	.333	.319	.303	.295	.295	.302	.316	.328	.330	.331
	15	.317	.300	.290	.277	.275	.279	.284	.294	.302	.303	.312	.322
	16	.322	.304	.286	.277	.271	.265	.273	.278	.289	.303	.310	.317
	17	.326	.315	.295	.281	.271	.270	.265	.260	.276	.291	.305	.313
	18	.303	.290	.275	.253	.253	.248	.248	.251	.266	.281	.291	.305
	19	.306	.304	.284	.273	.265	.281	.281	.299	.313	.319	.322	.322
	20	—	—	—	—	—	—	—	—	—	—	—	—
	21	.365	.353	.338	.317	.307	.315	.328	.344	.357	.365	.383	.383
	22	.393	.388	.380	.371	.370	.373	.379	.391	.405	.417	.429	.433
	23	.424	.403	.390	.375	.366	.365	.363	.377	.395	.401	.407	.414
	24	.382	.375	.343	.323	.322	.325	.338	.339	.352	.360	.370	.373
	25	.363	.346	.327	.319	.316	.319	.330	.341	.358	.360	.378	.374
	26	.357	.341	.315	.303	.299	.295	.304	.322	.333	.344	.351	.361
	27	—	—	—	—	—	—	—	—	—	—	—	—
	28	.319	.295	.276	.273	.263	.260	.267	.267	.273	.277	.293	.295
	29	.306	.295	.283	.272	.260	.275	.275	.291	.294	.302	.306	.313
	30	.308	.299	.283	.281	.277	.284	.293	.299	.311	.319	.324	.334
	Hourly Means	.3397	.3263	.3103	.2968	.2891	.2905	.2972	.3058	.3177	.3268	.3343	.3390

^a Omitted in the Means, seven minutes late.

^b Five minutes late.

^c Three minutes and a half late.

^d Four minutes late.

BAROMETRIC PRESSURE.													
Barometer at 32 = 28 English inches + the numbers in the Table.													
Hours of Mean Göttingen Time.	0	1	2	3	4	5	6	7	8	9	10	11	
Hours of Mean St. Helena Time.	23	0	1	2	3	4	5	6	7	8	9	10	
JULY.	1	.353	.349	.328	.305	.294	.294	.309	.315	.330	.335	.346	.355
	2	.369	.346	.332	.319	.312	.302	.313	.321	.321	.329	.335	.339
	3	.330	.317	.294	.281	.266	.270	.276	.278	.286	.288	.291	.305
	4	—	—	—	—	—	—	—	—	—	—	—	—
	5	.343	.329	.317	.291	.289	.291	.305	.314	.324	.335	.337	.339
	6	.349	.327	.313	.293	.292	.287	.288	.296	.299	.305	.318	.321
	7	.313	.295	.281	.264	.247	.246	.250	.264	.271	.282	.284	.285
	8	.322	.304	.293	.286	.281	.289	.297	.310	.336	.351	.353	.360
	9	.372	.366	.343	.328	.319	.322	.338	.347	.357	.365	.373	.378
	10	.390	.375	.355	.339	.325	.324	.332	.343	.355	.378	.383	.391
	11	—	—	—	—	—	—	—	—	—	—	—	—
	12	.381	.373	.348	.344	.346	.346	.346	.356	.368	.366	.395	.395
	13	.394	.376	.355	.342	.333	.335	.339	.341	.358	.374	.381	.392
	14	.368	.353	.337	.317	.315	.327	.330	.338	.334	.345	.344	.342
	15	.341	.328	.313	.286	.287	.281	.284	.286	.288	.297	.329	.332
	16	.354	.338	.317	.294	.295	.292	.302	.319	.330	.339	.344	.354
	17	.381	.367	.359	.347	.342	.348	.365	.378	.386	.399	.402	.406
	18	—	—	—	—	—	—	—	—	—	—	—	—
	19	.332	.309	.291	.284	.279	.279	.285	.292	.295	.302	.302	.301
	20	.278	.262	.244	.222	.207	.202	.207	.226	.226	.232	.231	.232
	21	.251	.238	.235	.221	.227	.231	.245	.261	.273	.291	.301	.313
	22	.329	.321	.313	.297	.267	.268	.282	.294	.314	.331	.338	.341
	23	.324	.309	.292	.271	.265	.268	.279	.283	.293	.301	.294	.300
	24	.318	.300	.289	.265	.255	.256	.269	.276	.286	.310	.333	.334
	25	—	—	—	—	—	—	—	—	—	—	—	—
	26	.357	.347	.332	.320	.315	.324	.329	.331	.336	.339	.337	.337
	27	.349	.336	.315	.295	.289	.289	.293	.303	.315	.326	.337	.339
	28	.345	.335	.323	.302	.299	.307	.314	.323	.337	.345	.362	.356
	29	.362	.355	.331	.324	.308	.315	.334	.348	.357	.369	.386	.377
	30	.362	.354	.339	.325	.328	.326	.346	.347	.358	.369	.388	.380
	31	.353	.341	.323	.305	.300	.295	.302	.304	.312	.328	.341	.345
August 1	—	—	—	—	—	—	—	—	—	—	—	—	
Hourly Means	.3452	.3315	.3153	.2988	.2919	.2931	.3022	.3109	.3202	.3308	.3394	.3426	

BAROMETRIC PRESSURE.

Barometer at 32° = 28 English inches + the numbers in the Table.

12	13	14	15	16	17	18	19	20	21	22	23	Daily and Monthly Means.
11	12	13	14	15	16	17	18	19	20	21	22	
.353	.346	.333	.328	.318	.312	.300	.310	.328	.343	.366	.369	.3300
.349	.329	.327	.319	.308	.307	.301	.301	.307	.324	.333	.334	.3240
—	—	—	—	—	—	—	—	—	—	—	—	} .3025
.335	.315	.307	.290	.283	.283	.302	.303	.325	.342	.347	.347	
.332	.318	.304	.296	.288	.284	.294	.306	.320	.335	.340	.349	.3158
.319	.316	.304	.294	.285	.282	.291	.294	.299	.318	.326	.331	.3061
.284	.279	.285	.271	.267	.273	.276	.283	.290	.316	.326	.325	.2815
.350	.344	.335	.317	.306	.310	.316	.325	.339	.359	.382	.380	.3269
.373	.373	.363	.355	.339	.338	.347	.348	.357	.363	.389	.400	.3564
—	—	—	—	—	—	—	—	—	—	—	—	} .3618
.384	.382	.381	.359	.344	.339	.339	.350	.362	.382	.382	.389	
.393	.382	.374	.355	.347	.347	.351	.356	.362	.384	.395	.393	.3668
.388	.389	.379	.362	.347	.343	.339	.341	.348	.360	.378	.376	.3612
.340	.334	.341	.327	.299	.303	.302	.309	.323	.340	.349	.348	.3319
.332	.330	.316	.309	.304	.296	.304	.308	.324	.346	.353	.353	.3136
.355	.351	.342	.334	.320	.315	.324	.328	.345	.365	.377	.387	.3342
—	—	—	—	—	—	—	—	—	—	—	—	} .3465
.348	.336	.322	.309	.299	.289	.289	.306	.326	.332	.340	.339	
.299	.281	.275	.249	.229	.219	.223	.234	.257	.275	.291	.290	.2780
.229	.231	.222	.209	.201	.203	.209	.226	.236	.253	.256	.250	.2289
.320	.309	.301	.299	.290	.287	.290	.297	.323	.337	.341	.339	.2842
.340	.331	.308	.294	.282	.283	.292	.300	.311	.328	.346	.332	.3101
.285	.288	.285	.262	.245	.245	.253	.269	.272	.287	.305	.322	.2832
—	—	—	—	—	—	—	—	—	—	—	—	} .3147
.356	.352	.347	.337	.321	.315	.307	.321	.334	.354	.356	.361	
.333	.335	.323	.311	.297	.296	.299	.301	.305	.321	.345	.354	.3260
.338	.341	.335	.321	.308	.300	.300	.304	.322	.333	.349	.355	.3205
.354	.353	.342	.333	.319	.310	.310	.322	.333	.343	.351	.363	.3325
.373	.357	.347	.336	.322	.313	.317	.317	.325	.330	.363	.362	.3428
.375	.359	.349	.338	.327	.319	.317	.326	.338	.346	.375	.364	.3481
—	—	—	—	—	—	—	—	—	—	—	—	} .3213
.339	.329	.308	.288	.297	.292	.298	.313	.336	.339	.354	.370	
.3399	.3330	.3243	.3112	.2997	.2964	.2996	.3073	.3203	.3354	.3487	.3512	.3204

STANDARD THERMOMETER.													
Hours of Mean Göttingen Time.	0	1	2	3	4	5	6	7	8	9	10	11	
Hours of Mean St. Helena Time.	23	0	1	2	3	4	5	6	7	8	9	10	
JANUARY.	1	63·4	63·8	66·2	65·0	66·4	66·6	64·6	63·2	62·6	62·0	61·9	61·8
	2	62·7	64·0	63·1	65·4	63·0	63·0	62·2	61·5	61·7	61·7	61·8	61·6
	3	65·9	63·8	65·1	66·0	64·8	65·4	63·8	63·0	62·3	61·8	61·8	61·8
	4	65·0	65·8	65·4	62·9	63·7	64·5	63·2	62·8	62·4	62·4	62·4	62·1
	5	66·2	66·1	66·9	65·5	66·8	68·1	68·6	65·7	63·4	62·6	61·8	61·4
	6	64·4	66·3	65·0	67·2	67·8	66·5	64·4	63·8	62·8	62·8	62·8	62·4
	7	—	—	—	—	—	—	—	—	—	—	—	—
	8	67·5	69·7	71·0	71·2	69·9	70·0	67·7	65·3	64·2	64·1	63·8	63·7
	9	66·0	68·6	69·6	69·4	68·4	69·7	67·8	65·6	64·8	64·2	64·0	63·7
	10	68·9	68·8	67·8	67·7	67·1	67·6	66·5	65·0	63·8	63·7	63·2	63·0
	11	69·5	69·2	68·7	69·0	70·5	68·6	67·0	65·4	64·2	63·8	63·7	63·7
	12	68·3	69·4	70·6	69·6	69·5	68·0	66·2	65·5	65·1	64·3	64·0	63·6
	13	65·5	64·8	66·5	66·0	65·5	64·6	64·3	63·8	63·2	63·6	63·2	63·0
	14	—	—	—	—	—	—	—	—	—	—	—	—
	15	67·3	67·2	66·6	67·1	65·9	65·0	64·9	64·2	63·7	63·7	63·0	63·5
	16	65·8	66·2	66·2	67·3	67·1	66·6	65·3	64·5	63·4	63·4	62·6	62·4
	17	66·1	65·6	66·5	66·7	67·2	66·8	65·1	64·0	63·8	63·4	63·3	62·9
	18	67·5	70·3	68·2	70·2	70·6	69·0	67·7	65·2	63·9	63·6	63·5	62·8
	19	68·3	70·2	68·4	72·0	71·4	70·3	69·6	67·7	65·4	64·4	63·6	63·0
	20	68·4	70·8	72·4	70·8	69·6	69·1	68·2	67·6	65·3	65·1	64·8	64·2
	21	—	—	—	—	—	—	—	—	—	—	—	—
	22	67·6	69·2	70·5	70·2	69·9	70·2	67·7	66·3	65·0	64·5	64·8	64·6
	23	69·1	72·2	72·3	69·6	68·1	67·4	66·6	65·6	65·2	64·4	64·4	64·2
	24	69·1	69·7	71·0	69·6	67·6	69·0	70·0	67·8	66·1	65·6	64·9	65·1
	25	68·9	69·7	70·0	71·4	71·4	71·6	70·2	67·2	66·2	65·5	65·3	65·2
	26	66·0	69·8	70·0	71·1	69·1	70·5	69·5	68·4	66·2	65·4	65·2	65·0
	27	71·6	72·8	74·3	73·4	73·6	72·0	70·1	69·1	65·9	65·6	65·4	65·0
	28	—	—	—	—	—	—	—	—	—	—	—	—
	29	71·4	71·4	70·1	70·0	71·1	69·2	68·4	67·2	65·9	65·5	65·3	65·3
	30	71·1	72·2	73·0	72·4	72·3	72·0	70·2	66·9	65·9	65·6	64·9	64·7
	31	72·1	72·6	—	72·1	71·6	71·5	71·3	67·7	66·0	65·3	65·3	65·0
Hourly Means	67·54	68·53	68·67	68·84	68·51	68·25	67·08	65·56	64·39	64·00	63·73	63·51	
FEBRUARY.	1	70·5	72·3	71·9	70·6	69·3	69·5	68·6	67·2	65·8	65·2	64·7	64·8
	2	69·4	72·2	71·2	70·3	70·0	69·1	70·8	67·7	66·2	65·7	65·4	65·1
	3	65·8	66·1	68·5	69·2	67·6	65·9	66·6	65·4	65·0	64·6	64·6	64·4
	4	—	—	—	—	—	—	—	—	—	—	—	—
	5	70·4	72·2	72·8	72·4	71·0	69·9	69·6	68·5	66·6	66·0	65·8	65·4
	6	71·4	70·9	72·6	73·4	72·7	73·0	71·8	69·6	67·6	66·0	65·7	65·4
	7	71·7	73·1	73·5	74·2	74·0	72·6	72·0	69·2	67·6	67·6	67·0	66·7
	8	72·6	74·0	73·6	72·6	74·3	73·5	70·7	69·6	68·0	67·7	67·7	67·4
	9	68·0	67·8	67·8	67·4	67·8	67·8	66·5	66·2	65·6	66·0	65·8	66·0
	10	67·7	68·8	69·3	69·5	69·8	68·8	68·5	67·4	66·5	66·2	66·0	65·8
	11	—	—	—	—	—	—	—	—	—	—	—	—
	12	72·4	72·4	71·8	72·4	72·0	71·0	69·8	68·7	67·7	67·7	67·7	67·0
	13	70·1	70·7	70·8	71·0	70·2	70·9	68·2	67·8	66·6	66·0	65·9	65·8
	14	67·8	71·6	71·2	71·8	72·0	71·0	71·1	70·2	67·7	66·5	66·2	66·6
	15	71·7	72·0	71·8	72·2	71·4	71·5	70·2	68·9	67·9	67·1	66·5	66·2
	16	70·5	72·0	72·0	71·2	71·2	70·5	69·5	68·2	67·2	66·5	66·2	66·0
	17	69·6	68·0	66·1	68·7	67·9	68·0	67·8	67·0	66·3	66·1	65·7	65·5
	18	—	—	—	—	—	—	—	—	—	—	—	—
	19	70·7	72·0	73·0	74·0	73·7	72·3	70·3	68·8	68·2	67·5	67·0	66·8
	20	70·4	71·7	72·8	72·2	70·3	69·3	68·7	68·1	67·6	67·5	67·5	67·4
	21	69·6	70·3	69·4	69·0	68·7	68·6	67·8	66·9	66·3	66·0	66·0	65·8
	22	68·5	69·2	70·6	70·2	70·0	69·1	67·7	66·5	66·2	65·5	65·8	65·9
	23	68·4	68·5	69·1	70·0	71·2	71·4	70·1	68·7	67·1	66·3	65·9	65·6
	24	70·1	71·1	71·4	71·6	72·0	69·8	69·0	68·4	67·7	67·3	67·1	66·9
	25	—	—	—	—	—	—	—	—	—	—	—	—
	26	69·9	70·7	72·3	70·4	72·0	72·0	70·5	69·2	68·3	67·5	67·0	66·6
	27	70·2	71·8	72·5	71·6	72·6	71·1	69·4	68·2	67·4	67·0	66·5	66·6
	28	70·3	71·5	72·0	72·0	70·0	69·7	68·5	67·5	66·8	66·4	66·5	66·0
	29	67·1	67·9	70·0	68·9	67·5	67·4	67·1	66·9	66·2	66·2	66·0	66·0
Hourly Means	69·79	70·75	71·12	71·07	70·77	70·15	69·23	68·03	66·96	66·48	66·25	66·07	

STANDARD THERMOMETER.

12	13	14	15	16	17	18	19	20	21	22	23	Daily and Monthly Means.
11	12	13	14	15	16	17	18	19	20	21	22	
61.4	61.3	61.4	61.5	6.12	61.6	61.4	60.6	61.6	63.3	64.7	63.0	62.94
61.7	61.0	61.3	60.2	6.06	60.3	60.7	61.2	62.0	63.7	62.2	61.8	62.02
62.0	61.5	61.6	61.2	6.12	61.4	61.4	61.2	61.6	61.9	62.0	63.8	62.76
62.0	61.9	61.8	61.5	6.13	61.6	61.7	60.8	61.3	62.5	63.5	64.2	62.78
61.4	61.6	61.3	61.0	6.12	61.5	60.7	61.2	61.3	62.7	64.2	63.6	63.53
—	—	—	—	—	—	—	—	—	—	—	—	—
62.9	62.7	62.3	62.4	62.4	62.6	62.7	62.8	62.3	64.2	65.8	66.0	63.97
63.4	63.4	63.5	63.3	63.2	62.8	62.7	61.9	62.6	63.6	64.2	66.5	65.38
63.2	63.1	62.8	62.5	62.5	62.6	62.6	62.8	63.2	64.3	65.8	67.8	65.21
62.9	62.8	62.6	62.5	62.5	62.5	62.4	62.4	63.0	63.8	66.5	67.0	64.75
63.5	63.0	62.7	63.1	62.8	62.6	62.6	63.0	63.8	65.0	66.4	67.6	65.39
63.7	63.4	63.4	63.0	63.0	62.9	63.1	63.1	62.7	63.0	64.5	65.5	65.22
—	—	—	—	—	—	—	—	—	—	—	—	—
63.1	62.8	62.6	62.6	62.8	62.2	62.8	63.2	63.6	64.1	64.7	64.8	63.89
63.0	63.2	63.0	63.0	62.8	62.5	62.4	62.9	62.6	62.7	63.7	64.0	64.08
62.8	62.8	62.6	62.6	62.8	62.8	62.7	62.7	63.1	63.4	63.8	65.1	64.08
63.2	63.0	63.0	63.0	62.8	62.5	62.5	62.5	62.9	63.7	65.0	67.5	64.29
63.2	63.0	62.5	62.3	62.6	61.6	62.1	62.6	62.7	65.3	65.8	68.2	65.18
63.0	62.8	63.0	62.0	62.2	61.9	62.4	62.8	63.3	64.2	67.8	67.2	65.70
—	—	—	—	—	—	—	—	—	—	—	—	—
63.0	62.6	62.4	63.1	62.8	62.6	61.7	62.1	63.5	65.2	67.4	66.9	65.82
64.9	64.4	64.0	64.0	64.0	64.0	63.7	63.7	64.5	64.8	66.0	68.9	66.14
64.1	64.2	63.5	63.5	63.4	63.2	63.2	63.6	64.3	64.6	66.8	67.9	65.89
64.9	64.8	64.6	64.7	64.6	64.2	64.3	64.4	64.5	65.6	67.8	69.2	66.63
64.7	64.6	64.3	63.7	63.8	63.2	63.8	63.2	63.0	65.5	65.8	67.9	66.50
64.9	64.8	64.4	64.2	64.2	63.9	63.6	63.2	64.3	65.7	67.2	69.7	66.51
—	—	—	—	—	—	—	—	—	—	—	—	—
65.2	65.1	65.2	64.3	63.9	64.4	64.6	64.6	65.2	66.4	67.4	70.0	67.71
65.2	64.9	64.8	64.6	64.7	64.6	64.3	64.0	65.0	66.4	67.4	68.2	66.85
63.9	64.4	64.0	64.4	63.4	64.3	63.4	63.4	64.0	64.6	66.1	68.7	66.91
64.6	64.4	64.0	64.2	64.0	63.7	63.6	63.9	63.0	64.0	67.2	69.6	66.81
63.40	63.24	63.06	62.90	62.84	62.74	62.71	62.73	63.14	64.23	65.53	66.69	65.07
—	—	—	—	—	—	—	—	—	—	—	—	—
64.7	64.4	64.1	63.9	63.8	63.4	63.3	63.2	64.5	65.6	67.9	69.2	66.60
64.9	64.6	64.5	64.4	64.5	64.5	64.4	64.4	64.8	—	64.4	64.6	66.66
—	—	—	—	—	—	—	—	—	—	—	—	—
64.6	64.1	64.4	64.2	64.3	64.4	64.0	63.9	64.2	65.3	66.6	69.1	65.53
64.8	64.6	64.0	63.0	63.2	62.5	65.4	63.0	64.3	66.2	67.5	69.8	67.04
65.4	65.1	64.9	65.0	64.7	64.0	64.4	65.4	65.8	66.4	69.6	71.0	67.99
66.8	66.8	66.9	66.8	66.4	66.4	66.2	66.2	66.5	67.6	70.0	70.9	69.03
67.2	67.1	66.8	66.6	66.2	65.8	65.9	66.1	66.6	65.8	65.5	67.8	68.71
65.8	65.7	65.6	65.7	65.6	65.7	65.6	65.4	65.3	65.4	66.2	66.6	66.30
—	—	—	—	—	—	—	—	—	—	—	—	—
65.1	65.0	65.0	65.2	64.7	65.1	64.7	64.6	65.1	67.8	68.8	70.4	66.91
66.7	66.2	65.9	65.6	65.8	66.0	65.7	65.5	64.7	66.9	67.4	68.2	68.13
65.9	65.7	65.6	65.4	65.2	65.2	65.1	65.0	65.6	66.9	68.6	70.4	67.44
66.5	66.3	66.0	65.7	65.4	65.5	65.2	65.3	65.6	66.5	68.7	70.0	67.93
66.1	66.5	66.5	66.3	65.7	65.5	65.3	65.7	65.7	66.9	67.5	67.6	68.03
65.5	65.8	65.5	64.6	64.8	64.5	65.0	65.1	65.3	66.0	67.5	70.5	67.55
—	—	—	—	—	—	—	—	—	—	—	—	—
66.5	66.2	65.7	65.8	65.5	65.3	65.0	64.5	64.8	66.0	67.4	68.5	66.58
66.8	67.0	66.7	66.7	66.5	66.4	66.3	65.8	65.6	66.8	67.8	68.8	68.56
67.1	66.8	66.7	66.5	66.3	66.4	66.0	65.4	66.0	66.5	67.5	68.8	68.06
65.6	65.4	65.2	64.9	64.7	64.2	64.2	64.3	64.8	64.5	65.7	67.5	66.47
65.6	65.4	65.1	65.5	65.0	65.3	65.3	65.4	65.5	66.3	66.8	67.4	66.82
65.6	65.5	65.7	65.2	65.2	65.6	65.7	65.7	66.0	66.6	67.6	68.5	67.30
—	—	—	—	—	—	—	—	—	—	—	—	—
65.7	65.4	65.4	65.4	65.3	65.2	65.0	65.3	65.2	65.9	66.2	68.5	67.54
66.1	66.0	65.8	64.6	64.8	65.3	65.4	66.5	65.7	66.8	66.8	69.1	67.85
66.7	66.4	66.2	66.1	66.1	65.7	66.0	65.8	65.9	66.3	67.6	68.6	68.01
66.1	65.6	65.5	65.5	65.1	65.2	65.5	65.5	65.2	65.0	66.0	67.3	67.28
66.0	66.0	65.5	65.2	65.0	65.0	64.9	64.5	64.7	65.3	65.8	66.8	66.33
65.91	65.74	65.57	65.35	65.19	65.12	65.18	65.06	65.34	66.22	67.26	68.64	67.39

STANDARD THERMOMETER.														
Hours of Mean Göttingen Time.	0	1	2	3	4	5	6	7	8	9	10	11		
Hours of Mean St. Helena Time.	23	0	1	2	3	4	5	6	7	8	9	10		
MARCH.	1	68°1	69°4	70°4	71°2	70°6	70°2	69°1	67°9	66°9	66°0	66°2	66°0	
	2	68°9	70°6	72°0	72°1	71°5	71°0	70°1	68°6	67°8	67°6	67°4	67°0	
	3	—	—	—	—	—	—	—	—	—	—	—	—	
	4	71°1	72°0	73°4	73°6	73°6	73°0	70°5	69°0	68°0	67°7	67°6	67°5	67°5
	5	68°2	69°0	69°1	69°6	69°9	70°4	70°4	69°0	68°2	67°7	67°5	67°4	67°4
	6	69°3	70°3	70°2	71°4	71°8	70°9	71°0	69°4	68°2	67°8	67°6	67°3	67°3
	7	70°2	70°6	71°7	72°4	73°0	72°4	71°6	69°9	68°3	68°0	67°3	67°1	67°1
	8	71°0	71°8	72°2	72°6	72°8	71°8	71°1	69°6	68°2	67°6	67°0	66°7	66°7
	9	70°6	71°2	71°1	71°7	72°0	72°5	71°9	70°5	68°3	67°2	66°2	65°4	65°4
	10	—	—	—	—	—	—	—	—	—	—	—	—	—
	11	70°9	72°2	72°8	73°4	72°7	73°1	72°6	71°0	69°2	68°3	67°3	67°0	67°0
	12	71°3	71°7	73°9	74°8	73°7	72°5	71°2	70°2	68°4	67°6	66°1	66°9	66°9
	13	70°7	72°1	72°5	72°9	73°5	73°8	72°3	70°2	68°3	67°8	67°7	67°5	67°5
	14	70°6	71°8	72°6	72°6	72°6	71°7	70°7	69°4	68°3	68°5	68°0	67°6	67°6
	15	71°4	71°2	72°1	73°0	72°8	73°2	71°3	69°5	68°5	68°0	67°5	67°5	67°5
	16	70°7	73°6	73°7	72°6	72°4	71°2	69°5	68°5	67°8	67°3	67°0	67°1	67°1
	17	—	—	—	—	—	—	—	—	—	—	—	—	—
	18	71°7	71°3	71°0	70°7	71°5	71°0	70°5	69°5	67°9	66°8	66°2	66°3	66°3
	19	69°6	71°5	71°4	72°3	71°7	70°2	69°5	68°4	67°4	67°0	66°0	65°5	65°5
	20	69°8	71°5	72°6	73°1	72°1	71°0	71°0	69°3	68°2	67°4	66°7	66°5	66°5
	21	70°6	70°4	70°2	70°2	72°0	72°0	70°5	68°6	67°1	67°0	67°1	66°5	66°5
	22	69°6	70°7	71°2	72°5	72°8	72°3	71°3	69°6	67°8	67°1	66°7	66°5	66°5
	23	71°7	71°7	72°1	73°3	72°5	72°1	71°2	69°7	68°0	67°3	66°7	66°3	66°3
	24	—	—	—	—	—	—	—	—	—	—	—	—	—
	25	71°4	71°9	73°3	72°5	72°4	71°4	70°0	69°0	68°5	68°2	68°0	68°0	68°0
	26	69°0	69°5	70°2	71°0	70°1	69°6	68°6	68°4	68°0	67°9	67°9	67°5	67°5
	27	68°8	69°6	69°9	69°7	69°2	68°6	68°1	67°4	67°3	67°5	67°3	67°4	67°4
	28	71°1	70°9	70°3	70°7	71°8	71°2	70°3	68°2	66°7	66°5	66°1	66°1	66°1
	29	71°2	70°9	71°3	71°7	71°5	71°2	69°8	68°5	67°2	66°7	66°5	66°1	66°1
	30	70°2	70°0	70°7	71°8	71°5	71°0	71°2	69°5	68°6	67°7	67°3	66°6	66°6
	31	—	—	—	—	—	—	—	—	—	—	—	—	—
Hourly Means	70°29	71°05	71°61	72°05	72°00	71°51	70°59	69°18	67°97	67°47	67°03	66°82	66°82	
APRIL.	1	70°2	70°4	70°4	71°8	72°2	71°8	70°6	68°9	68°0	67°4	66°6	66°4	
	2	71°6	72°0	71°7	71°2	70°9	70°4	69°5	68°2	67°5	67°4	67°2	67°0	
	3	70°6	71°6	71°7	72°0	71°4	70°5	69°7	68°6	68°1	68°4	67°5	67°6	
	4	66°4	68°9	69°4	69°7	69°3	69°0	68°0	66°8	66°5	66°3	66°1	66°1	
	5	68°6	69°8	70°5	70°6	70°6	70°5	69°1	68°0	66°7	66°4	66°2	66°0	
	6	67°5	67°7	67°5	68°0	68°0	67°0	66°9	66°2	66°0	65°3	65°4	65°3	
	7	—	—	—	—	—	—	—	—	—	—	—	—	
	8	69°6	70°2	71°5	70°9	69°4	69°5	68°6	67°3	67°0	66°7	66°5	66°0	
	9	69°0	69°6	70°6	70°3	70°1	69°7	68°7	67°7	67°2	66°9	66°6	66°6	
	10	68°5	69°8	70°0	79°4	69°4	68°9	68°6	68°0	67°6	67°5	67°4	67°1	
	11	69°4	70°2	71°2	71°0	70°4	69°6	68°5	68°0	67°6	67°2	66°9	66°8	
	12	67°5	68°7	67°9	69°1	69°9	69°1	69°2	67°4	66°5	66°3	65°6	65°6	
	13	69°7	71°1	71°7	71°7	72°0	72°4	70°5	69°3	67°4	66°5	66°2	65°9	
	14	—	—	—	—	—	—	—	—	—	—	—	—	
	15	69°7	71°3	73°3	74°8	74°5	71°7	70°1	68°6	67°9	67°5	66°4	65°5	
	16	67°5	69°7	70°2	70°6	70°2	68°8	68°7	67°5	66°2	65°2	64°9	64°6	
	17	68°5	68°9	70°5	71°3	70°9	70°5	69°8	68°4	67°4	66°2	65°7	65°6	
	18	68°8	71°5	72°1	71°0	70°2	70°0	69°9	68°2	66°8	66°0	65°7	65°5	
	19	69°0	70°1	70°2	69°6	69°3	69°2	68°8	67°7	66°9	66°5	66°0	65°9	
	20	68°6	70°0	70°3	70°8	70°2	70°1	69°2	68°0	67°0	66°5	65°7	65°9	
	21	—	—	—	—	—	—	—	—	—	—	—	—	
	22	70°3	71°3	71°7	72°1	71°5	71°2	70°1	68°3	67°5	67°1	66°9	66°5	
	23	69°4	69°7	70°1	71°0	70°6	69°6	69°0	67°4	67°1	66°6	66°6	66°5	
	24	70°4	69°7	71°6	71°6	70°9	70°0	68°9	67°8	67°3	67°2	66°8	66°4	
	25	67°8	68°7	68°6	69°7	68°7	68°1	67°5	66°9	66°6	66°4	66°1	66°0	
	26	69°3	69°6	69°9	71°2	70°4	70°0	69°2	67°5	66°3	65°6	65°0	64°5	
	27	69°1	68°8	70°0	70°1	69°5	69°5	69°0	67°0	66°2	65°7	65°4	65°1	
	28	—	—	—	—	—	—	—	—	—	—	—	—	
	29	69°5	69°6	70°6	71°1	71°4	70°3	68°7	67°3	66°8	66°7	66°3	66°5	
	30	70°7	72°4	72°1	71°7	70°7	68°3	66°7	66°3	66°5	66°3	65°8	65°5	
	Hourly Means	69°12	70°05	70°59	70°86	70°48	69°83	68°98	67°74	67°02	66°61	66°21	65°99	

STANDARD THERMOMETER.

12	13	14	15	16	17	18	19	20	21	22	23	Daily and Monthly Means.
11	12	13	14	15	16	17	18	19	20	21	22	
66°5	66°0	65°9	65°5	65°4	65°1	65°2	65°3	65°3	65°9	67°0	67°4	67°19
—	—	—	—	—	—	—	—	—	—	—	—	68°10
66°8	66°6	66°3	66°3	66°0	65°9	65°7	65°7	66°0	66°5	67°9	70°2	68°80
67°0	67°2	67°4	67°0	66°9	66°9	66°6	66°7	66°9	67°1	67°1	67°4	68°02
67°1	67°1	67°0	67°0	66°9	67°0	66°7	66°6	66°7	67°5	68°0	68°4	68°27
67°2	67°0	66°8	66°5	66°3	66°2	66°2	66°2	66°2	66°7	68°6	69°4	68°42
67°2	66°2	66°1	66°1	66°1	65°9	65°8	65°7	65°2	66°9	68°7	69°7	68°17
65°8	65°4	65°8	65°6	65°7	65°8	65°5	65°7	65°9	66°2	67°0	69°4	67°89
—	—	—	—	—	—	—	—	—	—	—	—	68°92
65°7	65°6	65°5	65°4	65°0	64°8	64°2	64°1	65°2	66°7	68°4	70°2	68°51
67°0	67°0	66°7	66°6	66°5	65°9	65°7	65°6	65°9	66°9	69°2	70°6	68°91
66°4	66°0	65°7	65°7	65°3	65°2	65°3	65°3	65°5	66°8	68°7	70°0	68°72
67°2	66°9	66°6	66°5	66°3	65°8	66°0	66°1	66°2	67°1	69°3	70°5	68°87
67°1	67°5	66°7	66°5	66°3	66°2	66°3	66°7	66°2	67°1	68°5	69°9	68°15
67°0	66°8	66°6	66°7	67°1	66°9	66°6	66°7	66°6	67°4	68°4	70°0	67°81
—	—	—	—	—	—	—	—	—	—	—	—	67°00
65°8	65°7	65°5	66°0	65°5	65°0	65°3	65°3	65°7	66°4	68°7	69°4	67°85
66°1	65°8	65°5	65°3	65°7	65°7	65°5	65°4	65°6	66°4	67°2	68°8	67°61
64°8	64°0	64°0	63°6	63°5	63°4	63°7	64°0	64°6	65°6	67°5	68°9	67°84
66°4	66°2	66°0	65°7	65°2	64°4	64°1	64°0	64°2	65°7	68°0	69°3	68°66
66°2	65°5	65°0	65°2	65°2	65°0	64°9	64°3	65°3	66°3	68°5	69°1	69°06
66°2	65°2	65°4	65°5	65°2	64°4	64°3	64°3	65°2	66°4	68°2	69°8	68°15
—	—	—	—	—	—	—	—	—	—	—	—	67°52
66°9	66°5	66°6	66°4	66°2	66°3	66°5	66°5	66°8	67°5	69°1	70°0	67°62
68°1	67°9	68°0	67°6	67°4	67°4	67°5	66°8	67°5	67°4	68°3	69°0	67°76
67°6	67°6	67°2	67°0	67°0	67°0	66°8	66°8	67°0	67°0	68°3	68°5	67°92
67°5	67°1	66°6	66°0	66°0	66°0	66°7	66°7	66°2	67°0	67°6	69°5	67°60
66°0	65°7	65°7	65°5	65°3	65°2	65°0	65°2	64°9	66°3	68°0	69°7	67°85
66°0	65°5	66°0	65°5	65°9	65°8	65°5	65°5	65°5	66°5	67°5	68°5	67°76
—	—	—	—	—	—	—	—	—	—	—	—	67°19
64°7	64°3	64°0	63°8	63°8	64°5	64°7	65°2	65°4	66°5	68°0	69°5	68°13
66°55	66°24	66°10	65°94	65°83	65°68	65°60	65°63	65°83	66°68	68°14	69°35	68°13
66°2	66°2	65°9	65°5	65°8	65°5	65°3	65°6	65°4	66°7	69°0	70°1	67°99
66°9	66°6	66°6	66°3	66°3	66°3	66°0	65°5	65°9	66°8	68°2	69°6	68°15
67°4	67°2	68°3	67°5	66°9	66°7	66°7	66°5	66°6	66°4	65°2	66°1	68°30
66°2	66°0	65°9	65°9	65°2	65°0	64°8	64°5	65°0	64°3	66°2	67°6	66°63
65°8	65°6	65°4	65°0	64°5	64°0	64°0	63°5	64°2	64°6	66°0	66°0	66°73
—	—	—	—	—	—	—	—	—	—	—	—	66°27
66°0	65°2	65°2	65°2	65°0	65°1	—	65°1	65°2	66°6	67°2	67°6	67°28
66°2	65°9	65°6	65°6	65°2	65°3	65°2	64°7	64°7	66°6	68°0	68°5	67°71
—	66°0	66°1	66°3	66°1	66°0	66°2	66°1	66°3	67°3	68°6	68°3	67°73
66°8	67°0	66°8	66°5	66°5	66°4	66°4	66°3	66°5	66°9	68°0	69°3	67°59
66°2	66°2	66°4	66°4	66°1	65°7	66°0	65°8	65°8	66°1	67°0	67°6	66°67
65°4	65°4	65°5	65°5	65°2	64°9	64°7	64°7	65°2	66°0	67°0	67°7	67°45
—	—	—	—	—	—	—	—	—	—	—	—	67°46
65°1	65°7	65°5	65°2	64°5	64°1	64°3	64°3	64°8	65°7	66°5	68°6	67°15
65°3	65°0	64°6	64°5	64°4	64°4	64°1	64°2	64°7	65°0	65°4	66°1	66°72
64°3	64°4	64°0	63°7	64°0	64°0	63°5	63°4	63°4	64°5	66°6	67°6	66°85
65°4	65°3	64°9	64°9	64°7	63°8	63°2	63°1	63°5	64°9	66°9	66°9	66°72
64°8	64°8	65°0	64°8	64°5	64°0	63°7	63°6	63°9	65°2	66°6	67°8	66°72
65°4	64°6	64°8	64°5	64°5	64°4	64°3	64°1	64°4	65°6	67°1	68°3	67°23
—	—	—	—	—	—	—	—	—	—	—	—	67°92
66°0	65°8	65°4	65°1	65°0	65°1	65°0	64°9	65°0	66°3	68°5	69°1	67°44
66°5	66°2	66°2	66°0	65°9	65°7	65°8	65°7	66°1	66°5	66°9	68°0	67°62
66°3	66°0	66°1	66°0	66°0	66°1	65°6	65°7	65°8	66°3	67°4	67°7	66°40
66°2	66°0	66°5	66°2	65°8	65°8	65°7	65°7	66°0	66°3	67°1	67°1	66°44
65°6	65°5	65°4	65°1	64°7	64°5	64°1	63°9	63°8	64°9	66°6	68°4	66°87
64°5	64°1	64°0	64°1	64°4	64°4	64°1	63°6	63°4	65°0	66°5	67°9	67°07
—	—	—	—	—	—	—	—	—	—	—	—	66°87
65°6	65°4	65°5	65°2	65°4	65°0	65°2	65°2	65°4	66°2	67°2	68°1	67°60
66°1	66°0	66°2	65°7	65°6	65°5	65°5	65°2	65°5	67°3	69°0	70°1	67°07
65°4	65°3	65°3	65°2	65°1	65°0	65°0	65°2	65°4	65°6	66°6	67°6	67°19
65°82	65°67	65°66	65°46	65°28	65°10	64°98	64°85	65°07	65°91	67°13	67°99	67°19

STANDARD THERMOMETER.													
Hours of Mean Göttingen Time.	0	1	2	3	4	5	6	7	8	9	10	11	
Hours of Mean St. Helena Time.	23	0	1	2	3	4	5	6	7	8	9	10	
MAY.	1	69°0	70°0	—	68°5	69°3	68°6	67°2	66°2	65°7	65°0	65°6	65°5
	2	67°4	68°5	68°1	67°4	68°0	67°9	66°7	65°4	65°2	65°0	64°4	64°3
	3	68°6	69°4	69°4	68°8	67°4	68°5	67°4	65°4	65°0	64°5	65°0	64°3
	4	69°3	70°3	70°2	70°1	69°4	67°6	66°9	66°3	65°9	65°7	65°6	65°5
	5	—	—	—	—	—	—	—	—	—	—	—	—
	6	67°2	67°6	68°2	68°1	67°6	67°6	66°6	65°8	65°6	65°7	65°6	65°2
	7	67°3	68°4	67°6	67°9	68°6	68°0	67°5	65°6	65°5	65°3	65°1	65°1
	8	67°6	67°2	68°8	68°0	67°3	68°0	67°4	65°9	65°1	65°2	65°1	65°0
	9	67°2	68°1	68°0	67°6	67°3	66°7	65°0	64°0	63°3	63°6	63°3	62°7
	10	62°3	63°0	63°1	65°1	65°6	64°7	63°7	63°0	62°5	62°6	62°4	62°1
	11	66°0	66°7	67°5	67°7	67°1	67°0	65°7	64°3	63°3	63°7	63°5	63°3
	12	—	—	—	—	—	—	—	—	—	—	—	—
	13	65°8	64°8	65°4	65°3	66°3	65°3	64°9	63°6	62°6	62°8	62°8	62°5
	14	65°0	66°3	65°7	66°4	66°0	65°4	64°6	63°5	62°5	61°9	61°4	60°8
	15	65°9	66°1	67°3	68°0	67°2	66°7	66°2	64°1	62°7	62°4	62°0	61°4
	16	65°8	67°2	68°7	68°9	69°3	68°5	67°2	64°7	63°7	63°0	62°6	62°4
	17	67°5	66°6	67°2	66°0	65°4	65°0	64°5	64°1	63°8	62°6	62°5	62°6
	18	64°0	65°0	65°5	66°4	65°8	65°4	64°4	62°3	61°9	61°9	61°9	61°5
	19	—	—	—	—	—	—	—	—	—	—	—	—
	20	66°5	67°2	68°3	66°1	66°2	65°0	64°1	63°0	63°0	63°1	63°2	63°0
	21	64°0	64°6	63°1	64°4	64°9	64°3	63°9	63°4	61°6	62°9	61°9	62°4
	22	63°4	63°5	65°5	64°8	63°0	62°6	62°2	61°8	61°4	61°4	60°8	60°6
	23	63°5	65°4	64°1	63°8	64°9	64°3	63°4	61°5	62°3	62°4	61°9	62°0
	24	64°7	66°3	67°5	67°5	67°4	66°5	66°0	64°4	63°6	63°1	62°9	62°9
	25	65°7	66°4	66°5	66°6	66°5	65°7	64°5	63°7	63°6	63°3	62°6	63°2
	26	—	—	—	—	—	—	—	—	—	—	—	—
	27	64°5	65°3	64°7	65°7	65°9	64°2	63°4	62°3	61°8	61°9	62°0	62°1
	28	64°7	64°6	64°8	64°7	64°7	65°1	64°7	64°0	62°8	63°2	62°7	62°5
	29	65°1	65°3	65°6	66°5	66°9	66°9	65°6	64°8	64°0	63°3	63°1	62°9
	30	65°7	66°3	66°5	66°5	66°4	65°7	64°4	63°5	62°7	62°3	62°2	62°1
	31	65°4	66°1	66°2	66°5	66°1	66°0	64°5	63°5	62°7	62°1	62°3	62°1
Hourly Means	65°89	66°53	66°67	66°79	66°69	66°19	65°28	64°08	63°47	63°33	63°13	62°96	
JUNE.	1	64°5	65°4	65°6	66°4	65°0	64°6	63°5	62°4	61°6	61°1	60°9	60°1
	2	—	—	—	—	—	—	—	—	—	—	—	—
	3	64°0	65°5	65°2	65°7	65°6	64°9	63°7	62°5	62°3	62°0	61°5	61°5
	4	64°4	65°6	65°8	66°0	64°2	63°0	62°5	62°4	61°5	61°6	61°7	61°7
	5	63°5	63°7	64°9	64°9	65°0	64°4	63°6	62°6	61°8	61°5	61°4	61°2
	6	64°3	63°4	63°6	64°7	64°0	63°5	63°0	61°9	61°3	61°7	61°1	61°2
	7	63°6	65°1	65°1	65°5	65°1	64°7	62°5	62°1	61°7	61°7	61°9	62°0
	8	62°7	63°8	63°9	63°5	63°7	63°2	62°4	60°8	60°6	61°0	61°2	61°0
	9	—	—	—	—	—	—	—	—	—	—	—	—
	10	62°2	63°4	62°7	62°8	62°4	61°7	61°4	60°6	58°6	59°8	60°0	60°0
	11	62°0	62°6	62°0	60°6	61°0	61°1	60°7	59°8	59°1	59°5	60°1	60°1
	12	61°5	60°1	60°7	60°9	62°2	62°7	61°4	60°9	60°5	59°9	59°8	59°9
	13	61°4	60°6	62°9	63°3	62°1	60°6	60°1	59°4	59°4	59°6	60°0	59°5
	14	61°3	62°1	63°1	61°8	62°8	62°1	61°5	60°9	61°0	61°0	61°0	60°9
	15	62°8	63°0	64°0	63°3	62°6	62°2	61°8	61°5	61°4	61°3	61°0	60°8
	16	—	—	—	—	—	—	—	—	—	—	—	—
	17	63°0	63°0	64°2	63°7	64°0	63°6	62°7	62°2	61°8	61°7	61°4	61°2
	18	62°6	63°6	65°1	63°3	63°6	64°2	62°6	61°0	61°2	60°9	60°6	60°5
	19	63°7	63°6	65°0	63°9	62°9	63°0	62°1	61°5	61°0	60°5	59°7	59°4
	20	62°9	63°6	64°2	64°4	63°5	63°5	63°5	62°1	61°1	61°0	60°6	60°9
	21	61°9	62°0	63°0	62°8	62°0	62°1	61°7	61°3	61°2	61°2	61°0	60°7
	22	62°8	63°3	63°1	63°1	63°1	62°6	62°0	61°5	61°0	60°8	60°6	60°2
	23	—	—	—	—	—	—	—	—	—	—	—	—
	24	64°2	65°4	65°6	65°9	66°0	65°2	63°8	62°4	61°2	60°6	60°2	59°9
	25	62°1	63°2	64°8	64°2	64°3	63°3	61°8	60°8	60°3	60°5	60°3	60°3
	26	62°5	63°0	62°9	63°2	63°4	63°1	62°0	61°2	60°7	60°5	60°0	60°0
	27	62°6	61°5	61°5	62°0	61°5	61°4	61°1	60°9	60°6	60°4	60°4	60°1
	28	61°5	63°6	64°0	64°4	63°4	62°4	61°5	61°1	60°7	60°3	60°4	60°2
	29	58°8	60°1	60°5	60°6	60°1	60°1	59°4	58°8	58°4	58°5	59°0	59°1
	30	—	—	—	—	—	—	—	—	—	—	—	—
	Hourly Means	62°67	63°21	63°74	63°64	63°34	62°93	62°09	61°30	60°80	60°74	60°63	60°49

STANDARD THERMOMETER.

12	13	14	15	16	17	18	19	20	21	22	23	Daily and Monthly Means.
11	12	13	14	15	16	17	18	19	20	21	22	
65.1	64.5	64.1	64.0	63.5	63.5	63.6	63.5	63.8	64.5	66.0	66.6	65.79
64.5	64.3	64.3	64.3	64.2	64.1	64.1	63.8	64.1	65.5	67.2	68.0	65.69
64.6	64.0	64.0	64.1	64.2	64.0	63.3	63.5	63.1	64.5	67.0	67.8	65.74
—	—	—	—	—	—	—	—	—	—	—	—	66.06
64.5	64.2	64.0	63.8	63.7	64.2	64.5	63.9	63.8	64.6	65.4	66.1	65.72
65.3	65.0	64.8	64.6	64.2	64.6	64.9	64.3	63.8	63.9	65.3	65.8	65.76
65.1	64.8	64.5	64.3	64.2	64.0	63.9	64.0	64.1	65.0	66.1	66.4	65.43
65.0	64.8	64.5	64.2	63.5	63.0	63.4	63.0	63.4	64.1	65.0	65.9	63.86
62.5	62.3	61.6	62.0	62.0	62.0	61.5	61.7	60.9	62.1	63.6	63.6	62.64
62.5	61.9	62.1	61.5	61.1	61.3	60.9	60.9	60.7	62.0	64.1	64.3	64.28
63.2	62.5	62.9	63.1	63.0	63.1	62.9	62.7	61.8	62.4	64.0	65.4	63.29
62.4	62.4	62.4	61.3	61.4	61.5	61.2	61.5	62.0	62.8	63.7	64.4	62.30
60.1	60.0	59.9	59.8	59.6	59.6	59.5	60.0	60.0	60.9	62.4	63.9	62.88
60.9	60.5	60.5	60.6	60.0	60.0	59.3	59.4	59.3	61.2	63.0	64.5	64.45
62.4	62.1	62.0	61.8	62.0	61.8	62.0	62.3	62.9	63.8	65.3	66.4	63.42
62.6	62.7	62.3	62.0	61.6	61.6	61.5	60.7	60.6	61.9	63.0	63.7	63.16
—	—	—	—	—	—	—	—	—	—	—	—	63.66
62.1	62.3	62.2	61.8	62.2	61.9	62.0	61.7	62.0	62.5	63.9	65.3	62.64
62.9	62.7	63.0	62.6	62.5	61.7	61.9	61.9	61.7	62.3	62.4	63.6	61.72
62.8	62.4	61.8	62.0	62.0	61.9	61.2	60.5	61.0	61.2	62.0	63.1	62.74
60.4	60.0	60.1	60.2	60.3	60.2	61.2	60.4	60.6	61.7	63.1	63.8	63.97
62.0	61.1	61.4	61.2	62.0	61.6	62.2	62.2	62.4	62.7	63.7	64.1	63.27
62.6	62.8	62.7	62.4	62.3	62.0	62.2	62.2	62.5	63.1	63.6	63.3	62.97
—	—	—	—	—	—	—	—	—	—	—	—	62.81
61.6	61.7	61.5	61.6	61.5	61.3	61.0	60.8	60.7	61.7	63.6	64.5	63.46
62.1	61.8	61.6	61.6	61.9	62.0	61.7	61.6	61.6	62.7	64.5	64.1	63.13
62.1	61.7	61.8	61.8	61.4	61.2	60.7	60.3	60.3	61.2	62.4	64.1	62.67
62.6	62.5	62.2	61.9	61.3	61.2	60.7	60.5	60.5	61.7	63.5	64.5	63.83
62.0	61.7	61.5	61.5	61.3	61.1	61.1	60.9	61.0	61.9	62.9	63.9	62.83
61.8	61.4	61.0	60.9	60.4	60.4	59.8	59.4	59.4	60.6	62.1	63.3	62.83
62.80	62.52	62.39	62.26	62.12	62.03	61.93	61.76	61.78	62.69	64.03	64.76	63.83
—	—	—	—	—	—	—	—	—	—	—	—	62.35
61.0	61.4	61.2	61.1	60.9	60.7	60.5	60.2	60.7	61.2	62.8	63.6	62.56
61.2	61.0	61.0	61.3	61.3	61.4	61.4	59.8	60.9	61.3	63.2	63.2	62.48
61.8	61.4	61.5	61.3	61.3	61.2	60.8	60.7	60.8	61.8	63.0	63.5	62.42
61.3	60.9	61.1	61.3	61.2	61.3	61.3	61.3	61.3	61.7	63.1	63.9	61.61
61.2	60.1	59.8	60.0	59.9	60.1	60.0	59.9	60.2	60.5	61.7	61.6	62.28
62.0	61.5	62.1	60.3	60.7	60.9	60.8	61.2	60.0	61.2	61.3	61.7	60.99
—	—	—	—	—	—	—	—	—	—	—	—	60.85
60.3	61.1	59.5	58.7	58.9	58.6	58.8	59.1	59.0	59.1	61.0	62.0	60.06
60.1	60.1	60.2	60.2	59.8	60.3	59.7	60.0	60.2	60.5	61.6	62.0	60.24
59.9	59.5	59.3	59.2	58.9	59.2	59.2	59.5	58.7	59.6	59.4	60.1	59.97
60.4	59.8	59.6	59.9	58.5	59.4	59.5	59.4	58.6	59.7	60.4	60.9	60.88
59.5	58.6	59.5	58.8	57.4	59.0	59.2	59.1	59.3	59.3	59.9	60.9	61.82
60.9	60.7	60.8	59.8	60.2	59.1	59.3	59.7	59.2	60.3	60.0	61.7	61.68
—	—	—	—	—	—	—	—	—	—	—	—	61.21
61.9	61.8	61.5	61.3	61.2	61.0	61.1	60.9	61.0	61.7	62.2	62.5	60.80
61.0	60.5	61.2	60.7	60.2	60.0	60.3	60.6	60.6	60.0	60.7	62.1	61.45
60.5	60.4	60.1	59.4	59.5	59.7	59.7	58.9	58.5	59.7	61.2	62.2	61.32
59.2	59.0	59.2	59.1	59.0	58.8	58.9	59.0	59.4	59.3	60.6	61.5	61.54
60.5	60.1	60.0	60.2	60.0	60.2	60.4	60.0	59.8	60.1	60.9	61.4	61.39
61.2	61.1	61.2	63.6	60.5	60.6	60.6	60.2	60.4	61.0	61.6	61.7	61.00
—	—	—	—	—	—	—	—	—	—	—	—	61.01
61.0	61.5	60.7	60.8	60.3	60.8	60.5	60.6	60.3	61.0	62.2	63.1	60.32
59.4	59.3	59.2	59.2	58.8	58.6	58.5	58.6	59.1	59.6	60.9	61.7	60.68
60.1	60.0	59.9	59.5	59.2	59.3	59.5	59.2	59.5	59.8	60.7	61.4	58.82
60.1	60.0	59.7	59.7	59.7	59.7	59.7	59.6	60.0	59.7	61.2	62.6	61.19
59.8	59.7	59.5	59.1	58.8	58.9	59.0	59.2	59.2	59.8	60.0	60.8	60.68
60.0	59.7	59.9	60.0	59.7	59.4	59.2	59.2	58.8	58.5	59.5	59.3	61.82
—	—	—	—	—	—	—	—	—	—	—	—	61.19
58.0	58.0	57.9	57.9	57.8	57.7	57.5	57.2	57.5	58.3	59.9	60.6	61.19
60.49	60.29	60.22	59.98	59.75	59.84	59.82	59.71	59.72	60.19	61.16	61.82	61.19

STANDARD THERMOMETER.													
Hours of Mean Göttingen Time.	0	1	2	3	4	5	6	7	8	9	10	11	
Hours of Mean St. Helena Time.	23	0	1	2	3	4	5	6	7	8	9	10	
JULY.	1	61°0	62°6	62°5	61°6	61°6	61°1	59°7	58°5	58°3	57°8	57°3	57°6
	2	60°4	61°2	61°3	61°4	61°5	60°7	59°7	59°0	58°6	58°6	58°6	58°3
	3	59°3	60°2	59°2	58°6	59°3	59°0	58°3	57°8	57°7	57°9	57°5	57°3
	4	59°0	59°2	59°4	58°7	58°0	58°4	58°4	57°5	58°0	58°5	58°0	57°4
	5	60°7	61°4	61°9	61°0	60°2	60°5	59°2	58°5	58°3	58°5	58°1	58°4
	6	61°8	62°5	63°2	63°5	62°2	61°4	60°1	59°5	59°2	58°4	57°8	58°0
	7	—	—	—	—	—	—	—	—	—	—	—	—
	8	61°4	62°0	63°3	64°0	63°8	62°8	61°5	60°4	60°4	60°3	60°0	59°8
	9	61°1	62°5	62°5	62°2	61°9	61°5	60°6	60°0	59°3	59°0	58°8	58°8
	10	61°0	61°6	61°7	61°7	62°1	62°0	61°5	59°6	58°5	58°0	58°6	58°7
	11	60°5	61°3	61°7	60°9	61°7	61°1	60°7	60°3	60°0	59°7	58°4	58°0
	12	60°6	61°3	61°3	61°5	62°2	61°1	60°6	60°0	59°9	59°5	59°5	59°3
	13	61°2	62°2	61°4	61°5	60°8	60°0	58°2	58°6	58°9	58°8	59°0	58°9
	14	—	—	—	—	—	—	—	—	—	—	—	—
	15	60°2	60°2	61°7	61°6	60°7	60°7	59°9	58°9	59°0	58°5	58°3	58°4
	16	60°2	60°7	61°0	60°0	60°4	59°4	57°9	57°2	57°5	57°0	56°9	56°8
	17	58°1	58°4	57°8	58°4	59°0	59°2	58°2	57°5	57°3	57°1	57°1	56°6
	18	57°8	59°5	58°4	59°5	59°5	58°0	57°7	56°7	56°3	55°9	56°5	55°7
	19	58°0	58°0	58°5	59°4	59°3	58°6	57°0	56°1	56°2	56°4	57°0	56°0
	20	59°2	59°6	60°0	60°8	60°8	59°8	59°3	58°6	58°3	58°4	58°2	58°3
	21	—	—	—	—	—	—	—	—	—	—	—	—
	22	60°6	61°7	61°8	60°9	61°6	61°1	59°8	58°7	58°8	58°4	57°7	57°6
	23	59°0	60°6	60°8	61°0	60°8	59°7	57°8	57°9	57°0	56°7	56°5	56°4
	24	59°4	60°2	59°3	58°8	58°6	58°2	58°7	57°5	57°0	56°5	56°5	56°0
	25	59°6	60°6	61°5	62°2	62°0	61°3	60°2	58°3	57°8	57°8	57°7	57°5
	26	60°2	60°6	60°6	60°7	60°6	60°3	59°4	59°0	58°7	38°5	57°8	57°9
	27	60°6	61°5	62°0	61°5	60°8	59°9	59°2	58°7	58°4	58°6	58°6	58°2
	28	—	—	—	—	—	—	—	—	—	—	—	—
	29	58°0	59°5	61°2	61°5	61°1	60°6	59°2	58°4	58°0	58°0	57°6	57°5
	30	61°7	62°7	61°5	60°9	60°5	59°5	59°0	58°4	58°5	58°5	58°5	58°4
	31	58°4	58°7	59°3	58°2	57°9	58°4	58°2	58°0	58°0	58°0	57°5	57°5
Hourly Means	59°96	60°76	60°92	60°81	60°70	60°16	59°26	58°50	58°29	58°12	57°93	57°75	
AUGUST.	1	60°5	61°5	61°0	60°2	59°7	59°5	58°5	58°0	57°4	57°0	56°8	55°6
	2	57°7	57°3	58°1	58°5	57°5	57°0	56°2	56°3	56°6	56°9	56°6	56°8
	3	58°5	59°1	59°2	59°1	58°2	57°8	57°7	57°7	57°7	57°5	57°6	57°5
	4	—	—	—	—	—	—	—	—	—	—	—	—
	5	59°1	60°5	59°0	59°6	59°0	57°5	57°4	56°7	56°4	56°8	56°7	56°3
	6	59°7	60°3	61°1	61°7	60°3	60°4	59°7	58°8	58°2	58°0	58°0	57°8
	7	59°2	60°6	60°6	60°4	58°9	58°5	57°6	56°4	56°3	56°3	56°3	55°9
	8	60°2	61°0	60°6	59°8	59°6	59°0	58°4	58°1	58°0	57°9	58°0	57°5
	9	58°6	59°3	59°0	59°3	58°6	58°5	58°7	58°4	58°0	58°0	58°0	57°9
	10	59°1	60°0	61°1	61°5	60°7	60°8	60°1	59°3	59°1	59°0	58°6	58°6
	11	—	—	—	—	—	—	—	—	—	—	—	—
	12	60°4	61°6	62°9	63°7	63°0	62°6	62°0	61°3	60°7	60°5	60°0	60°0
	13	60°9	61°0	61°7	61°8	62°0	61°3	59°9	58°7	58°4	58°1	58°0	58°1
	14	58°5	60°5	61°1	61°9	60°6	59°7	58°1	58°4	57°2	57°7	57°1	57°0
	15	61°0	61°4	60°7	61°4	59°8	58°2	57°2	56°7	56°3	55°8	56°0	55°9
	16	58°0	58°8	59°1	58°3	58°4	57°4	57°0	56°5	55°6	56°0	55°3	55°6
	17	57°7	57°7	58°9	59°0	58°5	58°4	58°0	57°0	56°7	56°7	56°2	56°0
	18	—	—	—	—	—	—	—	—	—	—	—	—
	19	58°5	59°2	60°7	59°9	61°6	60°5	59°0	57°6	57°4	57°0	56°6	56°5
	20	57°8	60°2	61°3	61°5	59°9	60°4	59°2	57°5	57°4	57°5	57°4	57°0
	21	57°5	57°7	58°0	58°0	58°7	58°1	56°5	56°1	55°7	55°4	55°3	55°2
	22	56°7	56°2	55°8	57°4	57°0	56°5	56°1	55°3	55°2	54°6	54°7	54°5
	23	56°0	56°9	57°0	56°6	56°8	56°1	55°9	54°5	54°7	54°8	54°7	54°7
	24	58°7	59°7	59°4	59°0	58°5	58°6	57°4	56°5	56°3	55°8	55°6	55°4
	25	—	—	—	—	—	—	—	—	—	—	—	—
	26	58°3	59°6	60°2	60°1	60°2	59°0	58°3	57°5	56°5	56°1	56°4	56°3
	27	57°6	58°9	60°0	59°2	59°6	58°8	57°6	56°5	56°6	56°5	56°6	57°0
	28	61°3	61°6	61°9	61°3	60°6	59°8	58°7	56°8	57°3	57°5	56°8	56°6
	29	58°2	58°7	59°0	58°8	59°0	57°8	57°3	56°4	56°1	56°1	56°0	56°0
	30	57°7	58°4	58°4	58°4	58°1	57°5	56°8	56°2	55°8	55°6	55°6	55°4
	31	57°9	57°7	57°9	58°9	58°2	57°6	56°8	56°0	55°8	55°9	55°2	55°3
	32	—	—	—	—	—	—	—	—	—	—	—	—
Hourly Means	58°71	59°46	59°77	59°83	59°37	58°79	58°00	57°23	56°94	56°85	56°67	56°53	

STANDARD THERMOMETER.												
12	13	14	15	16	17	18	19	20	21	22	23	Daily and Monthly Means.
11	12	13	14	15	16	17	18	19	20	21	22	
57.4	57.5	56.8	56.5	56.6	57.0	56.7	56.5	56.4	57.2	58.5	59.5	58.59
58.1	58.0	57.3	58.0	57.5	58.0	57.7	57.8	57.7	57.2	58.3	59.0	58.91
57.7	57.2	57.6	56.6	56.5	56.5	56.6	55.9	56.5	56.8	56.5	58.3	57.70
56.4	56.9	57.0	56.7	56.2	56.7	56.1	56.6	56.6	57.6	58.7	59.3	57.72
57.6	57.5	57.7	57.4	58.2	57.6	57.5	57.4	57.3	59.0	59.6	60.8	58.93
—	—	—	—	—	—	—	—	—	—	—	—	—
59.0	59.0	59.0	58.8	58.5	58.3	58.2	57.8	57.8	58.6	60.0	60.5	59.71
58.8	59.7	59.3	59.0	58.9	58.5	58.6	58.3	58.4	58.9	59.5	60.9	60.35
58.5	58.2	57.9	57.8	57.7	57.5	57.0	56.0	55.7	58.0	59.4	60.6	59.27
58.6	58.8	58.5	57.8	56.5	56.8	56.6	57.0	57.4	58.4	60.2	61.8	59.31
58.5	58.5	58.3	58.7	58.7	58.1	58.2	58.9	59.0	59.0	59.1	59.5	59.53
58.8	59.5	59.2	59.0	58.5	58.4	58.4	58.5	58.7	59.2	60.1	60.4	59.81
—	—	—	—	—	—	—	—	—	—	—	—	—
58.9	58.3	58.6	58.6	58.2	57.6	58.5	58.7	58.7	59.2	60.8	61.8	59.47
58.3	58.0	58.1	57.7	57.5	57.7	57.8	57.3	57.3	57.3	59.9	59.5	58.94
56.8	56.6	56.1	56.5	56.6	56.3	55.7	56.2	56.0	56.7	57.8	57.7	57.67
56.8	56.4	56.1	56.1	55.2	55.7	56.2	55.9	55.3	55.9	56.0	57.1	56.97
56.2	55.9	55.3	55.2	55.5	54.6	54.7	54.6	54.6	55.1	55.3	56.2	56.45
55.9	55.5	55.4	55.7	55.6	56.0	55.8	55.9	56.2	56.9	57.2	57.9	56.85
—	—	—	—	—	—	—	—	—	—	—	—	—
57.1	57.5	57.1	56.6	56.9	56.5	56.7	57.2	56.7	57.8	59.3	59.6	58.35
57.7	56.7	57.1	56.4	56.3	56.1	55.9	55.7	55.7	56.1	56.7	59.1	58.26
56.0	56.0	56.0	56.0	55.4	55.2	55.1	54.9	54.4	55.3	57.2	58.1	57.24
55.3	54.9	54.2	54.1	53.6	53.9	54.4	54.9	55.0	55.8	57.7	59.0	56.65
57.1	56.8	56.9	57.0	57.0	57.0	57.0	56.8	56.8	57.5	58.5	59.5	58.52
57.8	57.6	57.4	57.5	57.4	57.4	57.6	57.8	57.8	58.2	59.0	59.9	58.74
—	—	—	—	—	—	—	—	—	—	—	—	—
57.8	56.3	56.8	55.9	56.0	55.9	56.2	56.0	56.1	57.1	57.5	58.0	58.23
57.5	57.5	57.8	57.0	57.3	57.6	57.1	57.1	56.9	57.6	58.7	59.8	58.44
58.2	58.0	58.0	57.5	57.5	57.5	57.2	57.0	56.5	56.7	57.4	58.1	58.65
56.7	56.7	56.8	56.6	56.4	56.1	56.0	56.2	56.2	56.7	58.7	60.0	57.55
57.54	57.39	57.27	57.06	56.89	56.83	56.79	56.77	56.73	57.40	58.43	59.33	58.40
55.8	56.0	56.8	55.5	55.7	55.3	55.6	55.8	55.7	55.9	56.6	56.8	57.38
56.7	57.0	55.8	55.7	56.7	56.4	56.2	55.2	55.8	56.9	57.0	58.0	56.79
—	—	—	—	—	—	—	—	—	—	—	—	—
57.3	56.7	56.6	56.6	56.6	56.8	56.7	56.7	56.5	56.8	57.8	57.9	57.52
56.3	56.2	55.8	55.7	55.5	55.4	55.3	55.6	55.9	56.2	57.2	58.0	57.00
57.0	57.5	57.1	57.1	57.0	56.2	55.3	55.9	56.2	57.0	56.4	57.5	58.09
56.5	56.5	56.4	56.6	56.8	56.7	56.9	56.7	57.2	57.7	58.8	59.3	57.63
57.6	57.9	57.9	57.8	57.4	57.3	57.5	57.4	57.2	57.2	57.5	57.8	58.27
57.9	58.0	58.0	57.8	58.0	58.0	57.7	57.2	57.5	57.5	57.8	59.0	58.19
—	—	—	—	—	—	—	—	—	—	—	—	—
59.1	59.0	59.1	58.6	58.0	57.8	57.8	57.8	58.6	59.0	59.2	59.6	59.23
59.7	60.1	59.5	59.0	59.1	59.1	58.9	58.5	58.5	58.6	59.5	61.0	60.42
58.1	58.1	58.3	58.2	58.4	58.1	58.3	57.3	57.6	58.2	59.3	59.8	59.15
57.0	57.1	57.1	56.9	56.6	56.6	56.8	56.8	57.1	57.3	59.1	59.6	58.16
55.7	55.3	56.0	55.5	55.2	55.0	55.3	55.1	55.2	55.5	56.6	57.4	57.01
55.6	55.2	55.3	54.9	54.6	54.7	54.5	54.9	54.9	55.3	56.5	57.0	56.22
—	—	—	—	—	—	—	—	—	—	—	—	—
55.8	55.8	55.6	55.9	55.6	55.9	55.1	56.0	55.8	56.4	57.1	57.6	56.81
56.5	56.5	56.7	56.0	56.1	56.3	56.3	56.4	55.8	56.5	57.0	57.6	57.59
56.6	56.7	57.0	56.9	57.0	56.7	56.2	55.8	56.0	56.2	56.5	57.0	57.74
54.7	55.0	54.8	54.4	54.4	54.1	54.0	54.1	53.7	54.6	55.2	55.3	55.69
54.5	54.0	54.5	54.4	53.8	53.3	53.8	53.9	54.1	55.0	55.2	55.4	55.08
54.6	54.4	54.0	54.3	54.0	54.4	54.0	53.5	53.5	54.9	56.5	57.5	55.18
—	—	—	—	—	—	—	—	—	—	—	—	—
56.3	55.7	55.7	55.0	54.7	54.7	54.7	54.8	54.7	55.3	56.1	57.2	56.49
56.2	56.0	55.4	55.3	55.0	55.0	54.5	54.4	54.4	54.6	55.7	56.1	56.71
56.8	57.1	57.1	56.8	56.6	56.5	56.4	56.5	56.6	57.7	58.6	59.5	57.55
56.4	56.1	55.9	55.6	55.8	55.5	55.1	55.0	55.0	55.7	57.0	57.7	57.54
55.7	55.9	55.8	55.5	55.0	55.0	54.9	55.0	55.2	55.8	56.6	57.4	56.55
55.1	55.4	55.2	55.2	55.1	55.0	55.0	54.9	54.7	55.2	55.7	57.4	56.16
—	—	—	—	—	—	—	—	—	—	—	—	—
54.9	55.2	55.5	55.4	56.0	56.4	55.7	55.2	55.6	55.8	55.9	56.6	56.31
56.46	56.46	56.40	56.17	56.10	56.01	55.87	55.79	55.89	56.40	57.13	57.81	57.28

STANDARD THERMOMETER.													
Hours of Mean Göttingen Time.	0	1	2	3	4	5	6	7	8	9	10	11	
Hours of Mean St. Helena Time.	23	0	1	2	3	4	5	6	7	8	9	10	
SEPTEMBER.	2	57.4	59.1	59.5	60.1	59.5	58.1	57.5	56.9	56.5	56.3	56.0	55.7
	3	56.1	57.2	57.9	57.6	57.7	57.5	56.7	56.0	55.7	56.0	55.5	55.7
	4	58.0	58.0	58.0	57.8	57.6	57.2	56.1	55.7	55.6	55.4	55.6	55.6
	5	57.5	58.0	57.6	58.2	58.0	57.6	56.8	56.1	55.8	55.6	55.6	55.4
	6	57.4	57.6	57.8	57.7	57.5	57.0	56.5	56.4	56.0	55.6	55.6	55.6
	7	57.4	58.4	58.5	59.0	58.6	58.4	57.8	57.1	56.9	55.5	56.6	56.7
	8	—	—	—	—	—	—	—	—	—	—	—	—
	9	59.4	60.2	60.6	60.7	60.0	59.8	59.0	58.1	57.6	57.8	57.5	57.4
	10	58.9	59.8	59.9	60.1	59.5	58.7	58.0	57.5	57.3	57.4	57.3	57.4
	11	58.9	59.1	59.7	59.8	58.0	58.5	58.1	56.9	56.0	55.5	55.5	55.7
	12	57.0	58.2	58.5	58.7	57.0	57.0	56.0	55.3	55.0	54.9	54.4	54.3
	13	57.2	58.3	57.2	57.0	57.5	56.8	56.6	55.6	55.2	55.4	55.0	55.0
	14	56.9	57.0	57.7	57.5	57.4	57.1	56.5	55.8	55.8	55.9	55.6	55.2
	15	—	—	—	—	—	—	—	—	—	—	—	—
	16	57.6	59.5	60.1	59.5	59.6	59.9	58.5	57.5	57.0	56.9	56.4	56.2
	17	58.3	59.0	59.2	58.5	58.2	57.3	56.9	56.1	56.1	56.0	56.1	56.3
	18	59.7	60.2	60.9	61.0	61.0	60.5	59.2	58.0	57.9	57.7	57.5	57.3
	19	60.0	61.4	61.7	61.3	60.8	59.8	58.6	57.6	57.8	57.3	57.0	56.9
	20	60.2	60.9	61.5	61.6	61.3	61.3	59.1	58.3	58.1	57.5	57.6	57.1
	21	58.5	59.2	58.8	59.6	58.9	58.5	57.6	57.2	57.2	57.2	57.0	57.0
	22	—	—	—	—	—	—	—	—	—	—	—	—
	23	58.5	58.3	60.2	59.3	59.1	58.7	57.9	57.9	57.7	57.6	57.4	57.2
	24	60.4	61.6	62.7	62.5	61.6	60.8	59.1	58.1	57.8	57.7	57.4	57.3
	25	59.0	60.4	60.0	60.9	60.2	59.6	58.7	58.0	57.5	57.4	57.2	56.7
	26	59.9	61.0	60.0	59.9	60.0	59.4	58.3	57.7	57.3	57.0	57.0	56.4
	27	59.7	60.9	61.5	61.9	62.4	62.2	60.7	58.5	57.8	57.6	57.0	57.2
	28	63.2	64.2	66.0	66.6	66.5	64.6	63.4	61.3	59.0	58.5	58.0	58.0
	29	—	—	—	—	—	—	—	—	—	—	—	—
	30	61.7	62.7	63.9	63.9	63.7	62.7	61.4	59.8	59.5	58.7	58.0	57.8
	Hourly Means	58.75	59.61	56.98	60.03	59.66	59.16	58.20	57.34	56.96	56.74	56.55	56.44
OCTOBER.	1	64.2	65.0	65.3	65.1	64.1	62.6	61.3	60.5	59.7	59.2	59.3	58.9
	2	61.6	63.1	63.6	64.1	63.7	63.0	61.8	60.2	59.5	59.0	58.6	58.5
	3	60.1	60.7	62.7	63.0	63.3	62.2	60.6	59.7	59.1	58.8	58.5	58.6
	4	62.8	64.4	64.6	64.7	64.2	63.1	61.1	60.0	59.5	59.0	58.8	58.4
	5	62.6	63.4	63.4	63.4	62.6	62.3	61.0	59.5	58.7	58.4	58.3	58.0
	6	—	—	—	—	—	—	—	—	—	—	—	—
	7	61.0	60.7	60.8	60.5	60.3	59.8	59.5	58.8	58.1	57.9	57.7	57.6
	8	60.1	60.6	60.1	61.6	61.4	60.5	59.5	58.5	58.0	58.1	57.6	57.2
	9	60.0	60.1	60.9	60.6	58.8	58.5	57.7	57.5	57.1	57.2	57.5	57.1
	10	58.4	59.6	60.5	60.9	60.2	59.6	58.6	57.9	57.4	57.5	57.4	57.5
	11	60.5	61.2	60.4	60.1	61.3	60.5	59.4	58.7	58.2	57.8	57.5	57.3
	12	61.1	62.4	62.9	62.3	61.5	60.8	60.1	58.5	58.6	58.4	58.1	58.1
	13	—	—	—	—	—	—	—	—	—	—	—	—
	14	58.5	59.9	60.8	59.5	59.5	58.8	58.5	58.2	57.8	57.3	57.2	56.9
	15	58.8	59.2	58.5	58.3	59.0	57.9	57.5	56.3	55.7	55.5	55.3	55.4
	16	58.2	59.0	60.4	57.7	57.9	57.6	57.4	56.5	56.2	56.3	55.5	55.6
	17	57.9	59.5	60.7	60.0	59.8	60.0	59.5	57.9	57.1	56.6	56.6	56.2
	18	57.4	59.1	59.6	57.1	57.7	58.5	57.3	56.7	56.7	56.5	55.8	54.8
	19	58.0	59.2	59.8	60.7	60.7	59.7	58.1	57.1	57.0	56.6	56.5	55.8
	20	—	—	—	—	—	—	—	—	—	—	—	—
	21	59.5	60.6	60.7	60.7	60.1	60.0	59.8	59.3	57.7	57.0	56.7	56.5
	22	61.5	62.5	63.8	62.9	61.5	60.9	60.5	59.3	58.4	57.5	57.4	57.0
	23	60.8	62.7	64.1	65.0	65.2	64.4	63.5	61.6	60.0	58.7	58.3	58.0
	24	62.5	63.3	63.6	63.6	62.8	61.8	60.9	59.4	58.4	57.9	58.1	58.0
	25	59.7	61.3	61.7	61.3	60.4	59.5	58.1	57.4	57.1	57.1	56.6	56.9
	26	58.7	60.4	59.8	60.7	59.0	59.6	58.7	58.7	57.5	57.3	56.9	57.0
	27	—	—	—	—	—	—	—	—	—	—	—	—
	28	60.0	59.9	60.1	60.3	59.1	59.0	58.0	57.6	57.2	57.3	57.3	56.9
	29	58.7	59.2	59.7	59.7	59.8	58.8	58.0	57.2	57.4	56.9	56.5	56.3
	30	58.2	58.8	59.2	60.5	60.1	59.5	58.3	57.7	57.2	57.0	56.7	56.8
	31	58.9	59.4	59.4	59.6	59.2	58.9	58.8	57.5	57.1	57.0	56.8	56.9
Hourly Means	59.99	60.93	61.37	61.26	60.86	60.29	59.39	58.45	57.87	57.55	57.31	57.12	

STANDARD THERMOMETER.

12	13	14	15	16	17	18	19	20	21	22	23	Daily and Monthly Means.
11	12	13	14	15	16	17	18	19	20	21	22	
55.7	55.9	55.7	55.9	55.5	55.2	55.1	55.0	55.1	55.3	56.4	56.7	56.67
54.9	55.4	55.0	54.5	54.5	54.7	54.6	54.6	54.9	55.7	56.6	57.6	55.94
55.7	55.7	55.7	55.6	55.0	55.1	55.0	55.1	55.0	55.2	56.1	57.0	56.12
55.6	55.4	55.1	55.0	54.9	55.0	54.8	54.5	54.4	54.9	55.9	57.0	56.03
55.1	55.3	55.3	55.0	55.1	55.0	55.1	55.1	55.3	55.9	56.2	56.7	56.07
56.5	56.5	56.2	55.9	55.9	56.0	55.7	55.9	56.1	56.5	57.5	58.5	57.00
57.6	57.4	57.4	56.8	56.6	56.6	56.5	56.7	56.6	57.1	57.6	58.3	58.05
57.0	57.2	57.3	56.9	56.3	56.0	56.2	56.2	56.0	56.2	57.2	58.3	57.61
55.2	55.0	55.0	54.9	54.3	54.0	53.8	54.3	53.8	54.3	56.0	56.3	56.19
54.4	54.6	54.6	54.2	53.7	53.0	53.3	53.2	53.2	53.4	55.2	56.0	55.21
54.6	54.2	54.3	53.9	53.6	53.4	53.3	53.9	54.0	55.3	56.6	57.0	55.45
55.5	55.1	55.4	55.0	54.6	54.4	54.1	53.7	53.8	54.5	55.5	56.5	55.69
56.1	55.3	55.4	54.9	55.1	55.1	55.1	55.2	54.9	56.4	57.1	58.0	56.97
56.4	55.9	56.4	56.0	55.3	55.6	55.5	55.3	56.0	56.4	58.5	59.2	56.85
56.9	56.9	56.7	57.0	56.7	57.0	56.8	56.7	56.6	57.5	58.9	59.5	58.25
56.7	56.4	56.2	56.0	56.1	56.0	56.3	56.7	56.5	56.6	58.0	58.5	57.92
57.5	57.1	56.8	57.0	56.7	56.6	56.3	56.0	56.3	57.1	58.0	58.5	58.27
57.5	56.6	57.0	56.9	56.6	56.8	56.5	56.4	56.7	57.1	58.1	58.1	57.54
57.1	56.8	56.5	56.2	56.4	55.6	56.0	56.3	56.4	57.1	58.1	59.1	57.56
56.9	57.0	57.0	56.9	56.5	56.4	56.1	56.3	56.2	56.8	57.9	58.5	58.31
56.4	56.4	56.6	56.3	56.1	55.6	55.8	55.8	56.2	56.6	57.5	58.7	57.65
56.0	55.8	55.4	55.3	54.7	54.5	54.3	53.9	54.5	55.4	57.0	58.5	57.05
57.0	56.7	56.3	56.0	56.0	55.9	55.8	55.9	56.2	56.8	58.6	60.9	58.31
58.5	58.4	58.4	58.4	58.7	58.3	58.2	58.0	58.2	58.7	59.8	60.4	60.55
57.9	57.9	58.3	58.4	58.6	58.6	58.6	58.6	58.7	59.9	61.9	63.0	60.17
56.85	56.19	56.16	55.96	55.74	55.62	55.55	55.57	55.66	56.27	57.45	58.27	57.26
58.6	58.5	58.4	58.0	57.9	57.9	58.0	57.8	57.9	58.4	60.0	61.0	60.32
58.3	58.0	58.6	57.7	57.6	57.5	57.4	57.4	57.5	57.9	58.9	59.4	59.70
58.2	58.0	58.0	57.9	57.7	58.0	57.5	57.4	57.7	58.6	60.7	62.0	59.54
58.2	58.2	58.0	57.9	57.8	57.6	57.4	57.5	57.7	58.6	60.2	61.3	60.04
58.3	58.2	58.0	57.8	57.6	57.7	57.7	57.4	57.9	58.6	59.3	60.2	59.59
57.4	57.5	57.2	57.3	57.2	57.1	56.8	57.3	57.0	57.7	58.2	58.9	58.43
57.4	57.0	57.0	56.5	56.4	56.5	56.4	56.5	56.6	57.0	58.5	58.9	58.25
57.0	56.6	56.8	56.6	56.5	56.2	56.1	55.7	56.6	56.8	58.4	58.5	57.70
57.5	57.2	56.7	56.7	56.5	56.4	56.5	56.3	56.6	57.5	58.5	60.0	57.99
57.3	57.7	57.0	56.6	56.8	57.6	56.6	56.4	56.6	57.4	59.0	60.0	58.41
58.0	57.9	57.7	57.5	57.5	57.3	56.7	56.8	57.2	57.5	57.9	58.3	58.88
57.2	56.4	56.3	56.5	55.7	56.0	56.2	56.0	55.7	56.2	56.5	57.7	57.47
55.3	55.0	54.4	54.7	54.3	54.3	53.8	54.4	54.4	54.9	55.9	57.1	56.08
55.6	55.2	55.2	55.1	55.1	55.2	54.2	54.3	54.6	55.1	56.1	57.4	56.31
56.2	55.8	56.2	55.1	54.6	55.1	55.0	54.8	54.6	53.8	56.9	58.6	57.02
54.5	54.5	54.9	54.5	54.5	55.1	55.0	54.3	54.9	55.0	56.9	58.8	56.25
57.0	56.9	56.8	56.1	56.3	56.2	56.0	56.1	56.9	58.1	59.4	60.4	57.72
56.5	56.4	56.2	56.1	56.1	56.1	56.2	55.8	56.3	58.1	59.2	60.3	57.99
56.8	56.6	56.1	56.2	56.5	56.5	56.0	56.6	57.4	58.5	59.8	60.4	58.77
57.7	57.5	57.5	57.2	57.4	57.0	57.3	56.9	57.4	58.7	60.3	61.4	59.94
57.4	57.4	56.8	56.6	56.5	56.5	56.5	56.8	56.6	57.1	58.2	58.8	58.98
56.5	56.2	56.2	56.2	55.9	55.6	55.4	55.4	55.6	56.1	57.1	58.0	57.55
57.1	56.9	56.8	56.5	56.6	56.6	56.3	56.5	56.5	57.0	57.6	58.6	57.80
57.1	57.1	56.9	56.7	56.5	56.0	55.9	56.1	56.2	56.6	57.5	58.0	57.64
56.3	56.3	55.9	55.6	55.9	55.3	55.6	55.9	55.6	56.4	57.1	57.6	57.15
56.5	56.2	56.4	56.0	55.8	55.8	55.6	55.4	55.7	56.5	57.2	57.9	57.29
57.0	56.8	56.5	56.5	56.4	56.4	56.2	56.4	56.8	57.2	58.5	59.9	57.67
57.07	56.89	56.76	56.52	56.43	56.43	56.23	56.23	56.46	57.09	58.29	59.24	58.17

STANDARD THERMOMETER.													
Hours of Mean Göttingen Time.	0	1	2	3	4	5	6	7	8	9	10	11	
Hours of Mean St. Helena Time.	23	0	1	2	3	4	5	6	7	8	9	10	
NOVEMBER.	1	61°0	62°3	63°0	63°0	61°9	61°1	59°6	59°0	58°5	58°0	57°6	57°7
	2	62°8	64°0	63°6	64°0	63°4	61°6	60°6	59°6	59°1	58°5	58°5	58°4
	3	—	—	—	—	—	—	—	—	—	—	—	—
	4	59°6	60°0	60°2	60°4	59°7	59°6	59°2	58°5	58°1	57°7	57°7	57°8
	5	60°5	61°0	60°6	61°1	60°7	59°8	59°0	58°4	58°0	57°6	57°6	57°6
	6	59°6	60°6	60°5	60°4	59°8	59°2	58°3	58°1	57°1	56°9	57°1	57°1
	7	58°4	58°8	59°3	59°4	58°7	58°9	58°2	57°9	57°5	57°2	57°0	56°8
	8	59°5	60°6	61°0	60°8	60°7	60°1	59°3	58°3	57°7	58°0	57°5	57°3
	9	59°7	59°7	60°7	59°9	61°4	61°7	59°8	58°9	58°0	57°6	57°2	57°3
	10	—	—	—	—	—	—	—	—	—	—	—	—
	11	61°8	62°5	63°3	63°4	61°4	60°8	60°0	58°9	58°5	57°9	57°6	57°5
	12	60°2	62°7	63°5	64°4	63°3	62°9	60°8	58°7	58°2	57°9	57°7	57°6
	13	62°7	63°0	64°7	64°5	63°3	62°0	60°7	59°2	58°2	58°3	57°4	57°7
	14	63°1	64°3	64°7	64°9	63°0	62°6	60°8	57°2	59°0	58°3	57°6	57°6
	15	60°6	61°4	63°1	63°1	62°3	61°1	60°1	58°7	58°3	58°3	58°1	57°9
	16	60°1	60°5	61°4	62°3	62°3	61°7	59°9	58°8	58°3	57°9	57°6	57°7
	17	—	—	—	—	—	—	—	—	—	—	—	—
	18	62°8	63°0	64°0	63°6	64°2	62°6	61°1	59°5	58°4	58°3	58°2	58°3
	19	61°0	62°5	62°6	62°4	62°7	62°7	61°0	59°7	59°1	58°7	58°6	58°4
	20	62°7	63°5	64°4	62°7	62°6	62°0	61°7	59°7	58°5	58°4	58°0	58°0
	21	62°5	63°9	63°6	63°9	63°2	61°5	60°5	59°1	58°7	58°6	58°1	57°6
	22	60°4	61°8	63°4	63°6	63°6	63°3	61°0	59°6	58°7	58°3	58°6	57°7
	23	60°2	61°5	63°0	62°8	62°7	61°1	59°5	58°7	58°5	58°2	58°0	57°5
	24	—	—	—	—	—	—	—	—	—	—	—	—
	25	59°8	59°9	61°6	60°6	62°7	61°2	59°7	57°8	57°3	57°2	57°1	57°1
	26	62°0	62°7	63°0	63°7	62°5	62°2	60°0	59°3	58°1	58°3	57°8	57°9
	27	62°5	63°8	63°3	62°2	61°4	59°8	59°0	58°2	58°1	57°5	57°7	57°5
	28	60°2	62°2	63°0	63°5	64°3	62°3	61°5	59°4	58°5	57°8	57°9	57°6
	29	61°1	63°3	64°6	65°5	64°7	63°2	61°0	59°6	58°7	58°1	58°4	58°2
	30	61°6	63°5	64°8	63°9	65°2	64°1	62°8	60°5	58°5	58°7	59°0	58°5
	Dec. 1	—	—	—	—	—	—	—	—	—	—	—	—
Hourly Means	61°02	62°04	62°73	62°69	62°37	61°50	60°19	58°89	58°29	58°01	57°83	57°70	
DECEMBER.	2	58°7	59°3	59°7	61°0	—	61°0	60°0	59°4	59°0	58°3	58°0	58°1
	3	63°6	64°4	64°4	63°8	63°5	65°1	62°6	60°9	59°3	58°7	58°7	58°4
	4	61°3	62°3	62°7	64°3	62°0	61°0	60°5	59°2	58°5	58°1	57°8	57°5
	5	63°2	63°6	63°9	64°8	63°5	62°7	60°9	59°4	59°0	58°7	58°4	58°3
	6	61°9	61°5	62°7	62°4	62°1	61°5	60°8	59°3	58°8	58°3	58°4	58°3
	7	64°9	65°1	64°5	64°1	64°8	63°2	62°5	61°2	59°7	59°3	59°3	59°1
	8	—	—	—	—	—	—	—	—	—	—	—	—
	9	61°8	62°1	61°9	63°4	63°3	62°5	62°2	60°6	59°6	59°1	59°0	59°0
	10	62°1	63°6	63°6	63°8	62°5	61°6	61°0	59°9	59°0	58°8	58°5	58°3
	11	62°7	64°0	63°7	64°6	63°7	63°1	63°3	61°5	59°8	59°1	59°0	58°7
	12	65°3	64°4	66°5	67°2	67°4	67°3	66°3	64°7	62°3	61°4	60°2	59°6
	13	65°8	67°5	67°8	67°7	68°2	68°0	67°2	64°7	62°3	61°4	60°5	59°8
	14	65°1	65°3	65°8	65°9	66°6	65°8	64°9	62°6	60°8	60°2	59°7	59°8
	15	—	—	—	—	—	—	—	—	—	—	—	—
	16	61°9	62°2	63°2	63°4	63°7	62°4	61°8	60°9	60°8	60°7	60°4	60°4
	17	63°3	64°3	64°7	64°1	64°0	63°2	61°7	60°9	60°3	60°1	59°9	60°2
	18	65°4	64°5	67°4	66°4	66°1	66°8	66°7	64°9	62°2	61°6	60°8	60°6
	19	65°6	67°6	66°0	66°8	69°0	67°6	65°6	64°1	62°3	61°2	61°1	61°1
	20	66°0	66°3	66°8	67°6	67°8	66°9	64°8	63°4	61°7	61°7	61°9	61°9
	21	63°3	65°0	65°5	65°5	63°8	64°3	64°1	62°0	61°5	61°0	61°0	60°4
	22	—	—	—	—	—	—	—	—	—	—	—	—
	23	65°6	65°8	65°3	65°6	63°3	64°0	62°4	61°6	61°1	60°8	60°5	60°6
	24	66°0	65°1	64°5	62°8	62°8	62°2	61°9	61°2	61°0	60°8	60°7	60°5
	25	—	—	—	—	—	—	—	—	—	—	—	—
	26	60°5	62°1	62°1	61°4	61°7	61°4	60°7	60°3	59°7	59°5	59°7	59°8
	27	63°7	64°1	66°8	66°7	66°7	65°4	63°3	61°8	61°2	60°8	60°1	60°0
	28	63°6	65°3	68°0	68°3	67°4	66°4	64°0	62°7	61°7	61°5	61°0	60°7
	29	—	—	—	—	—	—	—	—	—	—	—	—
	30	63°6	64°2	66°2	66°1	64°5	63°9	63°3	62°1	61°3	61°1	60°6	60°5
	31	64°5	64°2	64°9	64°5	64°5	64°2	63°4	62°3	61°6	61°2	60°7	60°7
	Hourly Means	63°57	64°15	64°74	64°89	64°70	64°06	63°04	61°66	60°58	60°14	59°84	59°69

STANDARD THERMOMETER.

12	13	14	15	16	17	18	19	20	21	22	23	Daily and Monthly Means.
11	12	13	14	15	16	17	18	19	20	21	22	
57°6	57°3	57°0	57°0	57°0	57°0	56°8	56°9	57°1	58°1	59°3	60°7	58°94
58°5	58°4	58°3	58°0	57°5	57°8	57°5	57°2	57°6	58°0	58°7	59°0	59°61
57°6	57°6	57°5	57°1	57°1	56°7	—	57°3	57°5	58°4	59°1	59°6	58°43
57°2	57°7	57°7	57°4	57°3	57°3	57°3	57°2	57°3	58°1	58°7	59°0	58°50
57°1	57°0	56°5	56°5	56°4	56°5	56°0	56°2	56°4	57°0	57°5	57°9	57°74
56°7	56°9	57°2	56°6	57°0	56°8	56°1	56°0	56°3	56°7	57°8	58°1	57°51
56°8	56°8	57°0	56°3	56°9	56°4	56°5	56°8	56°7	57°7	58°7	59°4	58°20
57°1	56°9	56°5	56°5	56°4	56°5	56°1	56°5	56°7	57°9	59°0	60°8	58°28
57°1	57°0	56°8	56°5	56°5	56°4	56°3	56°4	56°8	57°0	58°1	59°0	58°65
57°2	57°6	57°2	56°9	57°1	57°1	57°1	57°0	57°4	58°2	59°9	60°3	59°20
57°5	57°4	57°2	57°0	57°0	56°7	56°9	56°7	57°3	58°3	59°6	61°4	59°36
57°8	57°3	56°7	56°3	56°3	56°6	56°6	56°8	57°4	58°1	59°0	60°6	59°27
58°0	57°4	56°7	56°9	57°1	57°6	56°9	56°9	57°2	57°6	58°5	59°1	58°87
57°0	57°2	57°0	56°9	56°6	56°7	56°5	57°0	57°5	58°5	59°3	61°0	58°74
57°4	57°6	57°1	57°2	57°3	57°5	57°3	56°9	57°3	58°0	59°3	60°0	59°45
58°3	57°9	57°8	58°1	57°7	57°7	57°6	57°7	57°9	58°8	60°7	61°5	59°63
57°7	57°5	57°0	57°2	57°0	56°7	56°7	57°1	57°4	57°9	59°5	60°6	59°35
57°6	57°0	56°9	56°7	56°4	56°0	56°1	56°0	56°0	56°6	57°4	58°6	58°85
57°3	57°1	56°7	56°7	56°4	56°2	56°3	56°4	56°3	57°2	58°4	59°3	58°93
57°7	57°4	57°2	57°3	56°7	56°4	56°7	56°2	56°6	56°8	57°8	60°0	58°69
57°1	56°9	56°7	56°6	56°7	56°4	56°3	56°5	57°0	57°9	60°1	60°0	58°34
57°6	57°6	57°6	57°5	57°4	57°4	57°1	57°1	57°7	58°4	59°3	61°2	59°31
57°5	57°2	57°0	56°6	56°5	56°5	56°1	56°2	56°8	57°1	58°4	58°9	58°57
57°6	57°2	57°2	57°2	56°8	57°3	56°8	56°9	57°2	57°9	59°6	59°6	59°15
57°9	57°6	57°5	57°7	57°3	57°5	57°2	57°0	58°0	59°1	60°3	61°7	59°80
58°2	58°1	58°1	57°9	57°7	58°2	57°7	57°7	58°1	58°9	60°3	60°2	60°09
57°50	57°37	57°16	57°02	56°93	56°92	56°74	56°79	57°13	57°85	59°01	59°90	58°90
58°1	57°9	57°6	57°2	57°2	57°4	57°3	57°1	58°0	59°0	60°8	62°6	58°81
58°8	58°5	58°1	57°4	57°6	56°8	56°6	56°6	56°6	57°8	58°6	60°3	59°88
57°3	57°6	57°4	57°6	57°3	57°0	57°0	57°0	57°7	58°3	59°6	60°0	59°12
57°3	57°4	57°6	56°7	56°7	56°7	56°5	56°7	56°5	58°2	59°8	60°8	59°47
58°0	58°2	58°0	57°8	57°3	57°3	57°5	57°8	58°3	59°0	61°1	63°1	59°56
59°0	58°6	58°6	58°4	58°0	58°0	57°7	58°0	57°7	58°0	59°0	60°4	60°38
58°6	58°4	58°3	58°0	58°0	57°6	57°5	57°4	57°8	58°5	59°5	60°4	59°77
58°2	58°4	58°0	58°0	57°6	57°6	57°5	58°0	58°3	59°2	60°6	61°4	59°81
58°7	58°6	58°3	58°2	58°0	58°1	58°4	58°4	58°8	59°7	61°6	63°4	60°56
59°4	58°1	58°7	58°7	58°4	58°7	58°6	58°5	58°9	60°4	62°6	64°0	61°98
59°5	59°4	59°1	59°0	58°7	58°7	58°7	58°8	59°4	60°5	61°4	63°0	62°38
60°0	59°7	59°4	59°1	59°1	59°0	59°0	59°0	59°2	59°6	60°7	61°6	61°58
59°7	59°9	59°9	59°3	58°9	58°4	58°2	58°7	59°0	59°7	60°4	61°7	60°65
59°9	59°5	59°5	59°7	59°3	59°3	59°5	59°4	59°9	60°9	62°5	63°5	61°23
60°3	60°1	59°4	59°5	59°4	58°7	58°7	58°6	59°3	60°3	62°1	63°4	62°22
60°7	60°7	60°6	59°7	59°8	59°8	59°0	59°5	60°4	61°5	63°0	64°7	62°81
61°5	61°2	60°9	60°2	60°4	60°4	60°5	60°1	60°5	61°3	62°1	63°0	62°87
60°2	60°2	60°0	60°1	60°3	59°9	59°7	59°7	60°4	61°2	63°2	64°2	61°94
60°4	60°3	60°1	60°2	60°0	59°9	60°0	59°7	60°0	61°1	63°2	62°5	61°83
60°5	60°1	60°1	60°2	60°0	59°6	59°6	59°6	60°0	60°2	60°5	61°0	61°29
59°5	59°3	59°4	58°8	58°5	58°0	58°5	58°4	59°4	59°6	61°6	61°7	60°07
60°7	59°8	59°3	59°5	59°1	59°4	59°2	59°6	59°9	60°4	61°1	62°2	61°70
60°4	60°2	59°3	59°7	60°0	59°5	59°6	59°2	59°5	60°7	61°4	60°9	62°12
60°2	59°9	59°9	59°7	59°3	59°0	59°3	59°4	59°4	59°9	61°3	62°7	61°56
60°3	60°2	60°0	60°0	59°5	59°2	59°1	59°1	59°5	60°1	61°2	62°2	61°55
59°49	59°29	59°10	58°91	58°74	58°56	58°53	58°59	58°98	59°80	61°16	62°19	61°01

STANDARD THERMOMETER.													
Hours of Mean Göttingen Time.	0	1	2	3	4	5	6	7	8	9	10	11	
Hours of Mean St. Helena Time.	23	0	1	2	3	4	5	6	7	8	9	10	
JANUARY.	1	64.2	62.7	64.0	64.9	65.8	66.3	64.1	63.0	61.4	61.3	60.9	60.3
	2	65.8	67.0	64.6	66.2	66.5	64.9	63.9	62.6	61.4	61.0	60.5	60.6
	3	65.5	66.6	67.2	66.9	66.9	66.1	64.8	62.9	61.7	61.4	61.0	60.9
	4	65.8	65.4	67.0	67.5	67.7	66.3	65.4	63.2	62.7	62.2	62.1	61.5
	5	—	—	—	—	—	—	—	—	—	—	—	—
	6	63.1	63.4	66.3	66.9	66.0	64.7	63.2	62.5	61.6	61.3	60.8	60.2
	7	64.3	66.4	65.4	65.7	67.0	67.9	66.9	64.9	63.4	62.5	61.5	60.7
	8	67.8	69.5	70.0	70.2	69.4	70.2	66.7	65.1	64.2	63.5	63.1	62.5
	9	67.2	68.4	69.3	69.6	68.6	67.0	65.2	64.2	62.9	62.7	62.5	62.3
	10	62.8	64.9	65.1	66.0	64.8	64.4	63.2	62.1	61.4	61.5	61.4	61.2
	11	63.4	63.6	64.1	65.1	64.1	64.1	63.3	62.0	61.2	61.1	60.8	60.7
	12	—	—	—	—	—	—	—	—	—	—	—	—
	13	64.4	67.3	66.9	67.8	66.7	65.5	65.7	63.6	62.2	61.8	61.6	61.4
	14	63.4	63.7	64.0	65.5	63.0	63.4	62.4	62.2	61.9	61.9	60.7	61.1
	15	62.8	62.2	64.2	64.7	62.9	64.1	62.9	62.2	61.9	61.3	61.0	60.1
	16	65.9	67.5	68.3	68.3	68.4	66.4	66.0	64.6	63.0	62.5	62.2	61.9
	17	62.5	64.4	64.5	65.4	65.4	64.3	63.9	63.7	62.7	62.2	61.6	61.3
	18	64.3	65.1	63.6	66.0	64.4	64.7	64.6	63.4	62.4	61.8	61.6	61.5
	19	—	—	—	—	—	—	—	—	—	—	—	—
	20	61.8	63.8	64.9	64.8	64.7	64.5	63.8	62.9	61.5	61.7	61.3	61.4
	21	63.6	66.9	66.8	68.0	66.9	65.9	64.5	63.6	62.4	62.0	61.6	61.5
	22	66.2	66.7	65.3	65.5	65.4	64.6	63.6	63.0	62.3	62.0	61.7	61.5
	23	64.6	66.7	67.9	66.0	66.8	67.4	65.2	63.5	61.6	61.5	61.0	61.1
	24	65.1	66.5	68.0	68.5	68.6	69.4	68.2	65.6	63.4	63.2	62.8	62.4
	25	65.2	66.6	67.4	65.8	64.4	64.8	63.9	63.5	62.9	62.1	62.1	62.1
	26	—	—	—	—	—	—	—	—	—	—	—	—
	27	65.4	65.7	65.8	65.5	65.6	65.5	64.8	63.5	62.8	61.7	61.4	61.0
	28	66.1	68.2	69.1	69.8	68.6	67.0	66.6	65.5	64.4	63.6	62.8	62.6
	29	64.6	67.9	68.7	66.3	66.2	67.5	66.8	64.6	62.7	62.4	62.0	61.8
	30	65.4	66.8	67.3	68.6	69.3	69.0	67.4	65.7	63.0	61.9	61.4	61.6
	31	66.3	68.5	69.2	69.7	68.7	66.9	66.2	64.9	63.6	62.4	61.9	61.4
Hourly Means	64.72	66.01	66.48	66.86	66.40	66.03	64.93	63.65	62.47	62.02	61.60	61.36	
FEBRUARY.	1	68.0	69.0	69.5	70.4	70.5	68.6	66.2	64.7	63.5	62.6	62.6	62.1
	2	—	—	—	—	—	—	—	—	—	—	—	—
	3	67.8	66.3	66.8	69.2	69.4	67.1	68.1	66.7	63.7	62.6	62.6	62.5
	4	64.3	65.4	68.9	69.0	66.1	66.3	68.4	66.8	64.2	63.4	62.8	61.7
	5	66.8	68.8	69.6	70.7	71.0	70.1	69.3	66.7	64.9	63.7	62.9	63.3
	6	68.6	70.2	67.6	66.8	68.4	67.5	66.4	66.0	65.3	64.1	63.2	63.1
	7	67.5	67.8	68.8	69.5	69.3	67.6	68.3	66.1	64.4	63.6	63.5	63.0
	8	68.2	69.7	70.5	70.6	70.2	70.3	69.7	66.5	65.1	64.2	63.6	63.1
	9	—	—	—	—	—	—	—	—	—	—	—	—
	10	68.0	69.0	70.3	69.5	68.7	68.3	66.9	65.0	64.4	64.0	63.3	63.0
	11	68.5	69.2	70.1	69.0	69.0	68.5	68.6	68.4	65.8	64.6	64.1	63.4
	12	68.1	68.5	70.6	71.6	69.9	69.4	68.3	66.2	65.1	64.9	64.2	64.0
	13	65.4	66.1	69.2	69.8	70.2	70.6	69.2	66.6	65.0	64.0	64.0	64.0
	14	67.5	66.6	69.0	69.8	69.2	68.0	67.4	66.4	65.4	64.4	64.1	64.0
	15	65.4	65.8	66.9	67.1	67.0	66.2	65.7	64.8	64.2	63.0	63.0	63.0
	16	—	—	—	—	—	—	—	—	—	—	—	—
	17	68.0	69.1	69.5	70.3	68.5	68.7	67.2	65.4	64.4	63.8	63.4	63.1
	18	68.6	70.3	70.9	71.6	71.8	70.6	67.8	67.1	65.7	65.5	64.9	64.7
	19	69.4	70.2	68.9	68.9	70.2	69.6	66.6	66.0	65.1	64.5	64.6	64.1
	20	67.6	69.8	70.1	70.8	69.7	68.4	68.0	65.8	64.9	63.9	64.0	63.5
	21	65.1	69.6	70.8	71.5	70.8	69.6	69.1	66.8	65.2	65.1	64.7	64.4
	22	69.4	70.0	70.2	69.3	69.6	69.0	68.2	66.6	65.5	65.1	65.0	64.7
	23	—	—	—	—	—	—	—	—	—	—	—	—
	24	66.6	67.5	68.4	69.0	68.7	68.7	67.0	65.5	64.0	64.0	64.1	63.0
	25	69.6	70.4	70.8	69.8	69.1	69.8	68.1	66.6	65.5	64.3	64.8	64.6
	26	67.0	69.6	70.7	69.4	67.6	66.4	65.3	64.5	63.7	64.2	63.1	63.7
	27	65.1	65.8	65.6	66.4	66.2	66.0	64.8	63.9	63.4	63.8	63.1	63.1
	28	65.9	67.6	65.6	67.5	69.1	68.9	66.2	65.0	64.5	64.4	63.5	63.7
Hourly Means	67.35	68.43	69.12	69.48	69.17	68.51	67.53	66.00	64.70	64.07	63.71	63.45	

STANDARD THERMOMETER.

12	13	14	15	16	17	18	19	20	21	22	23	Daily and Monthly Means.
11	12	13	14	15	16	17	18	19	20	21	22	
60.2	60.3	60.2	59.7	59.7	60.2	59.9	60.1	60.1	60.8	62.5	63.1	61.90
60.4	60.7	60.9	60.3	60.3	60.2	58.8	59.0	59.5	60.2	61.8	64.0	62.13
61.0	60.7	60.6	60.6	60.6	60.4	60.3	60.2	60.3	61.8	61.6	64.5	62.69
—	—	—	—	—	—	—	—	—	—	—	—	62.34
60.3	59.5	59.2	59.2	59.5	59.2	59.1	59.1	59.4	60.1	61.6	63.2	61.86
60.5	60.4	59.6	59.0	59.9	59.2	59.5	59.5	60.0	61.2	63.1	62.8	63.12
60.6	60.9	61.1	61.0	60.4	60.3	59.9	60.2	61.0	62.6	64.4	66.0	64.44
62.4	62.0	61.4	61.2	60.5	61.1	61.0	61.0	61.4	62.0	64.6	65.7	63.62
62.4	62.0	61.6	61.6	61.4	61.1	61.1	60.8	60.8	61.0	61.1	62.2	62.00
61.2	60.7	60.4	60.2	60.4	60.1	59.7	60.5	60.1	60.2	62.2	63.6	—
—	—	—	—	—	—	—	—	—	—	—	—	61.79
60.8	60.7	60.6	60.5	60.2	60.2	60.0	60.0	60.2	60.9	61.8	63.7	62.76
61.4	61.1	61.2	60.7	60.6	60.4	60.1	60.0	60.5	60.8	61.9	62.6	61.90
61.2	61.2	60.8	60.7	61.1	60.3	60.6	60.5	60.3	61.1	62.2	62.4	61.82
60.8	60.4	60.8	60.4	60.4	60.6	60.1	60.4	60.7	61.5	63.2	64.0	63.48
62.3	62.0	62.0	61.3	61.1	61.1	60.7	60.7	60.8	61.5	62.4	62.7	62.30
61.4	61.0	60.7	60.6	60.6	60.2	60.6	60.5	60.9	61.6	62.3	62.9	—
—	—	—	—	—	—	—	—	—	—	—	—	62.05
60.8	60.4	60.4	60.2	60.4	60.0	60.1	60.5	59.9	60.2	61.0	61.8	62.25
61.5	60.4	61.3	60.4	60.1	60.1	60.3	60.6	61.2	61.7	63.4	65.9	62.87
61.6	61.1	61.5	61.5	60.4	60.7	60.0	59.9	60.7	61.0	62.0	64.7	62.18
61.4	60.2	60.7	60.1	60.1	59.8	59.4	59.9	60.2	59.8	61.6	61.4	62.76
61.1	61.1	60.3	60.5	60.6	60.5	60.6	60.8	60.7	61.2	62.5	63.1	63.63
61.8	62.4	61.3	60.5	60.6	60.5	59.8	59.8	60.0	61.2	63.3	64.2	—
—	—	—	—	—	—	—	—	—	—	—	—	62.86
61.6	61.0	61.1	60.9	61.3	61.1	60.9	60.7	60.8	62.0	62.8	63.7	62.75
61.2	60.4	60.5	60.4	60.8	60.6	60.6	60.5	60.9	62.4	63.8	65.2	64.06
61.9	61.7	61.5	61.4	61.2	61.5	61.5	61.0	61.2	62.3	63.5	64.5	63.04
61.3	60.9	60.5	60.1	60.0	60.0	59.8	59.9	60.2	61.5	62.7	64.5	63.54
61.2	61.0	61.0	60.7	60.7	60.3	60.5	60.7	61.2	62.1	63.0	65.1	63.72
61.1	61.3	61.2	60.8	60.9	61.2	61.0	61.0	60.8	61.7	63.2	65.5	—
61.24	60.94	60.83	60.54	60.51	60.40	60.21	60.29	60.51	61.27	62.57	63.81	62.74
—	—	—	—	—	—	—	—	—	—	—	—	64.02
61.6	61.3	61.2	60.9	60.2	61.2	60.6	60.8	61.2	62.0	62.6	65.1	64.15
62.6	62.4	62.2	62.2	61.7	62.0	61.8	61.5	61.9	61.8	62.8	63.9	63.85
61.8	61.9	60.8	61.6	61.3	61.2	61.3	61.4	61.5	62.5	64.0	65.9	65.06
62.4	62.2	62.5	62.6	62.4	61.7	61.7	61.4	61.6	62.7	65.2	67.2	64.88
63.1	62.9	63.4	62.9	62.5	62.9	63.1	62.2	62.6	62.7	64.7	66.9	64.99
63.3	63.4	62.9	63.0	63.2	62.6	62.5	62.6	62.7	63.8	64.5	65.9	—
—	—	—	—	—	—	—	—	—	—	—	—	65.07
63.3	62.7	63.1	62.1	61.3	61.4	61.2	61.3	61.6	61.8	64.4	65.9	64.75
62.6	62.2	62.1	61.6	61.6	62.1	62.1	61.8	62.2	63.2	65.2	66.8	65.34
63.1	63.5	63.6	63.4	63.3	62.8	62.5	62.4	62.5	63.3	63.0	65.6	65.39
63.7	63.6	63.5	63.3	63.1	63.1	62.4	62.1	62.3	63.2	63.0	65.2	65.25
63.9	63.6	63.2	63.3	62.6	63.3	62.7	62.6	63.1	63.0	64.5	66.1	65.25
63.8	63.7	63.8	63.6	63.5	63.5	63.5	63.5	62.9	63.7	64.2	64.5	—
—	—	—	—	—	—	—	—	—	—	—	—	64.46
63.7	63.7	63.7	63.2	63.5	63.4	63.4	63.1	63.2	63.2	65.0	65.8	65.04
63.1	63.0	63.0	62.8	62.6	62.7	62.8	62.8	62.4	63.5	64.5	66.4	66.33
64.8	64.5	64.3	64.1	63.9	62.7	63.5	63.6	62.9	64.7	65.9	67.6	65.48
64.1	64.1	63.6	63.4	63.2	63.0	62.8	62.7	62.7	63.5	64.6	65.7	65.33
63.5	63.4	63.5	63.1	63.0	62.7	62.6	62.5	62.4	63.1	65.1	66.5	65.58
63.1	63.0	62.7	63.0	62.8	62.7	63.1	63.4	63.0	63.6	64.5	66.9	—
—	—	—	—	—	—	—	—	—	—	—	—	65.36
63.1	63.4	63.0	62.9	62.6	62.5	62.5	62.2	62.3	62.8	64.2	64.5	65.03
63.2	63.0	63.0	62.6	62.6	62.7	62.9	62.9	62.9	64.0	66.4	68.1	65.76
64.4	64.4	64.0	63.8	63.6	63.1	62.9	62.9	62.2	63.5	64.6	65.4	64.59
63.6	63.0	63.2	62.0	62.0	62.3	62.4	62.6	62.3	62.8	63.1	65.1	63.90
63.2	63.1	63.1	62.2	62.3	62.6	62.9	63.1	62.2	62.6	64.0	64.2	64.45
63.6	63.2	63.0	62.8	62.6	62.5	63.0	61.9	62.2	63.8	62.4	63.9	—
63.27	63.13	63.02	62.83	62.56	62.53	62.51	62.39	62.37	63.12	64.27	65.79	64.97

STANDARD THERMOMETER.													
Hours of Mean Göttingen Time.	0	1	2	3	4	5	6	7	8	9	10	11	
Hours of Mean St. Helena Time.	23	0	1	2	3	4	5	6	7	8	9	10	
MARCH.	1	67°0	67°1	68°4	69°5	69°6	69°6	68°6	65°6	64°2	63°4	63°4	63°1
	2	—	—	—	—	—	—	—	—	—	—	—	—
	3	68°5	67°4	67°4	70°0	69°3	68°6	67°5	65°9	64°5	63°8	63°4	63°3
	4	68°3	70°5	70°9	71°3	70°4	70°2	68°8	67°0	65°0	64°4	64°6	64°2
	5	64°4	66°1	66°8	67°9	68°5	67°0	65°8	65°1	63°8	63°6	63°5	63°4
	6	66°6	67°4	67°1	68°1	67°8	67°2	68°1	66°0	64°0	63°3	63°4	62°8
	7	68°4	69°3	69°6	69°5	68°8	68°5	66°7	65°6	64°1	63°7	63°4	63°0
	8	67°7	69°1	70°0	70°6	70°4	69°5	67°2	65°9	64°2	63°6	63°8	63°6
	9	—	—	—	—	—	—	—	—	—	—	—	—
	10	68°2	68°6	69°4	69°4	69°4	69°0	68°5	66°3	64°6	64°1	63°4	63°1
	11	66°0	67°7	69°5	68°8	68°5	68°1	67°2	64°8	64°6	64°1	63°9	63°5
	12	67°6	68°4	69°3	69°9	69°1	68°0	67°0	65°5	64°7	64°3	64°0	63°8
	13	67°7	68°6	69°5	70°0	68°1	67°0	66°3	65°2	64°0	63°9	63°7	63°8
	14	65°4	65°4	65°6	65°1	66°8	65°9	65°7	65°0	64°4	64°8	64°4	63°9
	15	64°1	65°0	65°6	66°4	66°0	65°9	65°2	64°8	63°9	63°6	63°6	63°5
	16	—	—	—	—	—	—	—	—	—	—	—	—
	17	68°4	67°9	67°7	67°8	66°9	67°1	66°5	65°7	64°7	64°7	64°1	63°7
	18	67°8	69°1	69°6	69°8	68°6	68°4	67°5	66°2	65°5	65°3	65°4	64°6
	19	68°3	68°4	67°9	68°1	68°1	67°2	66°1	65°1	64°7	64°4	64°3	64°2
	20	67°2	69°4	69°2	68°9	68°4	67°9	67°0	65°8	64°8	64°4	64°0	64°2
	21	—	—	—	—	—	—	—	—	—	—	—	—
	22	67°2	68°9	69°8	70°2	69°7	68°2	66°5	65°3	64°4	64°6	64°0	63°9
	23	—	—	—	—	—	—	—	—	—	—	—	—
	24	67°3	69°2	69°7	70°5	69°6	69°1	68°3	66°5	65°8	65°7	65°3	64°9
	25	65°4	66°8	67°6	68°5	68°7	68°0	67°0	65°7	64°7	64°4	64°1	63°8
	26	64°2	64°5	64°9	65°2	65°6	65°9	64°7	64°2	63°5	63°6	63°1	63°0
	27	64°1	65°4	66°2	67°5	67°1	66°8	65°8	64°5	63°4	63°1	62°6	62°5
	28	66°0	65°9	66°5	66°8	68°1	68°1	65°9	64°7	63°7	63°5	63°3	63°0
	29	66°5	67°1	66°8	66°9	66°4	66°6	66°2	64°6	63°5	63°1	62°8	62°9
	30	—	—	—	—	—	—	—	—	—	—	—	—
	31	65°8	68°6	69°0	67°7	68°8	68°6	68°1	66°6	65°1	64°6	64°0	64°0
Hourly Means	66°72	67°67	68°16	68°58	68°35	67°86	66°89	65°50	64°39	64°08	63°82	63°59	
APRIL.	1	66°8	68°3	68°6	68°4	68°9	68°5	67°2	66°1	65°2	64°9	64°2	63°9
	2	68°6	68°8	70°2	70°2	69°6	68°6	68°0	66°4	65°7	65°4	65°2	64°9
	3	65°7	67°0	67°5	67°5	67°0	66°4	66°0	64°9	64°2	64°0	64°0	63°8
	4	69°4	70°1	69°2	69°4	70°5	69°9	68°0	66°6	65°1	64°5	63°9	63°7
	5	68°4	69°2	69°6	70°4	69°4	68°9	67°9	66°8	65°5	64°3	63°3	63°0
	6	—	—	—	—	—	—	—	—	—	—	—	—
	7	67°1	68°3	68°5	68°5	68°5	68°4	67°6	66°0	65°0	64°5	64°2	64°0
	8	69°1	69°3	69°0	68°5	68°4	68°5	66°1	66°2	65°0	64°5	64°2	64°1
	9	68°6	69°4	70°1	70°6	70°2	68°9	67°8	66°7	66°1	65°8	65°9	65°6
	10	67°2	67°8	67°6	67°8	67°0	66°4	66°0	65°4	65°2	65°0	64°9	64°9
	11	65°7	65°6	66°1	66°0	66°1	65°4	64°7	63°3	64°5	64°0	64°0	64°1
	12	66°0	66°3	67°2	67°0	66°5	66°8	65°8	65°2	64°8	64°8	64°9	65°0
	13	—	—	—	—	—	—	—	—	—	—	—	—
	14	65°9	67°0	67°2	68°0	67°6	67°5	66°4	64°9	64°0	63°6	63°6	63°6
	15	66°9	67°5	68°2	67°7	68°4	68°0	67°0	65°6	64°8	64°4	64°0	63°0
	16	68°2	69°2	69°8	69°3	69°5	68°3	67°4	66°1	65°0	64°6	64°4	64°1
	17	66°8	67°9	67°7	67°7	67°5	67°0	65°8	64°1	63°5	63°0	62°9	63°0
	18	66°2	67°3	68°1	69°2	68°0	67°0	66°3	64°9	64°4	64°1	63°7	63°6
	19	67°7	68°2	68°0	68°0	68°2	67°6	66°6	65°5	64°6	64°6	64°4	64°1
	20	—	—	—	—	—	—	—	—	—	—	—	—
	21	67°3	68°3	69°2	68°7	68°0	67°2	66°7	65°5	64°8	64°5	64°0	63°8
	22	67°1	67°2	67°1	68°4	68°7	68°4	67°2	66°2	65°8	65°7	65°6	65°6
	23	67°1	68°6	69°0	70°1	69°0	67°6	66°5	65°8	65°3	65°0	65°2	64°8
	24	68°2	69°2	70°2	71°0	71°6	71°4	70°6	68°6	66°7	65°2	64°5	64°5
	25	69°1	70°2	71°2	71°7	71°0	69°6	68°5	66°6	65°7	65°2	64°7	64°7
	26	68°4	68°9	68°6	68°9	67°6	67°1	66°3	65°4	65°1	64°7	64°3	64°1
	27	—	—	—	—	—	—	—	—	—	—	—	—
	28	67°6	68°6	69°1	69°8	68°8	67°6	66°4	65°2	64°0	63°4	63°2	63°5
	29	67°2	67°9	67°9	67°7	67°8	67°1	66°4	64°6	64°2	63°8	63°6	63°2
	30	67°2	66°8	66°9	66°8	66°8	66°3	65°4	63°9	63°3	62°9	62°6	62°5
Hourly Means	67°44	68°19	68°53	68°74	68°48	67°86	66°87	65°63	64°90	64°48	64°21	64°04	

STANDARD THERMOMETER.

12	13	14	15	16	17	18	19	20	21	22	23	Daily and Monthly Means.
11	12	13	14	15	16	17	18	19	20	21	22	
63°3	63°1	62°6	62°7	62°6	62°5	62°4	61°9	62°3	63°3	66°2	67°6	65°00
63°0	62°8	62°6	62°1	61°4	62°2	62°5	61°9	62°2	63°5	66°2	67°6	64°90
63°8	63°9	63°5	63°2	63°1	62°9	62°8	63°0	63°2	63°2	64°6	63°8	65°69
63°2	63°2	63°0	62°9	62°6	62°4	62°2	62°0	62°1	63°2	64°7	66°0	64°31
62°6	61°8	61°8	61°6	61°9	62°0	61°4	62°1	62°3	63°0	65°0	66°9	64°34
62°5	62°6	62°6	61°8	62°4	—	—	62°3	62°8	63°6	65°1	65°8	65°09
—	—	—	—	—	—	—	—	—	—	—	—	65°13
62°8	62°6	62°2	62°2	62°2	62°0	62°0	62°8	62°5	63°6	65°8	66°9	65°13
62°9	62°8	62°8	62°5	62°2	62°0	62°2	62°0	62°2	63°5	64°2	65°2	64°94
63°1	62°7	62°6	62°3	62°4	62°3	62°0	61°8	62°2	63°4	65°2	66°3	64°71
63°7	63°4	63°2	63°2	62°4	62°9	62°7	63°2	63°4	63°9	65°7	66°5	65°24
64°0	63°6	63°5	64°0	62°9	62°8	—	62°9	63°2	64°0	64°6	64°6	65°13
64°1	63°8	63°3	63°4	62°8	62°8	62°8	62°5	63°0	63°7	64°0	64°5	64°29
—	—	—	—	—	—	—	—	—	—	—	—	64°21
63°2	63°6	63°1	62°4	62°1	63°1	—	62°4	63°1	64°1	65°7	66°5	64°21
63°6	63°0	63°0	62°6	62°6	62°9	63°0	62°7	63°1	64°1	66°1	66°5	64°93
64°5	64°1	64°0	63°8	63°8	63°6	63°5	63°6	63°6	63°8	66°0	66°5	65°77
64°0	64°0	63°5	63°4	63°2	63°7	63°1	63°2	63°4	64°1	64°9	65°8	65°13
64°0	64°1	63°9	63°6	63°6	63°6	63°2	63°2	63°1	64°1	65°5	66°0	65°38
—	—	—	—	—	—	—	—	—	—	—	—	—
—	—	—	—	—	—	—	—	—	—	—	—	65°23
64°0	63°6	63°4	63°1	62°8	63°1	62°9	63°0	63°2	63°5	65°0	65°2	65°23
64°8	64°5	64°3	64°0	63°8	63°9	63°8	63°6	62°5	64°0	65°3	65°1	65°89
63°9	63°6	63°5	62°6	62°0	62°4	62°1	62°3	62°6	62°7	64°4	64°7	64°65
63°1	62°6	62°5	62°5	61°9	61°8	61°7	61°0	61°7	61°3	62°8	63°3	63°27
62°6	62°5	62°3	62°4	62°3	62°4	61°6	60°5	61°2	62°1	63°3	64°4	63°61
63°0	63°4	63°2	62°3	62°5	62°6	61°6	61°3	61°7	63°2	63°5	64°3	64°09
—	—	—	—	—	—	—	—	—	—	—	—	64°38
62°3	63°3	63°3	62°3	63°2	62°4	62°4	63°2	63°0	63°8	65°9	66°7	64°38
63°6	63°5	63°2	63°3	62°2	62°9	63°0	63°1	63°3	64°0	65°2	66°4	65°19
63°42	63°28	63°08	62°81	62°59	62°72	62°49	62°46	62°68	63°47	64°99	65°72	64°82
63°6	63°5	63°4	63°0	63°1	63°1	62°7	62°3	62°6	63°5	65°2	66°3	65°14
65°1	64°8	64°0	63°4	62°6	62°7	62°7	62°2	62°5	63°4	63°5	64°5	65°54
63°5	63°5	62°6	63°3	63°1	63°0	62°9	63°0	63°6	64°3	66°4	67°6	64°78
64°0	63°5	63°6	63°5	63°2	63°0	63°3	63°1	62°8	63°0	65°2	67°1	65°65
—	—	—	—	—	—	—	—	—	—	—	—	65°06
62°4	62°3	62°6	62°5	62°3	62°0	62°1	62°3	62°6	63°4	64°6	65°7	65°06
63°7	63°6	63°5	63°1	63°0	62°7	62°6	62°2	62°5	64°6	66°4	68°3	65°28
63°6	63°7	63°6	63°6	63°4	63°1	63°0	63°5	63°8	64°7	66°4	67°5	65°53
65°6	65°5	65°3	65°0	64°6	64°9	65°1	64°8	64°8	65°2	66°0	66°9	66°64
64°7	64°9	64°8	64°5	64°5	64°6	64°1	64°2	64°5	65°0	65°2	65°3	65°48
63°7	63°9	63°8	63°7	63°9	63°7	63°8	63°8	63°7	64°5	64°9	65°2	64°50
—	—	—	—	—	—	—	—	—	—	—	—	64°78
64°2	64°0	64°0	63°5	63°4	63°4	63°3	62°7	63°3	63°5	64°2	64°9	64°78
63°7	63°2	62°7	62°9	62°6	62°5	62°4	62°5	62°5	63°3	65°0	65°6	64°51
63°1	63°3	63°4	63°1	63°1	63°0	63°0	63°4	63°4	64°2	65°6	66°7	65°03
64°0	63°9	63°6	63°3	63°1	63°0	62°7	62°6	63°0	62°4	64°0	65°5	65°29
62°9	62°4	62°1	62°0	61°7	62°2	61°6	62°0	62°6	63°9	64°4	65°2	64°16
63°5	63°4	63°0	63°0	62°8	62°9	62°9	62°9	63°0	63°7	65°0	65°7	64°77
—	—	—	—	—	—	—	—	—	—	—	—	64°80
63°4	62°9	62°9	62°6	62°7	62°5	62°1	62°3	62°6	63°3	64°9	65°6	64°80
63°7	63°5	63°2	63°0	63°7	63°1	63°0 ^a	63°1	63°4	64°2	65°6	66°4	65°26
65°3	65°0	64°8	64°5	64°4	64°2	63°9	63°7	63°8	64°7	65°8	66°5	65°82
64°8	64°3	64°9	64°4	63°9	64°0	63°2	63°7	63°4	64°8	65°8	67°3	65°77
64°2	64°1	63°9	63°7	63°5	63°3	63°3	63°1	63°5	64°5	65°8	67°0	66°32
64°3	64°2	64°1	63°7	63°6	63°5	63°3	63°4	63°5	64°1	65°3	67°1	66°18
—	—	—	—	—	—	—	—	—	—	—	—	65°07
63°8	63°8	63°5	63°2	62°5	62°7	62°6	62°6	62°6	63°7	64°7	66°6	65°07
63°1	62°6	62°6	62°2	62°0	62°3	62°3	62°3	62°5	63°3	64°7	65°7	64°70
63°2	62°7	62°6	62°5	62°5	62°1	61°7	62°0	62°0	62°5	64°7	66°3	64°42
62°7	62°2	62°5	62°2	62°0	62°3	62°3	62°1	62°6	64°0	65°5	66°4	64°09
63°84	63°64	63°50	63°28	63°12	63°07	62°92	62°92	63°12	63°91	65°18	66°27	65°18

^a Nine minutes late, not included in the Means.

STANDARD THERMOMETER.													
Hours of Mean Göttingen Time.	0	1	2	3	4	5	6	7	8	9	10	11	
Hours of Mean St. Helena Time.	23	0	1	2	3	4	5	6	7	8	9	10	
MAY.	1	65.9	67.0	67.9	68.5	67.4	66.3	65.2	64.5	63.6	63.0	63.3	63.0
	2	67.2	67.9	67.9	67.9	68.0	67.0	65.6	64.8	64.4	63.9	63.6	63.5
	3	64.1	65.5	66.1	67.2	67.9	67.5	66.1	64.3	63.6	62.2	63.0	62.7
	4	—	—	—	—	—	—	—	—	—	—	—	—
	5	68.0	68.4	68.2	68.9	68.7	67.8	65.6	64.9	64.2	64.0	63.8	63.2
	6	65.4	65.3	65.8	66.0	66.2	66.4	65.5	64.0	62.7	61.9	61.0	61.3
	7	67.7	69.6	70.2	69.2	70.6	70.6	68.4	66.9	65.6	64.7	64.0	63.6
	8	66.5	67.2	67.5	68.3	68.6	67.6	66.5	65.8	65.0	64.3	62.8	63.5
	9	67.4	68.5	69.0	71.0	71.0	69.4	68.0	66.0	64.8	64.4	63.7	64.0
	10	65.9	66.8	67.8	68.7	68.6	67.7	66.1	64.4	63.6	63.3	63.0	62.7
	11	—	—	—	—	—	—	—	—	—	—	—	—
	12	64.6	64.3	63.5	62.9	62.5	62.6	62.2	61.9	61.9	61.7	61.9	62.0
	13	65.7	66.1	67.3	67.7	67.6	66.7	65.5	63.6	61.8	61.4	60.6	60.6
	14	65.6	66.0	65.5	65.4	65.0	64.5	63.7	63.0	62.4	62.0	61.8	61.4
	15	62.6	63.6	63.4	61.3	61.6	61.6	61.6	61.1	60.6	60.0	59.6	60.0
	16	62.7	63.0	62.5	62.4	61.7	62.0	61.6	61.1	60.8	60.5	60.1	60.4
	17	63.1	64.4	64.6	64.5	64.0	64.0	62.8	61.6	61.0	61.5	61.4	61.1
	18	—	—	—	—	—	—	—	—	—	—	—	—
	19	64.3	65.2	65.0	65.5	64.9	64.5	63.7	62.2	62.0	61.6	61.2	61.1
	20	64.5	65.1	64.7	65.5	65.1	64.0	63.2	62.3	62.1	61.8	61.4	61.5
	21	64.2	64.4	64.1	64.2	64.2	63.6	62.9	62.1	61.5	61.4	60.8	60.6
	22	61.8	63.0	64.1	64.4	63.7	62.7	62.1	61.9	61.8	61.6	61.3	61.5
	23	63.2	64.1	65.1	65.9	64.4	64.0	63.1	62.5	62.0	61.1	61.7	60.5
	24	62.0	62.8	63.5	63.6	64.0	63.1	62.9	62.2	61.7	61.0	61.4	61.6
	25	—	—	—	—	—	—	—	—	—	—	—	—
	26	65.5	66.0	66.3	66.0	65.3	65.0	63.6	62.8	62.3	61.7	61.7	62.0
	27	65.5	60.6	65.7	66.3	65.4	64.5	63.7	62.5	61.9	62.1	61.2	61.3
	28	64.7	65.6	65.9	66.0	66.0	65.2	63.9	63.0	62.1	62.1	61.8	61.7
	29	65.2	66.0	66.5	66.2	65.6	65.0	64.0	63.2	62.8	62.5	62.4	62.3
	30	64.8	65.2	65.9	66.0	65.7	64.6	64.1	63.4	62.7	62.4	62.1	62.5
	31	64.2	65.0	64.6	64.6	64.6	64.0	63.3	62.1	61.5	61.5	61.4	61.2
June 1	—	—	—	—	—	—	—	—	—	—	—	—	
Hourly Means	64.90	65.63	65.87	66.08	65.86	65.26	64.26	63.26	62.61	62.21	61.93	61.88	
JUNE.	2	62.5	63.5	63.5	62.6	62.8	62.4	61.6	60.6	60.5	60.4	60.0	60.1
	3	61.5	63.1	62.5	63.0	62.9	62.6	62.0	60.7	60.4	60.0	60.0	59.8
	4	62.8	63.0	63.1	63.8	62.1	62.4	61.3	60.9	60.2	60.0	59.8	60.0
	5	62.8	62.8	64.5	64.7	63.5	63.5	62.5	61.1	60.5	60.3	60.5	60.2
	6	61.7	60.4	60.6	60.8	60.2	60.2	60.1	59.7	59.5	59.3	59.2	59.3
	7	62.4	62.2	62.6	61.6	61.0	61.0	61.0	60.0	59.9	59.6	59.3	59.5
	8	—	—	—	—	—	—	—	—	—	—	—	—
	9	59.8	60.1	60.2	60.6	59.6	59.4	59.2	58.7	58.8	58.1	58.6	58.1
	10	59.7	61.0	61.3	61.0	60.9	60.3	60.0	59.6	58.4	59.0	59.0	58.8
	11	61.1	62.6	61.8	61.9	62.3	60.7	60.7	60.2	59.1	59.1	59.2	58.4
	12	60.5	60.9	61.5	61.4	61.0	60.2	59.4	58.4	58.6	58.2	57.8	58.2
	13	62.0	62.4	62.4	62.5	61.7	61.5	60.9	60.0	59.5	59.2	59.0	58.8
	14	61.0	62.7	63.8	62.5	62.4	62.1	61.1	60.2	59.5	59.2	59.4	58.8
	15	—	—	—	—	—	—	—	—	—	—	—	—
	16	59.6	60.6	60.7	61.1	60.3	60.4	59.6	59.2	58.9	58.8	58.7	58.9
	17	62.0	62.6	63.2	62.0	61.3	60.8	60.1	59.2	58.6	58.0	58.3	58.0
	18	61.6	62.9	63.0	62.9	62.0	61.5	60.7	59.4	59.3	59.3	58.9	59.0
	19	61.1	61.7	61.5	61.5	60.8	60.4	60.0	59.8	59.6	59.7	59.3	59.1
	20	60.6	60.1	60.6	60.1	59.5	59.2	58.9	58.4	58.3	58.4	58.4	58.1
	21	60.5	60.6	61.6	60.7	60.2	59.9	59.6	58.9	58.2	58.2	58.0	58.1
	22	—	—	—	—	—	—	—	—	—	—	—	—
	23	61.5	61.6	61.6	62.0	62.2	62.1	62.2	61.1	60.3	60.0	59.8	59.7
	24	62.1	63.1	64.0	64.4	64.3	64.0	62.9	61.0	59.0	58.5	58.4	58.1
	25	63.0	64.2	65.7	65.9	65.5	64.8	63.9	63.1	62.1	60.9	60.6	60.2
	26	62.8	61.9	61.7	61.3	61.7	62.3	62.0	60.6	59.7	59.5	59.6	60.0
	27	61.8	62.7	62.3	61.6	60.7	60.4	60.0	59.4	59.0	58.4	58.7	58.3
	28	61.6	62.5	62.9	62.0	62.4	62.0	60.9	60.4	60.0	59.7	59.4	59.5
	29	—	—	—	—	—	—	—	—	—	—	—	—
	30	62.4	63.0	63.6	62.7	62.3	61.6	60.9	60.2	60.1	59.7	59.5	59.5
	Hourly Means	61.54	62.09	62.41	62.18	61.54	61.43	60.86	60.03	59.52	59.26	59.18	59.06

STANDARD THERMOMETER.

12	13	14	15	16	17	18	19	20	21	22	23	Daily and Monthly Means.
11	12	13	14	15	16	17	18	19	20	21	22	
63°0	63°0	63°1	63°0	62°7	62°5	62°8	62°7	62°8	63°6	64°6	65°8	64°38
63°0	62°5	62°6	62°5	62°3	62°0	62°8	63°1	62°6	63°0	63°5	63°7	64°39
—	—	—	—	—	—	—	—	—	—	—	—	64°22
63°7	63°3	63°4	63°0	63°2	62°9	62°8	62°7	62°1	63°5	64°2	66°2	64°22
63°0	63°1	63°1	62°7	62°6	62°2	61°5	61°0	61°1	62°7	64°6	65°8	64°55
61°1	61°0	60°5	60°1	59°5	59°7	59°8	59°2	59°4	61°4	63°7	65°7	62°61
62°7	62°7	62°4	62°5	62°1	62°4	62°8	63°0	63°1	63°6	64°7	65°5	65°36
63°2	62°9	63°0	63°0	62°5	62°4	62°5	62°6	62°8	63°5	64°8	66°0	64°70
63°6	63°2	63°2	63°0	63°1	63°1	63°0	63°1	63°1	63°7	64°7	65°3	65°39
—	—	—	—	—	—	—	—	—	—	—	—	64°42
63°2	63°0	63°0	62°7	63°0	62°7	62°9	62°9	63°0	63°4	63°4	64°2	64°42
62°0	61°6	61°5	61°5	60°6	60°6	60°5	60°4	60°3	61°3	63°3	64°7	62°09
60°3	60°6	60°3	61°4	61°2	60°8	61°0	60°5	60°7	61°7	63°6	64°5	62°97
61°1	60°9	61°1	60°6	59°8	59°7	59°2	59°2	59°2	59°5	59°6	61°1	61°97
60°0	59°5	59°3	59°6	59°8	59°8	59°8	59°6	60°0	60°8	61°2	61°0	60°72
60°4	60°5	60°0	59°7	59°8	59°9	60°0	59°8	60°4	61°3	61°7	62°1	61°02
—	—	—	—	—	—	—	—	—	—	—	—	62°29
61°7	61°5	61°5	60°8	61°6	61°3	61°3	61°5	61°5	61°9	62°9	63°5	62°29
61°4	61°5	61°3	60°8	60°9	60°9	61°4	61°0	61°0	61°6	62°7	63°0	62°45
61°4	61°4	61°0	61°1	61°0	60°5	60°8	60°7	61°1	61°8	62°7	63°6	62°43
60°4	60°1	60°2	60°2	60°4	60°5	60°5	60°8	60°4	61°2	61°2	62°3	61°76
61°6	61°2	61°4	61°5	61°8	61°5	60°9	61°0	61°0	61°7	62°5	62°4	62°02
60°2	60°3	60°1	59°9	59°4	59°5	59°0	59°1	59°2	59°5	60°0	61°3	61°46
—	—	—	—	—	—	—	—	—	—	—	—	62°16
62°1	61°7	61°8	61°1	61°3	61°1	61°5	61°5	61°2	62°0	63°1	63°7	62°16
61°5	61°4	61°4	61°6	61°0	60°6	60°6 ^a	60°6	61°1	61°3	62°7	63°6	62°83
61°2	60°6	61°2	60°6	60°7	60°9	60°5	60°5	61°1	61°7	63°0	64°1	62°59
61°5	61°4	61°3	61°6	61°5	61°5	61°6	62°0	62°0	62°4	63°2	63°8	62°99
62°2	62°0	62°0	62°1	62°0	62°0	62°0	61°9	62°1	62°6	63°4	64°2	63°34
62°1	61°8	61°5	61°0	61°0	61°1	61°1	61°7	61°2	61°9	62°6	63°4	62°91
—	—	—	—	—	—	—	—	—	—	—	—	61°63
60°0	60°0	60°0	60°0	59°5	59°5	59°7	59°5	59°6	60°2	61°0	62°1	61°63
61°76	61°58	61°53	61°39	61°27	61°17	61°22	61°17	61°23	61°96	62°91	63°80	62°95
60°0	59°5	58°2	58°2	58°3	58°1	58°2	58°4	59°0	59°4	60°5	61°5	60°41
59°5	59°6	59°5	59°6	59°6	59°5	58°4	58°8	59°1	59°5	60°4	61°5	60°56
59°0	59°9	59°7	59°8	59°3	59°5	58°7	60°1	59°8	61°0	61°1	61°9	60°80
60°1	60°2	60°4	60°0	59°9	59°5	59°8	59°9	60°0	60°1	60°8	60°9	61°19
58°7	57°3	58°2	57°9	58°3	58°0	57°9	58°0	58°4	59°3	60°6	61°4	59°37
—	—	—	—	—	—	—	—	—	—	—	—	59°56
58°7	58°6	58°7	58°0	58°0	57°5	57°8	57°7	57°5	57°6	58°8	60°5	59°56
58°5	58°5	58°7	57°7	58°7	58°3	58°7	58°3	58°2	58°8	59°3	59°7	58°94
58°8	58°9	59°1	59°0	58°9	58°6	58°7	58°5	58°1	58°9	59°6	60°7	59°45
58°8	58°6	58°1	58°4	57°9	58°3	58°0	58°2	57°8	58°4	58°9	60°0	59°52
57°8	57°3	57°5	57°3	57°7	57°5	58°4	58°0	57°9	59°4	59°2	61°0	58°96
59°1	59°0	58°2	58°1	58°8	58°5	58°1	57°6	57°6	58°0	59°4	60°2	59°69
—	—	—	—	—	—	—	—	—	—	—	—	59°77
58°3	58°4	58°4	58°0	58°0	58°3	58°4	58°3	58°4	58°5	59°1	59°6	59°77
58°6	58°4	58°0	58°1	58°0	58°2	58°3	58°0	58°0	58°8	60°1	60°7	59°17
58°4	58°8	58°5	58°7	58°5	59°0	59°0	58°7	58°9	59°4	59°2	59°8	59°62
59°0	59°0	58°7	58°8	58°7	58°7	58°6	58°5	58°6	59°2	59°9	60°6	59°95
59°4	59°2	59°1	59°4	59°3	59°0	59°0	58°9	58°9	59°2	59°8	60°8	59°85
58°3	58°2	57°5	57°5	57°8	57°8	57°2	57°1	57°0	56°8	58°7	59°2	58°49
—	—	—	—	—	—	—	—	—	—	—	—	58°53
57°8	57°7	56°7	56°7	55°5	56°8	57°0	56°7	56°4	57°7	59°6	60°6	58°53
59°6	59°5	59°0	58°8	58°8	58°7	58°1	57°6	57°5	58°6	59°7	60°9	60°04
58°0	57°8	56°7	56°1	55°2	55°2	55°6	55°4	56°6	58°6	60°0	61°5	59°44
60°4	60°5	60°6	60°6	60°6	60°3	60°1	59°9	60°3	59°6	61°5	62°6	61°95
59°0	59°5	58°9	59°0	58°9	58°6	58°1	58°1	58°5	59°0	60°2	61°6	60°10
58°3	58°1	58°5	58°2	57°8	57°2	57°8	58°0	57°9	58°9	59°9	61°6	59°39
—	—	—	—	—	—	—	—	—	—	—	—	60°11
59°2	59°0	59°0	58°8	58°5	58°6	58°5	58°3	58°7	59°1	60°3	61°3	60°11
59°4	59°3	58°4	58°6	58°5	58°0	58°4	58°2	58°4	58°9	59°7	61°1	60°10
58°91	58°83	58°57	58°45	58°42	58°31	58°27	58°21	58°30	58°91	59°85	60°85	59°79

^a Six minutes late, not included in the Means.

STANDARD THERMOMETER.													
Hours of Mean Göttingen Time.	0	1	2	3	4	5	6	7	8	9	10	11	
Hours of Mean St. Helena Time.	23	0	1	2	3	4	5	6	7	8	9	10	
JULY.	1	62.5	62.3	63.0	62.9	62.5	61.9	60.9	60.3	59.7	59.4	59.0	59.1
	2	59.9	61.4	62.2	61.0	61.5	60.8	60.2	59.4	59.5	58.6	59.0	58.8
	3	60.2	60.4	62.0	61.2	61.5	60.9	60.5	60.1	59.7	59.0	59.2	59.2
	4	59.7	60.6	61.6	60.7	59.5	58.6	58.7	58.6	58.6	58.6	58.6	58.4
	5	62.0	62.5	63.4	63.6	63.8	62.6	62.2	61.2	60.4	59.9	59.3	58.9
	6	—	—	—	—	—	—	—	—	—	—	—	—
	7	—	—	—	—	—	—	—	—	—	—	—	—
	8	61.2	63.0	63.3	62.9	62.6	62.6	62.1	61.4	60.3	58.5	57.9	57.0
	9	61.2	62.4	62.9	63.9	63.6	62.7	61.2	60.1	59.4	59.0	58.0	57.0
	10	61.6	62.1	62.1	63.0	63.1	62.4	61.5	60.2	59.8	59.3	59.5	59.5
	11	60.0	60.3	59.9	59.3	59.2	58.9	58.5	58.2	58.0	57.8	57.5	57.0
	12	59.7	59.7	60.7	60.4	59.0	57.8	58.6	57.3	57.1	56.7	56.7	56.1
	13	—	—	—	—	—	—	—	—	—	—	—	—
	14	58.0	59.0	59.4	59.3	59.0	59.0	58.1	57.9	58.2	57.9	57.4	57.0
	15	59.9	61.0	60.5	60.7	61.0	60.7	59.6	59.0	57.8	57.5	57.4	56.8
	16	58.4	59.3	60.0	60.0	59.9	59.6	58.8	58.0	57.4	57.4	57.5	57.1
	17	59.0	60.1	60.0	60.8	60.1	59.3	58.6	57.4	56.7	57.0	56.6	56.5
	18	58.2	59.0	59.5	60.0	59.6	58.9	58.6	57.7	57.5	57.5	57.2	57.0
	19	58.4	58.3	59.0	59.3	59.2	58.9	58.0	57.2	56.6	56.2	55.7	55.9
	20	—	—	—	—	—	—	—	—	—	—	—	—
	21	59.0	60.1	60.8	60.6	61.0	60.3	59.7	58.1	57.2	56.7	56.3	56.0
	22	59.5	60.4	61.2	61.2	61.1	60.9	60.0	59.0	58.5	58.1	57.6	57.6
	23	60.5	60.9	61.6	61.6	61.3	61.0	60.0	59.4	59.1	58.8	58.0	58.0
	24	60.2	60.1	60.5	60.5	60.4	59.7	58.7	57.5	57.0	57.0	56.5	56.5
	25	58.8	59.4	59.1	59.0	58.4	57.9	57.3	56.8	56.5	56.3	56.2	56.0
	26	57.6	57.5	58.7	58.2	58.0	57.9	57.0	56.9	56.6	56.4	56.0	56.6
	27	—	—	—	—	—	—	—	—	—	—	—	—
	28	58.0	58.3	58.2	58.2	58.1	57.3	56.9	56.0	55.7	55.9	55.5	55.9
	29	57.1	58.2	59.0	59.5	58.9	59.1	57.6	56.9	56.3	56.1	56.3	56.3
	30	57.7	58.1	59.7	59.8	59.6	59.0	57.9	56.9	56.5	56.5	56.2	56.5
	31	59.0	58.7	58.7	59.5	59.3	59.1	58.2	57.6	57.0	57.0	56.3	56.2
Hourly Means	59.51	60.12	60.65	60.66	60.43	59.92	59.21	58.43	57.97	57.66	57.36	57.19	
AUGUST.	1	58.0	58.6	59.2	58.4	58.5	58.9	58.0	57.5	57.4	57.4	57.1	57.0
	2	59.1	60.2	60.9	61.1	61.0	59.8	59.3	58.7	58.7	58.4	57.1	57.6
	3	—	—	—	—	—	—	—	—	—	—	—	—
	4	57.9	58.4	59.0	58.6	57.8	57.3	57.0	56.7	56.4	56.1	56.5	55.6
	5	59.3	60.2	60.8	59.4	58.3	58.6	58.0	57.0	57.0	56.9	56.3	56.3
	6	59.4	59.7	59.8	60.2	60.3	59.5	58.9	58.5	58.3	57.9	58.0	58.1
	7	60.0	60.5	59.7	59.9	60.0	59.4	58.1	57.6	57.2	57.0	56.6	56.5
	8	57.8	58.7	59.3	59.5	59.0	58.4	57.6	57.2	57.0	57.0	57.1	56.7
	9	58.6	59.0	59.0	59.6	58.8	58.5	58.1	57.2	57.1	57.1	56.6	56.6
	10	—	—	—	—	—	—	—	—	—	—	—	—
	11	58.5	58.7	59.2	59.6	59.1	58.3	57.4	56.5	56.0	55.4	55.3	55.0
	12	57.0	57.9	58.0	58.5	57.9	57.3	56.4	55.6	55.5	55.0	55.6	55.3
	13	57.1	57.5	56.9	58.5	59.1	58.2	57.1	56.5	56.0	55.8	55.8	55.4
	14	57.4	57.6	57.5	57.7	57.0	57.0	56.6	55.9	55.4	55.5	55.4	55.2
	15	57.7	58.1	58.4	58.5	57.9	57.3	57.0	56.4	56.1	56.0	55.9	55.5
	16	57.5	58.5	58.7	59.0	58.2	57.7	57.2	56.0	56.0	55.7	56.0	55.8
	17	—	—	—	—	—	—	—	—	—	—	—	—
	18	59.7	60.9	60.5	60.6	60.4	59.8	59.0	58.0	57.4	57.0	56.5	56.2
	19	59.6	60.8	60.0	59.5	59.6	59.7	58.4	57.6	57.1	56.9	56.7	56.9
	20	57.9	58.3	58.8	58.5	58.5	57.6	56.0	56.0	55.8	55.6	55.3	55.5
	21	56.1	57.4	58.0	58.2	57.4	57.0	57.0	56.2	56.1	56.0	55.9	56.1
	22	57.0	57.4	58.6	58.5	57.5	57.0	56.6	56.2	56.3	55.8	55.6	55.6
	23	57.6	58.3	58.1	58.1	57.2	57.2	56.5	56.1	55.8	55.7	55.8	55.6
	24	—	—	—	—	—	—	—	—	—	—	—	—
	25	57.7	58.8	59.6	59.0	58.4	58.8	57.6	56.9	57.3	56.1	56.0	56.0
	26	59.3	59.5	59.1	59.2	58.9	58.3	57.6	56.5	56.0	55.6	55.5	55.6
	27	57.1	58.0	57.6	57.7	57.2	57.0	56.7	56.3	55.7	55.1	55.5	55.3
	28	58.2	58.7	58.9	58.6	57.7	57.6	56.0	56.0	55.0	55.0	55.0	54.6
	29	57.6	57.5	59.0	58.1	57.1	57.2	56.8	55.8	55.5	55.7	55.9	55.7
	30	58.2	58.6	58.1	59.1	58.2	58.4	57.1	56.1	55.9	55.6	55.4	55.3
	31	—	—	—	—	—	—	—	—	—	—	—	—
Hourly Means	58.13	58.76	58.95	58.98	58.50	58.15	57.38	56.73	56.46	56.20	56.09	55.96	

STANDARD THERMOMETER.

12	13	14	15	16	17	18	19	20	21	22	23	Daily and Monthly Means.
11	12	13	14	15	16	17	18	19	20	21	22	
59.2	58.8	58.6	58.9	58.4	57.8	58.5	58.2	58.1	58.6	58.6	58.8	59.83
59.0	59.2	58.6	57.7	57.3	57.7	56.9	57.1	57.7	58.3	58.8	59.2	59.16
59.1	59.0	59.0	58.7	58.7	58.4	58.7	58.7	58.6	58.7	58.6	59.1	59.55
58.3	58.6	58.6	58.4	58.4	58.0	58.3	58.3	57.9	58.9	60.1	60.6	59.02
—	—	—	—	—	—	—	—	—	—	—	—	61.65
56.7	56.0	55.0	55.3	56.1	56.0	54.7	54.6	54.3	56.6	58.4	60.0	56.14
57.0	57.5	58.0	58.1	57.5	57.4	57.2	57.2	57.3	58.1	59.6	60.2	59.49
56.6	56.1	55.7	56.5	57.0	57.0	57.0	57.5	57.1	58.2	59.3	60.4	59.16
58.9	58.6	58.5	58.2	58.0	58.0	58.1	58.3	58.4	58.8	59.1	60.0	59.87
57.5	56.9	57.7	57.0	57.3	56.8	56.6	56.6	57.4	57.4	58.1	58.6	58.02
—	—	—	—	—	—	—	—	—	—	—	—	57.52
57.5	57.0	56.9	56.5	56.6	56.6	56.5	56.5	56.5	56.3	57.0	56.9	57.81
57.1	57.6	57.1	57.0	56.3	56.6	56.3	57.0	57.1	57.5	58.2	59.5	57.81
56.3	56.2	55.9	56.3	56.0	55.7	56.3	56.0	56.0	57.0	57.3	58.2	57.88
56.7	56.6	56.7 ^a	56.6	56.8	56.0	55.6	55.6	55.8	56.3	58.4	59.0	57.65
56.4	56.5	56.0	56.6	56.3	56.3	56.3	55.8	55.4	57.0	57.5	58.0	57.51
56.4	56.0	55.3	55.5	55.4	55.4	54.6	53.5	54.1	54.9	56.7	58.6	56.96
—	—	—	—	—	—	—	—	—	—	—	—	56.43
54.5	54.7	54.6	54.7	54.5	54.5	54.3	54.9	54.5	55.5	57.1	57.8	57.71
56.1	56.0	55.7	56.2	56.0	55.5	55.5	55.7	56.4	57.5	59.3	59.3	58.47
56.8	57.0	57.0	56.7	56.7	57.0	57.1	56.6	57.1	58.1	58.5	59.6	58.47
57.7	57.3	57.0	56.9	56.5	56.0	56.3	56.3	56.5	57.0	57.5	58.2	57.59
56.5	56.2	56.0	56.1	56.0	56.0	55.7	55.7	56.0	56.5	58.6	58.2	56.70
56.0	55.3	55.8	55.8	55.6	55.5	55.5	55.4	55.4	55.4	56.2	57.3	56.28
—	—	—	—	—	—	—	—	—	—	—	—	56.15
55.7	55.7	55.1	54.9	55.3	54.6	54.8	54.7	54.7	54.5	56.3	57.0	56.59
55.4	55.2	55.4	55.5	55.0	55.3	54.7	54.6	54.7	54.8	55.8	56.7	56.95
56.0	55.6	55.7	55.6	55.0	55.1	55.0	55.0	55.2	55.6	56.3	57.4	56.8
56.0	56.1	56.1	56.0	55.9	55.5	55.0	55.1	55.4	56.0	57.4	58.0	57.98
55.8	55.7	56.1	55.8	55.8	55.7	55.5	56.0	55.3	55.6	56.1	56.8	56.95
56.89	56.75	56.62	56.59	56.48	56.32	56.19	56.19	56.27	56.89	57.88	58.58	57.98
57.5	57.4	57.6	57.3	57.1	56.9	56.7	56.9	57.0	57.3	58.2	58.4	57.68
—	—	—	—	—	—	—	—	—	—	—	—	57.44
55.8	55.9	55.5	55.3	55.3	54.9	55.0	55.0	55.3	55.6	56.1	57.0	56.52
55.9	55.7	55.6	55.4	55.0	54.7	55.4	55.4	55.7	55.6	57.0	57.7	57.32
56.0	56.0	56.0	55.7	56.3	55.8	56.0	55.6	56.4	57.3	57.6	58.9	58.37
57.5	57.5	57.0	57.3	57.0	57.4	57.5	57.0	57.7	57.9	59.1	59.4	57.40
56.4	56.4	56.5	56.3	56.2	56.0	55.8	55.7	56.1	56.1	56.6	57.1	57.36
56.8	57.0	56.6	56.6	56.5	56.6	56.6	56.5	56.4	56.7	57.3	57.7	56.79
—	—	—	—	—	—	—	—	—	—	—	—	56.17
55.2	55.3	55.2	55.1	55.0	54.8	55.1	54.6	55.2	56.0	57.0	58.3	55.84
54.6	55.1	55.0	55.0	54.7	54.5	54.5	54.7	54.5	54.8	55.6	56.0	55.82
55.2	54.6	54.8	55.0	54.9	54.6	54.5	54.5	54.5	55.3	55.8	56.5	55.84
55.4	55.2	54.6	54.2	54.1	53.9	54.0	54.0	54.0	54.1	56.0	56.4	55.84
55.1	55.1	54.7	55.0	54.8	54.7	54.6	55.0	54.6	55.2	56.2	57.0	56.08
55.5	55.2	55.1	54.9	54.8	54.6	54.2	54.1	54.6	55.2	56.0	57.0	56.69
—	—	—	—	—	—	—	—	—	—	—	—	57.44
57.5	57.0	57.0	56.2	55.6	55.6	55.1	55.0	55.0	55.3	56.6	58.3	57.40
56.1	55.7	55.6	55.7	55.5	55.4	55.6	55.5	55.7	56.2	57.1	58.5	55.90
56.7	56.8	56.5	56.0	56.0	55.7	55.5	55.4	55.6	55.8	57.2	57.6	56.55
55.3	55.4	54.7	54.6	54.3	54.2	54.3	54.5	54.3	54.8	55.5	56.0	56.19
56.5	56.2	56.4	56.0	56.0	56.0	55.8	55.9	56.0	56.3	56.7	57.9	55.59
56.0	55.8	55.7	55.2	55.2	55.6	55.0	55.0	55.2	55.4	55.9	56.6	56.75
—	—	—	—	—	—	—	—	—	—	—	—	56.32
54.2	54.2	54.3	54.0	54.1	53.6	53.9	53.4	53.9	54.3	55.5	56.8	56.32
56.2	56.0	56.0	55.5	55.4	55.0	55.7	54.8	54.8	55.8	56.7	58.0	56.73
55.4	55.1	55.0	54.5	54.6	54.6	54.4	54.3	54.8	55.1	55.7	57.2	55.72
55.3	55.0	54.6	54.5	54.0	54.5	54.1	54.0	53.7	55.0	56.4	57.3	55.72
54.3	54.8	54.2	54.0	53.9	53.9	54.4	54.1	54.4	54.7	55.9	57.3	56.19
56.0	55.5	55.3	54.7	54.9	54.9	54.9	55.0	55.3	56.2	57.2	56.8	56.31
—	—	—	—	—	—	—	—	—	—	—	—	56.59
56.0	56.0	54.7	54.4	55.0	54.8	55.2	55.0	54.7	55.8	57.3	56.6	56.59
55.86	55.77	55.55	55.32	55.24	55.12	55.15	55.03	55.21	55.68	56.62	57.39	56.59

^a Four minutes late.

STANDARD THERMOMETER.														
Hours of Mean Göttingen Time.	0	1	2	3	4	5	6	7	8	9	10	11		
Hours of Mean St. Helena Time.	23	0	1	2	3	4	5	6	7	8	9	10		
SEPTEMBER.	1	56°3	57°7	60°3	60°3	58°8	58°6	57°5	56°5	56°0	55°9	55°4	55°2	
	2	58°3	59°6	60°2	59°5	59°1	58°5	57°7	56°5	56°0	55°1	55°4	55°3	
	3	57°4	59°4	59°0	57°7	58°2	57°2	57°2	56°5	56°1	55°8	55°9	55°9	
	4	57°3	58°2	58°2	57°9	57°4	58°1	56°1	55°5	55°0	54°9	55°0	54°6	
	5	56°5	57°5	59°2	58°7	58°5	58°6	57°5	56°5	55°9	55°3	54°8	54°7	
	6	58°7	59°4	59°5	59°9	59°0	59°1	57°7	57°0	56°2	56°1	55°7	55°7	
	7	—	—	—	—	—	—	—	—	—	—	—	—	
	8	57°0	57°1	57°6	58°0	57°7	57°5	56°0	56°3	56°0	56°0	56°0	56°0	55°9
	9	57°0	57°9	58°7	59°2	57°6	58°0	57°0	56°6	56°2	56°5	56°0	56°0	56°0
	10	56°6	56°8	56°6	57°6	57°9	57°0	56°7	55°7	55°4	55°5	55°6	55°2	
	11	56°3	56°6	57°0	56°8	56°6	56°6	55°7	55°3	54°6	54°8	54°6	54°6	
	12	56°5	57°7	58°9	58°0	58°0	57°5	57°1	56°3	55°9	55°7	55°7	55°0	
	13	59°9	60°0	60°6	60°3	58°8	58°9	57°0	57°0	56°3	56°4	55°6	55°9	
	14	—	—	—	—	—	—	—	—	—	—	—	—	
	15	57°6	57°7	58°4	58°0	57°7	57°3	56°5	55°7	55°7	55°4	55°4	54°9	
	16	57°5	57°5	58°5	58°4	58°8	57°7	57°5	56°5	56°1	55°9	55°9	55°5	
	17	57°9	58°0	59°1	59°5	59°5	58°5	58°0	57°3	56°6	56°1	56°2	56°2	
	18	57°3	57°8	58°6	59°0	58°1	57°7	57°1	56°4	56°6	55°9	55°5	55°6	
	19	58°2	59°4	60°2	60°0	59°8	58°7	58°0	56°7	56°5	56°5	56°1	56°0	
	20	60°2	60°7	61°7	61°6	60°6	59°8	59°0	58°0	57°6	57°6	57°6	57°5	
	21	—	—	—	—	—	—	—	—	—	—	—	—	
	22	59°0	59°6	60°2	59°5	59°2	58°9	57°7	56°2	56°0	55°5	55°1	55°3	
	23	57°0	58°7	57°7	57°1	57°2	56°9	56°5	56°0	55°5	55°4	55°3	55°5	
	24	59°0	59°4	59°2	60°0	59°0	58°4	57°9	56°8	56°4	55°9	55°5	55°2	
	25	57°5	58°0	58°2	59°1	59°9	59°0	57°6	56°7	56°0	56°0	55°7	55°8	
	26	58°8	59°7	60°2	60°9	60°2	59°3	58°2	56°8	56°4	56°5	56°3	56°2	
	27	60°2	60°0	60°6	59°6	60°1	57°9	57°9	57°2	56°5	55°8	55°7	55°8	
	28	—	—	—	—	—	—	—	—	—	—	—	—	
	29	58°7	58°6	59°0	60°0	60°3	60°0	59°0	57°9	57°2	56°6	56°3	56°2	
	30	58°2	59°7	60°0	59°0	58°7	58°5	57°0	56°6	56°4	55°6	55°2	55°5	
Hourly Means	57°88	58°57	59°13	59°06	58°72	58°24	57°35	56°56	56°12	55°87	55°67	55°58		
OCTOBER.	1	57°7	59°0	60°0	58°6	58°0	57°9	57°6	56°9	56°5	55°9	55°8	55°9	
	2	59°0	59°2	60°6	61°2	60°5	59°5	58°1	57°2	56°8	56°7	56°3	56°2	
	3	61°0	61°7	62°6	62°9	61°5	60°0	59°0	58°0	57°4	56°9	57°0	56°5	
	4	59°3	60°3	60°6	60°7	59°6	59°2	58°5	57°6	57°3	57°0	56°6	56°7	
	5	—	—	—	—	—	—	—	—	—	—	—	—	
	6	65°4	66°1	67°1	67°7	67°8	66°1	64°6	63°0	60°0	59°7	59°1	58°5	
	7	61°5	62°7	64°7	65°5	63°6	62°6	61°4	60°1	59°7	59°4	59°4	59°3	
	8	59°4	60°2	61°0	60°6	59°7	59°5	58°7	58°1	58°1	57°7	57°7	57°6	
	9	61°0	61°5	62°5	63°0	62°4	61°2	60°6	59°3	58°6	58°3	58°1	57°6	
	10	62°1	62°4	63°5	63°6	64°5	63°9	63°0	61°4	59°9	59°8	59°2	58°7	
	11	63°4	64°3	65°1	65°1	65°0	65°0	63°2	61°9	60°7	59°9	59°5	59°6	
	12	—	—	—	—	—	—	—	—	—	—	—	—	
	13	63°9	64°5	64°5	64°5	64°2	63°5	62°5	60°8	60°0	59°8	59°5	59°5	
	14	61°3	62°4	63°6	63°4	62°6	61°7	60°7	60°1	60°0	59°4	59°6	59°1	
	15	62°4	63°4	64°4	65°2	63°5	62°4	60°7	59°6	59°2	59°0	59°2	58°8	
	16	62°5	63°3	63°6	63°6	63°0	61°7	60°5	59°5	58°6	58°3	58°4	58°4	
	17	63°0	63°7	64°5	62°6	62°7	62°4	61°0	59°8	58°6	58°6	58°5	58°5	
	18	62°0	62°9	62°0	63°2	62°3	61°9	60°5	59°1	58°7	58°5	58°6	58°7	
	19	—	—	—	—	—	—	—	—	—	—	—	—	
	20	60°3	60°4	61°4	62°5	60°5	60°4	59°5	58°7	58°3	57°7	57°7	57°6	
	21	58°8	60°8	61°4	62°7	62°6	62°2	59°9	59°2	58°9	58°1	58°4	58°4	
	22	60°5	61°9	61°5	61°0	59°9	59°8	59°5	58°2	57°8	57°6	58°1	57°5	
	23	61°9	61°2	61°1	60°7	60°2	59°5	59°2	58°7	58°4	58°3	57°6	58°2	
	24	59°7	59°5	60°1	59°8	60°3	59°9	59°2	58°5	58°3	58°0	57°9	58°0	
	25	61°4	62°0	63°3	63°9	63°2	61°7	60°9	59°8	59°0	58°6	58°3	58°5	
	26	—	—	—	—	—	—	—	—	—	—	—	—	
	27	62°2	63°3	64°4	63°6	63°2	62°3	61°3	60°3	59°6	59°4	59°0	58°8	
	28	61°0	62°6	62°6	63°1	62°7	61°6	60°5	59°5	58°9	58°6	58°5	58°5	
	29	61°1	63°4	62°9	63°9	62°7	62°8	61°0	60°3	59°1	59°0	58°4	58°3	
	30	58°8	60°4	59°1	60°3	60°0	60°5	60°0	58°7	58°4	58°3	58°1	58°3	
	31	61°6	63°2	63°6	65°0	63°5	62°0	61°0	60°2	59°0	59°1	58°9	58°8	
Hourly Means	61°19	62°09	62°66	62°89	62°21	61°53	60°47	59°43	58°73	58°43	58°27	58°17		

STANDARD THERMOMETER.												
12	13	14	15	16	17	18	19	20	21	22	23	Daily and Monthly Means.
11	12	13	14	15	16	17	18	19	20	21	22	
55.6	55.3	55.3	55.1	55.0	54.8	54.6	54.7	54.2	55.2	55.7	57.1	56.29
55.1	55.5	54.7	55.3	54.7	55.0	54.6	54.5	54.7	55.1	56.0	56.5	56.37
55.8	55.5	55.3	55.0	55.0	55.0	55.0	54.4	54.5	54.7	56.0	56.1	56.19
54.6	54.3	54.1	54.0	53.8	53.8	54.0	53.8	54.0	54.6	55.6	55.8	55.44
54.7	53.7	53.0	53.1	52.0	52.3	53.0	53.1	53.5	54.8	56.3	58.0	55.47
—	—	—	—	—	—	—	—	—	—	—	—	—
55.1	55.2	55.1	54.7	54.5	54.5	54.6	55.0	54.7	55.3	56.0	56.6	56.47
55.8	55.8	55.7	55.5	55.6	55.3	55.4	55.1	55.4	56.0	56.4	56.9	56.25
55.9	55.7	55.6	55.5	55.3	55.2	54.7	54.7	54.7	55.1	55.8	56.4	56.30
54.9	55.0	55.1	54.3	54.6	54.0	53.6	54.0	54.0	54.9	55.2	56.1	55.51
54.5	54.0	54.3	53.6	53.9	53.7	53.4	53.3	53.4	53.6	54.6	55.5	54.89
54.7	54.6	55.3	54.7	54.5	54.5	54.5	54.9	55.4	56.0	57.3	58.0	56.11
—	—	—	—	—	—	—	—	—	—	—	—	—
56.0	56.0	55.3	55.1	54.7	54.5	54.9	55.1	55.4	55.8	56.5	57.2	56.80
54.9	54.8	54.3	54.1	54.0	53.6	53.8	53.8	53.9	54.4	55.3	56.7	55.58
55.6	55.8	55.5	55.2	54.9	54.8	54.6	54.5	54.5	55.0	56.3	56.3	56.20
55.9	55.9	55.3	55.0	54.8	54.5	54.2	54.4	54.6	54.9	55.7	56.2	56.43
55.4	55.3	55.0	54.7	54.6	54.9	54.7	54.5	55.0	55.5	57.0	57.5	56.24
56.1	55.5	55.5	55.4	55.7	55.5	55.5	55.6	55.9	56.7	57.9	58.4	57.07
—	—	—	—	—	—	—	—	—	—	—	—	—
56.1	56.2	56.2	56.3	56.0	55.9	54.6	54.5	54.6	54.9	56.2	58.0	57.56
55.3	55.3	55.4	54.5	54.7	54.2	53.7	53.8	54.2	55.0	56.1	56.4	56.28
55.3	55.0	55.1	55.3	54.7	54.9	55.1	54.9	55.2	55.6	56.5	58.2	56.02
55.3	54.9	54.7	54.7	54.7	54.8	54.8	54.7	54.8	55.6	56.0	57.5	56.47
55.8	55.6	55.5	55.2	54.9	55.0	55.0	54.8	55.3	55.2	56.6	57.4	56.49
56.0	56.1	56.0	55.5	55.6	55.6	55.5	55.4	55.1	56.0	57.1	59.5	57.20
—	—	—	—	—	—	—	—	—	—	—	—	—
56.4	56.3	56.1	55.2	55.5	55.6	55.6	56.0	55.6	56.6	57.0	58.4	57.15
56.0	55.8	55.5	55.4	55.3	55.3	55.1	55.3	55.1	55.9	56.6	57.5	57.02
55.5	55.4	55.0	54.8	54.5	54.6	54.6	54.5	54.7	55.5	56.5	57.5	56.39
55.47	55.33	55.15	54.89	54.75	54.68	54.58	54.59	54.71	55.30	56.24	57.14	56.31
55.7	55.6	55.4	55.2	55.0	55.0	55.1	54.9	55.1	56.0	57.0	57.5	56.55
56.4	56.0	55.8	55.7	55.3	55.6	55.6	55.4	56.0	56.9	58.1	59.9	57.42
56.5	56.3	56.2	55.8	55.6	55.8	55.7	55.5	55.7	56.4	57.6	58.3	57.91
—	—	—	—	—	—	—	—	—	—	—	—	—
57.9	57.7	57.3	57.0	57.0	56.8	56.8	57.0	57.6	59.4	61.5	63.8	58.47
58.0	57.5	57.6	57.5	57.6	57.6	57.9	57.7	58.1	59.0	59.8	61.3	61.03
59.3	59.3	58.2	58.6	58.2	57.9	57.8	57.6	58.3	59.0	58.9	59.4	60.10
57.2	57.3	57.5	57.0	57.0	56.6	57.0	56.3	57.1	58.2	58.9	59.5	58.25
57.6	57.1	57.1	56.7	56.9	56.6	56.5	56.6	57.0	58.1	59.9	61.1	58.97
57.6	58.4	58.6	58.5	58.1	58.1	57.9	58.1	58.3	59.1	60.5	61.5	60.28
—	—	—	—	—	—	—	—	—	—	—	—	—
58.7	58.6	58.7	58.5	58.6	58.5	58.4	58.6	58.9	60.0	61.5	63.1	61.03
59.5	59.5	59.4	59.5	58.8	58.6	58.5	58.4	58.3	58.7	59.6	60.2	60.67
59.0	58.9	58.6	58.5	58.4	58.4	58.4	58.0	58.4	58.6	59.5	60.7	59.97
58.1	58.5	57.9	57.7	57.8	57.5	57.8	57.7	58.3	59.2	60.8	61.7	60.03
58.0	57.9	58.1	58.1	58.2	58.3	58.0	58.2	57.9	58.4	59.5	60.7	59.69
58.5	58.1	58.1	57.7	57.4	57.7	57.1	57.1	58.0	58.4	59.4	60.9	59.68
—	—	—	—	—	—	—	—	—	—	—	—	—
56.6	56.4	56.5	56.1	55.9	56.1	55.9	55.6	55.7	57.0	57.2	58.9	58.59
57.1	56.7	57.0	56.9	56.7	56.8	56.7	56.6	56.9	57.5	58.0	59.3	58.38
58.1	57.6	57.2	57.3	57.7	57.7	57.4	57.1	57.6	57.4	59.0	58.9	58.93
57.6	57.6	57.5	57.2	57.8	57.7	57.0	56.5	57.9	57.6	59.2	59.3	58.59
57.8	57.9	57.5	57.3	56.5	56.4	56.6	56.7	57.1	57.7	58.6	59.0	58.50
57.6	57.0	57.1	56.9	57.0	57.2	57.0	56.9	57.3	57.8	58.7	59.7	58.31
—	—	—	—	—	—	—	—	—	—	—	—	—
58.6	58.1	58.3	58.1	57.6	57.4	57.7	57.6	58.0	59.1	60.7	60.6	59.68
58.7	58.6	58.2	58.1	58.0	57.8	57.8	58.1	58.2	59.1	59.9	59.6	59.98
58.2	57.8	58.1	58.1	57.8	57.9	57.7	57.8	58.2	59.3	60.1	60.6	59.57
58.1	57.7	57.8	57.7	57.1	57.4	56.9	57.2	57.8	59.0	59.5	59.2	59.51
58.1	57.8	57.6	57.5	57.4	57.1	57.0	57.1	57.3	58.2	59.9	60.7	58.61
59.0	57.6	57.9	58.0	56.7	57.4	57.0	56.7	57.2	57.8	58.9	58.7	59.53
57.91	57.69	57.60	57.45	57.26	57.26	57.16	57.07	57.49	58.26	59.34	60.15	59.19

STANDARD THERMOMETER.													
Hours of Mean Göttingen Time.	0	1	2	3	4	5	6	7	8	9	10	11	
Hours of Mean St. Helena Time.	23	0	1	2	3	4	5	6	7	8	9	10	
NOVEMBER.	1	61°0	62°6	63°5	61°5	61°2	60°6	60°0	58°6	58°8	58°5	58°1	57°7
	2	—	—	—	—	—	—	—	—	—	—	—	—
	3	57°7	59°0	59°8	59°7	60°0	60°0	58°9	57°7	57°2	57°1	57°1	57°0
	4	61°6	62°1	60°5	59°4	61°0	60°4	59°0	58°0	57°4	57°3	57°7	57°6
	5	61°7	62°3	63°0	63°1	61°6	61°2	59°1	59°2	58°5	58°1	57°1	57°1
	6	61°0	61°9	61°4	61°4	62°0	61°3	60°4	59°4	58°3	58°4	58°2	58°0
	7	59°9	60°8	60°5	61°1	60°6	60°0	59°3	58°7	58°0	57°7	57°6	57°5
	8	59°3	60°2	61°0	61°6	61°1	60°1	59°3	58°8	58°4	58°0	57°6	57°7
	9	—	—	—	—	—	—	—	—	—	—	—	—
	10	61°0	62°3	63°1	62°3	61°6	60°9	60°1	59°0	58°7	58°5	58°0	58°0
	11	60°2	61°4	62°3	62°4	61°2	60°6	60°1	59°1	58°3	58°3	58°0	57°7
	12	61°1	63°3	64°7	65°5	64°2	63°5	61°7	59°9	58°8	58°8	58°2	57°8
	13	61°3	62°3	63°7	63°3	62°6	62°1	60°9	59°6	59°1	58°8	58°6	58°5
	14	61°2	62°0	62°9	62°7	62°2	61°5	60°2	59°5	58°9	58°6	58°6	58°4
	15	62°0	62°2	62°2	62°6	62°1	61°4	60°3	59°5	59°0	58°4	58°5	58°3
	16	—	—	—	—	—	—	—	—	—	—	—	—
	17	62°8	64°0	64°0	64°8	64°3	63°6	60°9	59°7	59°0	58°3	57°7	57°3
	18	61°6	63°1	65°2	64°9	62°8	61°3	60°2	59°2	58°6	58°1	58°3	58°0
	19	63°0	62°1	61°6	63°5	63°3	63°0	61°1	59°6	58°6	58°3	57°9	57°6
	20	63°0	65°1	65°5	65°5	65°1	63°5	62°0	60°2	59°0	58°1	58°3	58°3
	21	61°7	63°2	63°8	65°1	62°8	62°4	61°4	59°7	59°2	58°3	58°5	57°6
	22	57°7	59°6	62°2	63°2	63°0	61°7	60°3	59°0	58°1	57°6	57°7	57°3
	23	—	—	—	—	—	—	—	—	—	—	—	—
	24	63°7	66°0	66°3	66°4	65°9	65°1	63°0	61°4	60°0	59°1	58°9	58°7
	25	63°4	64°1	65°2	66°1	65°0	63°0	62°7	61°0	59°6	59°1	59°0	59°0
	26	61°8	61°5	62°5	61°9	61°6	61°4	60°6	59°3	58°6	57°6	57°4	57°6
	27	62°9	64°3	64°7	64°9	65°2	63°1	61°5	59°8	58°9	58°6	58°5	58°2
	28	63°0	64°6	64°3	65°6	62°4	63°3	61°0	60°0	59°3	58°6	58°2	58°0
	29	59°1	61°1	62°6	60°0	59°2	60°1	59°3	58°8	57°3	58°3	58°0	58°0
	30	—	—	—	—	—	—	—	—	—	—	—	—
Hourly Means	61°31	62°44	63°06	63°14	62°48	61°80	60°53	59°39	58°64	58°26	58°07	57°88	
DECEMBER.	1	61°5	63°1	64°6	64°0	64°4	63°5	61°2	59°7	59°0	58°5	58°4	58°2
	2	59°5	61°0	62°0	61°9	61°5	60°6	59°0	58°3	58°1	58°2	57°6	57°6
	3	59°1	60°0	61°8	62°1	62°6	60°3	59°6	59°0	58°3	57°5	57°5	56°9
	4	59°0	59°6	60°1	60°3	61°0	60°6	59°6	58°6	58°0	57°9	57°5	57°4
	5	61°4	62°5	63°0	62°7	62°4	62°5	60°4	59°6	58°5	58°0	58°5	58°0
	6	61°6	63°0	63°0	63°7	62°4	61°2	60°4	59°5	58°7	58°6	58°5	58°0
	7	—	—	—	—	—	—	—	—	—	—	—	—
	8	62°1	62°9	63°8	63°7	63°2	62°8	61°6	60°9	60°0	59°5	59°3	59°4
	9	62°7	64°1	65°2	65°0	64°6	63°5	61°7	60°5	59°9	59°5	59°3	58°8
	10	64°2	64°7	64°5	62°9	62°2	62°9	61°3	60°5	60°0	59°5	59°3	59°1
	11	63°9	65°1	65°7	64°5	62°3	61°7	60°8	60°1	59°9	59°5	59°4	59°4
	12	63°4	65°3	66°3	66°7	66°2	65°5	64°0	62°1	60°6	60°1	59°9	60°1
	13	63°0	63°1	63°0	64°6	65°1	63°4	62°6	61°2	60°7	60°3	59°9	59°5
	14	—	—	—	—	—	—	—	—	—	—	—	—
	15	64°6	65°1	65°2	65°4	64°6	64°1	62°6	61°6	60°4	60°2	59°9	59°6
	16	62°6	62°8	63°0	64°1	62°9	62°3	61°7	60°5	59°8	59°9	59°7	59°6
	17	61°5	62°6	62°4	62°4	62°0	61°5	61°1	60°9	60°1	59°9	59°8	59°5
	18	61°9	62°9	62°9	63°5	63°2	62°1	61°9	60°8	60°0	59°8	59°4	59°7
	19	62°5	63°8	64°3	63°3	63°0	63°3	62°5	61°1	60°4	60°1	59°8	59°9
	20	63°7	64°8	65°3	64°7	65°0	63°2	62°7	61°7	60°5	60°4	60°1	60°0
	21	—	—	—	—	—	—	—	—	—	—	—	—
	22	63°0	63°8	63°1	63°9	63°3	62°7	62°0	61°3	60°7	60°5	60°5	60°2
	23	66°4	66°7	67°1	67°4	66°5	65°0	63°6	61°9	61°0	60°8	60°5	60°3
	24	64°2	65°1	65°4	63°0	64°0	65°1	63°4	62°0	61°3	60°4	60°3	60°4
	25 ^a	—	—	—	—	—	—	—	—	—	—	—	—
	26	64°0	66°6	67°7	66°8	66°6	66°7	64°3	62°9	61°7	61°6	61°1	61°1
	27	64°5	66°5	66°1	67°5	67°0	66°6	64°5	63°1	62°0	61°9	61°7	61°3
	28	—	—	—	—	—	—	—	—	—	—	—	—
	29	65°3	66°9	67°6	68°0	68°6	68°0	65°6	64°0	63°1	62°1	61°8	61°9
	30	65°0	66°1	67°5	67°1	66°3	64°7	64°7	63°5	62°2	61°8	61°6	61°5
	31	66°6	67°4	66°9	66°0	66°7	65°4	66°0	64°0	62°7	62°2	62°0	61°9
Hourly Means	62°97	64°06	64°52	64°43	64°14	63°43	62°26	61°13	60°29	59°95	59°74	59°59	

^a Four and a half minutes late.

STANDARD THERMOMETER.

12	13	14	15	16	17	18	19	20	21	22	23	Daily and Monthly Means.
11	12	13	14	15	16	17	18	19	20	21	22	
56.3	56.4	56.1	56.0	55.6	55.7	55.9	56.1	56.2	56.3	57.0	57.5	58.22
56.8	56.4	56.5	55.9	56.0	56.1	56.6	55.9	56.6	57.2	58.8	60.2	
57.2	57.3	57.1	56.7	56.7	56.7	56.6	56.9	57.0	58.1	59.2	60.7	58.42
58.4	58.1	57.9	57.8	57.7	57.6	57.9	57.6	57.9	58.5	59.4	60.4	59.22
58.0	57.9	57.7	57.5	57.2	57.1	57.2	57.2	57.3	57.7	58.1	58.6	58.90
57.6	57.5	57.2	56.9	57.0	56.6	56.5	56.4	57.0	57.3	58.3	58.7	58.28
58.1	57.9	57.6	57.5	57.4	57.5	57.0	57.2	57.6	58.8	59.1	60.3	58.71
58.0	58.0	57.6 ^a	57.6	57.4	57.8	57.4	57.8	57.6	57.8	58.3	58.7	
57.7	57.6	57.3	57.3	57.1	56.9	56.9	57.1	57.1	57.7	59.2	60.3	58.82
57.6	57.5	57.5	57.3	57.2	57.1	57.0	57.0	57.4	58.1	59.2	60.3	59.61
58.3	58.3	58.0	57.7	57.8	58.0	57.5	57.7	58.0	58.5	59.6	60.3	59.60
57.8	57.8	58.0	57.8	57.5	57.3	57.5	57.8	58.0	58.7	59.7	60.9	59.40
57.6	57.6	57.2	57.2	57.1	57.0	57.5	57.2	58.2	58.5	59.9	62.2	59.32
57.6	57.3	57.0	57.4	56.8	57.2	57.0	57.0	57.0	58.1	60.0	61.1	
57.8	57.7	57.3	57.0	57.1	57.0	56.3	56.4	56.9	57.5	59.5	61.5	59.30
57.8	57.8	57.0	57.0	56.7	56.6	57.0	57.1	57.5	58.4	59.9	61.4	59.32
58.5	57.5	57.6	57.6	57.3	57.6	56.7	56.8	58.1	58.8	59.1	61.1	60.01
56.9	57.2	57.0	56.7	57.0	56.5	55.8	56.1	57.3	56.4	57.5	59.5	59.07
58.3	58.0	58.1	57.6	57.4	57.1	57.1	57.4	59.0	60.2	62.2	61.7	59.23
58.6	58.0	58.2	57.7	57.3	57.1	57.1	57.0	58.5	60.1	60.9	62.0	
58.5	58.0	58.0	57.9	57.8	57.4	57.3	57.4	58.4	58.5	58.5	60.7	60.23
57.3	57.0	56.8	56.7	57.0	57.1	57.3	56.9	57.6	59.3	61.9	61.0	59.07
58.0	57.7	57.5	57.5	57.3	57.5	57.2	56.7	57.6	59.5	60.4	62.5	60.00
57.6	57.4	57.7	57.5	57.5	58.1	57.5	57.0	57.4	58.2	59.0	59.7	59.70
57.8	57.4	57.5	57.5	57.3	57.0	56.7	57.4	57.1	57.4	57.8	59.8	58.44
57.76	57.57	57.42	57.25	57.13	57.10	56.98	57.00	57.53	58.22	59.29	60.44	
58.5	58.3	58.1	58.0	58.0	57.4	57.3	56.8	57.7	57.6	57.6	58.6	59.58
57.6	57.5	57.3	57.0	56.6	56.5	56.5	56.7	56.9	57.6	58.0	58.0	58.40
57.2	56.9	56.4	56.4	56.0	55.9	56.0	55.7	56.1	56.6	57.4	58.2	58.06
57.1	56.9	57.1	56.4	56.5	56.4	56.4	56.1	56.6	57.2	58.3	59.1	58.07
57.7	57.7	57.1	57.0	57.0	57.0	56.7	56.7	56.9	57.7	58.9	59.3	59.05
59.2	59.0	58.7	58.6	58.5	58.2	58.5	58.4	58.5	59.5	59.8	60.5	59.83
59.3	59.2	59.1	59.0	58.5	58.4	58.2	58.2	58.6	59.1	60.7	61.6	
58.7	58.5	58.6	58.6	58.5	58.1	57.9	58.1	58.5	59.9	61.4	63.0	60.61
59.0	59.0	58.7	58.6	58.5	58.5	58.5	58.6	59.3	60.1	61.2	62.5	60.57
58.7	58.6	58.4	58.0	58.0	57.9	57.8 ^b	58.0	58.5	59.1	60.5	61.4	60.41
59.7	59.6	59.3	58.8	59.4	59.4	58.5	58.5	59.5	60.0	60.3	61.8	61.46
59.7	59.2	59.5	59.1	59.2	58.8	59.1	59.1	59.3	60.7	61.5	62.4	61.00
59.5	59.2	59.1	59.2	58.6	58.5	58.5	58.7	59.1	59.6	60.7	61.3	
59.4	59.3	59.0	59.1	59.4	58.9	59.0	59.0	59.2	60.4	61.6	62.4	60.65
59.3	59.1	59.0	59.0	59.2	58.6	58.3	58.4	58.3	59.4	60.0	61.0	60.14
59.4	59.2	59.0	58.9	58.7	58.7	58.6	58.8	59.0	59.7	60.6	61.5	60.42
59.8	59.7	59.5	59.6	59.2	59.6	59.1	59.2	59.6	60.5	61.6	63.0	61.02
60.5	60.5	60.3	60.2	60.1	60.0	60.1	60.3	60.5	60.7	61.5	62.8	61.65
59.8	59.8	59.5	59.3	59.0	59.1	59.1	59.2	59.7	60.5	62.7	64.3	
60.2	60.1	59.7	59.6	59.4	58.8	59.0	59.0	59.6	60.5	61.6	62.3	61.96
60.0	60.0	59.7	59.5	59.5	59.4	58.7	59.0	59.5	60.3	61.5	61.4	61.38
60.5	60.4	60.3	59.9	59.5	59.7	60.0	59.5	60.1	61.3	61.8	62.8	62.37
61.0	60.6	60.4	60.3	60.2	60.0	60.0	59.9	60.3	62.3	64.2	65.3	62.80
61.5	61.1	60.6	60.4	60.5	60.6	60.1	59.7	60.5	60.0	61.6	62.7	
61.0	61.0	61.3	61.3	61.1	61.1	61.1	61.2	61.3	61.9	64.4	66.1	63.12
61.7	60.8	60.6	60.5	60.5	60.1	60.6	60.2	60.0	61.3	62.6	63.8	62.94
59.46	59.28	59.09	58.93	58.83	58.68	58.63	58.58	58.97	59.75	60.85	61.81	60.81

^b Ten minutes late, not included in the Means.

^c Christmas Day.

STANDARD THERMOMETER.													
Hours of Mean Göttingen Time.	0	1	2	3	4	5	6	7	8	9	10	11	
Hours of Mean St. Helena Time.	23	0	1	2	3	4	5	6	7	8	9	10	
JANUARY.	1	64.3	65.4	66.6	66.5	65.8	65.6	64.7	63.6	62.7	62.5	61.8	61.5
	2	66.5	67.6	68.9	69.0	67.6	67.1	66.3	64.7	63.0	62.7	61.9	61.5
	3	63.3	66.5	67.5	67.3	68.5	68.3	66.4	64.6	63.2	62.7	62.6	62.0
	4	—	—	—	—	—	—	—	—	—	—	—	—
	5	67.1	68.4	69.3	69.4	66.7	65.6	66.0	65.0	63.2	62.5	62.3	62.0
	6	63.8	63.1	64.5	66.1	66.0	66.2	66.0	64.7	63.0	61.5	61.9	61.2
	7	66.8	65.0	67.0	66.7	66.9	66.0	65.2	64.3	63.3	62.5	62.0	62.0
	8	68.1	69.1	68.7	67.2	67.3	66.1	65.0	64.1	63.2	63.0	62.8	62.5
	9	68.0	69.6	69.9	68.8	67.8	65.7	65.3	64.4	63.1	62.5	62.0	62.3
	10	68.0	70.2	68.0	71.1	70.3	69.3	67.4	65.5	64.4	63.8	63.5	63.2
	11	—	—	—	—	—	—	—	—	—	—	—	—
	12	66.0	65.9	66.7	67.5	66.5	66.0	65.2	64.4	63.0	62.9	62.9	62.5
	13	68.2	69.7	70.1	71.0	71.0	70.5	68.2	66.4	64.7	63.8	63.6	63.4
	14	67.3	68.0	68.5	67.4	67.5	67.7	66.5	64.5	63.3	62.9	62.5	62.3
	15	66.2	67.9	69.5	68.2	67.5	67.4	66.5	65.5	63.7	63.9	62.9	62.3
	16	66.8	68.6	69.8	70.5	71.4	71.1	69.9	69.4	66.8	65.4	64.8	64.2
	17	68.6	70.5	71.0	71.5	71.4	70.4	68.6	67.0	66.0	65.5	64.9	64.6
	18	—	—	—	—	—	—	—	—	—	—	—	—
	19	69.6	71.1	70.5	70.5	70.8	70.1	68.2	67.5	66.3	65.7	65.6	65.1
	20	69.7	69.9	69.3	69.0	68.5	68.1	66.7	65.8	65.5	65.2	64.9	64.4
	21	65.7	67.2	69.6	69.3	68.1	67.0	66.1	65.4	64.9	64.6	64.2	64.1
	22	67.3	69.4	68.0	67.3	67.0	64.6	65.8	64.7	64.3	64.2	63.7	63.6
	23	66.3	67.5	69.6	67.4	68.2	66.9	65.1	64.7	63.6	63.6	63.5	63.9
	24	68.5	67.3	66.6	67.1	70.1	68.7	66.4	64.8	64.6	64.5	64.0	63.8
	25	—	—	—	—	—	—	—	—	—	—	—	—
	26	68.2	69.4	70.0	70.0	71.0	70.0	68.2	67.0	66.3	65.6	65.3	65.1
	27	66.5	67.2	67.6	68.5	68.4	68.1	67.8	66.5	65.6	64.9	64.8	64.7
	28	65.5	67.2	68.2	68.3	69.1	69.0	67.5	66.4	65.6	65.4	64.7	64.7
	29	65.2	65.4	65.5	65.6	65.2	65.3	65.1	64.5	63.6	63.3	63.5	63.0
	30	66.6	67.0	67.7	68.2	69.0	68.0	67.0	66.2	65.7	65.0	64.7	64.4
	31	67.0	67.7	69.2	71.0	71.3	71.1	71.0	69.9	67.8	66.7	65.8	65.4
Feb. 1	—	—	—	—	—	—	—	—	—	—	—	—	
Hourly Means	66.83	67.84	68.44	68.53	68.48	67.77	66.74	65.61	64.46	63.96	63.60	63.32	
FEBRUARY.	2	69.2	70.5	71.6	72.5	72.9	72.6	71.7	70.0	67.8	66.2	66.2	66.0
	3	71.0	71.5	71.0	70.5	70.9	71.7	70.0	69.4	68.3	67.7	67.2	67.2
	4	69.4	69.4	69.4	69.5	69.6	69.0	68.1	67.3	67.0	66.5	66.1	66.5
	5	67.4	67.3	68.5	68.6	69.1	68.1	67.2	66.0	65.0	64.7	65.0	64.6
	6	67.7	68.0	66.9	68.3	68.2	67.2	66.6	65.1	65.0	64.6	64.7	64.7
	7	67.0	67.1	67.1	67.2	67.3	67.2	66.3	66.3	65.5	65.4	65.6	65.5
	8	—	—	—	—	—	—	—	—	—	—	—	—
	9	67.4	68.6	69.7	69.0	69.3	68.5	68.0	67.3	66.5	66.3	65.7	65.4
	10	66.5	67.7	68.6	68.2	68.0	68.0	66.6	65.9	65.2	64.7	64.6	64.2
	11	67.0	68.1	66.4	68.2	68.6	67.9	65.7	64.5	65.1	64.7	64.8	65.0
	12	67.5	68.1	67.9	68.7	68.6	67.3	67.0	66.6	66.0	65.7	65.5	65.0
	13	66.6	66.0	66.3	67.3	67.8	66.4	66.4	66.0	65.5	65.1	64.8	65.0
	14	66.5	67.4	68.7	69.2	69.4	68.8	68.0	67.0	66.2	65.9	65.4	65.6
	15	—	—	—	—	—	—	—	—	—	—	—	—
	16	70.1	70.2	70.3	72.2	71.9	71.3	69.5	68.1	67.2	67.0	66.3	65.7
	17	67.4	68.6	69.6	68.6	68.2	67.6	67.2	66.5	66.5	66.4	66.0	66.0
	18	68.0	67.1	67.5	67.7	67.3	67.0	66.6	66.2	65.8	65.7	65.5	65.5
	19	68.7	69.0	68.9	69.5	71.0	70.9	70.4	68.6	67.4	67.1	66.3	66.3
	20	70.2	70.1	70.4	71.5	71.1	70.5	70.0	69.0	68.1	67.7	66.6	66.0
	21	72.2	72.3	72.2	71.7	72.3	71.6	71.8	69.8	68.5	67.8	67.3	67.3
	22	—	—	—	—	—	—	—	—	—	—	—	—
	23	70.0	72.0	73.0	73.6	72.6	72.7	71.4	69.7	68.6	67.9	67.3	67.0
	24	70.1	72.6	72.6	71.8	71.5	72.5	71.5	70.9	69.4	68.8	68.3	68.0
	25	71.0	71.2	72.1	72.5	71.2	70.3	69.3	68.6	68.2	68.0	67.5	67.5
	26	69.3	68.6	68.7	68.5	68.4	68.5	68.1	67.5	67.3	67.0	66.8	66.5
	27	69.8	70.5	70.4	70.4	71.5	71.9	71.6	70.2	69.3	68.5	68.0	67.6
	28	71.0	72.1	71.8	72.0	72.6	71.9	71.1	70.2	68.3	67.6	67.4	67.0
	March 1	—	—	—	—	—	—	—	—	—	—	—	—
Hourly Means	68.79	69.33	69.57	69.88	69.97	69.56	68.75	67.78	66.99	66.54	66.20	66.05	

STANDARD THERMOMETER.

12	13	14	15	16	17	18	19	20	21	22	23	Daily and Monthly Means.
11	12	13	14	15	16	17	18	19	20	21	22	
61.1	60.7	61.0	60.1	60.3	59.6	59.4	59.5	60.8	62.6	64.5	64.6	62.72
61.2	60.5	61.2	61.7	61.4	61.0	59.6	59.2	61.0	62.6	62.7	64.0	63.45
—	—	—	—	—	—	—	—	—	—	—	—	63.31
61.5	61.5	61.2	60.6	60.7	60.2	60.4	61.0	60.9	61.6	63.0	64.0	63.33
61.8	61.3	60.9	60.7	60.5	60.1	59.7	60.0	60.4	60.8	62.5	63.8	62.95
61.0	60.7	61.2	61.0	61.1	61.0	61.2	61.2	61.8	62.7	64.4	65.6	63.37
62.0	61.8	61.6	61.4	61.2	61.4	61.1	61.1	60.9	61.3	64.0	66.0	63.00
62.5	61.6	61.7	61.7	61.6	61.4	61.4	61.0	61.7	63.0	64.7	66.5	64.37
62.3	62.5	61.9	61.9	62.3	61.9	62.2	62.2	62.4	63.6	64.7	66.6	64.33
—	—	—	—	—	—	—	—	—	—	—	—	64.66
62.6	62.7	62.5	61.8	61.6	62.0	61.8	61.6	62.2	61.8	62.3	64.2	63.78
62.7	62.4	62.0	62.5	62.0	62.2	61.6	61.4	61.8	62.8	63.5	66.5	65.12
63.0	62.5	61.7	62.0	61.6	62.3	61.9	61.5	62.6	63.2	64.0	66.0	63.97
62.2	62.0	61.8	61.5	61.4	61.2	61.5	61.7	61.7	62.6	63.9	65.5	64.27
62.4	62.5	61.5	61.7	61.9	61.7	61.8	61.7	62.1	62.8	65.4	65.5	65.97
63.5	63.2	63.0	63.0	62.9	62.9	62.6	62.8	63.1	64.4	65.8	67.3	66.35
—	—	—	—	—	—	—	—	—	—	—	—	66.46
65.0	64.7	64.2	64.2	63.8	64.1	63.4	63.2	63.8	64.5	65.2	66.2	65.61
65.0	64.7	64.2	64.3	63.9	63.6	63.6	63.7	64.1	64.9	65.2	66.9	64.97
64.2	63.7	63.9	63.0	63.8	63.5	63.2	62.9	63.9	63.9	65.1	66.6	64.51
63.9	63.7	63.1	63.1	62.7	62.7	63.0	62.7	63.3	63.6	65.5	65.9	64.82
63.2	62.9	62.9	62.8	62.7	62.9	62.5	62.5	62.6	63.6	64.2	65.5	65.20
63.6	63.5	62.5	62.8	63.1	62.8	63.7	64.0	64.0	64.6	65.5	65.3	66.14
—	—	—	—	—	—	—	—	—	—	—	—	65.31
63.5	64.0	63.7	63.6	63.8	63.8	63.0	63.5	63.8	63.7	65.5	66.6	65.44
64.1	64.4	64.3	64.1	64.1	64.0	63.8	63.7	64.0	64.0	65.2	65.5	63.87
64.6	64.8	63.9	63.6	63.3	63.1	63.3	63.2	63.5	64.0	64.4	65.2	65.26
64.5	64.3	64.0	63.5	63.5	63.6	63.2	63.7	63.6	64.1	65.6	65.3	66.57
63.0	63.0	62.9	62.7	62.3	62.5	62.6	62.7	62.7	63.4	64.4	65.5	64.66
64.3	64.3	63.8	63.6	63.4	63.0	63.2	63.1	63.0	63.6	65.2	66.2	66.70
—	—	—	—	—	—	—	—	—	—	—	—	68.35
64.7	64.5	64.1	64.0	63.6	63.6	63.5	63.4	63.9	65.2	66.5	66.7	66.68
63.09	62.90	62.62	62.48	62.39	62.30	62.16	62.16	62.57	63.29	64.55	65.69	65.53
65.8	65.6	65.6	65.1	64.9	64.9	64.8	64.7	65.0	65.4	66.6	69.1	65.47
67.2	67.2	66.9	66.6	66.7	66.7	66.6	66.6	66.5	67.0	67.6	68.3	66.07
66.3	65.8	65.9	64.8	65.1	64.1	64.1	64.3	64.5	64.7	65.8	67.1	66.08
64.5	64.5	64.0	63.9	63.4	63.4	63.5	63.4	63.6	64.5	66.0	66.6	65.08
64.5	64.3	64.1	64.1	64.1	64.1	64.1	64.1	64.2	64.9	65.4	66.3	65.73
—	—	—	—	—	—	—	—	—	—	—	—	65.95
66.0	66.0	65.5	65.5	65.5	65.3	65.3	65.2	65.1	65.7	66.4	66.8	65.24
65.6	65.2	64.7	64.1	64.0	64.2	63.8	64.0	64.0	64.6	64.5	65.6	66.06
64.0	63.6	63.5	63.3	63.2	63.2	63.1	62.7	63.1	64.1	64.5	65.4	67.46
65.0	64.9	65.1	64.8	65.2	64.5	64.1	64.7	65.1	65.2	66.0	67.0	66.60
65.5	65.1	65.1	64.3	64.7	64.8	65.0	64.6	64.6	65.2	64.8	65.1	66.02
65.1	64.5	64.6	64.0	64.1	63.5	63.8	64.0	64.2	64.3	64.9	65.5	67.16
—	—	—	—	—	—	—	—	—	—	—	—	66.88
65.2	64.8	64.3	64.2	64.0	63.9	64.0	63.5	63.7	64.9	66.8	68.0	68.38
65.9	65.5	65.6	65.3	65.6	65.6	65.6	65.6	65.8	65.7	66.4	66.6	68.64
66.0	66.0	65.5	65.3	65.3	65.3	65.0	65.1	65.5	66.0	67.1	67.6	69.09
65.3	65.2	65.0	65.0	64.6	65.0	63.8	64.9	64.6	65.2	67.6	68.4	68.53
65.9	65.6	65.5	65.3	64.8	64.3	64.0	64.1	65.1	66.2	67.5	69.4	67.31
65.5	64.8	63.7	63.6	62.7	62.5	62.3	63.0	63.1	65.2	67.5	70.0	68.70
—	—	—	—	—	—	—	—	—	—	—	—	68.24
66.3	66.0	—	66.1	65.5	65.3	65.5	65.3	65.5	66.1	68.0	68.3	68.24
66.8	66.8	66.6	65.9	65.5	65.7	66.0	66.0	66.4	67.5	68.7	69.6	68.82
67.5	67.5	67.4	66.9	66.7	66.6	67.0	66.9	67.5	67.7	68.7	69.8	69.09
67.5	67.4	67.0	66.7	66.7	66.5	66.6	66.8	67.2	67.5	68.1	69.4	68.53
66.5	66.6	66.1	65.7	65.7	66.2	66.2	66.2	66.4	67.7	68.3	68.7	67.31
67.8	67.8	67.2	67.2	66.8	67.0	66.7	66.6	66.7	67.2	68.5	69.6	68.70
—	—	—	—	—	—	—	—	—	—	—	—	68.24
66.7	66.1	65.7	65.5	65.2	64.9	64.7	65.0	65.4	67.1	68.8	69.6	68.24
65.93	65.70	65.42	65.13	65.00	64.90	64.82	64.89	65.12	65.82	66.85	67.83	66.95

STANDARD THERMOMETER.													
Hours of Mean Göttingen Time.	0	1	2	3	4	5	6	7	8	9	10	11	
Hours of Mean St. Helena Time.	23	0	1	2	3	4	5	6	7	8	9	10	
MARCH.	2	70.7	73.1	74.4	74.7	74.6	74.0	73.1	72.0	69.5	68.4	68.1	68.0
	3	72.5	70.2	69.1	71.9	72.6	72.5	71.7	70.6	68.6	68.1	67.8	67.8
	4	69.0	70.4	71.0	72.2	73.2	72.3	71.3	69.7	67.8	67.8	67.9	67.0
	5	71.4	71.5	72.3	72.4	71.5	70.9	69.9	68.7	67.8	67.5	67.3	67.1
	6	68.7	69.0	70.4	70.0	69.7	69.0	68.6	67.2	66.2	66.4	66.0	66.3
	7	70.7	70.6	68.9	68.6	70.2	70.4	69.5	68.3	67.2	67.1	67.1	66.6
	8	—	—	—	—	—	—	—	—	—	—	—	—
	9	70.4	70.7	70.6	71.2	70.9	71.0	69.8	68.0	67.0	66.5	66.4	66.2
	10	71.0	71.9	71.4	72.0	72.1	72.2	71.4	69.7	68.7	67.7	67.1	66.9
	11	68.4	70.4	71.7	71.8	71.0	69.2	69.0	68.6	68.2	67.9	67.7	67.2
	12	70.5	71.6	70.8	71.3	71.0	69.3	69.8	68.5	66.8	66.4	67.0	66.5
	13	67.5	68.0	69.0	70.8	70.0	70.6	70.4	69.6	68.7	67.8	67.9	68.0
	14	69.2	71.1	71.3	70.9	70.0	69.4	68.5	68.4	68.1	67.7	67.9	68.0
	15	—	—	—	—	—	—	—	—	—	—	—	—
	16	70.7	71.2	71.7	72.4	72.0	71.1	70.0	69.8	69.0	68.8	68.4	68.5
	17	69.6	70.0	70.5	70.5	70.4	70.6	70.3	69.0	68.5	68.2	67.8	67.7
	18	71.5	72.5	73.0	73.0	71.8	71.4	70.5	69.5	68.7	68.5	68.4	68.1
	19	71.6	71.7	73.0	72.5	72.1	71.1	70.3	69.3	68.5	68.4	68.3	67.9
	20	70.9	71.5	71.0	71.7	70.9	70.0	69.0	68.3	67.7	67.2	66.9	66.5
	21	70.2	71.4	71.3	71.5	70.9	70.9	69.2	68.2	67.4	67.1	66.7	66.6
	22	—	—	—	—	—	—	—	—	—	—	—	—
	23	68.3	68.7	68.4	67.6	68.7	68.2	68.2	67.5	67.0	66.9	66.8	66.8
	24	69.8	70.7	70.9	70.9	70.5	70.2	69.8	68.2	67.1	67.0	66.8	66.4
	25	69.2	70.0	71.0	71.1	69.6	69.1	68.5	67.7	67.0	66.4	66.3	66.4
	26	69.4	69.9	69.6	70.4	69.8	68.7	68.7	67.6	67.0	66.8	66.7	66.3
	27	69.8	69.6	71.0	70.9	70.7	70.2	70.2	68.6	67.3	66.6	66.5	66.4
	28	70.3	71.0	72.0	71.3	71.0	70.8	69.5	67.9	66.8	66.6	66.7	66.2
	29	—	—	—	—	—	—	—	—	—	—	—	—
	30	67.6	69.1	67.5	67.8	67.7	66.5	67.1	66.5	65.8	65.6	64.7	65.2
	31	68.5	69.5	70.6	69.6	70.9	70.5	69.7	68.2	66.9	66.6	66.0	66.2
	Hourly Means	69.90	70.59	70.86	71.12	70.92	70.39	69.77	68.68	67.67	67.31	67.12	66.95
APRIL.	1	69.0	67.9	65.6	69.0	70.4	69.1	68.6	67.6	66.5	65.8	65.5	65.8
	2	68.5	69.6	68.5	69.5	69.8	70.0	69.2	67.5	66.7	66.4	66.0	65.7
	3	67.1	68.3	69.4	69.5	69.3	68.8	68.0	67.0	66.3	65.5	65.6	65.4
	4	69.7	69.0	70.7	71.0	71.0	70.7	69.9	68.4	67.3	66.8	66.5	66.1
	5	—	—	—	—	—	—	—	—	—	—	—	—
	6	68.1	69.1	70.3	70.0	71.0	70.6	70.1	68.7	67.4	67.0	66.8	66.5
	7	70.5	71.2	72.7	74.6	74.1	72.5	71.5	70.0	68.2	67.6	67.2	67.0
	8	71.5	72.0	72.0	73.1	71.7	71.1	70.1	69.0	67.9	67.5	67.5	67.5
	9	69.8	70.4	70.0	70.6	70.5	70.0	69.5	68.3	67.0	66.6	66.4	66.4
	10 ^a	—	—	—	—	—	—	—	—	—	—	—	—
	11	68.5	69.9	70.1	70.7	70.9	70.2	68.5	67.4	67.0	66.6	66.2	66.3
	12	—	—	—	—	—	—	—	—	—	—	—	—
	13	68.0	67.4	68.8	67.9	69.1	68.7	67.9	67.3	67.0	66.8	66.5	66.6
	14	66.7	66.5	66.9	67.6	67.4	66.9	66.2	65.6	65.8	65.5	65.7	65.6
	15	68.1	67.8	69.1	69.6	68.9	68.7	68.4	67.3	66.8	66.5	66.5	66.5
	16	70.0	70.6	71.1	71.5	71.4	70.7	69.5	68.6	67.5	67.1	66.6	66.6
	17	68.1	68.0	67.6	67.9	67.0	67.1	66.7	66.5	66.4	66.4	66.2	66.0
	18	68.6	69.0	69.2	68.7	68.6	68.2	67.5	66.4	66.0	66.1	66.1	65.9
	19	—	—	—	—	—	—	—	—	—	—	—	—
	20	67.2	68.0	68.0	68.7	68.5	68.0	67.1	66.2	65.6	65.6	64.4	65.2
	21	68.2	67.7	68.0	68.4	68.0	68.1	67.1	66.7	66.1	66.1	65.6	65.0
	22	67.8	68.0	68.1	67.9	67.8	67.5	66.6	65.8	65.5	65.5	65.6	65.7
	23	66.1	67.8	68.3	68.9	68.0	68.0	66.6	66.0	65.9	65.9	65.7	65.5
	24	66.5	66.7	66.8	68.0	67.5	67.1	66.3	65.4	64.6	64.6	64.6	64.6
	25	68.6	68.8	69.4	69.5	68.4	68.0	67.1	66.0	65.7	65.0	64.5	64.0
	26	—	—	—	—	—	—	—	—	—	—	—	—
	27	67.9	69.2	69.1	69.4	68.3	68.1	66.6	65.4	65.5	65.4	65.6	64.9
	28	67.5	67.2	67.4	68.2	68.6	68.4	67.1	66.6	65.9	65.6	65.2	65.0
	29	68.1	69.5	70.2	70.5	69.7	68.8	67.8	67.0	66.5	66.3	66.0	65.7
	30	67.4	68.6	68.6	69.2	69.1	68.2	67.4	66.6	66.4	66.2	65.7	64.6
Hourly Means	68.30	68.73	69.04	69.60	69.40	68.94	68.05	67.09	66.46	66.18	65.93	65.76	

^a Good Friday.

STANDARD THERMOMETER.

12	13	14	15	16	17	18	19	20	21	22	23	Daily and Monthly Means.
11	12	13	14	15	16	17	18	19	20	21	22	
67.6	67.1	66.7	66.5	66.5	66.0	66.0	66.0	66.5	68.0	69.8	70.7	69.50
67.4	67.0	67.0	66.5	66.7	66.9	66.9	66.8	66.7	67.4	67.2	67.4	68.64
67.0	66.9	66.6	66.6	66.4	65.7	65.4	65.5	65.7	67.1	68.5	70.2	68.38
66.8	66.6	66.5	66.5	66.4	66.1	66.1	66.1	65.2	66.7	67.5	67.1	68.16
66.5	66.1	66.5	66.0	65.3	64.6	64.7	65.0	65.5	67.0	68.4	69.8	67.20
—	—	—	—	—	—	—	—	—	—	—	—	—
65.8	65.8	65.6	65.6	65.7	65.4	65.5	65.0	65.5	66.4	68.1	68.9	67.44
66.2	66.1	66.0	66.0	65.5	65.2	65.0	65.1	65.4	66.7	68.0	69.1	67.62
66.9	66.7	66.8	66.8	66.3	65.4	65.3	65.0	64.7	67.0	66.5	66.1	68.15
67.5	67.2	66.8	66.6	66.3	66.0	66.2	66.2	66.3	66.9	68.0	69.0	68.09
66.1	66.5	66.8	66.7	66.9	66.4	66.7	66.0	66.4	66.9	67.6	68.0	67.94
67.9	67.7	67.7	67.5	67.4	67.2	67.1	67.0	67.0	67.7	68.1	69.4	68.33
—	—	—	—	—	—	—	—	—	—	—	—	—
69.0	68.6	68.7	68.5	68.4	68.5	68.3	68.1	68.4	68.4	69.2	70.0	68.94
68.6	68.5	68.3	68.1	67.6	67.1	67.3	67.0	67.5	68.0	68.6	69.3	69.15
67.6	67.5	67.4	67.3	67.3	67.3	67.4	67.4	67.4	68.1	69.0	70.1	68.62
67.6	67.9	68.1	68.0	67.0	67.7	67.0	67.0	67.9	68.1	69.5	71.3	69.33
67.6	68.0	67.0	67.5	66.8	67.0	67.0	67.0	67.2	67.7	68.8	69.8	69.00
66.2	66.0	65.4	65.5	65.4	65.4	65.3	65.6	65.8	66.5	67.9	68.6	67.72
—	—	—	—	—	—	—	—	—	—	—	—	—
66.9	66.7	66.1	66.4	65.5	65.1	65.0	66.0	66.0	66.5	68.2	68.0	67.82
67.0	67.0	67.0	66.2	66.6	66.5	66.5	66.3	65.9	65.6	67.0	68.5	67.22
66.0	66.1	65.6	65.5	65.4	64.8	64.6	64.7	65.0	66.4	67.1	68.5	67.42
66.0	65.7	65.5	64.9	64.8	65.0	64.9	64.9	64.7	66.0	67.5	68.4	67.11
66.3	66.0	66.3	66.1	65.9	65.7	65.6	65.0	64.7	64.0	66.3	68.2	67.12
66.3	65.8	65.8	65.8	65.8	65.8	65.6	65.6	65.8	66.4	67.6	69.0	67.63
—	—	—	—	—	—	—	—	—	—	—	—	—
65.9	66.0	65.8	65.6	65.3	64.9	64.9	64.9	64.8	65.7	67.7	67.6	67.47
64.7	64.6	64.5	64.6	64.4	64.5	64.5	64.7	64.0	65.8	66.7	67.3	65.89
66.0	65.8	65.2	65.5	65.5	65.4	66.0	65.8	65.9	66.1	67.9	68.7	67.37
66.82	66.69	66.53	66.42	66.20	65.95	65.95	65.91	66.00	66.81	67.95	68.81	67.97
65.5	65.6	65.7	65.6	65.1	65.3	65.6	65.5	65.2	65.4	67.0	68.0	66.68
65.7	65.6	65.7	65.5	65.3	65.5	65.3	64.8	65.3	66.2	66.5	65.6	66.85
65.4	65.5	65.5	65.2	65.4	65.1	65.0	65.2	65.2	65.5	67.0	68.2	66.60
—	—	—	—	—	—	—	—	—	—	—	—	—
66.2	65.6	65.6	65.7	65.5	65.2	65.2	65.1	65.2	65.6	66.7	67.5	67.34
66.2	66.0	65.6	64.8	64.8	64.6	64.1	64.0	64.3	65.7	67.6	69.0	67.18
66.6	66.6	66.8	66.5	66.5	66.5	66.7	66.4	67.0	67.6	68.6	70.0	68.87
67.1	66.7	66.6	66.4	66.2	66.1	66.3	66.6	66.6	67.0	68.5	69.1	68.50
66.2	65.6	65.6	65.6	65.0	65.0	65.1	65.1	65.2	66.2	67.4	68.2	67.32
—	—	—	—	—	—	—	—	—	—	—	—	—
—	—	—	—	—	—	—	—	—	—	—	—	—
66.8	66.2	66.6	66.5	65.8	66.2	66.6	66.4	66.0	65.8	65.6	66.6	67.39
66.5	66.0	66.4	65.8	65.8	65.9	65.8	65.5	66.0	65.7	66.4	66.5	66.85
65.7	65.6	65.3	65.2	65.2	65.0	65.2	65.0	64.9	65.5	66.1	67.3	65.93
66.5	66.4	66.6	66.5	66.5	66.5	66.5	66.3	65.4	66.8	67.6	68.7	67.31
66.6	66.3	66.3	66.2	66.0	65.7	65.5	65.5	65.6	66.0	66.6	67.7	67.72
65.7	66.0	65.7	65.7	65.5	65.3	65.1	64.8	65.2	65.6	66.6	67.5	66.36
—	—	—	—	—	—	—	—	—	—	—	—	—
64.1	64.2	64.0	64.0	64.0	63.8	63.7	63.7	63.5	64.6	66.1	67.1	65.96
65.1	64.9	64.7	64.5	64.5	64.6	64.7	64.6	64.7	65.8	67.0	67.8	66.06
65.0	65.2	65.5	65.3	64.8	64.6	64.6	64.6	65.0	65.3	66.6	67.1	66.19
65.6	65.1	64.5	64.4	64.6	64.3	64.5	64.2	65.1	65.5	66.1	66.4	65.92
65.0	64.8	64.6	64.8	64.5	64.2	64.1	64.0	64.5	65.1	64.8	65.6	65.78
64.1	64.1	64.0	64.0	64.0	64.0	64.5	64.5	64.3	64.5	66.4	67.9	65.37
—	—	—	—	—	—	—	—	—	—	—	—	—
64.9	64.0	64.5	64.3	64.5	64.4	64.0	63.6	63.0	63.6	65.2	66.2	65.72
64.7	64.8	64.6	64.5	64.3	64.2	63.7	63.5	63.5	64.6	65.7	67.1	65.86
65.0	64.6	64.9	64.8	64.5	64.4	64.2	64.0	64.4	64.7	65.7	67.4	65.89
65.0	64.9	64.9	64.9	65.0	65.0	65.0	64.9	64.9	65.3	66.3	67.2	66.64
65.1	65.2	65.6	65.4	64.6	65.2	65.1	64.5	64.6	65.2	66.6	67.3	66.35
65.61	65.42	65.43	65.28	65.12	65.06	65.04	64.89	65.02	65.55	66.59	67.48	66.67

STANDARD THERMOMETER.													
Hours of Mean Göttingen Time.	0	1	2	3	4	5	6	7	8	9	10	11	
Hours of Mean St. Helena Time.	23	0	1	2	3	4	5	6	7	8	9	10	
MAY.	1	68° 0	68° 6	69° 9	69° 9	69° 2	69° 0	68° 0	66° 5	66° 0	65° 6	65° 3	65° 3
	2	68° 0	68° 5	68° 2	70° 2	69° 8	69° 0	67° 6	66° 7	66° 2	65° 5	65° 5	65° 5
	3	—	—	—	—	—	—	—	—	—	—	—	—
	4	68° 5	68° 8	69° 8	69° 8	69° 2	68° 2	68° 0	66° 5	66° 2	66° 1	66° 0	65° 4
	5	68° 1	68° 5	68° 3	68° 3	68° 1	67° 5	67° 0	66° 4	65° 7	65° 6	65° 3	65° 1
	6	68° 0	68° 0	69° 0	69° 3	68° 3	67° 5	66° 8	65° 8	65° 2	64° 7	64° 2	64° 3
	7	68° 7	69° 1	68° 1	67° 6	67° 0	66° 6	66° 5	66° 1	65° 8	65° 5	65° 4	65° 3
	8	66° 9	67° 2	66° 9	66° 3	65° 9	64° 7	63° 9	62° 8	62° 7	63° 2	63° 5	63° 3
	9	66° 4	66° 5	67° 4	66° 9	67° 0	67° 0	66° 0	64° 8	64° 1	64° 0	62° 5	62° 7
	10	—	—	—	—	—	—	—	—	—	—	—	—
	11	63° 9	64° 4	65° 6	65° 5	65° 5	64° 6	64° 2	63° 4	63° 1	62° 9	63° 1	63° 1
	12	64° 2	64° 7	64° 7	64° 8	65° 2	65° 1	65° 5	64° 0	64° 0	64° 0	63° 7	64° 0
	13	65° 0	65° 2	65° 7	66° 3	64° 9	64° 0	63° 8	63° 3	62° 9	62° 9	63° 1	63° 3
	14	63° 7	64° 2	64° 7	64° 8	64° 0	63° 6	63° 4	63° 0	62° 8	62° 9	63° 0	62° 7
	15	64° 9	65° 6	65° 6	65° 4	64° 5	63° 8	63° 8	63° 1	63° 0	63° 0	62° 8	62° 7
	16	63° 0	64° 2	63° 5	63° 0	62° 7	62° 7	62° 6	62° 0	61° 6	61° 6	61° 6	62° 0
	17	—	—	—	—	—	—	—	—	—	—	—	—
	18	65° 2	66° 0	66° 8	65° 2	65° 4	65° 4	64° 5	63° 0	62° 2	62° 5	62° 4	62° 5
	19	66° 0	67° 8	68° 7	69° 1	68° 5	67° 6	66° 6	65° 2	64° 3	62° 2	61° 1	60° 7
	20	66° 3	67° 0	67° 9	67° 9	67° 2	67° 1	66° 0	65° 0	64° 4	64° 0	64° 1	64° 0
	21	63° 9	63° 7	63° 8	63° 4	63° 3	63° 0	62° 7	62° 5	62° 3	62° 6	62° 5	62° 6
	22	63° 8	64° 7	65° 5	66° 1	65° 6	65° 0	64° 0	62° 5	62° 2	61° 7	61° 6	61° 8
	23	63° 7	64° 7	65° 0	63° 3	63° 5	62° 8	61° 7	60° 8	61° 1	60° 0	60° 9	60° 7
	24	—	—	—	—	—	—	—	—	—	—	—	—
	25	62° 5	63° 7	64° 0	62° 8	62° 0	61° 8	61° 5	61° 1	60° 7	60° 8	60° 7	60° 5
	26	61° 6	61° 9	62° 0	62° 2	62° 5	62° 0	61° 4	60° 7	60° 6	60° 5	60° 2	59° 9
	27	62° 9	63° 3	63° 5	63° 6	63° 4	62° 7	61° 6	60° 6	60° 5	60° 7	60° 4	60° 6
	28	63° 7	64° 1	64° 7	64° 6	64° 4	64° 1	63° 1	62° 8	62° 0	61° 7	61° 8	61° 8
	29	63° 6	63° 9	63° 9	64° 9	64° 5	63° 7	63° 0	62° 4	62° 0	61° 9	61° 5	61° 1
	30	63° 9	64° 4	63° 4	65° 4	64° 6	64° 1	63° 6	61° 2	61° 6	60° 9	60° 6	60° 6
	31	—	—	—	—	—	—	—	—	—	—	—	—
Hourly Means	65° 17	65° 72	66° 02	66° 02	65° 62	65° 10	64° 49	63° 55	63° 20	62° 96	62° 80	62° 75	
JUNE.	1	62° 2	63° 5	63° 9	64° 3	64° 0	63° 8	62° 9	61° 8	61° 2	60° 6	60° 6	61° 0
	2	63° 7	63° 9	64° 3	64° 5	64° 4	63° 7	62° 7	61° 6	61° 3	61° 6	61° 5	61° 2
	3	62° 5	63° 0	63° 5	63° 9	63° 5	62° 6	61° 9	61° 0	61° 0	61° 0	60° 5	60° 3
	4	63° 2	63° 5	64° 5	64° 6	64° 4	63° 9	62° 9	62° 6	62° 0	61° 5	61° 9	61° 5
	5	62° 8	64° 6	65° 4	65° 6	64° 8	64° 5	63° 6	62° 5	61° 4	61° 2	60° 6	60° 5
	6	62° 6	64° 0	65° 0	64° 8	64° 2	64° 0	62° 9	61° 9	61° 6	60° 8	60° 0	59° 6
	7	—	—	—	—	—	—	—	—	—	—	—	—
	8	63° 0	64° 6	64° 6	65° 0	64° 6	64° 0	63° 0	62° 0	61° 0	60° 4	60° 2	60° 5
	9	63° 5	64° 0	64° 8	65° 0	63° 9	63° 4	63° 0	62° 4	61° 8	60° 3	60° 8	60° 6
	10	62° 4	65° 1	66° 2	65° 7	65° 1	65° 6	64° 4	62° 7	61° 1	60° 0	58° 0	57° 0
	11	62° 8	64° 0	64° 7	65° 0	64° 8	64° 4	63° 2	61° 5	60° 5	59° 8	59° 6	59° 6
	12	64° 2	64° 6	65° 6	66° 0	64° 8	64° 7	63° 5	62° 4	62° 0	60° 9	61° 7	61° 0
	13	63° 4	64° 3	65° 2	65° 6	65° 7	65° 2	64° 1	63° 0	62° 0	62° 1	62° 3	62° 2
	14	—	—	—	—	—	—	—	—	—	—	—	—
	15	65° 7	66° 3	67° 0	66° 6	65° 8	65° 5	64° 8	64° 2	63° 8	63° 5	62° 3	62° 5
	16	64° 6	65° 7	66° 2	66° 4	65° 2	64° 6	63° 7	62° 4	61° 5	61° 1	61° 1	61° 3
	17	65° 0	65° 0	65° 4	64° 9	64° 9	64° 4	63° 0	62° 3	62° 1	61° 9	61° 8	61° 8
	18	63° 0	64° 5	63° 6	64° 2	64° 7	63° 7	62° 5	61° 1	60° 1	59° 6	59° 0	58° 6
	19	62° 0	62° 8	62° 5	62° 3	62° 2	62° 0	61° 2	60° 3	59° 5	59° 0	57° 6	56° 5
	20	61° 0	62° 8	62° 8	62° 5	63° 4	63° 5	62° 7	61° 5	60° 5	60° 0	60° 5	60° 6
	21	—	—	—	—	—	—	—	—	—	—	—	—
	22	61° 3	61° 6	62° 0	62° 5	62° 5	62° 9	61° 7	61° 0	60° 6	60° 7	59° 9	59° 8
	23	62° 9	63° 5	62° 1	62° 2	62° 4	62° 7	62° 1	61° 2	60° 8	60° 7	61° 0	61° 0
	24	63° 0	62° 7	63° 5	64° 0	63° 6	63° 5	63° 0	61° 5	61° 0	60° 6	60° 6	60° 0
	25	60° 6	60° 0	61° 9	62° 1	60° 7	60° 5	59° 6	59° 0	59° 0	58° 5	58° 7	58° 5
	26	59° 9	60° 5	60° 9	61° 0	61° 0	60° 5	60° 2	59° 6	59° 5	59° 4	58° 7	58° 9
	27	61° 5	62° 4	63° 1	63° 4	63° 1	62° 6	61° 4	60° 5	59° 5	59° 0	59° 6	59° 7
	28	—	—	—	—	—	—	—	—	—	—	—	—
	29	62° 2	63° 0	63° 1	63° 7	62° 0	62° 0	60° 9	60° 5	60° 1	59° 5	58° 8	58° 8
	30	61° 5	61° 8	62° 9	62° 4	61° 4	60° 7	60° 1	59° 6	59° 6	59° 1	59° 1	59° 0
Hourly Means	62° 71	63° 53	64° 03	64° 16	63° 73	63° 42	62° 50	61° 54	60° 94	60° 49	60° 25	60° 08	

STANDARD THERMOMETER.

12	13	14	15	16	17	18	19	20	21	22	23	Daily and Monthly Means.
11	12	13	14	15	16	17	18	19	20	21	22	
64°9	65°0	65°0	64°5	64°7	64°9	64°5	64°9	64°4	65°1	66°3	67°0	66°35
—	—	—	—	—	—	—	—	—	—	—	—	66°42
65°5	65°4	—	65°0	64°7	64°7	64°5	64°2	64°6	64°3	66°4	67°6	66°22
65°5	64°7	64°0	63°5	64°3	64°4	64°5	64°0	64°4	64°6	65°8	67°1	66°15
65°0	65°2	65°4	65°0	64°7	64°6	64°5	64°8	64°8	65°6	67°0	67°1	65°70
64°3	64°1	64°1	64°1	64°0	64°0	64°0	64°3	64°4	65°1	66°2	67°2	65°94
65°2	65°4	65°0	64°9	64°9	64°9	64°6	64°2	64°6	64°8	66°0	66°4	64°15
63°1	63°4	63°2	63°4	63°0	62°8	62°8	62°7	62°8	64°3	64°9	65°8	63°55
—	—	—	—	—	—	—	—	—	—	—	—	63°35
61°6	61°5	61°3	61°5	61°5	60°9	60°6	61°0	61°4	61°9	62°6	64°1	63°24
63°0	63°0	62°2	62°0	62°2	62°2	62°2	61°9	62°0	62°9	63°6	63°9	63°42
64°0	64°0	64°1	63°9	63°9	63°8	63°5	63°7	63°9	64°1	64°4	64°5	63°02
63°2	63°2	63°2	62°9	62°4	62°5	62°0	61°6	61°9	62°3	63°1	63°4	63°22
62°8	62°0	62°3	61°8	61°9	62°0	61°8	61°7	62°0	62°8	64°1	64°6	62°37
62°7	62°7	62°6	62°2	62°4	62°2	62°6	62°4	62°1	62°5	62°3	62°4	63°10
—	—	—	—	—	—	—	—	—	—	—	—	63°00
62°1	62°5	62°5	61°9	62°0	61°5	61°5	61°7	61°6	62°0	63°1	64°1	64°70
62°4	62°7	62°6	62°5	62°1	62°0	60°3	59°1	59°4	61°5	63°6	65°0	62°45
60°3	59°9	59°7	59°6	59°4	58°7	58°3	58°5	59°4	61°5	63°7	65°1	62°41
63°6	63°7	63°6	63°5	63°3	63°4	63°1	63°0	63°0	63°4	64°0	64°2	61°73
62°2	62°1	61°8	61°7	61°6	61°5	61°3	61°1	61°1	61°3	63°0	63°9	60°76
61°5	61°8	61°6	60°8	60°7	60°3	60°0	60°2	60°2	60°9	62°1	63°3	60°10
—	—	—	—	—	—	—	—	—	—	—	—	61°02
61°5	62°0	61°4	61°3	60°8	60°8	61°0	60°6	60°7	60°8	61°1	61°4	62°23
59°9	60°2	59°5	59°2	59°3	59°3	58°9	59°2	59°5	59°7	60°5	61°0	62°18
59°1	59°1	59°1	58°6	58°9	58°8	58°0	57°7	58°2	58°5	59°9	61°0	61°48
60°4	60°1	59°6	59°7	59°2	59°4	59°5	59°1	59°2	60°5	61°3	62°6	62°37
62°1	61°5	61°1	60°7	61°6	61°5	60°0	59°9	61°0	61°1	62°0	62°3	63°10
61°4	60°7	61°2	61°2	60°9	61°5	61°1	61°0	61°0	61°5	61°6	62°9	63°00
—	—	—	—	—	—	—	—	—	—	—	—	64°70
60°3	59°8	60°0	60°1	60°0	59°6	59°6	59°1	59°4	60°3	61°1	62°0	62°45
—	—	—	—	—	—	—	—	—	—	—	—	62°41
62°60	62°53	62°24	62°13	62°09	62°01	61°72	61°60	61°81	62°43	63°45	64°23	63°43
61°0	60°9	60°9	61°0	60°2	60°4	60°6	60°2	60°3	60°9	61°5	63°1	61°70
61°6	61°5	61°0	61°5	60°3	59°8	59°9	59°6	59°7	60°2	61°0	61°8	61°76
60°5	60°8	60°7	60°4	60°0	59°8	59°6	60°0	59°8	60°5	61°7	62°7	61°30
61°3	60°9	60°7	60°9	60°2	60°9	59°7	59°9	59°2	59°7	61°2	62°0	61°80
60°1	60°0	60°0	60°2	59°8	58°4	57°7	58°2	58°8	60°0	61°4	62°0	61°42
—	—	—	—	—	—	—	—	—	—	—	—	61°37
60°6	59°8	60°0	59°6	59°5	59°5	59°2	59°5	59°1	60°4	61°5	62°7	61°50
60°6	60°6	60°0	59°5	59°5	59°4	59°5	59°4	59°6	60°7	61°8	62°6	60°31
58°5	57°0	56°2	57°9	58°4	58°3	56°4	55°6	55°6	57°9	60°4	61°7	59°83
56°2	55°6	55°6	55°2	55°3	55°7	55°8	56°3	56°9	58°4	60°1	61°5	61°26
59°4	59°4	59°2	59°5	59°5	59°5	59°3	59°6	59°9	60°6	61°8	62°7	62°17
60°1	60°4	60°9	60°6	61°2	61°1	60°5	60°3	60°6	61°1	61°7	62°2	62°83
—	—	—	—	—	—	—	—	—	—	—	—	63°40
62°2	62°0	61°9	61°7	61°5	61°1	61°1	60°9	60°7	61°7	63°4	64°6	62°62
62°0	62°4	62°2	61°6	61°5	61°6	61°4	61°3	61°3	61°6	62°7	63°9	62°33
62°2	62°2	61°6	61°5	61°0	60°6	60°4	60°3	60°8	61°4	63°2	63°8	60°47
61°7	61°5	61°0	61°3	61°0	60°5	60°8	60°7	60°5	60°6	61°3	62°6	59°74
58°9	58°5	58°2	58°0	58°1	57°8	58°1	58°6	59°0	59°7	60°7	61°2	60°30
57°4	58°0	56°2	57°0	58°2	58°6	59°0	59°1	59°0	60°3	61°4	61°6	61°04
—	—	—	—	—	—	—	—	—	—	—	—	61°22
60°0	59°4	59°4	59°0	59°0	58°0	57°5	57°6	57°6	58°4	59°3	60°2	61°02
60°1	60°2	60°1	60°3	60°6	60°6	60°2	60°2	60°4	60°7	62°0	63°0	59°17
61°0	61°0	61°0	60°7	60°4	59°7	59°5	59°7	60°2	60°4	61°2	61°9	59°41
60°2	60°3	60°1	59°8	59°8	59°7	59°5	59°1	59°4	59°6	59°6	60°5	60°53
58°5	58°7	58°9	58°8	58°3	57°8	58°2	58°2	57°8	58°3	58°6	59°0	60°21
58°7	59°0	59°2	59°2	59°0	58°5	58°1	58°4	57°8	58°1	59°7	60°1	59°78
—	—	—	—	—	—	—	—	—	—	—	—	60°53
59°8	59°6	59°9	59°0	59°7	59°8	59°5 ^a	59°5	58°7	59°8	60°7	61°0	60°21
58°8	59°1	59°0	58°7	58°6	59°1	59°0	58°9	59°0	59°5	60°1	60°5	59°41
59°4	58°6	58°5	58°6	58°6	58°6	58°5	58°1	58°5	58°9	60°3	61°0	60°53
—	—	—	—	—	—	—	—	—	—	—	—	60°21
60°03	59°90	59°71	59°67	59°58	59°42	59°19	59°20	59°24	59°98	61°09	61°92	59°78
—	—	—	—	—	—	—	—	—	—	—	—	61°10

^a Five minutes late.

STANDARD THERMOMETER.													
Hours of Mean Göttingen Time.	0	1	2	3	4	5	6	7	8	9	10	11	
Hours of Mean St. Helena Time.	23	0	1	2	3	4	5	6	7	8	9	10	
JULY.	1	61°3	62°0	62°2	62°3	62°5	62°5	61°5	59°8	59°0	59°0	59°0	59°0
	2	61°7	62°4	62°9	63°8	65°0	64°4	63°4	62°1	61°6	60°8	59°7	59°7
	3	61°8	61°8	62°4	62°6	62°5	62°5	62°2	60°2	59°0	59°0	58°7	58°2
	4	62°2	64°7	65°5	65°6	65°1	64°7	63°5	61°7	60°1	59°2	58°6	58°5
	5	—	—	—	—	—	—	—	—	—	—	—	—
	6	60°4	60°9	61°7	62°1	61°9	61°3	60°8	60°0	59°5	59°3	59°3	59°1
	7	60°6	60°1	60°8	61°3	61°3	61°0	59°6	58°4	58°5	58°6	58°2	58°5
	8	58°7	59°7	59°4	60°3	60°2	60°4	59°8	59°4	59°1	58°5	58°8	58°6
	9	59°2	60°8	61°4	61°3	61°0	60°8	59°7	59°2	58°4	57°6	58°1	57°5
	10	59°5	60°7	61°6	60°2	60°7	60°0	59°2	58°5	58°2	58°0	57°9	58°0
	11	62°0	61°5	61°1	61°2	61°5	61°0	59°9	59°6	59°0	59°0	59°0	59°2
	12	—	—	—	—	—	—	—	—	—	—	—	—
	13	59°4	60°7	60°6	60°4	60°3	59°4	58°8	58°5	57°6	57°5	57°2	57°4
	14	58°3	58°1	60°0	60°5	61°0	60°3	59°2	58°0	57°5	57°6	57°5	57°1
	15	60°1	61°6	61°8	62°2	62°3	61°7	60°6	59°4	58°6	59°0	58°4	58°3
	16	57°6	58°2	59°1	59°7	59°3	58°7	58°0	57°6	57°2	57°0	56°8	56°7
	17	58°3	59°1	60°6	60°7	59°4	58°5	58°3	56°7	57°1	56°7	56°6	56°7
	18	59°5	60°3	59°3	59°5	59°7	59°2	58°5	57°9	58°2	57°6	57°3	57°0
	19	—	—	—	—	—	—	—	—	—	—	—	—
	20	58°2	59°3	59°6	60°0	60°0	59°4	58°7	58°5	58°0	57°7	56°5	57°0
	21	58°3	59°7	61°9	62°0	61°7	60°9	59°7	58°9	58°1	58°0	57°9	57°5
	22	58°8	59°3	59°6	59°7	59°3	57°8	57°0	57°0	56°6	56°7	56°7	56°8
	23	60°2	60°7	60°7	61°2	61°4	61°0	60°2	59°0	58°5	58°0	57°6	57°5
	24	60°7	61°7	60°6	61°7	61°2	61°1	60°2	59°2	58°2	57°9	57°1	56°9
	25	59°4	59°2	59°0	58°8	58°3	58°1	58°0	57°7	57°8	57°7	57°8	57°6
	26	—	—	—	—	—	—	—	—	—	—	—	—
	27	60°0	60°6	61°3	61°0	61°5	59°6	59°3	58°4	58°1	57°6	57°6	57°5
	28	59°5	60°1	60°4	61°0	60°7	60°6	60°1	58°7	58°1	58°0	57°5	57°2
	29	62°5	63°2	63°3	63°8	62°9	62°1	61°4	60°3	59°6	59°0	58°7	58°5
	30	61°9	62°5	62°0	62°6	63°6	62°0	62°5	60°5	58°3	55°8	54°7	54°3
	31	60°5	60°2	61°1	61°3	60°6	60°5	60°2	59°4	59°1	58°9	58°7	58°7
Hourly Means	60°02	60°71	61°11	61°36	61°29	60°72	60°01	59°06	58°48	58°14	57°85	57°74	
AUGUST.	1	61°3	62°0	62°6	62°8	62°4	62°4	60°3	59°6	58°6	58°3	58°8	57°9
	2	—	—	—	—	—	—	—	—	—	—	—	—
	3	59°0	60°0	60°2	60°1	59°6	59°2	58°4	57°6	57°5	57°0	56°9	56°5
	4	58°7	59°5	60°9	60°1	59°1	59°2	57°7	57°5	57°6	57°5	56°5	56°5
	5	58°2	59°6	59°9	60°4	59°5	59°4	58°7	57°9	57°2	56°9	56°8	56°2
	6	60°7	62°4	62°8	62°7	62°5	62°4	61°2	60°2	59°8	59°5	59°2	59°0
	7	61°6	61°0	61°0	61°2	61°5	61°1	60°6	59°7	59°5	59°0	58°4	57°5
	8	60°5	60°2	60°2	60°4	60°2	60°2	60°0	59°0	58°1	58°2	57°5	57°3
	9	—	—	—	—	—	—	—	—	—	—	—	—
	10	61°5	61°6	60°5	62°1	61°0	60°8	59°8	59°1	58°9	58°6	58°6	58°1
	11	61°4	61°6	62°0	62°0	61°5	60°5	59°5	58°4	58°1	57°7	57°8	57°3
	12	58°7	59°2	58°1	58°9	58°7	57°6	57°0	56°6	56°2	56°5	56°5	56°5
	13	60°0	59°7	59°9	61°1	60°5	59°7	57°7	57°6	56°5	56°5	56°9	56°4
	14	60°1	59°9	60°4	60°4	59°3	59°4	58°8	57°7	57°1	57°1	56°8	56°7
	15	57°7	58°0	58°8	58°6	59°0	58°8	58°3	57°4	56°4	56°5	56°5	56°5
	16	—	—	—	—	—	—	—	—	—	—	—	—
	17	58°0	58°6	58°8	59°8	59°5	59°2	58°1	57°2	57°0	56°7	56°5	56°1
	18	58°1	59°4	60°6	61°2	59°1	58°0	57°9	57°2	56°7	56°6	56°5	55°4
	19	57°7	57°8	58°3	58°4	57°6	57°4	56°3	56°0	56°0	56°0	55°6	56°2
	20	58°4	59°1	58°9	59°1	58°9	58°0	57°5	57°4	57°0	57°1	57°5	57°7
	21	60°0	61°0	60°6	60°0	59°7	59°5	59°1	58°5	58°4	58°4	58°0	58°0
	22	59°1	59°8	60°2	60°9	61°2	60°7	59°7	59°2	58°8	58°7	58°8	58°4
	23	—	—	—	—	—	—	—	—	—	—	—	—
	24	61°4	62°1	63°0	62°5	61°6	61°0	60°2	59°4	58°6	58°3	58°3	58°3
	25	60°6	61°6	62°2	62°3	62°1	62°0	60°5	59°1	58°9	58°2	57°8	58°1
	26	60°7	61°0	62°4	60°6	59°7	59°6	59°6	58°9	58°3	57°9	57°5	57°8
	27	59°7	59°6	61°2	61°3	61°1	60°8	59°7	58°7	58°3	58°3	58°0	57°6
	28	60°0	60°3	60°6	60°8	61°0	60°0	59°2	58°1	57°9	57°5	57°4	57°3
	29	60°9	61°6	62°4	62°1	61°1	60°4	59°4	58°6	58°0	58°0	58°0	57°5
	30	—	—	—	—	—	—	—	—	—	—	—	—
	31	60°7	62°0	62°3	61°5	60°0	60°8	60°0	58°5	58°5	58°5	58°4	57°6
Hourly Means	59°80	60°34	60°72	60°82	60°30	59°93	59°05	58°27	57°84	57°67	57°52	57°25	

STANDARD THERMOMETER.

12	13	14	15	16	17	18	19	20	21	22	23	Daily and Monthly Means.
11	12	13	14	15	16	17	18	19	20	21	22	
58°8	58°7	58°8	58°6	58°6	58°3	57°7	57°8	57°8	58°3	59°3	61°2	59°75
58°8	58°1	58°2	58°5	58°6	58°7	58°9	58°2	58°2	58°7	59°5	60°5	60°52
57°8	57°6	57°7	57°7	57°3	57°3	57°3	56°9	56°6	58°1	60°0	61°0	59°42
—	—	—	—	—	—	—	—	—	—	—	—	—
58°6	58°5	58°2	58°3	58°6	57°4	57°2	56°5	57°4	58°9	59°9	60°2	60°38
58°9	58°5	58°6	58°4	58°5	58°4	58°3	58°2	58°1	58°9	59°7	59°8	59°61
58°7	58°6	58°6	58°5	57°5	58°2	58°0	57°5	57°3	58°1	58°9	59°6	59°02
58°8	58°6	57°5	57°3	57°3	57°8	57°4	57°5	57°2	57°1	58°3	59°0	58°61
57°5	58°0	58°2	57°0	57°4	57°3	56°7	57°4	57°3	57°3	58°4	58°5	58°58
58°0	58°0	58°0	58°0	57°4	57°1	57°1	57°0	56°8	57°7	59°3	60°8	58°65
—	—	—	—	—	—	—	—	—	—	—	—	—
58°0	58°0	58°0	58°0	57°7	57°7	57°1	57°1	57°0	57°5	58°5	59°2	59°07
57°6	57°0	57°2	57°4	57°1	56°1	57°0	57°0	56°6	57°7	58°6	58°5	58°15
57°5	57°5	57°3	56°7	55°8	55°9	56°1	56°7	57°2	57°6	58°9	59°7	58°00
58°5	58°3	57°6	57°2	57°6	58°4	58°1	57°5	57°2	57°4	57°6	57°6	59°04
56°5	56°3	56°4	56°1	56°6	56°2	56°1	55°8	55°7	56°5	57°5	58°0	57°23
56°8	57°0	57°1	57°0	57°0	57°1	56°5	56°1	56°4	57°0	57°5	58°5	57°61
—	—	—	—	—	—	—	—	—	—	—	—	—
57°4	56°5	56°7	56°2	56°1	55°6	55°5	56°1	56°3	56°6	57°5	57°8	57°60
57°1	56°9	56°8	56°7	57°0	56°9	56°8	56°9	56°9	57°8	57°6	60°0	57°93
57°5	57°3	57°5	57°2	56°9	55°7	56°6	56°1	56°0	56°4	57°3	58°5	58°23
56°4	56°1	56°5	55°9	55°5	55°5	55°9	55°6	55°6	56°2	57°7	59°0	57°13
56°9	56°8	56°8	56°5	56°0	56°2	55°9	56°5	56°5	57°1	58°4	59°5	58°30
57°0	57°4	57°2	57°0	57°0	56°8	57°1	57°1	57°2	58°0	59°0	58°5	58°57
—	—	—	—	—	—	—	—	—	—	—	—	—
58°0	57°7	57°1	57°1	56°6	56°3	55°9	56°1	56°4	56°2	57°8	58°9	57°65
57°3	57°3	57°2	57°0	56°8	56°7	56°9	56°6	56°2	57°0	58°2	59°2	58°29
57°2	57°3	57°0	56°8	56°9	56°6	56°8	56°1	56°7	58°0	58°7	59°9	58°33
58°3	58°0	57°5	57°7	58°1	58°0	58°0	57°9	57°9	58°7	60°5	61°6	59°90
53°9	54°3	54°3	54°1	53°6	55°0	55°7	56°3	56°5	58°2	59°5	60°0	58°00
56°4	54°7	54°5	54°8	55°0	56°0	56°5	56°5	56°5	58°7	59°0	60°3	58°25
57°56	57°37	57°28	57°10	56°98	56°93	56°93	56°85	56°87	57°62	58°63	59°46	58°59
—	—	—	—	—	—	—	—	—	—	—	—	—
57°8	57°5	57°7	57°7	57°6	57°0	56°5	56°5	56°9	57°3	58°5	58°4	59°02
56°5	56°0	56°0	56°2	55°8	55°6	55°4	55°2	55°7	56°5	57°3	57°8	57°33
56°5	56°5	56°1	55°8	56°4	55°7	55°4	55°5	55°5	55°8	56°6	57°6	57°26
56°1	56°5	56°1	56°3	56°0	55°7	55°4	55°8	56°2	56°3	58°0	59°5	57°44
58°8	58°8	58°6	58°3	58°1	57°4	57°6	57°0	57°3	58°1	59°4	60°5	59°68
56°9	56°3	56°2	56°5	57°0	57°2	57°8	58°0	57°8	58°1	59°6	60°5	58°92
—	—	—	—	—	—	—	—	—	—	—	—	—
57°5	57°5	57°8	58°0	58°0	58°0	57°8	57°7	57°9	58°2	59°5	60°7	58°77
58°0	58°1	57°8	57°6	56°6	56°6	57°0	57°0	57°0	57°2	58°8	59°1	58°81
57°5	57°3	56°8	56°5	56°2	56°3	56°0	55°7	55°7	56°1	57°0	58°0	58°20
56°3	56°4	56°1	55°9	55°6	55°8	55°7	56°0	55°9	56°4	57°2	58°5	56°93
56°4	56°4	56°0	56°1	56°3	55°6	56°0	55°8	55°9	56°8	57°5	58°3	57°48
55°5	55°9	56°0	55°6	55°1	55°1	55°1	54°8	55°1	55°7	56°5	56°7	57°12
—	—	—	—	—	—	—	—	—	—	—	—	—
55°9	55°9	55°5	55°4	55°2	55°2	54°8	54°9	55°5	55°1	56°0	57°0	56°62
55°4	55°1	55°1	55°3	55°5	55°0	55°4	55°4	55°3	56°1	56°5	57°1	56°78
55°8	55°1	55°5	55°0	55°1	55°1	54°6	54°8	55°0	55°5	56°3	57°2	56°74
56°1	55°7	55°6	56°0	56°0	55°8	56°0	56°1	56°2	56°4	56°7	57°5	56°56
57°4	57°8	57°6	57°7	57°5	57°7	58°0	57°9	58°1	58°2	58°7	59°4	58°02
58°2	58°0	58°0	58°0	57°9	57°8	57°9	57°8	58°2	58°1	58°6	59°1	58°70
—	—	—	—	—	—	—	—	—	—	—	—	—
57°6	58°0	57°6	57°6	57°6	57°8	57°9	57°8	58°0	58°0	59°8	60°5	58°90
57°9	57°7	57°5	57°5	57°1	57°0	57°0	57°0	57°1	57°4	58°8	59°7	59°02
57°9	57°7	57°8	57°9	57°9	57°3	57°8	56°9	57°6	58°2	58°6	60°0	59°12
58°0	57°6	57°3	57°3	57°3	57°5	57°5	57°2	57°3	58°0	59°4	60°5	58°70
57°2	57°0	56°7	56°6	56°4	56°5	56°3	55°9	55°8	56°7	57°5	58°6	58°15
56°7	55°9	56°0	55°5	55°9	55°9	56°1	56°0	56°8	56°8	58°6	58°8	57°88
—	—	—	—	—	—	—	—	—	—	—	—	—
58°2	58°4	58°3	57°8	58°0	57°6	57°9	57°5	58°0	58°3	59°7	59°9	59°07
57°6	57°8	57°3	57°7	57°6	57°0	56°6	56°8	56°7	57°7	58°1	59°1	58°70
57°07	56°96	56°81	56°76	56°68	56°51	56°52	56°42	56°63	57°04	58°05	58°85	58°07

STANDARD THERMOMETER.													
Hours of Mean Göttingen Time.	0	1	2	3	4	5	6	7	8	9	10	11	
Hours of Mean St. Helena Time.	23	0	1	2	3	4	5	6	7	8	9	10	
SEPTEMBER.	1	60°0	60°9	61°4	61°5	61°1	60°7	59°6	58°5	58°4	58°2	58°1	57°5
	2	60°3	60°7	61°1	61°0	59°3	59°0	58°3	57°8	57°7	57°7	57°7	57°1
	3	60°5	61°1	61°6	61°4	61°1	60°0	59°1	58°1	58°4	57°8	58°2	57°6
	4	58°3	59°3	59°2	59°8	59°2	58°4	58°1	57°6	57°3	57°6	57°3	57°5
	5	58°0	58°5	59°7	59°4	58°6	58°1	57°7	56°4	56°5	56°6	56°7	56°8
	6	—	—	—	—	—	—	—	—	—	—	—	—
	7	58°9	60°7	60°9	61°6	60°8	60°7	59°8	58°5	57°9	57°8	57°0	56°9
	8	60°0	61°5	61°1	61°0	61°0	61°0	59°8	58°4	57°9	57°0	57°1	56°7
	9	58°4	59°6	59°7	60°0	60°7	60°5	59°4	58°6	58°4	58°3	58°0	58°1
	10	61°2	62°2	63°0	62°2	61°2	61°5	61°5	60°2	59°1	58°5	58°6	58°1
	11	60°0	60°5	62°2	62°2	62°5	62°5	62°7	61°1	59°3	58°5	58°4	58°1
	12	59°7	60°7	62°0	62°4	62°2	61°8	61°2	60°1	59°0	58°5	58°2	58°2
	13	—	—	—	—	—	—	—	—	—	—	—	—
	14	61°0	61°6	61°9	62°0	62°2	61°7	60°5	59°2	58°7	58°2	57°8	57°5
	15	61°6	62°1	63°1	62°7	62°8	62°6	61°4	61°0	60°4	59°6	59°0	58°4
	16	60°8	62°6	63°6	64°1	64°1	63°4	62°6	61°0	59°7	58°7	58°4	58°2
	17	61°8	62°0	62°8	64°1	64°0	62°6	61°1	60°0	59°0	58°5	58°1	58°2
	18	58°8	60°8	61°0	61°7	60°8	60°8	59°5	58°5	57°7	58°5	57°5	57°0
	19	60°0	61°5	61°4	61°9	62°2	61°2	59°5	58°9	58°2	57°8	58°0	57°8
	20	—	—	—	—	—	—	—	—	—	—	—	—
	21	60°5	62°0	61°6	62°0	61°7	60°7	60°0	59°1	58°5	58°5	58°3	58°0
	22	61°7	61°2	61°4	62°0	61°7	61°3	60°9	60°1	59°6	59°0	58°7	58°4
	23	61°5	63°4	64°6	64°7	64°5	63°7	62°5	60°7	59°8	59°3	59°0	58°7
	24	58°8	58°9	59°2	59°2	59°9	59°5	58°6	57°9	57°5	57°0	57°0	56°7
	25	61°2	61°4	62°0	62°3	61°5	60°7	59°6	58°6	58°1	58°0	57°6	57°8
	26	61°4	62°6	62°7	63°0	62°0	61°5	60°6	59°3	58°8	58°6	58°3	58°3
	27	—	—	—	—	—	—	—	—	—	—	—	—
	28	60°4	61°6	62°3	62°0	62°0	60°3	60°1	59°0	58°7	58°4	58°1	58°1
	29	60°9	61°5	61°9	62°2	61°5	60°5	59°3	58°8	58°3	57°9	57°4	57°2
	30	59°3	60°1	61°1	61°0	60°4	60°0	59°0	58°0	57°6	57°2	57°4	57°0
Hourly Means	60°19	61°12	61°63	61°82	61°50	60°95	60°09	59°05	58°48	58°14	57°92	57°69	
OCTOBER.	1	58°1	58°9	59°0	59°5	58°5	57°7	57°5	57°5	56°5	56°5	56°5	56°1
	2	60°0	61°0	60°7	61°1	60°5	60°0	59°0	58°3	57°9	58°0	58°0	58°0
	3	60°0	60°5	60°5	59°9	59°2	59°0	58°4	58°2	57°6	57°4	57°5	57°5
	4	—	—	—	—	—	—	—	—	—	—	—	—
	5	58°1	59°0	58°4	58°4	58°2	57°4	57°3	56°7	55°8	55°8	55°5	55°4
	6	58°1	59°1	60°3	60°4	59°1	59°5	58°6	57°6	57°0	56°7	56°9	56°5
	7	57°8	59°0	59°4	59°9	60°3	60°1	58°9	57°9	57°4	56°9	57°1	56°3
	8	59°2	61°1	61°1	60°6	60°1	60°9	59°3	58°1	57°4	57°1	56°8	56°7
	9	61°0	62°0	62°3	62°7	62°0	61°6	60°1	59°0	58°4	58°3	58°4	58°1
	10	60°7	62°2	63°0	63°0	62°5	61°5	60°0	59°0	58°7	58°2	58°0	57°9
	11	—	—	—	—	—	—	—	—	—	—	—	—
	12	61°2	62°7	63°4	62°7	62°2	61°2	60°2	59°2	58°8	58°6	57°9	58°0
	13	62°6	63°0	63°7	63°1	62°1	60°8	59°8	59°0	58°7	58°2	58°1	57°7
	14	61°6	62°0	62°2	62°6	61°6	62°4	60°9	59°6	58°7	58°8	58°5	58°5
	15	61°6	61°7	61°3	61°6	61°9	61°7	60°7	59°5	59°0	58°5	58°0	58°0
	16	62°5	62°2	62°1	62°3	61°8	61°6	60°5	59°3	59°0	58°7	58°5	58°3
	17	59°3	61°8	62°5	62°5	62°7	61°6	60°5	59°3	58°6	58°2	58°0	57°7
	18	—	—	—	—	—	—	—	—	—	—	—	—
	19	63°5	61°9	62°3	63°7	62°9	61°8	60°6	59°7	59°2	58°9	58°5	58°1
	20	60°1	62°0	61°3	63°3	64°1	62°0	60°7	59°6	58°7	58°6	58°0	57°8
	21	62°8	63°7	64°8	63°2	63°4	63°0	61°2	60°2	59°6	59°0	59°0	58°6
	22	62°2	63°1	61°1	62°1	62°2	60°7	60°1	59°2	58°4	58°2	58°0	58°1
	23	61°5	63°8	63°0	63°5	62°6	61°8	60°9	60°0	59°0	59°1	58°9	58°4
	24	61°4	63°0	64°4	63°9	61°0	59°7	59°5	59°1	58°2	57°8	57°7	57°7
	25	—	—	—	—	—	—	—	—	—	—	—	—
	26	61°1	62°9	63°0	62°7	62°8	62°2	61°0	60°0	59°7	59°1	58°9	58°9
	27	60°3	60°6	62°5	61°4	61°8	62°0	61°7	60°1	59°5	59°3	59°2	59°1
	28	59°6	60°3	59°7	59°2	59°4	60°5	59°5	59°2	58°9	58°9	58°6	58°4
	29	61°0	61°3	60°9	60°5	59°3	58°7	58°8	58°4	58°0	58°0	57°9	57°7
	30	63°6	65°5	66°0	66°5	66°5	66°0	64°8	62°5	61°0	60°2	59°8	59°7
	31	64°1	64°3	64°7	64°9	65°1	64°7	63°0	61°0	60°0	59°6	58°9	58°8
Nov. 1	—	—	—	—	—	—	—	—	—	—	—	—	
Hourly Means	60°85	61°80	61°99	62°04	61°62	61°11	60°13	59°16	58°51	58°24	58°04	57°85	

STANDARD THERMOMETER.

12	13	14	15	16	17	18	19	20	21	22	23	Daily and Monthly Means.
11	12	13	14	15	16	17	18	19	20	21	22	
57°0	56°9	56°6	56°8	56°8	56°8	56°4	56°7	56°9	57°5	58°5	59°3	58°42
57°1	57°2	57°2	57°5	57°0	56°7	57°1	56°8	56°9	57°5	58°2	59°5	58°18
57°9	57°9	57°6	57°0	57°4	57°1	56°5	56°7	56°2	56°7	57°2	57°7	58°37
57°7	57°5	57°5	57°7	57°6	57°5	57°4	57°1	56°5	57°1	58°0	58°1	57°89
—	—	—	—	—	—	—	—	—	—	—	—	56°97
56°1	56°0	55°8	56°0	55°8	55°6	55°7	56°0	56°0	56°5	56°9	58°0	57°83
57°0	57°0	56°6	56°5	56°4	56°0	55°8	55°7	55°2	55°7	57°0	57°5	57°78
56°7	56°3	56°3	56°1	55°5	55°7	55°6	56°0	55°6	56°1	57°1	57°2	58°45
57°9	57°0	57°8	57°7	57°5	57°7	56°8	56°7	57°0	58°1	58°8	60°0	58°52
58°0	57°5	57°0	56°3	55°1	55°1	54°8	54°0	55°1	56°8	58°1	59°4	58°63
58°0	57°5	56°7	55°5	54°6	54°4	55°2	55°9	56°5	57°4	58°1	59°4	58°75
—	—	—	—	—	—	—	—	—	—	—	—	58°90
57°5	57°4	56°6	55°6	55°6	56°2	56°5	56°0	56°6	58°0	59°6	60°5	59°40
57°4	57°5	57°3	57°1	56°7	56°6	56°6	56°7	57°2	58°5	59°6	60°1	60°00
57°4	57°1	57°3	57°4	57°3	56°8	56°7	56°5	56°9	58°1	59°4	59°9	59°37
58°3	57°9	57°7	57°7	57°4	58°0	57°6	57°9	58°0	59°5	61°1	61°7	58°34
58°3	57°9	57°4	57°4	57°3	57°1	57°4	57°7	57°5	57°9	58°2	58°5	58°69
57°0	57°1	57°3	57°3	57°0	57°0	56°9	56°6	57°1	57°6	58°1	59°6	58°50
—	—	—	—	—	—	—	—	—	—	—	—	59°20
57°5	57°3	57°5	57°4	56°4	56°3	57°1	57°0	57°7	58°1	58°7	59°2	60°19
57°6	56°8	56°1	55°0	54°4	54°5	55°8	56°6	57°2	58°1	60°1	60°8	57°57
57°7	57°2	57°5	57°5	57°4	57°1	57°0	56°8	57°5	58°6	59°8	60°8	58°76
58°1	58°2	58°0	57°8	58°0	58°1	58°2	58°4	59°0	59°4	59°5	59°5	58°96
57°1	56°2	56°1	55°6	56°1	56°2	56°2	56°4	56°0	57°0	58°5	60°1	58°99
57°5	57°5	57°5	57°3	56°7	56°5	56°5	56°2	56°7	58°5	59°6	61°0	58°34
—	—	—	—	—	—	—	—	—	—	—	—	58°69
57°5	57°3	57°1	57°0	56°5	56°5	56°5	56°7	57°0	57°6	58°7	59°5	58°50
58°0	58°0	57°6	57°8	57°6	57°4	57°1	57°1	57°4	58°0	59°0	59°9	59°20
56°9	56°8	57°3	56°9	57°0	56°6	56°0	56°5	56°5	56°6	57°4	58°2	60°19
57°0	56°5	56°5	56°1	56°0	55°8	55°3	55°3	55°6	56°0	56°5	57°1	57°57
—	—	—	—	—	—	—	—	—	—	—	—	58°76
57°47	57°21	57°07	56°85	56°58	56°51	56°49	56°54	56°76	57°57	58°53	59°33	58°96
—	—	—	—	—	—	—	—	—	—	—	—	58°99
56°5	56°0	56°2	56°3	56°0	55°5	55°8	55°9	56°3	57°0	58°4	59°4	58°34
57°8	57°4	57°6	57°1	57°6	57°5	58°1	58°0	58°1	58°5	59°1	59°6	58°70
—	—	—	—	—	—	—	—	—	—	—	—	57°36
56°3	56°2	56°3	55°9	55°7	56°0	55°0	55°3	55°0	55°4	56°4	57°4	56°37
55°5	55°5	55°0	55°0	55°4	54°8	55°0	55°0	55°7	55°6	56°9	57°5	57°05
56°6	56°1	55°7	55°9	56°0	55°1	55°0	55°0	54°8	55°5	56°6	57°0	57°29
56°5	56°6	56°3	55°6	55°5	55°5	55°4	55°5	55°6	55°9	57°1	58°5	57°84
56°8	56°6	56°5	56°3	56°2	56°0	55°5	55°6	56°4	57°1	57°6	59°2	58°96
58°0	57°4	57°0	57°4	57°0	57°0	56°8	56°6	57°2	58°0	59°3	59°5	59°17
—	—	—	—	—	—	—	—	—	—	—	—	59°40
57°6	57°7	57°9	57°6	57°0	57°0	57°2	57°0	57°5	58°0	59°3	61°7	59°03
58°2	58°3	58°2	57°5	57°6	57°2	57°1	57°4	58°0	58°9	59°4	61°8	59°38
57°6	57°4	57°1	56°8	57°0	56°6	56°5	56°8	57°4	57°6	58°6	60°5	59°15
58°0	58°0	58°2	57°6	57°3	57°7	57°7	57°3	57°9	58°3	59°4	60°4	58°90
57°9	57°6	57°6	57°9	57°4	57°0	57°0	56°9	57°3	58°3	60°2	60°9	59°17
57°7	57°5	57°0	56°9	56°3	56°4	56°5	56°5	57°0	57°6	58°5	59°0	59°22
—	—	—	—	—	—	—	—	—	—	—	—	59°40
57°5	57°8	57°5	57°4	56°8	56°7	57°5	57°5	58°0	59°0	59°7	61°9	59°28
58°0	57°9	57°5	57°2	57°5	57°2	57°0	57°0	57°5	58°1	59°4	60°3	59°97
57°6	57°6	57°5	57°4	57°1	57°0	57°1	57°1	57°5	58°6	60°4	61°7	59°29
58°5	58°4	58°2	58°0	57°8	57°7	57°6	57°5	58°0	58°7	59°6	60°8	59°62
57°7	57°9	57°6	57°4	57°6	57°7	57°5	57°7	58°2	58°7	59°7	61°8	59°22
58°5	58°0	57°8	58°0	57°8	57°7	57°7	57°7	57°7	58°4	59°0	60°0	59°76
—	—	—	—	—	—	—	—	—	—	—	—	59°38
58°1	58°0	58°0	57°6	57°6	57°5	57°9	57°7	57°6	58°4	59°3	60°2	58°64
58°5	58°1	57°9	57°8	58°0	58°0	58°0	58°2	58°4	58°5	59°6	61°0	58°77
59°0	58°5	58°4	58°1	57°6	57°7	57°7	57°6	57°6	57°9	58°5	59°1	61°31
58°0	58°0	58°1	57°7	57°3	57°6	57°1	57°4	57°3	58°1	58°6	59°9	60°32
57°7	57°4	57°6	57°2	57°6	57°4	57°5	57°5	58°0	59°0	60°9	62°1	58°88
59°4	58°6	59°0	58°4	58°4	58°3	58°1	58°2	58°2	59°2	61°1	62°5	—
—	—	—	—	—	—	—	—	—	—	—	—	—
58°5	58°3	58°1	57°9	57°9	57°8	57°6	57°7	57°7	58°3	59°2	59°7	—
57°70	57°51	57°40	57°18	57°07	56°95	56°92	56°95	57°26	57°87	58°96	60°13	58°88

STANDARD THERMOMETER.													
Hours of Mean Göttingen Time.	0	1	2	3	4	5	6	7	8	9	10	11	
Hours of Mean St. Helena Time.	23	0	1	2	3	4	5	6	7	8	9	10	
NOVEMBER.	2	60.1	61.2	63.6	64.7	63.6	62.2	61.7	60.3	59.2	59.1	58.8	58.7
	3	63.9	65.1	65.7	66.2	66.3	65.7	64.0	61.7	60.6	59.6	59.0	58.8
	4	64.6	65.6	66.9	67.6	68.4	69.6	68.1	64.2	61.4	61.1	60.6	60.0
	5	61.7	63.0	62.6	62.3	62.1	61.9	61.0	59.7	59.3	59.1	59.1	58.8
	6	62.5	64.6	64.5	63.8	63.4	62.7	62.0	61.2	60.6	59.8	59.7	59.7
	7	62.6	64.0	63.8	63.6	63.2	62.9	61.7	60.7	60.4	60.0	59.8	60.0
	8	—	—	—	—	—	—	—	—	—	—	—	—
	9	60.3	60.5	61.0	61.3	61.0	60.8	60.3	59.5	59.3	59.3	59.0	59.1
	10	62.2	63.8	63.5	62.7	63.0	62.5	60.4	60.1	59.5	59.5	59.3	59.0
	11	59.3	60.0	60.2	61.0	60.7	60.2	60.0	59.5	58.7	58.6	58.7	58.4
	12	58.6	59.1	59.5	60.4	60.6	60.3	59.7	59.3	59.0	59.0	58.7	58.5
	13	59.4	58.8	61.5	62.2	62.1	61.5	60.8	59.8	59.6	59.2	59.1	59.1
	14	60.5	60.1	60.4	61.5	61.2	60.6	60.0	59.5	59.0	59.1	58.9	58.5
	15	—	—	—	—	—	—	—	—	—	—	—	—
	16	63.7	65.0	64.7	64.7	63.5	62.7	61.6	60.7	60.1	60.0	59.6	59.2
	17	64.4	65.1	65.3	64.8	65.1	64.1	62.7	61.0	60.3	59.8	59.4	59.5
	18	61.2	61.5	63.1	62.5	61.0	60.7	59.6	59.4	58.7	58.5	58.9	58.7
	19	61.1	62.2	63.0	63.7	63.5	63.7	62.3	60.6	60.0	59.5	59.3	59.1
	20	62.1	65.2	66.0	65.5	65.3	64.1	62.7	61.4	60.7	60.1	60.0	60.0
	21	61.5	63.7	64.0	64.5	64.3	63.0	61.7	60.6	59.5	59.5	59.2	58.6
	22	—	—	—	—	—	—	—	—	—	—	—	—
	23	62.0	62.1	62.7	63.6	63.0	62.0	62.1	61.3	60.4	59.6	59.5	59.3
	24	65.0	64.6	64.8	66.6	66.5	64.6	62.6	61.1	60.5	60.0	59.8	59.6
	25	64.5	65.5	66.0	64.7	64.0	63.4	62.0	61.1	60.5	60.3	59.7	59.5
	26	61.2	61.4	61.2	62.0	60.6	60.1	59.5	59.0	58.6	57.9	58.0	57.7
	27	59.8	58.5	59.0	59.5	59.6	59.2	58.6	58.4	58.1	58.2	58.2	58.4
	28	60.7	63.0	62.0	61.7	60.2	60.1	59.5	59.4	58.9	58.4	58.3	58.4
	29	—	—	—	—	—	—	—	—	—	—	—	—
	30	61.6	63.4	63.4	64.7	62.5	62.0	60.7	59.8	59.4	59.1	59.0	58.5
	Hourly Means	61.78	62.68	63.14	63.43	62.99	62.42	61.21	60.37	59.69	59.37	59.18	59.00
DECEMBER.	1	62.7	62.8	62.7	63.4	62.0	62.3	60.5	59.7	58.9	58.1	58.2	57.6
	2	61.7	64.0	65.0	64.9	65.5	64.7	63.1	62.1	60.9	60.6	60.0	59.8
	3	64.1	64.4	64.6	64.5	64.5	63.9	64.1	62.7	61.5	60.7	60.5	60.6
	4	61.9	63.1	65.2	65.1	66.0	66.2	65.4	63.3	61.3	60.5	60.3	59.7
	5	65.5	66.5	67.2	68.1	68.0	66.5	64.9	63.3	62.0	61.1	60.8	60.5
	6	—	—	—	—	—	—	—	—	—	—	—	—
	7	64.5	65.5	65.6	63.6	62.6	62.0	60.7	60.2	59.3	59.0	59.5	59.0
	8	61.6	64.0	65.2	66.1	66.2	64.5	61.5	61.2	61.0	60.6	60.5	59.5
	9	63.3	63.7	63.5	63.0	62.6	62.1	61.3	60.6	60.4	60.0	59.7	59.7
	10	62.4	64.0	65.6	65.6	66.6	66.4	65.6	64.3	62.3	61.5	60.7	60.5
	11	64.4	65.7	67.2	66.4	66.1	65.7	65.2	63.4	62.0	61.3	60.7	60.3
	12	66.3	68.0	67.5	68.0	69.6	68.8	68.5	66.1	64.0	63.3	62.7	62.3
	13	—	—	—	—	—	—	—	—	—	—	—	—
	14	63.7	63.8	64.9	65.0	63.3	62.8	62.0	61.2	60.5	60.3	60.1	59.7
	15	62.2	64.0	63.9	64.9	65.7	63.5	62.5	61.1	60.5	60.0	59.9	59.8
	16	62.6	62.9	62.4	63.0	63.2	62.2	61.6	61.0	60.3	60.1	60.0	59.6
	17	61.0	61.1	63.0	62.4	64.1	63.1	62.2	61.7	61.3	60.6	59.5	59.4
	18	62.3	64.0	65.2	64.5	63.9	63.3	62.3	61.5	61.0	60.3	60.3	60.3
	19	66.0	67.4	65.5	67.6	66.6	66.3	65.1	63.4	61.9	61.1	61.0	60.4
	20	—	—	—	—	—	—	—	—	—	—	—	—
	21	63.2	64.7	65.0	65.0	64.4	63.8	62.9	62.1	61.5	61.0	61.0	60.5
	22	62.3	64.7	66.4	65.7	66.6	67.1	64.6	63.5	62.3	61.8	61.7	61.6
	23	63.0	63.1	63.7	65.9	67.0	66.5	65.3	63.6	62.4	62.0	61.3	60.9
	24	64.4	65.7	67.1	66.4	64.8	63.6	63.1	62.4	61.7	61.2	60.9	60.7
	25	—	—	—	—	—	—	—	—	—	—	—	—
	26	—	—	—	—	—	—	—	—	—	—	—	—
	27	—	—	—	—	—	—	—	—	—	—	—	—
	28	63.5	64.1	66.0	66.4	67.9	66.0	64.8	63.7	62.6	62.2	62.0	61.5
	29	65.5	66.5	66.7	67.8	67.0	66.6	64.7	63.6	62.5	61.7	61.9	61.6
	30	65.3	65.1	66.2	66.1	66.0	65.7	64.1	63.1	62.0	61.7	61.7	61.6
	31	64.5	65.5	67.6	66.5	66.1	64.9	63.9	63.0	62.0	61.6	61.4	61.4
Hourly Means	63.52	64.57	65.32	65.44	65.45	64.74	63.60	62.47	61.44	60.89	60.65	60.74	

STANDARD THERMOMETER.												
12	13	14	15	16	17	18	19	20	21	22	23	Daily and Monthly Means.
11	12	13	14	15	16	17	18	19	20	21	22	
58.5	58.4	58.1	58.3	58.0	57.8	57.7	57.6	58.6	60.2	61.4	63.0	60.03
58.7	58.4	58.1	57.9	57.8	57.5	57.5	57.4	58.1	59.5	61.6	62.9	60.92
58.9	59.1	59.2	58.9	58.8	58.5	58.3	58.1	58.3	58.8	60.0	61.1	61.92
58.8	58.6	58.5	58.2	58.2	58.2	58.1	58.4	58.6	59.5	60.2	61.5	59.89
59.4	59.5	59.7	59.2	59.0	58.8	58.7	58.9	59.0	59.5	59.6	61.9	60.74
—	—	—	—	—	—	—	—	—	—	—	—	60.44
59.3	58.9	58.7	58.5	58.5	58.6	58.7	58.8	59.3	59.6	59.5	59.5	59.39
59.0	58.7	58.6	58.5	58.5	58.4	58.0	58.0	58.0	58.5	59.2	60.5	60.02
58.8	58.8	58.9	58.7	58.6	58.5	57.3	58.4	58.4	59.0	60.4	59.3	58.81
58.7	58.5	57.8	58.2	57.6	57.5	57.0	57.5	57.6	57.7	59.0	59.1	58.98
58.5	58.5	58.3	58.3	58.2	57.2	58.0	58.1	58.6	58.8	60.1	60.2	59.41
59.0	58.8	58.6	58.4	58.0	58.0	58.1	58.0	58.4	58.6	59.5	59.4	59.64
—	—	—	—	—	—	—	—	—	—	—	—	60.83
59.5	59.1	58.9	58.7	58.6	58.1	58.4	58.6	59.0	59.6	61.2	62.3	60.65
59.0	59.2	58.7	59.0	58.6	58.6	58.4	59.0	59.6	60.5	61.5	62.3	59.40
59.2	59.0	58.9	58.6	58.5	58.3	58.2	57.8	58.0	58.5	59.1	60.0	60.31
58.9	58.7	58.5	58.3	58.2	58.4	57.7	57.8	57.9	58.5	59.0	59.8	61.24
59.2	59.7	59.0	59.3	59.0	58.3	58.0	58.4	58.4	58.8	59.5	61.8	60.30
59.8	59.7	59.1	59.1	59.1	59.1	59.4	59.4	59.7	60.0	60.3	61.9	60.50
—	—	—	—	—	—	—	—	—	—	—	—	61.09
59.5	58.7	58.4	58.7	58.0	57.3	58.0	57.5	58.1	60.1	60.7	62.1	60.76
58.9	58.9	58.8	58.7	58.7	58.7	—	—	59.2	59.6	59.5	62.5	58.57
59.4	59.0	59.0	58.0	58.2	58.4	57.7	58.7	59.1	60.0	61.0	62.0	58.83
59.5	59.3	58.6	58.8	58.5	58.2	58.4	58.3	57.5	58.7	60.3	61.0	59.23
57.9	57.0	56.9	56.6	57.2	56.9	57.2	56.3	57.8	57.9	58.1	58.6	59.70
57.7	57.5	57.3	56.5	57.3	56.7	57.0	57.6	57.4	58.8	60.4	60.3	60.04
—	—	—	—	—	—	—	—	—	—	—	—	60.04
58.3	58.1	58.5	58.1	58.0	57.7	57.3	57.8	58.5	58.6	59.3	60.7	60.04
58.6	58.0	58.4	57.5	57.6	57.6	57.5	57.3	57.0	57.9	59.8	61.5	60.04
58.92	58.72	58.54	58.36	58.27	58.05	57.94	58.07	58.40	59.09	60.01	61.01	60.04
57.7	57.3	57.5	57.5	57.2	57.2	57.0	56.9	57.4	58.9	59.6	60.9	59.33
59.7	59.5	59.5	59.0	59.1	59.1	58.7	58.5	59.4	60.5	63.4	63.6	61.35
60.2	59.6	59.5	59.1	59.0	59.0	59.0	59.0	59.1	59.8	61.4	61.2	61.33
59.8	59.7	59.7	59.7	59.1	59.1	59.4	59.1	59.6	61.0	61.7	63.0	61.62
—	—	—	—	—	—	—	—	—	—	—	—	62.23
59.5	59.5	59.5	59.7	59.2	59.3	59.1 ^a	58.7	59.1	59.3	61.1	62.0	60.52
59.2	59.4	59.3	59.1	59.4	58.9	59.6	59.2	59.1	59.0	59.3	59.5	61.27
59.9	59.3	59.1	59.0	59.2	59.1	58.9	58.9	59.3	60.0	62.4	63.4	60.52
59.4	59.2	58.9	58.6	58.6	58.4	58.4	58.0	59.3	60.4	61.5	61.8	61.95
60.3	59.6	59.5	59.4	59.5	59.9	59.9	60.0	59.5	60.1	61.0	62.5	62.32
60.2	60.0	59.8	59.5	59.2	59.7	59.5	59.6	60.4	61.7	63.4	64.2	62.93
—	—	—	—	—	—	—	—	—	—	—	—	60.60
60.0	60.2	59.7	59.7	59.5	59.1	58.9	58.8	59.1	59.3	60.0	61.0	60.67
59.5	59.1	58.8	58.8	58.5	58.2	58.1	58.0	58.1	58.5	59.0	61.1	60.43
59.5	58.8	58.9	59.0	58.5	58.7	58.0	58.1	58.5	59.5	59.1	59.9	60.76
59.1	59.3	59.7	59.0	58.4	58.8	58.5	58.6	59.5	59.5	60.8	61.6	61.17
59.4	59.8	60.0	59.6	59.5	58.6	59.4	59.5	59.5	60.8	61.6	61.2	62.32
60.4	59.7	60.0	58.4	58.9	59.4	58.6	58.0	58.8	60.0	62.6	64.3	62.93
—	—	—	—	—	—	—	—	—	—	—	—	60.60
60.5	60.2	60.2	60.1	60.0	59.1	59.3	59.6	60.0	60.2	61.7	62.5	60.67
60.5	60.1	59.9	59.5	59.2	59.0	58.5	59.0	58.7	59.8	60.9	61.3	60.43
61.0	60.6	59.9	59.5	59.0	59.0	58.5	58.4	59.1	59.7	62.5	63.0	60.76
60.7	60.7	60.3	59.8	59.7	60.0	59.6	60.0	60.3	60.1	61.9	63.0	61.17
60.2	60.5	60.7	60.6	60.6	60.1	59.5	59.9	60.6	61.6	62.0	63.0	62.32
—	—	—	—	—	—	—	—	—	—	—	—	62.93
—	—	—	—	—	—	—	—	—	—	—	—	60.60
61.5	61.8	61.7	60.2	60.3	60.2	69.6	60.0	60.6	61.4	62.8	63.7	60.67
61.5	61.5	61.0	60.8	60.5	60.5	60.5	60.1	60.2	61.8	63.4	64.6	60.43
61.1	61.6	61.0	60.2	60.0	60.1	60.0	60.2	60.6	61.2	62.7	62.8	60.76
61.4	61.0	60.5	60.6	60.5	60.0	60.0	59.7	60.6	61.2	62.0	63.1	61.17
59.69	59.92	59.78	59.46	59.30	59.22	59.07	59.03	59.46	60.18	61.56	62.39	61.58

^a Omitted in the Means. Ten minutes late.

STANDARD THERMOMETER.													
Hours of Mean } Göttingen } Time.	0	1	2	3	4	5	6	7	8	9	10	11	
Hours of Mean } St. Helena } Time.	23	0	1	2	3	4	5	6	7	8	9	10	
JANUARY.	1	65°6	66°1	67°2	68°5	68°2	67°4	66°4	64°4	62°8	62°5	61°7	61°5
	2	66°8	69°0	69°1	70°2	69°1	67°2	65°7	64°2	63°5	62°5	62°1	62°1
	3	—	—	—	—	—	—	—	—	—	—	—	—
	4	65°0	66°5	68°0	68°0	67°0	67°3	65°8	64°2	63°5	62°6	62°1	61°6
	5	67°8	68°4	65°7	67°0	66°5	66°3	64°8	63°2	62°5	62°2	61°5	61°1
	6	63°7	66°6	68°3	66°8	67°2	67°0	65°5	64°1	63°0	62°1	61°5	61°1
	7	60°3	63°7	65°9	65°4	65°1	64°9	64°2	63°9	62°5	62°3	62°0	62°0
	8	62°4	64°8	66°0	66°5	65°5	65°0	65°2	64°2	62°7	62°0	61°5	61°5
	9	62°0	64°2	66°6	66°5	66°6	66°8	65°6	64°2	63°1	62°6	62°5	62°1
	10	—	—	—	—	—	—	—	—	—	—	—	—
	11	65°3	67°2	67°3	67°7	68°6	67°6	66°3	64°2	62°9	62°8	62°5	62°4
	12	65°4	65°1	67°0	65°2	66°0	65°9	65°5	64°0	63°0	62°4	61°5	62°4
	13	65°0	67°0	68°9	68°3	67°5	67°6	65°8	64°6	63°5	62°7	62°4	62°1
	14	64°5	63°5	63°3	63°7	63°6	63°6	63°3	62°7	62°1	61°8	61°8	61°6
	15	66°0	67°2	66°9	68°0	66°2	65°1	64°2	63°4	62°3	62°0	61°6	61°7
	16	65°1	67°0	66°6	67°6	67°3	65°7	65°7	64°6	63°4	63°0	62°6	62°1
	17	—	—	—	—	—	—	—	—	—	—	—	—
	18	67°7	67°0	67°2	68°9	68°0	66°2	65°4	63°9	62°7	62°6	62°0	62°0
	19	65°6	67°0	67°9	68°7	68°8	67°5	67°0	65°3	63°7	63°1	62°6	62°0
	20	65°7	66°7	66°0	65°6	67°4	68°2	66°5	67°0	65°2	64°2	63°7	63°3
	21	67°3	68°5	69°0	69°6	68°7	68°6	68°0	66°7	65°4	65°0	64°6	64°0
	22	65°2	65°3	66°1	67°2	67°6	67°1	66°5	65°2	64°5	63°7	63°5	63°0
	23	63°6	63°3	64°6	64°5	65°2	65°4	65°0	64°0	62°7	62°2	62°2	62°0
	24	—	—	—	—	—	—	—	—	—	—	—	—
	25	65°5	66°5	67°7	69°6	69°2	69°7	68°6	66°3	64°6	64°0	63°7	63°1
	26	63°0	64°8	64°5	65°8	66°0	65°7	65°0	63°8	63°1	62°7	62°5	62°4
	27	65°2	67°2	68°3	67°7	66°5	66°0	65°1	64°6	63°6	63°2	63°0	62°9
	28	64°1	63°3	64°6	66°0	67°0	66°5	65°4	64°7	64°2	63°7	63°1	62°7
	29	65°4	66°1	67°0	67°1	65°5	65°2	65°2	65°0	63°8	63°0	62°2	62°7
	30	65°1	66°5	66°1	66°7	67°5	68°3	67°5	65°7	64°6	63°9	63°5	63°3
	31	—	—	—	—	—	—	—	—	—	—	—	—
Hourly Means	64°93	66°10	66°76	67°18	66°99	66°61	65°74	64°54	63°42	62°88	62°46	62°26	
FEBRUARY.	1	66°9	67°4	67°4	67°7	68°2	67°3	66°3	65°0	64°1	63°5	63°1	63°2
	2	66°7	68°4	69°2	69°4	69°5	69°4	68°3	67°3	65°1	64°6	64°4	63°6
	3	68°1	69°6	70°4	70°3	70°5	69°9	68°5	66°6	65°3	65°1	64°0	64°4
	4	69°2	69°2	69°4	70°2	70°8	71°6	68°1	66°9	65°8	65°5	65°0	64°7
	5	66°6	66°9	67°9	67°5	67°7	67°0	66°4	65°7	64°6	64°1	63°7	64°0
	6	67°1	68°2	69°2	69°7	68°7	67°6	67°2	66°0	65°3	65°1	65°0	64°5
	7	—	—	—	—	—	—	—	—	—	—	—	—
	8	67°8	67°4	68°8	67°9	68°6	68°5	66°8	65°8	65°0	65°0	64°7	64°5
	9	67°7	68°5	68°5	68°9	68°9	68°3	67°1	66°0	64°8	64°5	64°2	64°3
	10	66°5	68°0	69°0	68°4	68°7	68°3	67°4	66°1	65°3	64°7	64°1	64°0
	11	67°7	69°8	69°8	71°4	72°0	70°7	69°4	68°8	67°0	66°0	65°2	64°8
	12	68°8	70°7	69°5	69°4	69°2	69°0	69°2	67°3	65°8	65°3	65°2	65°2
	13	67°8	70°0	71°4	71°7	72°3	71°8	71°6	70°4	68°5	67°5	66°5	66°1
	14	—	—	—	—	—	—	—	—	—	—	—	—
	15	67°0	68°4	69°1	68°0	67°9	67°5	66°7	66°5	65°3	65°2	64°7	64°6
	16	68°6	70°0	71°4	72°6	73°1	71°5	71°1	69°4	68°2	66°9	65°1	64°7
	17	67°4	69°0	70°5	71°0	70°8	68°9	68°0	67°1	66°3	65°5	65°4	65°2
	18	67°7	68°8	70°6	71°5	71°7	71°5	70°5	70°0	67°6	66°8	66°3	66°0
	19	69°4	71°3	72°1	72°7	72°1	71°6	69°1	68°5	67°0	66°4	66°1	65°7
	20	68°9	71°0	72°6	73°1	73°5	72°0	71°1	69°9	68°3	67°1	66°8	67°0
	21	—	—	—	—	—	—	—	—	—	—	—	—
	22	65°9	66°5	66°4	66°3	67°2	66°3	65°9	65°8	65°5	65°5	64°8	64°8
	23	68°3	69°1	69°4	70°1	69°7	70°4	69°2	67°6	66°1	65°1	64°8	65°4
	24	68°3	69°3	71°3	71°7	71°7	71°4	71°1	69°4	68°0	67°5	67°1	67°0
	25	70°3	71°5	72°5	72°5	72°1	71°5	71°1	69°9	68°3	67°7	67°0	66°5
	26	68°6	69°4	69°6	70°1	69°4	69°1	68°7	67°7	67°1	66°8	66°6	66°4
	27	67°1	68°0	68°4	67°0	66°8	65°5	65°8	66°0	65°7	65°6	65°3	65°1
	28	—	—	—	—	—	—	—	—	—	—	—	—
Hourly Means	67°85	69°02	69°77	69°96	70°05	69°44	68°52	67°49	66°25	65°71	65°21	65°07	

STANDARD THERMOMETER.

12	13	14	15	16	17	18	19	20	21	22	23	Daily and Monthly Means.
11	12	13	14	15	16	17	18	19	20	21	22	
61°5	61°5	61°0	60°9	60°7	60°7	61°0	60°7	61°3	62°0	63°7	65°4	63°45
61°0	60°5	60°8	60°3	60°3	59°8	60°2	60°1	60°8	61°3	63°1	63°1	63°45
61°4	61°0	60°5	61°0	60°7	60°5	60°1	60°4	60°8	61°5	62°7	65°2	63°22
61°3	61°2	61°1	60°7	60°7	60°3	60°4	60°1	60°6	61°0	62°5	63°3	62°92
61°4	61°1	60°8	60°4	59°8	59°8	59°9	60°2	60°4	60°5	62°4	61°9	62°73
61°8	61°5	61°5	61°0	60°8	60°6	60°4	60°3	60°3	61°4	62°4	63°4	62°40
61°4	61°0	60°8	60°8	60°5	60°2	60°0	60°7	59°9	60°8	61°9	62°4	62°40
62°0	61°7	61°6	61°1	61°2	60°7	60°2	60°0	60°2	62°1	62°4	63°7	62°90
61°7	61°9	61°7	61°6	61°3	60°7	60°8	60°6	60°9	61°5	63°2	64°7	63°56
61°5	61°1	61°5	61°0	61°2	61°5	61°5	61°3	61°4	61°3	63°3	63°6	63°07
62°0	61°7	62°0	61°8	61°7	61°8	61°7	61°8	62°1	63°0	63°7	63°1	63°82
61°0	61°1	61°1	60°9	60°7	61°0	60°7	60°9	61°4	63°1	64°7	66°0	62°42
61°4	61°4	61°0	60°6	60°4	60°5	60°8	60°5	61°3	62°6	64°4	65°3	63°12
62°6	62°0	61°8	61°5	61°5	61°2	61°2	61°1	61°0	62°3	63°2	64°8	63°54
61°5	61°3	61°0	61°6	61°0	60°6	61°0	61°0	61°3	62°1	64°1	65°4	63°56
62°3	62°1	61°4	61°2	60°7	61°6	61°0	61°4	62°0	63°5	63°0	63°8	63°88
63°3	63°2	63°1	63°0	62°5	62°2	61°9	62°2	63°4	64°0	64°9	66°4	64°57
63°6	63°3	63°2	63°5	63°0	62°5	62°3	62°4	62°5	62°6	62°7	63°5	65°02
62°5	62°1	61°7	61°8	61°8	61°3	61°6	61°0	61°4	61°3	62°2	62°5	63°59
62°7	61°7	62°0	61°7	62°0	61°7	61°3	61°0	61°7	61°7	64°0	65°1	62°97
63°1	62°8	62°6	62°0	62°0	61°9	61°1	61°0	61°0	60°7	61°5	62°1	64°18
62°5	62°2	61°7	61°7	61°6	60°7	61°0	60°7	61°4	61°9	63°3	64°5	63°02
62°6	62°5	62°4	61°5	61°5	61°5	61°9	61°7	61°6	62°0	62°5	64°2	63°72
62°7	62°0	62°0	61°8	62°0	60°9	60°7	60°6	60°8	61°2	62°9	63°9	63°20
62°7	62°4	62°4	62°1	61°7	61°3	61°0	61°1	61°4	63°0	64°2	64°7	63°59
63°0	62°6	62°3	62°2	62°0	62°0	62°0	62°4	62°6	63°1	64°2	65°6	64°28
62°10	61°80	61°65	61°45	61°28	61°06	60°99	60°97	61°29	61°98	63°20	64°14	63°41
63°0	62°9	62°7	62°4	62°6	62°7	62°2	62°4	62°9	63°3	64°5	65°5	64°47
63°7	62°8	62°5	62°6	62°6	62°2	62°7	62°5	62°8	64°5	64°7	66°7	65°26
63°8	63°6	63°6	63°5	63°3	63°0	62°5	62°7	62°5	63°7	66°3	67°6	65°78
64°7	64°6	64°2	63°9	63°9	63°6	63°1	63°1	62°8	62°9	64°2	65°5	65°95
64°1	63°8	63°5	63°1	63°2	63°1	62°8	63°0	62°9	62°8	64°1	65°7	64°76
63°8	63°6	63°5	63°1	63°4	63°6	63°5	63°7	63°2	64°1	64°7	66°2	65°42
64°4	64°2	64°0	63°7	63°6	63°0	63°2	63°1	63°5	64°0	64°8	66°2	65°35
63°9	63°8	63°5	63°0	62°9	62°7	62°6	62°6	62°6	63°1	63°8	64°9	65°05
63°7	63°6	63°4	63°1	63°1	63°1	62°6	62°7	63°0	63°6	65°0	67°0	65°18
64°4	64°0	63°6	63°2	63°1	63°0	63°1	63°4	63°6	64°5	67°5	68°0	66°42
64°7	64°5	64°2	63°9	63°3	63°4	63°5	62°9	63°5	64°6	65°8	66°7	66°07
65°8	65°4	64°8	64°6	64°6	64°7	64°4	64°3	64°5	65°0	65°4	66°1	67°30
64°5	64°2	64°1	64°0	63°8	63°7	63°7	63°6	63°7	64°2	65°7	67°2	65°55
64°6	65°1	64°7	64°2	64°4	64°5	64°7	64°6	64°7	65°6	67°2	67°5	67°27
65°0	64°6	64°5	64°4	64°5	64°3	64°0	64°1	64°4	64°8	65°7	66°0	66°31
65°7	65°4	65°2	65°1	65°0	64°5	64°8	64°9	65°4	66°0	67°5	68°4	67°37
65°9	65°7	65°6	65°9	65°7	65°7	64°6	65°2	65°5	65°7	66°1	65°5	67°46
66°4	65°6	65°6	65°5	65°5	65°0	64°7	64°8	65°2	65°4	65°6	65°5	67°75
65°3	64°6	64°1	64°4	63°6	64°1	64°1	64°0	63°2	64°4	66°0	66°2	65°20
65°2	64°6	63°9	63°7	64°3	63°7	63°8	63°8	63°6	65°0	66°2	67°0	66°25
66°3	66°0	66°2	66°1	65°9	65°8	66°0	65°3	65°8	66°5	67°9	69°0	67°94
66°2	65°9	65°5	65°5	65°0	65°0	65°2	65°0	65°2	65°7	66°7	68°5	67°93
65°6	65°3	65°1	65°0	65°0	64°7	64°6	64°7	64°7	65°0	66°2	67°4	66°78
65°7	65°5	65°1	65°2	65°3	64°5	64°7	63°8	63°5	64°7	66°4	67°1	65°74
64°85	64°55	64°30	64°13	64°07	63°90	63°80	63°76	63°86	64°55	65°75	66°72	66°19

STANDARD THERMOMETER.													
Hours of Mean Göttingen Time.	0	1	2	3	4	5	6	7	8	9	10	11	
Hours of Mean St. Helena Time.	23	0	1	2	3	4	5	6	7	8	9	10	
MARCH.	1	67.7	68.5	68.6	69.0	69.4	69.3	68.8	67.9	67.2	66.8	66.2	66.1
	2	70.5	70.3	69.7	70.2	70.5	70.7	69.4	68.3	67.0	66.5	66.5	66.3
	3	68.3	69.0	69.4	68.0	67.6	67.0	67.2	66.5	66.0	66.1	65.7	65.8
	4	68.2	69.2	69.5	71.0	71.6	71.3	70.0	68.7	67.7	67.3	66.9	66.7
	5	69.3	69.7	70.4	70.9	70.8	70.6	69.8	68.2	67.6	67.2	66.5	66.3
	6	67.3	68.6	69.0	68.3	68.8	68.5	67.6	66.8	66.4	66.0	65.5	65.7
	7	—	—	—	—	—	—	—	—	—	—	—	—
	8	66.8	67.8	67.1	69.3	69.4	68.4	67.3	66.7	66.3	66.0	66.0	65.5
	9	66.7	67.5	67.0	67.1	66.7 ^a	66.1	65.7	65.4	64.9	64.9	64.6	65.0
	10	67.5	67.7	68.7	68.6	67.9	67.5	66.7	66.5	66.0	65.9	65.3	65.2
	11	68.1	69.9	69.9	70.4	69.6	69.6	68.8	67.7	66.9	66.4	65.7	65.6
	12	68.4	68.0	69.5	68.8	68.6	68.4	67.7	66.7	65.6	65.5	65.0	64.9
	13	67.6	68.7	68.8	70.0	69.6	69.3	68.4	67.0	66.0	65.4	65.5	64.9
	14	—	—	—	—	—	—	—	—	—	—	—	—
	15	68.4	68.4	68.4	68.5	69.5	68.7	68.4	67.0	65.5	64.8	64.9	64.7
	16	67.9	68.3	68.4	69.9	69.5	69.0	68.6	68.0	67.0	66.0	65.3	65.5
	17	69.0	69.7	69.4	69.1	67.1	67.9	69.0	67.1	66.1	65.7	65.5	65.6
	18	69.3	70.6	71.2	70.6	69.7	68.7	67.5	66.7	66.1	65.6	65.5	65.1
	19	68.5	68.5	70.1	69.8	69.6	69.0	67.6	66.5	66.0	65.5	65.0	65.1
	20	66.2	66.8	68.6	69.1	68.8	68.6	68.1	66.5	65.7	65.6	65.1	65.1
	21	—	—	—	—	—	—	—	—	—	—	—	—
	22	68.0	68.4	67.6	68.0	66.6	66.1	66.1	65.5	64.8	64.7	64.8	64.8
	23	67.3	67.6	67.8	67.7	67.1	67.1	66.6	66.5	66.0	65.5	65.3	65.7
	24	66.6	67.4	68.3	68.7	68.2	67.8	67.5	67.1	66.5	66.1	65.7	65.1
	25	69.0	69.5	70.9	72.1	72.6	72.3	71.5	69.6	68.2	68.0	67.5	67.2
	26	69.7	71.5	71.4	72.1	72.2	73.1	71.3	70.2	68.3	67.7	67.6	67.4
	27	68.6	69.4	69.9	70.8	71.0	70.2	69.0	68.2	67.3	66.7	66.3	65.6
	28	—	—	—	—	—	—	—	—	—	—	—	—
	29	68.2	68.8	70.3	71.4	70.6	70.1	69.5	68.1	67.6	67.0	66.8	66.3
	30	70.5	71.7	70.7	72.0	72.2	72.5	71.9	71.4	69.5	68.5	68.0	67.6
	31	68.3	69.2	70.8	70.8	69.2	68.9	67.8	67.5	66.7	66.1	66.1	65.7
Hourly Means	68.22	68.91	69.31	69.71	69.53	69.14	68.44	67.49	66.63	66.20	65.88	65.72	
APRIL.	1	68.4	69.7	68.8	69.1	69.3	68.6	68.0	67.0	66.4	65.7	65.7	65.7
	2 ^b	—	—	—	—	—	—	—	—	—	—	—	—
	3	67.5	69.4	70.2	70.4	69.7	69.0	68.0	67.1	66.4	66.0	65.9	65.6
	4	—	—	—	—	—	—	—	—	—	—	—	—
	5	68.5	69.7	70.4	70.5	71.7	70.9	70.5	68.7	67.5	66.6	66.2	66.3
	6	68.1	68.2	68.4	68.5	68.5	68.2	67.6	66.8	65.5	65.2	65.0	64.9
	7	66.6	67.7	68.2	69.0	69.2	68.3	67.6	66.0	65.6	65.5	65.5	65.3
	8	69.7	70.0	70.6	71.5	70.5	69.5	68.7	68.0	67.2	66.7	66.3	66.1
	9	69.4	71.1	70.5	69.4	70.0	69.5	68.5	68.0	67.0	66.6	66.5	66.3
	10	68.3	69.2	69.3	69.5	67.2	69.0	68.1	67.1	66.0	65.9	65.9	65.5
	11	—	—	—	—	—	—	—	—	—	—	—	—
	12	65.0	66.7	67.8	66.2	67.5	66.8	66.2	65.2	65.1	64.5	64.0	64.1
	13	67.4	68.7	68.8	67.8	68.1	68.0	65.0	64.8	64.5	64.6	63.1	62.9
	14	64.8	66.3	67.5	67.5	68.6	67.1	65.4	63.6	64.5	64.6	64.5	64.0
	15	66.8	67.7	67.4	68.2	67.4	66.5	65.9	65.4	65.0	65.0	65.0	64.6
	16	66.7	67.4	68.1	67.9	66.9	66.9	66.2	65.6	64.7	64.5	64.6	64.5
	17	67.0	67.9	67.2	67.8	68.6	67.5	67.0	65.8	65.6	64.5	64.0	63.6
	18	—	—	—	—	—	—	—	—	—	—	—	—
	19	67.2	68.5	67.6	67.6	67.9	68.0	68.0	66.2	65.1	64.5	64.0	63.6
	20	67.3	69.1	69.2	68.3	68.8	68.6	67.0	66.5	65.1	64.8	65.0	64.4
	21	64.7	66.6	67.3	68.0	66.9	65.5	65.1	63.7	63.8	64.0	63.8	63.8
	22	66.0	66.5	65.9	65.7	65.4	64.3	63.6	62.5	62.9	63.0	63.2	63.1
	23	65.7	66.6	67.2	67.7	69.0	70.0	67.9	66.2	65.0	64.6	64.3	63.6
	24	68.9	70.2	71.0	72.5	72.0	70.5	68.6	66.2	65.0	64.5	64.3	64.3
	25	—	—	—	—	—	—	—	—	—	—	—	—
	26	69.4	70.2	71.6	72.3	72.5	70.4	69.3	67.0	65.3	64.6	63.9	64.0
	27	69.4	70.6	71.5	71.3	71.0	70.1	69.0	67.3	66.5	65.7	65.1	64.9
	28	68.1	69.0	69.9	70.0	69.7	69.7	68.9	67.4	66.2	64.9	64.5	64.5
	29	67.3	67.9	68.3	69.8	69.4	68.6	68.0	67.0	66.0	65.2	64.8	64.9
	30 ^c	69.0	69.1	70.1	70.8	70.7	70.6	70.0	68.3	67.2	66.2	66.0	65.5
Hourly Means	67.49	68.56	68.91	69.09	69.06	68.48	67.52	66.30	65.56	65.12	64.84	64.64	

^a Seven minutes late.

^b Good Friday.

STANDARD THERMOMETER.

12	13	14	15	16	17	18	19	20	21	22	23	Daily and Monthly Means.
11	12	13	14	15	16	17	18	19	20	21	22	
66.2	65.5	65.3	65.4	64.6	65.5	65.1	65.0	64.9	65.0	66.5	68.6	66.80
66.0	66.0	66.5	66.3	66.1	66.0	65.6	65.3	65.5	66.0	66.7	67.2	67.46
65.7	65.6	65.0	65.1	64.8	65.0	65.0	65.0	65.3	65.8	66.6	67.3	66.37
66.6	66.5	66.3	66.0	66.3	66.1	66.0	66.0	65.8	66.4	67.5	68.4	67.75
66.2	66.1	65.6	65.3	65.0	65.0	64.6	65.0	64.8	65.4	66.0	66.2	67.19
—	—	—	—	—	—	—	—	—	—	—	—	—
65.1	65.0	64.6	64.9	64.4	64.3	64.7	64.3	64.9	65.0	65.6	65.9	66.13
65.2	65.2	65.1	65.6	65.0	65.0	64.7	64.5	64.7	65.0	65.0	66.1	66.15
65.0	65.2	65.2	64.7	64.6	64.5	64.5	64.5	65.1	65.2	66.4	66.6	65.50
65.0	64.8	65.0	64.7	64.7	64.7	64.9	65.2	65.2	65.4	66.2	67.9	66.13
65.5	65.0	65.4	65.2	64.7	64.6	64.6	64.5	64.1	64.3	65.5	66.5	66.60
64.9	64.9	64.4	64.5	64.4	64.4	64.0	64.4	64.5	64.4	65.7	66.6	66.01
—	—	—	—	—	—	—	—	—	—	—	—	—
64.7	64.7	64.5	63.8	64.0	64.1	63.8	64.2	64.2	64.0	65.7	67.3	66.09
65.2	64.8	64.3	64.3	64.0	63.9	63.8	63.2	63.5	64.5	66.0	67.4	65.92
65.3	65.0	65.1	65.2	64.8	64.3	64.0	64.0	64.7	65.1	66.4	67.7	66.46
65.4	65.1	65.0	64.7	64.4	64.7	64.5	64.1	64.2	64.7	66.8	68.5	66.39
65.0	64.6	64.4	64.1	64.0	63.9	64.0	62.8	63.6	64.9	66.8	67.8	66.35
64.8	64.6	64.0	64.0	64.4	64.0	63.7	63.6	63.2	64.6	65.3	65.8	65.97
—	—	—	—	—	—	—	—	—	—	—	—	—
65.2	64.9	64.7	64.8	64.7	64.6	64.5	64.0	64.3	64.9	66.2	67.0	66.00
64.9	65.3	65.3	65.6	65.7	65.7	66.0	65.8	65.9	66.1	66.2	66.5	66.02
65.7	65.5	65.0	64.7	64.6	64.6	64.7	64.9	65.0	65.4	66.0	66.3	65.94
65.1	65.1	64.8	64.8	64.8	64.5	64.5	64.7	65.2	65.7	67.1	68.1	66.22
66.8	66.7	66.7	66.4	65.6	66.0	65.6	65.5	66.0	66.5	67.4	68.5	68.17
67.1	67.3	67.0	66.6	66.2	66.1	66.5	66.5	66.3	66.7	67.5	68.4	68.53
—	—	—	—	—	—	—	—	—	—	—	—	—
65.0	65.0	64.9	64.7	64.2	64.1	64.3	64.3	64.6	65.3	66.0	66.9	66.76
66.6	66.5	66.5	66.0	65.3	65.2	65.9	65.9	65.7	65.4	66.4	68.8	67.45
66.8	67.1	67.0	67.5	66.6	66.5	66.2	65.5	65.1	65.5	67.2	67.4	68.54
65.3	65.1	65.0	64.8	64.6	64.5	64.4	64.3	64.1	64.8	66.5	67.5	66.58
65.57	65.45	65.28	65.17	64.91	64.88	64.82	64.70	64.83	65.26	66.34	67.30	66.65
65.5	65.4	65.5	64.9	65.5	65.2	65.0	64.9	65.2	65.3	66.2	67.1	66.59
—	—	—	—	—	—	—	—	—	—	—	—	—
65.0	65.2	64.8	64.5	65.0	64.8	64.5	65.2	65.4	65.5	67.3	68.2	66.69
66.1	66.0	66.1	65.9	65.6	65.3	65.3	65.4	65.4	65.5	65.9	66.6	67.36
64.5	64.4	64.2	64.6	64.5	64.1	63.7	64.1	64.7	65.9	66.4	66.7	65.95
65.1	64.4	64.9	65.0	65.0	64.6	64.6	64.5	65.0	65.5	66.5	68.5	66.17
66.1	65.8	65.6	65.5	65.2	65.2	65.0	65.2	65.3	65.8	67.4	68.2	67.30
65.5	65.7	65.6	65.8	66.0	66.0	65.6	65.4	65.2	65.5	66.0	67.1	67.17
—	—	—	—	—	—	—	—	—	—	—	—	—
64.1	63.9	64.0	64.2	62.8	62.9	62.2	62.5	62.3	61.7	63.4	64.4	65.39
63.5	64.0	63.8	63.0	63.5	63.7	63.3	63.4	62.4	63.4	65.2	66.8	64.80
63.1	63.0	63.0	63.7	62.5	62.6	61.9	63.0	62.9	63.7	64.4	66.5	64.75
63.6	63.7	63.4	63.5	62.5	62.6	62.4	62.6	62.9	63.5	64.5	65.9	64.56
64.6	64.5	64.6	64.3	64.3	64.0	63.5	62.4	62.5	63.7	65.0	66.0	65.18
64.0	63.6	63.0	62.7	62.9	63.0	62.8	62.6	63.3	64.4	65.6	66.7	64.94
—	—	—	—	—	—	—	—	—	—	—	—	—
64.2	63.7	63.7	63.7	63.5	63.4	63.0	63.0	63.5	64.2	64.6	65.6	65.11
63.5	63.2	63.3	63.6	63.6	63.6	63.7	63.5	63.0	64.2	65.7	66.7	65.24
64.0	63.5	63.2	63.0	63.0	63.5	63.4	63.0	63.0	63.5	64.5	64.8	65.27
63.6	63.7	63.2	63.0	62.5	62.4	62.3	62.3	62.0	61.7	61.6	64.3	63.99
63.0	63.1	63.2	63.0	62.6	63.0	62.6	62.3	62.2	62.8	64.3	65.2	63.72
63.0	62.7	63.3	63.4	63.5	63.5	63.3	62.4	63.0	63.6	65.2	66.4	65.05
—	—	—	—	—	—	—	—	—	—	—	—	—
63.7	63.5	63.2	63.6	63.5	62.6	63.4	63.4	63.1	63.6	65.7	67.7	66.04
64.3	63.6	63.6	63.5	63.3	63.7	62.7	62.1	62.3	63.7	65.7	67.0	66.08
64.8	64.5	63.7	61.5	62.5	63.0	63.4	63.5	63.7	64.6	66.0	66.5	66.25
64.4	64.1	64.0	63.7	63.6	63.5	63.5	63.5	63.5	64.2	65.8	66.3	65.95
64.7	64.4	64.1	63.7	63.7	63.5	63.4	63.1	63.4	64.4	65.3	65.9	65.70
65.0	65.0	64.8	64.5	64.3	64.5	64.5	64.6	65.0	65.7	66.1	67.0	66.85
64.36	64.18	64.07	63.91	63.80	63.77	63.56	63.52	63.61	64.22	65.37	66.48	65.68

° Four minutes late.

STANDARD THERMOMETER.													
Hours of Mean Göttingen Time.	0	1	2	3	4	5	6	7	8	9	10	11	
Hours of Mean St. Helena Time.	23	0	1	2	3	4	5	6	7	8	9	10	
MAY.	1	68°3	68°1	67°9	69°3	68°5	68°6	67°7	66°5	65°5	65°0	64°4	64°3
	2	—	—	—	—	—	—	—	—	—	—	—	—
	3	68°3	68°7	70°5	69°4	68°3	^a 67°7	67°1	66°0	65°5	65°1	64°7	64°0
	4	65°8	66°6	66°9	67°5	67°6	66°9	66°4	65°5	65°2	65°0	64°6	64°3
	5	67°2	68°2	66°7	67°4	67°5	66°8	65°8	65°2	64°6	64°2	64°0	63°9
	6	^b 66°7	67°3	67°7	67°2	67°4	66°4	65°5	64°3	63°6	63°7	63°4	63°0
	7	67°4	67°4	68°4	68°7	68°6	67°3	66°6	65°0	64°0	64°0	63°7	63°6
	8	66°4	67°1	67°4	67°6	67°3	66°5	65°3	64°0	63°5	63°1	62°5	62°3
	9	—	—	—	—	—	—	—	—	—	—	—	—
	10	65°1	65°4	66°0	67°0	66°3	66°2	65°5	64°4	63°2	62°4	61°5	61°7
	11	66°3	66°8	67°7	68°1	68°5	69°1	67°1	65°0	63°7	63°0	62°5	62°5
	12	67°5	69°2	69°5	69°9	69°4	68°4	67°3	65°7	65°0	64°5	64°0	63°9
	13	67°3	68°9	69°4	71°0	69°8	69°0	67°6	66°2	65°4	64°8	64°8	64°6
	14	65°7	66°2	66°7	66°7	66°0	65°2	65°0	64°0	63°2	63°6	63°7	63°5
	15	64°7	65°0	66°2	66°8	^c 66°1	65°8	65°1	64°0	63°5	63°4	63°8	63°6
	16	—	—	—	—	—	—	—	—	—	—	—	—
	17	67°3	68°2	69°5	69°8	69°4	68°5	67°4	66°5	66°0	65°2	64°3	63°7
	18	65°7	67°0	68°5	70°4	70°5	69°4	68°3	66°0	65°0	64°2	63°5	63°4
	19	65°9	66°4	67°2	69°3	69°4	68°6	67°5	66°4	65°8	65°5	65°0	65°0
	20	65°4	66°8	67°3	67°2	67°0	67°1	66°3	64°7	62°7	60°8	60°4	59°5
	21	65°3	66°0	66°3	67°0	67°0	66°3	65°5	64°1	64°0	64°0	63°7	63°6
	22	67°5	68°2	67°7	67°5	65°8	65°1	64°0	63°6	63°3	63°3	62°4	63°2
	23	—	—	—	—	—	—	—	—	—	—	—	—
	24	64°7	65°6	66°3	66°0	66°1	65°3	64°4	63°4	63°3	63°3	63°0	62°4
	25	64°6	64°9	66°2	66°9	67°1	66°4	65°2	64°1	63°5	63°2	63°0	63°0
	26	66°5	66°8	67°8	67°5	67°8	67°3	66°5	65°1	64°5	64°1	63°5	63°5
	27	65°6	65°6	66°8	66°3	66°0	66°2	64°9	63°8	62°3	62°7	62°3	62°4
	28	63°0	62°8	62°6	62°0	61°7	61°5	61°0	60°6	60°7	61°0	61°0	60°7
	29	61°7	63°2	63°6	64°2	64°5	63°3	62°1	61°6	61°8	61°4	61°2	60°8
	30	—	—	—	—	—	—	—	—	—	—	—	—
	31	63°5	63°6	62°6	63°0	62°9	63°1	62°4	62°1	61°7	61°6	61°6	61°6
Hourly Means	65°90	66°54	67°05	67°45	67°17	66°60	65°67	64°53	63°87	63°54	63°17	63°00	
JUNE.	1	63°9	65°7	65°4	66°4	66°6	65°7	64°6	63°3	62°7	62°5	62°5	62°7
	2	63°9	65°1	65°9	66°1	66°0	65°4	64°5	63°7	63°3	62°8	62°7	62°7
	3	64°1	64°8	64°5	64°1	64°8	64°2	63°4	62°7	62°5	62°2	61°6	62°0
	4	63°5	64°6	64°2	64°7	63°9	64°0	63°5	63°0	62°7	62°2	62°2	61°5
	5	61°4	63°0	63°4	62°3	63°1	62°9	61°4	61°0	60°6	60°4	60°6	60°6
	6	—	—	—	—	—	—	—	—	—	—	—	—
	7	61°9	62°4	62°3	62°6	62°4	61°4	60°9	60°3	60°0	59°8	59°5	59°8
	8	61°7	62°7	63°5	62°6	63°9	62°4	60°8	60°3	60°2	59°8	59°6	59°5
	9	63°4	62°8	64°5	65°4	64°8	63°9	62°7	61°8	61°0	60°7	60°3	60°3
	10	61°7	62°2	63°5	64°3	62°8	62°8	62°3	61°3	59°8	59°3	57°5	57°3
	11	62°4	63°7	64°4	64°4	^d 64°5	64°0	63°5	62°5	62°2	61°5	61°2	60°9
	12	61°0	61°5	62°2	62°8	62°5	62°0	61°0	60°3	59°8	59°9	60°5	60°4
	13	—	—	—	—	—	—	—	—	—	—	—	—
	14	60°8	60°5	59°8	59°6	59°6	59°3	59°3	59°2	59°5	59°3	59°2	59°1
	15	59°3	60°2	59°2	60°0	59°9	59°8	59°3	58°7	58°8	58°5	58°2	58°1
	16	60°8	61°2	61°2	60°6	60°6	60°1	59°8	59°5	58°7	58°7	58°6	58°0
	17	59°6	60°7	62°5	62°4	62°7	62°5	61°7	60°6	60°3	59°7	59°0	59°2
	18	59°9	59°8	60°1	59°6	59°4	60°0	59°4	58°9	58°7	57°8	57°4	58°2
	19	59°9	60°2	60°2	60°1	60°4	59°6	59°7	58°1	58°3	58°1	58°2	58°4
	20	—	—	—	—	—	—	—	—	—	—	—	—
	21	60°8	60°8	61°0	61°1	60°8	60°7	59°9	59°6	59°6	59°6	59°7	59°7
	22	60°9	60°9	61°0	62°1	61°2	61°2	59°8	59°1	59°1	59°1	58°8	59°0
	23	59°7	60°6	60°7	61°0	60°9	60°4	59°6	58°7	58°0	57°2	58°1	58°0
	24	58°6	59°7	59°8	59°2	59°4	58°3	57°8	57°6	57°6	57°7	57°8	56°9
	25	57°7	59°0	59°8	59°6	60°0	59°6	59°0	58°4	58°5	58°2	58°2	57°7
	26	60°2	60°2	60°4	60°7	59°8	59°3	59°2	58°9	58°9	59°0	58°9	57°5
	27	—	—	—	—	—	—	—	—	—	—	—	—
	28	60°5	60°5	61°7	61°6	62°2	61°7	60°4	59°5	59°1	58°5	58°5	57°8
	29	60°6	61°3	62°0	61°7	61°8	61°9	61°5	60°6	60°1	60°0	59°7	59°3
	30	60°4	60°8	61°6	62°0	62°4	62°3	61°7	60°8	60°6	60°1	59°7	59°5
Hourly Means	61°10	61°73	62°11	62°19	62°17	61°75	61°03	60°32	60°02	59°72	59°55	59°39	

^a Seven minutes late.

^b Five minutes late.

^c Three minutes and a half late.

^d Four minutes late.

STANDARD THERMOMETER.

12	13	14	15	16	17	18	19	20	21	22	23	Daily and Monthly Means.
11	12	13	14	15	16	17	18	19	20	21	22	
64.0	63.0	62.7	63.5	63.5	63.4	63.4	62.7	63.5	63.4	65.5	67.0	65.40
64.0	64.0	64.0	63.9	63.5	63.5	63.0	63.0	62.7	63.5	64.4	65.2	65.42
64.2	63.6	63.4	63.6	63.7	64.2	63.6	63.4	63.9	64.1	65.7	66.9	65.03
63.5	63.0	63.2	63.2	62.3	62.7	63.2	62.7	62.2	63.0	64.7	66.4	64.65
63.0	63.0	62.3	61.8	61.6	61.5	61.0	61.3	61.5	62.7	64.5	65.3	63.99
63.3	62.5	63.1	63.2	63.0	62.5	62.7	62.5	62.5	63.3	64.3	65.4	64.71
62.7	61.6	60.8	60.7	60.9	60.8	60.9	60.4	60.5	62.4	63.5	64.6	63.45
61.5	61.5	61.8	61.8	62.1	62.2	61.8	61.6	60.9	62.4	63.9	65.1	63.39
61.8	61.8	62.3	62.8	63.0	63.0	63.0	63.2	63.2	63.7	64.8	65.5	64.52
63.0	63.5	64.0	63.7	63.4	63.0	63.0	62.1	62.0	63.1	65.3	66.4	65.28
64.1	63.7	63.5	63.2	63.0	63.1	62.5	62.5	62.3	62.6	63.7	64.4	65.31
62.7	62.4	63.0	62.7	62.8	62.6	62.3	62.0	62.5	62.2	63.2	64.1	63.83
63.3	63.1	63.2	63.2	62.6	62.0	62.3	62.4	61.8	62.9	65.2	66.3	64.01
63.5	63.5	63.4	63.4	63.3	63.4	63.5	63.5	63.6	64.2	65.0	65.7	65.49
63.2	63.0	63.0	63.0	62.7	62.9	62.5	61.2	60.8	62.0	63.7	64.5	64.77
64.6	64.0	63.0	62.6	61.9	61.5	60.5	60.6	62.1	63.3	64.1	64.6	64.78
59.5	58.9	59.6	59.8	61.3	61.8	62.1	62.4	62.5	62.8	63.6	64.5	63.08
63.6	63.6	63.1	63.4	63.0	62.9	62.5	61.8	62.0	63.0	65.1	66.5	64.30
63.4	62.8	63.2	63.0	63.2	63.1	62.8	62.7	62.7	62.6	63.0	63.8	64.08
61.8	62.5	62.3	62.6	62.4	62.6	61.8	62.0	61.7	62.5	63.6	63.6	63.47
63.2	62.7	62.6	62.6	61.9	62.0	61.8	61.6	61.7	62.8	64.1	65.2	63.76
63.2	63.1	62.8	62.5	62.4	62.3	62.3	62.1	62.1	62.5	64.1	65.0	64.39
62.5	61.8	61.7	61.5	61.3	61.5	61.4	61.7	61.8	62.4	63.0	63.2	63.28
60.3	59.8	59.5	59.3	59.4	59.3	59.9	59.8	59.4	59.9	61.1	61.5	60.74
61.0	60.9	60.7	60.6	60.6	60.9	61.5	61.1	60.0	60.4	62.2	62.1	61.72
61.3	61.6	61.5	60.3	60.8	60.8	60.3	60.0	60.5	61.4	61.6	62.5	61.76
62.78	62.50	62.45	62.38	62.29	62.29	62.14	61.93	61.94	62.66	63.96	64.82	64.02
62.5	61.9	61.5	60.6	61.2	60.8	60.7	60.0	61.0	61.6	62.3	63.2	62.89
62.4	62.3	62.1	61.7	61.8	61.6	61.7	62.0	60.8	61.9	62.6	63.6	63.19
61.8	61.4	61.8	61.0	61.6	60.5	60.6	60.5	60.7	60.4	61.9	62.8	62.33
61.6	60.8	60.4	61.1	61.0	60.5	60.8	61.0	60.2	59.8	60.2	60.6	62.00
60.1	60.2	59.8	59.9	59.8	59.9	59.7	59.5	59.7	59.5	60.9	61.4	60.88
58.8	59.0	59.2	59.1	59.0	59.0	58.9	59.1	59.2	59.2	59.7	60.0	60.15
59.8	59.1	58.9	58.9	58.8	57.9	59.0	59.4	59.7	60.3	60.8	62.1	60.49
59.2	59.2	59.0	59.4	59.5	59.4	59.7	59.5	59.3	59.8	61.1	61.8	61.19
57.0	56.8	56.6	56.2	56.7	56.9	56.9	56.8	57.6	58.5	60.3	61.3	59.43
60.7	60.7	60.7	60.5	60.4	60.2	60.1	59.9	59.9	59.8	61.0	61.4	61.69
59.0	57.7	57.8	58.2	58.1	58.3	58.0	57.6	58.1	58.7	59.2	60.1	59.78
58.7	58.3	58.3	58.4	58.2	58.0	58.0	57.4	57.8	58.3	59.6	58.7	58.95
58.5	58.1	57.8	58.0	58.3	58.6	58.4	58.4	58.5	58.7	59.4	60.4	58.88
58.5	58.6	57.9	58.1	58.1	58.0	57.9	57.7	58.1	58.3	59.5	59.0	59.06
59.1	59.1	58.8	57.5	57.7	57.8	57.7	57.8	57.5	58.1	58.3	59.7	59.58
58.3	58.1	58.0	57.7	57.3	57.5	57.4	57.6	57.5	58.1	58.7	59.6	58.54
59.6	59.3	59.5	59.6	59.3	59.1	59.0	58.6	59.0	59.5	59.8	60.2	59.32
59.7	59.8	59.5	59.5	59.2	58.7	58.6	58.4	58.9	59.2	60.0	60.6	59.81
58.5	58.2	58.2	57.7	57.8	57.2	57.0	56.2	56.7	57.0	57.6	59.1	58.89
57.6	57.9	58.2	57.3	57.4	57.5	56.1	56.9	57.1	57.2	57.0	56.9	58.33
56.7	56.9	56.6	56.3	56.5	56.6	56.7	56.6	56.6	57.1	57.6	57.3	57.58
57.6	57.7	57.7	57.6	57.4	57.1	56.9	57.0	57.1	57.5	58.4	59.6	58.22
58.7	58.6	58.2	57.9	57.7	57.1	57.0	57.1	57.1	57.8	59.6	60.1	58.75
57.5	57.3	57.6	58.3	58.3	58.6	58.7	58.7	58.7	59.1	59.3	59.9	59.33
59.4	59.3	59.0	59.1	58.9	58.8	58.6	58.5	58.7	58.7	59.1	59.8	59.93
59.0	59.4	59.6	59.5	59.3	59.5	58.5	59.1	59.5	59.8	60.6	60.7	60.27
59.24	59.07	58.95	58.81	58.82	58.66	58.56	58.51	58.65	59.00	59.79	60.38	59.98

STANDARD THERMOMETER.													
Hours of Mean } Göttingen Time.	0	1	2	3	4	5	6	7	8	9	10	11	
Hours of Mean } St. Helena Time.	23	0	1	2	3	4	5	6	7	8	9	10	
JULY.	1	60.7	60.6	60.5	61.0	60.6	60.6	60.5	60.1	59.8	59.6	59.7	59.7
	2	61.8	61.3	62.7	62.3	62.3	61.5	60.7	60.0	59.9	59.7	59.5	59.1
	3	61.6	62.2	62.8	63.0	63.2	62.7	61.5	60.6	60.0	59.6	59.6	59.2
	4	—	—	—	—	—	—	—	—	—	—	—	—
	5	60.9	62.2	61.7	61.9	62.7	62.1	61.2	60.1	59.5	58.7	57.3	57.3
	6	61.2	62.4	64.3	62.0	61.7	61.2	60.7	60.2	59.6	59.3	59.3	59.1
	7	61.4	62.4	62.5	62.1	62.2	61.7	61.1	59.8	59.2	58.7	58.4	58.1
	8	59.4	60.2	61.1	61.6	60.7	60.6	59.5	59.8	58.6	59.0	58.3	58.4
	9	59.0	59.2	60.4	60.8	60.7	60.2	59.7	59.1	58.8	59.0	59.0	59.0
	10	59.4	60.4	59.9	61.1	61.7	60.9	60.3	59.4	59.1	59.0	59.2	59.0
	11	—	—	—	—	—	—	—	—	—	—	—	—
	12	59.0	58.8	58.7	59.7	60.5	60.3	59.4	59.0	58.6	58.5	58.7	58.7
	13	60.8	62.1	62.2	61.6	61.0	60.6	59.8	59.1	59.2	59.4	59.3	59.0
	14	61.2	61.7	61.0	61.5	61.0	61.0	60.8	60.0	59.3	59.4	59.4	58.9
	15	60.4	61.6	61.7	62.1	62.0	62.0	61.3	60.6	59.8	59.5	59.7	59.2
	16	60.3	60.7	62.2	62.3	61.0	60.7	60.1	59.6	58.7	58.3	58.3	58.3
	17	60.4	61.2	61.5	61.4	61.2	60.3	60.0	59.3	58.8	58.8	58.7	58.4
	18	—	—	—	—	—	—	—	—	—	—	—	—
	19	59.6	60.1	59.6	59.7	59.7	59.1	58.5	58.0	57.8	57.7	57.4	57.5
	20	59.9	61.0	60.8	61.1	61.3	60.7	59.6	59.1	58.8	58.4	57.5	57.0
	21	61.9	62.8	63.4	63.4	63.4	62.3	61.2	60.2	59.6	59.5	59.1	58.7
	22	60.9	61.3	61.7	62.9	63.2	62.6	61.8	60.0	58.1	57.6	57.4	57.4
	23	60.6	60.9	61.3	61.1	62.8	61.2	60.5	59.7	58.2	57.3	56.1	56.5
	24	60.3	60.2	60.4	60.3	59.8	59.5	58.8	58.3	58.6	58.5	58.5	58.5
	25	—	—	—	—	—	—	—	—	—	—	—	—
	26	58.0	58.8	60.4	61.1	61.1	60.7	59.9	58.5	57.7	57.3	57.1	56.9
	27	59.7	61.0	61.0	61.1	60.0	58.8	58.6	58.5	58.4	57.6	57.5	57.3
	28	57.8	58.9	60.3	60.2	60.7	60.2	59.3	58.5	57.7	57.1	57.0	57.4
	29	59.0	57.8	59.1	59.0	58.7	58.4	58.0	57.7	57.2	57.2	57.0	57.1
	30	58.8	58.5	59.4	60.0	59.2	59.0	57.2	57.3	57.0	56.7	56.5	56.5
	31	59.2	59.4	60.2	60.4	60.3	59.7	58.7	58.0	57.8	57.3	57.4	57.0
Aug. 1	—	—	—	—	—	—	—	—	—	—	—	—	
Hourly Means	60.12	60.66	61.14	61.29	61.21	60.69	59.95	59.28	58.73	58.47	58.26	58.12	

STANDARD THERMOMETER.

12	13	14	15	16	17	18	19	20	21	22	23	Daily and Monthly Means.
11	12	13	14	15	16	17	18	19	20	21	22	
59°5	59°3	59°1	59°6	59°1	59°1	58°6	59°1	59°6	59°4	60°4	60°9	59°88
58°5	58°0	58°3	58°7	58°4	58°6	58°1	57°3	58°2	59°0	59°2	60°2	59°72
—	—	—	—	—	—	—	—	—	—	—	—	59°73
58°1	57°7	57°5	57°8	57°7	58°1	*57°5	57°4	57°4	58°4	59°5	60°4	
57°3	57°3	57°3	57°6	58°2	58°1	57°2	56°8	56°7	58°5	60°1	60°4	59°21
58°4	57°8	57°5	57°0	56°3	56°0	56°0	57°2	57°4	57°9	59°4	60°2	59°25
57°8	58°1	58°2	58°2	58°2	58°0	58°1	57°7	58°0	58°4	58°4	58°6	59°39
57°8	58°5	58°5	58°1	58°1	58°3	57°9	57°8	57°7	58°0	58°6	59°0	58°98
58°9	58°9	58°5	58°5	58°1	58°2	58°0	58°5	59°0	57°4	58°0	58°8	58°99
—	—	—	—	—	—	—	—	—	—	—	—	58°86
57°8	58°0	57°8	57°6	57°5	57°7	57°7	57°6	57°4	58°1	58°0	58°0	
57°8	57°6	58°0	57°9	58°2	57°6	57°2	57°4	57°6	58°0	59°0	59°6	58°57
58°8	58°5	58°5	58°1	57°8	58°2	58°2	58°1	57°9	58°4	59°5	60°4	59°44
59°1	58°8	58°2	58°1	58°3	57°8	57°5	57°1	57°5	57°5	57°8	59°3	59°26
59°0	59°0	58°1	58°3	58°3	58°4	58°2	58°2	58°4	58°5	59°4	60°5	59°76
58°2	58°2	57°6	57°8	57°8	57°6	57°8	57°4	57°5	57°9	58°7	60°0	59°04
—	—	—	—	—	—	—	—	—	—	—	—	58°32
56°5	56°2	56°3	56°1	56°0	56°3	56°6	56°3	56°7	56°7	57°8	58°1	
57°1	56°6	57°2	56°3	56°8	56°6	56°6	56°2	56°3	57°2	57°1	58°7	57°81
57°3	57°6	56°8	56°8	57°2	57°1	56°8	56°5	56°7	57°6	59°2	60°4	58°55
58°5	58°3	57°8	57°7	57°3	56°6	56°8	56°9	56°7	57°9	59°1	60°2	59°55
57°4	57°2	56°8	56°8	56°9	57°1	56°9	56°8	57°2	58°2	58°7	59°6	58°94
56°8	56°7	56°7	56°6	56°7	56°9	57°3	57°8	58°2	58°4	58°7	59°3	58°60
—	—	—	—	—	—	—	—	—	—	—	—	58°19
57°7	57°8	57°7	57°6	57°6	57°3	56°7	56°3	56°1	56°5	56°4	57°2	
57°6	57°7	57°6	57°4	57°1	56°6	56°7	56°7	57°0	57°4	57°7	58°5	58°15
57°1	57°2	57°5	56°9	56°7	56°7	56°6	56°6	56°7	56°6	58°1	58°2	58°10
57°2	57°2	57°2	57°1	56°9	56°7	56°1	56°5	56°5	56°7	57°6	58°1	57°87
57°1	57°2	57°1	56°4	56°0	56°7	56°6	56°4	56°6	56°6	57°7	58°3	57°45
56°3	55°7	56°1	56°1	56°1	55°7	55°6	56°0	55°9	56°3	57°6	58°4	57°16
—	—	—	—	—	—	—	—	—	—	—	—	57°47
56°1	56°3	56°2	56°0	56°6	55°6	55°7	56°3	55°7	55°6	56°5	57°2	
57°77	57°68	57°56	57°45	57°40	57°32	57°15	57°14	57°28	57°67	58°45	59°20	58°75

* Five minutes late.

WET THERMOMETER.													
Hours of Mean Göttingen Time.	0	1	2	3	4	5	6	7	8	9	10	11	
Hours of Mean St. Helena Time.	23	0	1	2	3	4	5	6	7	8	9	10	
JANUARY.	1	62.6	62.8	63.8	63.1	63.2	62.6	61.4	61.3	60.8	60.5	60.3	59.7
	2	61.2	61.9	62.4	61.9	62.0	61.8	61.2	60.4	60.8	60.6	60.8	60.6
	3	63.2	61.8	61.8	62.4	61.8	62.2	61.6	61.2	60.8	60.3	60.5	60.3
	4	61.9	62.6	62.5	61.8	60.9	61.1	61.0	60.8	60.6	60.8	61.2	60.9
	5	62.0	61.8	61.8	61.2	61.4	61.8	62.0	61.5	60.2	60.0	59.2	59.6
	6	61.0	62.2	61.1	62.1	62.6	62.1	61.6	61.8	60.8	61.4	61.3	60.8
	7	—	—	—	—	—	—	—	—	—	—	—	—
	8	61.0	63.2	61.8	62.2	62.8	63.5	62.4	62.9	62.1	62.3	62.1	62.1
	9	62.8	63.2	63.9	64.0	62.2	63.2	62.6	62.4	62.8	62.6	62.6	61.7
	10	62.5	63.5	63.2	62.8	63.0	62.8	62.9	62.1	61.8	62.0	61.6	61.6
	11	62.9	63.0	63.4	63.4	63.8	62.9	62.6	62.2	61.2	61.7	61.6	62.3
	12	63.3	63.9	64.6	65.0	64.4	63.9	63.5	62.8	62.2	63.3	62.9	62.6
	13	65.2	64.4	64.7	64.4	64.4	63.7	64.0	63.0	62.4	62.8	62.0	62.2
	14	—	—	—	—	—	—	—	—	—	—	—	—
	15	66.2	65.2	65.0	65.0	65.1	64.4	64.2	63.6	63.0	63.2	62.5	62.8
	16	63.4	63.8	63.8	63.4	64.8	63.4	63.1	62.8	62.8	63.0	62.2	61.4
	17	63.8	63.2	62.8	63.9	63.6	62.2	62.3	62.6	61.4	61.6	62.0	60.2
	18	61.5	62.3	63.2	62.5	63.4	62.0	62.6	61.8	61.1	61.2	61.2	60.5
	19	62.4	63.3	62.7	63.6	61.6	61.3	61.6	61.6	61.6	61.0	60.6	60.0
	20	61.8	60.5	61.6	61.8	62.9	62.9	62.4	61.9	61.5	61.9	62.3	61.8
	21	—	—	—	—	—	—	—	—	—	—	—	—
	22	65.0	65.0	65.8	65.4	64.9	65.4	63.9	63.0	62.7	62.5	63.0	62.8
	23	64.1	65.2	65.4	65.0	64.6	64.1	63.9	63.4	63.4	62.7	62.8	63.0
	24	64.3	63.7	64.7	64.1	64.4	64.4	64.8	64.5	63.8	63.5	63.9	63.8
	25	64.4	64.2	64.1	61.8	62.2	63.6	63.2	62.0	62.1	61.7	61.5	62.0
	26	61.7	64.4	62.6	62.7	63.3	61.9	63.3	62.0	62.2	61.8	62.3	62.0
	27	64.0	62.1	61.8	63.3	64.7	65.9	65.0	65.5	64.4	63.6	64.1	63.5
	28	—	—	—	—	—	—	—	—	—	—	—	—
	29	66.8	66.2	66.0	65.9	66.6	65.0	64.6	64.0	63.4	62.9	62.8	63.3
	30	64.4	65.0	66.0	66.0	65.1	67.2	65.7	63.5	63.4	63.6	62.7	62.9
	31	61.6	62.6	—	63.6	64.2	62.8	62.7	61.9	62.2	61.0	62.4	61.8
Hourly Means	63.15	63.37	63.48	63.42	63.48	63.26	62.97	62.46	62.06	61.98	61.94	61.71	
FEBRUARY.	1	64.4	63.4	63.5	64.6	64.4	64.0	63.6	63.8	62.4	62.0	61.7	62.1
	2	64.2	64.0	64.4	64.4	64.2	63.2	64.0	62.9	62.3	62.6	62.6	62.7
	3	64.5	64.7	65.5	64.7	64.0	63.7	63.6	63.4	63.2	63.0	63.0	62.7
	4	—	—	—	—	—	—	—	—	—	—	—	—
	5	63.9	64.4	64.8	64.2	64.0	63.4	64.1	63.6	62.8	63.0	63.0	62.6
	6	64.6	64.6	65.0	64.3	62.8	63.8	64.0	62.4	62.5	62.3	62.8	62.6
	7	65.0	64.7	65.9	65.0	65.8	64.7	65.4	64.6	64.2	64.4	64.2	64.4
	8	63.6	67.0	66.6	66.2	65.9	66.4	65.2	64.2	64.4	64.6	65.3	65.4
	9	66.9	66.8	66.5	66.7	66.0	66.4	65.7	65.2	64.7	65.2	65.1	65.4
	10	65.6	66.0	66.5	66.1	65.9	65.6	65.8	65.0	64.8	64.5	64.6	64.6
	11	—	—	—	—	—	—	—	—	—	—	—	—
	12	66.8	67.0	66.6	67.2	67.4	66.8	65.5	65.8	65.4	65.2	65.1	65.1
	13	65.7	65.3	65.4	64.2	64.2	64.6	63.6	63.2	63.0	63.4	63.0	62.4
	14	64.4	64.8	64.2	67.1	64.2	67.6	64.6	62.1	62.8	62.5	63.4	64.6
	15	66.2	66.8	66.4	65.8	65.7	65.6	65.4	65.6	65.4	65.0	64.8	64.1
	16	65.8	66.0	66.1	65.8	65.7	66.2	64.7	64.5	64.7	63.9	64.2	63.9
	17	66.0	65.4	64.4	66.0	64.8	64.6	64.4	63.9	63.8	64.3	63.9	63.0
	18	—	—	—	—	—	—	—	—	—	—	—	—
	19	65.4	64.0	65.3	66.6	67.2	66.8	66.1	65.4	65.5	65.5	65.6	65.8
	20	65.7	65.4	66.5	66.6	67.1	66.5	66.6	66.6	66.8	66.7	66.9	66.8
	21	67.0	67.0	66.4	67.0	66.9	66.2	65.2	64.6	64.4	64.6	64.4	64.3
	22	66.4	66.5	66.4	66.9	65.5	65.8	65.9	64.8	65.2	64.3	65.2	65.3
	23	66.0	66.6	66.7	67.9	66.6	67.0	65.9	65.9	64.5	64.3	64.6	64.2
	24	67.6	67.6	67.9	67.7	67.3	66.6	67.2	67.1	66.8	66.3	66.3	65.9
	25	—	—	—	—	—	—	—	—	—	—	—	—
	26	65.3	66.2	66.8	66.0	66.0	66.2	65.0	65.8	65.4	65.0	65.0	64.4
	27	66.4	66.7	66.8	66.2	66.2	66.1	65.8	65.3	65.2	65.0	64.9	65.2
	28	66.3	67.6	66.8	67.4	66.5	66.2	65.6	65.0	64.9	64.8	65.0	64.8
	29	65.2	65.0	65.6	65.4	65.2	64.6	64.8	65.0	64.2	64.9	64.8	64.8
Hourly Means	65.56	65.74	65.88	66.00	65.58	65.54	65.11	64.63	64.37	64.29	64.38	64.27	

WET THERMOMETER.

12	13	14	15	16	17	18	19	20	21	22	23	Daily and Monthly Means.
11	12	13	14	15	16	17	18	19	20	21	22	
59.7	59.9	60.2	60.6	60.2	60.8	60.4	58.6	57.6	59.5	61.0	61.5	60.92
60.8	60.6	60.6	57.4	59.2	58.0	57.0	57.9	59.2	60.2	61.0	61.2	60.36
60.8	60.5	60.4	60.2	60.4	60.6	60.7	60.1	60.5	60.7	60.6	62.5	61.08
60.6	60.8	60.4	60.2	58.5	60.0	60.1	59.1	58.9	60.4	60.1	60.0	60.63
59.8	60.2	60.0	59.4	59.9	60.3	59.8	60.0	59.8	61.0	60.8	61.2	60.61
—	—	—	—	—	—	—	—	—	—	—	—	60.57
60.0	60.4	60.8	60.4	59.8	58.7	58.7	58.2	58.7	58.5	59.8	61.0	62.28
62.2	61.9	61.9	61.0	62.4	62.0	61.8	61.1	62.0	63.0	63.4	63.7	62.17
61.8	61.8	61.6	61.0	61.2	61.4	61.4	61.8	61.2	61.2	61.7	62.1	61.32
60.6	60.8	59.6	59.3	59.5	59.2	59.2	58.6	60.0	61.4	61.1	62.5	62.07
62.1	61.4	61.2	61.9	61.2	60.4	60.6	61.2	61.5	62.1	62.2	63.0	62.92
62.7	62.2	62.4	61.3	61.4	61.2	62.0	62.2	62.3	62.1	63.1	64.8	63.21
—	—	—	—	—	—	—	—	—	—	—	—	62.94
62.5	62.0	61.5	61.9	62.4	61.8	62.4	63.0	63.4	63.9	64.5	64.5	62.52
61.8	62.0	61.5	61.2	61.7	60.8	62.1	62.2	60.8	62.1	61.7	62.5	61.52
61.7	61.6	60.9	61.0	61.6	61.9	61.6	61.4	62.3	62.9	63.0	62.6	61.54
60.8	61.2	61.5	61.9	61.6	59.8	61.0	59.0	59.6	59.3	60.7	60.4	60.95
61.4	61.4	60.5	60.5	61.1	59.3	60.5	61.2	61.1	62.0	63.0	61.7	61.62
60.1	60.2	59.3	56.8	57.6	59.0	60.0	60.6	61.4	62.1	62.4	62.0	63.62
—	—	—	—	—	—	—	—	—	—	—	—	63.12
59.7	59.7	59.3	61.1	61.0	61.0	60.2	60.7	61.9	63.4	63.9	63.8	63.64
63.9	63.1	62.6	62.8	62.7	62.7	62.1	62.4	63.2	63.6	63.7	64.8	62.33
62.9	63.1	62.4	62.4	62.2	61.9	60.6	60.4	62.2	63.4	62.6	63.3	62.35
63.2	63.0	63.1	63.4	63.4	62.6	62.8	63.0	62.6	63.0	64.2	63.2	63.81
62.6	62.1	62.2	61.5	61.2	61.2	61.3	60.6	60.6	63.6	62.9	63.4	63.49
62.0	62.5	62.4	62.0	62.6	62.0	61.0	60.8	61.7	62.9	63.3	63.0	62.98
—	—	—	—	—	—	—	—	—	—	—	—	62.11
63.6	63.4	63.3	63.1	62.1	63.1	63.4	63.4	63.8	65.0	63.6	65.8	62.10
63.6	63.2	62.9	61.1	62.9	62.8	61.2	59.8	61.0	62.6	62.5	62.6	62.69
61.7	62.2	60.8	61.6	60.3	61.9	61.8	60.8	61.6	61.2	61.3	60.8	62.79
61.6	61.2	60.8	61.4	61.4	61.7	61.7	61.6	60.6	62.1	64.5	63.2	62.81
61.64	61.57	61.26	60.98	61.09	60.97	60.94	60.73	61.09	61.97	62.32	62.63	62.10
62.1	62.0	61.9	61.8	61.4	61.0	60.7	60.8	61.7	62.6	64.2	64.6	62.69
62.6	62.7	62.2	62.7	62.7	62.8	62.4	62.4	63.0	—	63.0	62.8	63.08
—	—	—	—	—	—	—	—	—	—	—	—	63.28
63.0	62.4	62.8	62.6	62.6	63.4	62.4	62.6	62.5	63.1	62.4	63.0	62.79
62.4	62.4	61.6	59.5	60.3	59.6	63.4	60.5	62.4	63.2	63.4	64.6	63.27
62.8	62.4	62.3	62.5	62.3	61.5	61.8	63.6	63.8	63.6	65.0	65.2	64.75
64.5	64.4	64.7	65.0	64.5	64.6	64.6	64.8	65.2	65.2	64.3	64.0	65.34
65.6	65.9	65.7	65.0	65.0	64.4	64.9	65.0	65.3	65.0	65.0	65.0	65.34
64.7	65.2	64.6	64.6	64.9	65.0	64.8	64.6	64.5	64.6	65.0	65.0	64.64
—	—	—	—	—	—	—	—	—	—	—	—	65.15
63.4	63.0	63.4	63.6	63.0	63.8	63.4	63.3	63.4	64.8	65.3	66.0	63.85
64.8	65.1	64.2	64.0	64.2	64.3	63.9	63.9	62.6	64.0	63.8	65.0	64.36
63.7	63.6	63.6	63.5	63.2	63.0	62.8	62.7	63.4	63.1	65.8	66.0	64.85
64.4	64.6	64.4	63.8	63.6	63.8	63.5	63.9	64.3	64.8	65.4	65.9	64.35
64.8	64.6	64.4	63.8	63.6	63.8	62.4	63.2	62.4	63.2	64.7	65.6	63.92
63.5	65.2	65.3	64.9	64.0	63.8	62.4	63.2	62.4	63.2	64.7	65.0	65.83
—	64.4	63.0	61.9	62.4	62.3	63.3	63.5	64.0	63.9	65.7	65.0	66.29
—	—	—	—	—	—	—	—	—	—	—	—	64.65
63.6	63.4	63.2	63.8	63.6	63.4	63.4	62.2	61.7	62.8	64.6	63.9	65.47
65.9	66.4	66.0	66.3	66.2	66.2	66.0	65.2	64.8	66.1	66.0	65.6	65.57
66.6	66.2	66.4	66.1	65.8	65.9	65.6	64.5	65.7	66.3	66.6	67.2	65.32
64.3	64.2	64.2	63.2	63.0	62.2	62.0	62.5	63.2	63.7	65.4	65.8	64.71
65.2	64.7	64.4	65.0	64.6	65.0	65.8	65.2	65.2	65.6	66.0	66.4	65.50
64.8	64.2	64.6	64.4	64.7	65.1	65.4	65.3	65.5	66.4	66.5	66.6	65.05
—	—	—	—	—	—	—	—	—	—	—	—	64.89
64.4	64.1	64.0	64.0	63.9	63.6	62.4	63.3	62.5	63.0	64.0	64.3	64.60
63.7	63.8	63.5	61.6	62.0	63.0	64.1	64.3	64.5	65.5	64.5	65.5	64.71
65.4	65.3	64.0	64.2	64.0	65.4	65.6	65.2	65.1	65.4	66.2	66.4	65.50
65.1	64.2	64.0	64.3	63.6	63.7	64.2	64.0	64.4	63.6	64.8	64.9	65.05
64.9	65.0	65.0	64.8	64.6	64.5	64.6	63.9	64.3	65.1	65.5	65.6	64.89
64.25	64.19	63.96	63.72	63.60	63.65	63.74	63.62	63.82	64.36	64.92	65.26	64.60

WET THERMOMETER.													
Hours of Mean Göttingen Time.	0	1	2	3	4	5	6	7	8	9	10	11	
Hours of Mean St. Helena Time.	23	0	1	2	3	4	5	6	7	8	9	10	
MARCH.	1	65°8	65°9	66°4	66°2	65°8	65°0	65°5	64°8	63°8	62°6	63°5	63°2
	2	65°6	65°8	65°8	65°5	65°2	65°3	66°0	64°9	64°8	65°2	65°0	65°4
	3	—	—	—	—	—	—	—	—	—	—	—	—
	4	67°6	67°3	68°0	68°1	68°6	68°3	67°3	67°1	66°5	66°5	66°9	67°0
	5	68°2	68°5	68°3	69°0	68°4	68°3	68°2	67°6	67°3	67°2	67°1	67°0
	6	68°4	68°8	68°6	69°0	68°6	68°1	68°0	66°9	66°6	66°5	66°2	66°2
	7	67°2	67°2	66°8	68°2	68°2	67°0	67°4	66°6	65°4	65°6	65°2	65°0
	8	66°4	65°7	66°5	67°4	67°8	65°8	65°6	65°2	64°7	64°5	65°0	65°6
	9	65°7	64°7	65°3	65°6	66°6	65°4	65°5	64°6	64°0	63°1	63°2	61°4
	10	—	—	—	—	—	—	—	—	—	—	—	—
	11	64°1	65°2	64°4	64°8	65°0	65°2	65°4	64°0	64°4	64°8	63°6	63°9
	12	66°0	66°3	67°8	67°7	67°5	66°6	66°6	65°0	64°7	64°5	64°6	64°7
	13	66°2	66°5	66°7	66°6	66°6	67°2	66°6	65°6	65°0	65°2	65°7	65°7
	14	66°4	67°4	67°0	66°8	66°6	66°1	66°0	65°1	64°2	66°2	64°8	64°6
	15	66°6	66°2	66°2	66°2	66°5	67°3	67°0	65°9	66°1	65°8	65°9	66°4
	16	67°8	68°4	68°6	67°6	67°6	67°4	66°4	66°4	66°2	66°1	65°8	66°0
	17	—	—	—	—	—	—	—	—	—	—	—	—
	18	66°8	64°7	65°0	65°7	65°4	65°4	65°0	64°9	64°2	63°7	63°9	64°2
	19	65°8	66°1	66°1	65°5	66°2	65°6	65°8	65°5	64°8	64°8	64°5	64°0
	20	64°8	65°2	65°5	65°6	65°4	64°5	63°9	63°8	63°4	62°7	62°6	62°3
	21	64°6	64°1	64°1	64°6	65°7	64°9	64°6	64°0	63°4	64°0	64°9	64°2
	22	64°4	66°2	64°8	65°8	66°6	65°4	64°4	63°6	63°3	63°2	63°3	63°2
	23	64°9	64°4	64°6	65°0	63°9	64°5	64°2	63°8	63°2	63°2	62°8	62°6
	24	—	—	—	—	—	—	—	—	—	—	—	—
	25	67°7	67°2	68°2	68°0	68°6	67°2	67°0	66°1	66°2	66°2	66°0	67°3
	26	68°7	68°6	69°0	69°4	69°1	69°0	68°0	67°8	67°8	67°5	67°7	67°4
	27	68°6	68°8	69°0	68°8	68°4	68°0	67°6	67°0	67°2	67°4	67°0	67°3
	28	67°6	67°1	66°3	66°8	66°7	66°4	65°6	64°5	63°9	64°0	64°1	64°4
	29	66°4	65°4	65°6	67°0	66°0	65°6	65°4	65°3	64°4	64°3	64°7	64°1
	30	66°8	65°9	65°8	65°7	65°5	66°0	66°5	65°6	65°7	65°4	65°0	64°4
	31	—	—	—	—	—	—	—	—	—	—	—	—
Hourly Means	66°50	66°45	66°55	66°79	66°79	66°37	66°13	65°45	65°05	65°01.	64°96	64°90	
APRIL.	1	65°5	64°9	64°4	64°9	64°5	65°1	64°2	64°8	65°0	64°3	63°8	64°4
	2	66°6	66°6	66°4	66°0	66°1	65°5	65°4	64°7	64°8	64°9	65°3	65°2
	3	66°3	67°2	66°7	66°3	66°9	66°0	66°4	66°0	66°0	67°0	66°2	65°6
	4	65°8	68°4	67°8	67°8	66°6	66°6	65°8	65°4	65°4	65°1	64°5	64°7
	5	61°6	63°6	64°3	63°6	63°7	64°0	63°6	64°1	63°7	63°8	64°2	64°0
	6	65°5	65°3	64°6	65°3	64°8	63°9	64°7	64°4	64°2	63°2	63°4	63°2
	7	—	—	—	—	—	—	—	—	—	—	—	—
	8	65°4	64°6	66°8	65°9	65°2	64°8	64°9	64°6	65°2	64°5	64°8	63°7
	9	65°8	66°4	66°9	66°4	66°7	66°5	66°0	65°9	65°9	65°6	65°9	—
	10	67°5	69°3	69°0	68°4	68°4	67°4	67°6	67°0	67°0	67°1	67°2	66°7
	11	68°2	68°7	68°5	67°9	67°9	67°4	66°9	67°0	66°9	66°8	66°6	66°6
	12	66°3	68°0	66°7	68°4	66°9	67°8	66°8	65°5	65°5	65°3	64°8	65°0
	13	67°3	68°8	67°6	68°0	67°9	68°2	66°7	65°7	64°8	64°2	64°4	64°3
	14	—	—	—	—	—	—	—	—	—	—	—	—
	15	64°9	66°4	68°0	68°6	68°2	66°0	66°4	65°2	65°0	65°2	64°0	63°0
	16	66°1	67°0	66°4	65°8	65°2	64°8	64°4	63°9	63°2	62°3	62°2	62°2
	17	65°4	66°4	66°6	66°8	66°4	65°7	65°8	64°6	63°8	63°6	63°1	63°3
	18	66°2	67°0	67°1	65°2	65°9	65°2	64°9	63°8	63°4	62°8	62°8	63°0
	19	63°4	64°4	65°0	64°6	64°4	64°4	64°5	64°5	64°1	63°8	63°8	63°6
	20	65°2	66°0	67°1	67°4	66°5	66°4	66°1	65°1	64°2	64°3	63°9	64°6
	21	—	—	—	—	—	—	—	—	—	—	—	—
	22	66°0	65°9	65°3	66°3	66°4	65°9	65°6	65°3	65°1	65°4	65°4	65°2
	23	66°6	65°9	66°4	66°3	66°0	66°2	65°5	65°2	65°5	65°4	65°2	65°2
	24	65°8	65°1	65°2	65°9	65°1	65°2	65°0	64°5	65°0	64°8	64°6	64°4
	25	66°6	66°4	65°8	66°4	65°8	65°3	65°0	64°5	64°6	64°4	63°9	63°7
	26	65°5	64°4	64°6	65°2	64°2	64°0	63°5	63°0	62°3	62°3	61°6	61°5
	27	64°1	64°2	64°7	64°0	64°4	64°1	63°3	61°5	60°9	60°7	60°5	60°1
	28	—	—	—	—	—	—	—	—	—	—	—	—
	29	64°5	64°7	64°8	62°5	65°2	64°3	64°2	63°3	62°8	63°5	62°0	63°8
	30	65°0	65°8	64°3	66°1	65°2	65°7	63°8	63°1	63°5	62°8	63°3	62°5
	Hourly Means	65°66	66°21	66°19	66°15	65°94	65°63	65°27	64°72	64°53	64°35	64°13	63°98

WET THERMOMETER.

12	13	14	15	16	17	18	19	20	21	22	23	Daily and Monthly Means.
11	12	13	14	15	16	17	18	19	20	21	22	
64.6	63.0	63.0	62.8	62.6	62.2	62.3	62.8	62.6	63.7	63.8	64.0	63.99
65.4	65.5	65.5	65.3	65.1	65.2	65.5	65.1	65.5	66.2	66.4	68.0	65.55
66.4	66.6	66.9	66.4	66.4	66.6	66.5	66.6	66.9	67.1	67.0	67.4	67.08
67.0	67.1	67.0	67.0	66.8	67.0	66.7	66.4	66.7	66.8	67.8	68.0	67.47
66.2	66.3	65.9	65.4	65.3	65.2	65.2	65.2	65.7	65.9	66.8	66.7	66.74
64.6	63.6	64.2	64.3	64.4	64.4	64.4	64.4	64.1	62.8	65.5	65.6	65.55
64.4	65.2	64.7	64.4	64.8	64.7	64.2	64.3	64.6	65.0	65.0	66.8	65.35
62.9	62.2	62.6	63.0	62.3	62.2	61.8	62.3	62.9	63.4	64.4	65.8	63.79
64.3	64.4	64.3	64.1	64.7	63.6	64.2	63.7	64.0	64.7	65.8	65.8	64.52
64.2	63.9	63.8	64.0	63.8	63.8	64.1	63.7	64.3	65.3	65.6	66.2	65.19
65.7	65.2	64.9	65.2	65.1	64.4	64.8	65.2	64.8	65.0	65.2	65.8	65.62
63.6	65.1	63.7	64.0	63.4	63.6	64.0	65.2	63.5	64.2	65.2	66.0	65.11
65.2	64.8	63.9	64.7	66.0	65.3	64.1	64.8	64.3	65.8	67.0	67.4	65.81
63.3	63.4	63.6	64.2	63.8	62.8	63.3	63.3	64.3	64.5	65.0	65.6	65.47
64.1	63.5	63.4	63.3	64.3	64.0	64.2	64.0	64.3	65.1	66.0	66.3	64.64
62.6	62.0	62.4	62.0	62.0	61.8	61.9	62.0	63.5	63.3	64.5	64.6	64.05
63.2	63.0	62.6	62.4	61.2	60.6	60.9	60.7	60.9	62.5	63.3	64.3	63.14
64.0	63.0	62.8	63.8	63.6	63.4	63.4	62.9	63.2	64.3	64.9	64.8	64.05
63.2	62.2	63.0	62.7	62.2	61.4	61.4	61.7	62.9	63.0	63.8	63.8	63.56
63.8	63.8	64.3	64.2	64.2	64.5	64.8	65.0	65.8	65.8	66.7	66.8	64.45
66.7	67.0	67.4	67.0	66.7	66.8	67.2	66.5	67.4	67.1	68.2	68.4	67.17
67.4	67.6	67.2	66.9	67.0	67.0	66.8	66.6	67.0	66.8	68.9	68.3	67.81
67.4	66.8	66.1	65.6	64.8	65.2	64.7	66.6	65.7	66.5	66.4	67.0	66.99
64.4	64.4	64.5	64.0	63.9	63.6	63.8	64.2	63.1	64.0	64.5	65.4	64.88
63.9	63.6	64.4	63.7	64.6	64.4	64.0	64.2	63.8	64.7	65.2	65.5	64.84
61.6	61.2	61.2	61.4	61.7	63.0	62.8	63.4	63.7	64.1	64.4	64.0	64.20
64.62	64.40	64.36	64.30	64.26	64.10	64.12	64.25	64.39	65.01	65.67	66.08	65.27
64.4	64.4	64.2	64.0	63.4	64.2	63.7	64.8	63.7	64.8	65.8	65.9	64.55
65.0	65.0	64.9	64.9	65.0	64.9	64.5	64.7	65.1	65.7	66.6	66.8	65.44
66.0	66.1	66.6	66.5	66.2	66.0	66.2	66.0	66.3	66.4	64.7	66.1	66.24
65.2	64.6	64.4	64.8	63.9	63.8	63.2	62.4	63.8	62.4	63.2	62.3	64.91
63.4	63.4	63.0	62.3	63.1	63.0	62.6	62.9	62.9	63.3	65.1	64.0	63.47
64.5	64.6	64.1	64.6	64.0	63.8	— ^a	64.0	63.6	64.6	64.6	66.2	64.39
64.9	64.6	64.0	64.4	63.7	64.0	63.8	64.3	64.1	65.5	65.6	65.4	64.78
66.2	65.9	65.6	66.1	65.9	65.8	65.9	65.7	65.9	67.1	67.8	67.6	66.24
66.2	66.9	66.6	66.1	66.2	66.3	66.3	66.2	66.3	66.5	66.0	65.0	66.97
66.1	66.1	66.3	66.2	65.8	65.5	65.9	65.8	65.8	65.9	66.7	66.9	66.77
64.8	64.8	64.8	65.1	64.5	64.3	64.3	64.3	64.9	66.0	66.6	66.8	65.76
63.4	64.5	63.9	63.6	63.0	62.8	63.1	63.4	64.4	64.3	63.8	64.8	65.12
63.4	63.2	63.2	63.0	63.3	62.8	62.4	63.0	63.4	63.7	64.4	64.8	64.65
62.3	63.0	62.4	62.1	62.6	62.8	61.1	62.0	61.8	62.9	64.2	65.3	63.58
63.2	63.2	62.2	62.3	62.6	61.6	60.9	61.1	62.2	63.7	65.0	64.6	63.92
62.2	62.8	63.0	62.7	62.2	61.4	61.6	61.6	62.6	63.3	64.0	64.6	63.72
63.0	62.4	62.9	62.6	63.0	62.9	62.9	62.8	63.4	64.3	64.9	66.0	63.82
64.3	64.8	64.3	63.7	64.0	63.6	64.3	63.4	64.0	64.7	66.0	66.0	64.99
65.0	64.7	65.2	64.8	64.6	64.6	64.6	64.5	65.4	65.8	66.2	66.7	65.41
64.9	64.8	65.2	64.9	64.5	65.2	64.3	64.8	65.0	64.8	65.2	64.8	65.32
64.4	64.0	64.7	64.2	63.7	63.8	63.5	63.5	64.0	64.2	65.6	66.0	64.67
63.4	63.2	63.4	63.2	63.0	62.8	62.4	62.1	62.4	63.0	63.9	65.1	64.18
61.7	61.4	61.6	61.7	62.2	61.2	60.5	59.5	60.4	61.6	62.0	63.5	62.47
62.6	61.4	62.3	61.6	62.9	61.1	61.9	63.1	63.0	63.3	63.2	63.2	62.59
62.2	61.5	62.4	61.7	61.2	61.6	62.2	62.9	59.5	59.3	63.1	63.4	62.77
62.6	63.0	63.6	62.6	63.1	63.2	64.0	63.8	63.8	63.9	65.2	64.5	63.93
63.96	64.01	64.03	63.83	63.75	63.58	63.44	63.56	63.76	64.27	64.98	65.24	64.64

WET THERMOMETER.													
Hours of Mean Göttingen Time.	0	1	2	3	4	5	6	7	8	9	10	11	
Hours of Mean St. Helena Time.	23	0	1	2	3	4	5	6	7	8	9	10	
MAY.	1	65°6	65°2	— ^a	64°4	63°8	64°2	63°8	63°3	63°0	63°1	62°6	63°6
	2	62°4	62°9	63°8	62°8	62°8	62°6	62°4	62°1	61°6	61°0	59°6	60°0
	3	64°2	64°5	65°7	65°5	66°1	64°8	62°6	61°4	61°6	61°4	62°6	61°9
	4	62°4	63°3	65°0	64°2	64°4	64°4	63°1	63°0	62°5	62°9	63°0	63°0
	5	—	—	—	—	—	—	—	—	—	—	—	—
	6	65°4	65°5	65°6	65°5	64°5	64°2	63°2	63°0	63°7	64°8	64°4	63°6
	7	65°5	66°4	65°4	66°0	66°1	65°5	65°2	63°9	64°5	64°3	64°0	64°3
	8	65°6	65°0	66°4	65°0	64°4	64°4	63°6	63°2	62°1	63°4	63°6	64°0
	9	64°5	65°0	64°3	63°3	62°6	61°7	62°2	61°8	60°8	62°0	61°4	61°1
	10	61°2	61°0	62°0	61°7	62°4	61°0	60°5	59°4	59°5	59°7	59°7	58°7
	11	59°1	59°7	60°2	61°7	60°4	60°5	61°3	59°8	60°4	61°0	61°7	62°0
	12	—	—	—	—	—	—	—	—	—	—	—	—
	13	64°7	64°0	63°8	63°5	63°0	62°3	63°2	62°0	60°2	60°6	60°0	60°2
	14	61°9	62°2	61°5	61°8	61°1	60°6	59°8	59°2	58°9	59°7	58°3	58°1
	15	59°7	60°1	61°2	60°6	59°9	60°5	59°8	58°5	58°2	58°4	58°3	57°8
	16	61°9	62°2	63°5	63°6	63°8	62°8	61°2	59°4	59°3	59°1	59°1	59°3
	17	64°1	64°6	64°7	64°7	63°7	62°5	61°8	61°4	61°3	58°9	59°0	59°8
	18	58°0	58°9	59°2	60°0	59°2	59°0	58°7	56°9	56°8	56°8	57°0	56°2
	19	—	—	—	—	—	—	—	—	—	—	—	—
	20	62°1	61°8	62°0	60°6	60°4	59°5	58°1	57°6	58°0	58°3	59°5	58°6
	21	62°7	62°1	61°1	62°6	61°4	60°5	61°9	60°9	59°4	60°6	58°8	60°6
	22	61°2	61°8	62°8	61°6	62°0	62°2	61°2	61°2	60°1	60°5	60°0	60°1
	23	59°2	62°1	61°4	60°6	62°0	60°6	61°8	58°8	60°6	60°7	60°4	60°6
	24	63°0	63°4	63°7	61°2	62°2	62°6	62°6	61°0	60°3	60°5	60°4	61°2
	25	63°0	64°2	63°5	63°7	62°9	62°9	62°1	62°8	62°4	61°8	61°0	61°6
	26	—	—	—	—	—	—	—	—	—	—	—	—
	27	61°2	60°8	60°1	60°3	60°2	57°4	58°7	58°9	58°5	59°9	60°0	59°9
	28	62°2	62°0	62°0	61°2	60°9	61°7	61°2	61°6	60°6	61°4	61°2	61°2
	29	63°2	63°2	62°8	63°0	63°9	63°2	61°8	62°2	61°5	61°0	61°3	61°3
	30	62°6	62°6	62°7	61°9	62°1	61°5	60°7	60°8	60°5	60°2	60°6	60°5
	31	61°6	61°2	61°9	62°1	62°1	61°8	60°6	60°2	59°8	59°1	59°9	59°4
Hourly Means	62°53	62°80	62°93	62°71	62°53	62°03	61°59	60°90	60°59	60°78	60°64	60°69	
JUNE.	1	59°0	59°2	59°9	60°5	59°4	59°6	58°7	58°2	58°1	57°5	58°0	57°1
	2	—	—	—	—	—	—	—	—	—	—	—	—
	3	59°4	59°3	59°9	60°2	59°8	59°8	59°5	59°1	59°1	59°1	58°2	59°0
	4	59°6	59°2	59°8	62°0	60°7	59°9	59°7	59°9	58°6	58°7	58°8	59°0
	5	61°1	61°0	60°7	60°3	60°2	59°2	59°0	59°3	58°4	58°1	58°2	58°2
	6	59°8	60°9	60°9	59°8	60°0	59°4	59°2	57°9	57°2	59°4	58°5	58°6
	7	57°3	59°0	58°0	59°0	59°3	59°4	58°1	59°0	57°7	57°1	56°3	56°4
	8	60°3	60°9	62°0	60°9	60°8	60°8	60°7	59°0	59°6	60°2	60°7	60°2
	9	—	—	—	—	—	—	—	—	—	—	—	—
	10	58°6	59°8	60°2	59°6	59°6	58°7	59°4	59°0	56°9	57°8	58°3	57°2
	11	60°4	61°6	60°0	59°5	60°6	60°1	60°1	58°6	58°8	59°4	59°8	58°3
	12	59°9	58°4	58°9	58°2	57°6	58°3	58°0	59°3	58°2	56°6	56°4	56°4
	13	60°2	59°0	58°6	59°8	59°4	59°2	58°8	58°4	58°1	58°4	58°9	57°0
	14	58°8	57°6	59°8	57°8	59°0	58°0	58°0	57°6	59°2	59°0	59°7	59°2
	15	60°5	61°1	61°8	60°8	60°8	60°3	59°9	60°0	59°8	59°9	59°6	59°1
	16	—	—	—	—	—	—	—	—	—	—	—	—
	17	61°4	61°8	61°6	61°8	62°0	61°6	61°2	60°9	60°6	60°6	59°7	60°1
	18	60°4	60°0	60°8	59°6	59°9	60°2	58°7	57°7	58°8	59°6	58°4	58°1
	19	60°0	58°4	59°6	58°4	58°0	59°2	58°3	58°2	58°0	57°4	56°6	56°7
	20	57°8	57°8	58°2	58°8	57°2	57°2	59°1	58°7	57°4	57°9	57°9	58°6
	21	57°3	58°5	58°6	58°4	58°2	58°5	58°2	57°8	58°1	58°6	58°8	58°4
	22	60°3	60°5	60°5	60°7	60°3	60°0	60°2	59°8	59°4	59°6	59°0	58°0
	23	—	—	—	—	—	—	—	—	—	—	—	—
	24	62°5	61°3	61°6	61°2	61°9	61°6	60°4	59°4	58°9	58°9	58°6	58°3
	25	58°3	59°3	60°2	59°7	59°2	58°8	57°7	57°8	57°8	58°2	58°4	58°4
	26	58°2	58°5	59°0	59°6	59°2	59°6	58°6	58°6	58°0	58°7	57°0	57°2
	27	60°8	60°3	59°9	60°3	59°5	59°4	59°4	59°8	59°1	58°8	59°0	58°6
	28	58°5	59°7	60°0	60°0	59°7	58°4	57°9	58°1	58°2	57°6	58°1	57°8
	29	58°5	60°1	59°1	59°5	58°8	58°6	57°8	57°5	56°7	57°0	57°8	58°1
	30	—	—	—	—	—	—	—	—	—	—	—	—
Hourly Means	59°56	59°73	59°98	59°86	59°64	59°43	59°06	58°78	58°43	58°56	58°43	58°16	

^a Silk dry.

WET THERMOMETER.

12	13	14	15	16	17	18	19	20	21	22	23	Daily and Monthly Means.
11	12	13	14	15	16	17	18	19	20	21	22	
62.7	63.0	63.0	62.8	61.5	61.4	61.4	61.0	61.5	61.6	62.5	62.2	62.92
60.8	61.0	61.4	61.8	62.2	62.8	62.6	62.7	61.7	62.2	63.4	64.3	62.12
62.2	61.4	61.4	61.9	62.0	61.1	59.7	59.3	58.9	60.5	61.5	61.9	62.25
—	—	—	—	—	—	—	—	—	—	—	—	63.06
62.5	61.7	61.8	61.0	61.3	63.2	63.4	62.3	62.8	63.4	64.5	64.4	63.97
64.0	63.9	62.9	62.4	62.2	63.2	63.6	63.8	63.5	62.9	64.4	65.1	64.40
64.4	64.2	63.6	63.4	63.1	63.1	63.3	63.1	63.2	64.0	65.0	64.2	63.64
64.0	63.9	63.8	63.8	62.8	62.3	62.6	61.7	62.5	63.0	62.5	63.7	61.03
60.2	58.1	58.4	58.6	58.6	59.3	59.7	59.8	57.7	60.9	60.8	62.0	59.47
60.5	58.6	59.2	57.7	58.1	57.6	56.9	57.2	57.2	57.2	60.6	59.8	61.22
—	—	—	—	—	—	—	—	—	—	—	—	61.27
61.5	60.4	61.5	61.7	61.9	61.9	61.6	61.9	60.3	61.7	63.4	63.6	58.90
60.3	60.4	60.4	59.1	59.7	59.6	59.2	59.7	60.5	61.0	61.4	61.8	58.55
57.2	57.2	57.6	57.2	57.3	56.9	57.4	57.7	57.4	58.0	57.3	59.4	61.02
57.3	57.0	57.3	57.4	57.0	56.9	56.1	56.8	56.7	58.9	60.1	60.7	60.26
59.5	59.3	59.8	59.6	59.8	59.5	60.2	60.4	61.2	62.3	63.2	64.4	58.45
59.8	60.2	59.6	59.0	58.4	58.0	57.8	56.3	56.4	58.1	58.2	58.0	59.82
—	—	—	—	—	—	—	—	—	—	—	—	60.62
57.2	58.7	59.2	57.8	58.9	57.8	59.7	58.6	58.2	58.0	60.6	61.4	60.71
59.0	58.4	60.3	60.2	60.2	59.1	59.5	60.2	59.4	60.3	60.8	61.8	60.50
61.9	61.4	59.9	58.3	59.0	60.3	60.3	60.1	61.0	60.1	59.9	60.1	61.44
59.5	58.9	59.8	59.6	59.4	59.1	60.4	59.9	60.4	61.6	62.2	61.5	60.57
61.0	60.0	57.4	57.1	60.3	60.4	61.0	60.6	60.2	61.3	61.8	62.1	59.24
61.0	61.0	61.6	61.2	60.8	60.2	60.2	60.2	61.3	62.0	61.7	61.2	60.87
—	—	—	—	—	—	—	—	—	—	—	—	61.39
58.3	58.6	58.2	58.9	59.0	58.1	57.9	57.4	55.2	58.1	60.8	61.2	60.58
58.9	57.2	56.7	57.4	58.4	58.8	58.5	57.6	58.2	60.2	61.7	62.2	59.29
60.8	59.9	61.0	60.8	60.3	60.1	59.4	58.9	59.4	60.3	60.4	62.3	60.87
61.2	61.0	60.6	60.6	59.9	59.6	59.3	59.1	59.4	60.8	61.6	62.0	61.39
60.5	60.1	59.9	59.5	59.3	59.0	59.3	58.7	59.6	59.6	60.5	61.2	60.58
59.2	58.6	58.6	58.7	57.8	57.6	56.7	56.0	56.5	57.8	58.2	57.7	59.29
60.57	60.15	60.18	59.91	59.97	59.89	59.91	59.67	59.64	60.59	61.44	61.86	61.02
—	—	—	—	—	—	—	—	—	—	—	—	58.76
58.7	58.5	59.0	58.8	58.3	58.2	58.1	57.7	59.2	59.5	59.5	59.6	59.27
58.8	58.6	58.8	58.7	59.9	60.6	60.1	56.2	59.0	57.6	60.8	61.0	59.46
59.6	59.0	59.6	59.4	59.4	59.1	58.4	58.2	57.8	59.5	60.5	60.6	59.51
58.5	58.0	58.1	58.7	59.2	59.6	59.5	60.1	59.7	60.1	61.2	61.8	58.19
58.8	59.6	58.8	59.0	57.0	57.2	57.3	54.5	55.5	54.6	54.6	58.0	57.82
57.1	55.4	58.2	56.2	56.1	56.8	56.6	59.2	56.7	59.3	59.4	60.2	58.78
—	—	—	—	—	—	—	—	—	—	—	—	57.90
55.6	58.1	57.4	57.4	56.3	56.6	56.6	57.7	56.3	56.7	58.6	57.4	58.62
55.4	55.5	56.5	55.8	55.0	56.1	55.7	57.9	57.9	59.6	59.2	60.0	58.51
58.7	57.4	56.6	56.8	56.0	56.6	56.8	57.5	56.7	58.8	58.7	59.2	57.96
58.9	58.8	59.4	59.2	58.2	58.7	59.2	59.1	58.6	59.2	59.4	59.3	58.75
57.8	55.8	58.2	57.8	55.8	56.9	56.7	56.2	57.2	57.7	57.0	58.2	60.43
60.2	60.2	60.1	58.6	59.2	56.6	58.3	58.2	57.3	58.6	58.8	60.2	60.00
—	—	—	—	—	—	—	—	—	—	—	—	58.28
61.3	61.0	60.3	60.4	60.3	59.8	60.3	60.2	60.0	60.9	60.9	61.3	57.42
59.8	58.8	60.2	59.3	57.8	56.6	58.2	58.9	59.3	58.1	59.1	60.6	56.74
58.2	57.8	57.2	56.1	57.1	57.2	57.2	56.0	55.9	57.6	57.4	58.8	58.59
56.4	56.0	56.6	56.2	56.1	55.9	56.2	55.8	56.8	56.9	58.1	58.4	59.22
56.1	54.8	54.8	55.1	55.1	55.6	56.1	54.7	54.7	55.5	56.0	56.6	58.88
60.0	60.0	60.1	58.0	57.1	58.9	58.9	57.8	57.4	58.4	60.0	60.1	58.16
—	—	—	—	—	—	—	—	—	—	—	—	58.29
57.2	60.0	57.6	58.1	56.2	58.8	57.9	58.9	59.1	58.9	60.1	60.2	58.51
57.8	58.0	57.6	57.8	56.9	56.5	56.5	56.5	57.1	57.1	58.1	58.6	58.52
58.4	58.0	58.1	57.5	56.5	56.9	57.6	56.9	57.9	57.9	57.8	58.6	57.24
57.8	57.4	57.0	57.4	57.5	58.0	57.9	58.0	58.8	58.0	58.8	60.2	58.88
58.0	57.8	57.4	56.6	56.6	56.3	56.9	57.7	57.4	57.8	57.6	59.2	58.16
57.6	57.5	57.8	58.9	58.9	58.6	58.5	58.3	58.1	58.0	58.8	59.5	58.29
—	—	—	—	—	—	—	—	—	—	—	—	58.51
57.0	56.8	56.5	56.6	56.1	55.8	54.7	54.1	55.3	56.2	57.1	58.0	58.52
—	—	—	—	—	—	—	—	—	—	—	—	57.24
58.15	57.95	58.08	57.78	57.30	57.52	57.61	57.45	57.59	58.10	58.70	59.42	58.55

WET THERMOMETER.													
Hours of Mean Göttingen Time.	0	1	2	3	4	5	6	7	8	9	10	11	
Hours of Mean St. Helena Time.	23	0	1	2	3	4	5	6	7	8	9	10	
JULY.	1	57°8	58°8	58°2	58°0	57°8	58°2	58°0	58°0	56°2	55°8	52°6	52°6
	2	53°2	55°0	55°4	56°2	56°2	55°2	54°1	54°3	53°6	53°8	53°4	53°4
	3	58°4	58°0	58°1	57°6	58°3	57°8	57°3	56°8	57°3	57°7	57°2	57°2
	4	58°2	57°4	57°8	57°8	56°3	57°1	56°6	55°1	55°7	57°1	56°3	55°8
	5	57°8	58°6	58°4	58°6	57°5	58°1	55°3	54°6	55°2	56°5	56°4	57°3
	6	56°1	55°9	57°4	56°5	57°5	57°5	55°1	56°0	56°7	54°4	52°0	54°4
	7	—	—	—	—	—	—	—	—	—	—	—	—
	8	58°8	57°2	59°6	59°2	58°4	59°8	58°3	59°0	59°4	59°6	58°2	59°0
	9	57°0	57°7	57°2	57°8	56°7	57°2	56°7	56°6	56°6	56°6	56°6	56°5
	10	55°0	54°2	56°6	56°0	56°4	56°8	56°8	54°8	54°6	54°6	55°8	55°5
	11	56°6	58°8	57°9	57°7	58°2	57°2	57°6	56°6	57°0	56°4	54°4	56°4
	12	54°7	56°0	56°4	56°8	56°4	56°1	56°4	56°2	56°9	56°2	57°0	55°7
	13	55°8	57°2	57°2	57°4	56°8	57°7	57°0	57°2	57°8	57°6	57°8	57°1
	14	—	—	—	—	—	—	—	—	—	—	—	—
	15	58°8	59°2	60°4	59°6	59°4	59°0	59°0	58°8	59°0	58°4	58°1	58°2
	16	56°0	56°9	57°0	55°9	56°6	57°0	56°4	56°4	56°9	56°3	56°4	56°4
	17	57°8	57°5	57°3	56°4	56°8	56°3	56°2	54°2	54°5	55°0	55°6	54°6
	18	56°4	56°3	56°6	56°2	57°8	56°3	56°4	55°1	54°8	54°4	55°3	53°0
	19	55°2	54°8	55°5	55°1	55°2	55°6	55°2	52°8	53°0	51°8	55°8	54°6
	20	54°6	54°8	55°6	56°0	57°1	56°0	55°8	55°4	55°1	55°9	55°3	55°5
	21	—	—	—	—	—	—	—	—	—	—	—	—
	22	53°7	56°3	56°3	56°4	57°6	56°4	55°3	55°4	56°2	56°4	55°0	55°5
	23	55°4	56°6	56°4	57°0	57°1	56°6	56°1	56°5	55°6	55°6	55°3	55°5
	24	56°5	57°4	57°9	56°2	55°9	57°1	55°9	55°0	54°2	53°7	54°0	52°6
	25	54°6	54°9	55°7	56°2	56°5	55°4	55°2	53°9	54°8	54°7	54°7	54°7
	26	57°0	57°0	56°6	57°2	56°9	56°6	55°6	56°2	56°3	56°2	55°0	55°7
	27	56°7	57°8	57°5	57°6	57°5	57°2	56°6	56°0	55°6	56°6	56°6	54°5
	28	—	—	—	—	—	—	—	—	—	—	—	—
	29	56°2	57°0	56°5	57°8	56°9	56°3	55°4	56°6	56°1	56°4	55°9	56°2
	30	55°1	58°7	58°1	58°8	58°8	58°8	58°4	57°8	57°9	58°1	58°4	58°1
	31	57°2	57°7	57°7	56°8	57°3	57°6	56°4	57°1	57°6	57°4	56°6	56°5
Hourly Means	56°32	56°95	57°23	57°14	57°18	57°07	56°41	56°01	56°09	56°04	55°77	55°65	
AUGUST.	1	57°5	58°4	58°4	57°4	57°0	57°1	55°4	55°8	55°4	55°4	55°8	54°8
	2	57°3	57°2	57°8	57°8	56°8	56°8	56°2	55°7	56°0	56°7	55°8	56°5
	3	57°2	57°8	57°7	57°8	57°2	56°1	56°9	56°7	57°2	56°1	56°9	56°4
	4	—	—	—	—	—	—	—	—	—	—	—	—
	5	56°1	57°3	56°8	56°6	57°2	56°4	56°1	56°0	56°1	55°4	55°8	54°7
	6	55°5	55°7	56°6	57°2	56°5	55°4	55°8	55°8	56°4	56°7	57°0	57°4
	7	56°9	58°4	58°3	58°4	57°9	57°4	56°3	53°9	53°6	53°9	53°8	53°2
	8	57°8	57°9	57°6	56°9	56°4	56°4	56°0	56°8	56°9	56°6	56°5	55°2
	9	58°4	58°4	58°2	58°0	57°8	58°1	57°8	57°5	57°4	57°8	57°9	57°7
	10	59°0	59°6	60°1	60°1	59°6	59°8	59°1	58°4	58°4	58°4	58°0	58°2
	11	—	—	—	—	—	—	—	—	—	—	—	—
	12	57°2	57°9	58°2	58°2	57°8	57°3	57°3	57°6	57°8	58°4	57°4	58°0
	13	58°1	58°6	58°8	58°2	58°9	58°6	57°8	56°1	56°9	56°8	56°9	57°2
	14	57°8	58°6	58°9	59°1	58°9	58°2	56°6	57°5	56°4	57°5	56°1	56°0
	15	56°7	57°5	57°6	57°9	57°2	56°6	56°6	56°3	55°6	55°2	55°6	55°8
	16	57°6	58°7	58°8	57°5	58°2	56°9	56°8	56°3	55°4	55°8	55°3	55°6
	17	57°7	57°0	58°7	58°6	57°4	57°6	57°1	56°1	56°1	56°2	55°5	55°4
	18	—	—	—	—	—	—	—	—	—	—	—	—
	19	55°8	56°5	57°7	56°8	56°9	57°0	55°4	55°4	55°2	55°2	54°6	53°0
	20	54°3	55°6	55°8	56°8	55°0	56°6	55°2	55°3	55°4	55°3	55°5	54°4
	21	57°5	57°3	57°1	56°7	56°0	56°1	55°5	55°3	55°2	55°1	55°2	54°8
	22	56°3	55°8	55°8	56°6	56°3	55°7	55°6	55°3	54°7	53°0	54°3	54°2
	23	55°1	55°9	57°2	56°2	56°2	55°6	54°9	54°4	53°3	54°7	53°6	53°5
	24	56°0	55°4	55°2	56°1	55°6	55°8	54°7	54°4	54°9	54°0	54°8	54°4
	25	—	—	—	—	—	—	—	—	—	—	—	—
	26	57°2	57°2	57°6	57°2	57°6	56°4	55°9	55°8	54°2	53°2	54°4	53°7
	27	56°0	56°4	56°4	55°8	55°8	55°3	54°4	53°3	53°7	53°5	53°5	54°6
	28	58°3	58°8	58°9	58°0	57°7	57°8	56°7	55°8	55°0	56°8	55°6	56°0
	29	57°9	57°8	58°6	57°4	58°0	57°4	57°1	56°0	56°0	56°0	56°0	56°0
	30	57°8	58°1	58°4	58°5	57°5	57°3	56°6	56°1	55°8	55°5	55°7	55°5
	31	57°5	57°2	57°5	57°7	57°7	57°0	56°2	55°9	55°8	56°1	55°4	55°3
Sept. 1	—	—	—	—	—	—	—	—	—	—	—	—	
Hourly Means	57°06	57°44	57°73	57°54	57°23	56°91	56°29	55°91	55°73	55°79	55°66	55°46	

WET THERMOMETER.

12	13	14	15	16	17	18	19	20	21	22	23	Daily and Monthly Means.
11	12	13	14	15	16	17	18	19	20	21	22	
51.4	51.4	54.7	54.7	55.0	55.5	55.6	53.5	53.2	52.4	54.4	54.4	55.34
53.8	55.4	53.4	54.3	53.4	54.2	54.7	54.4	55.2	55.8	57.3	58.0	54.74
57.1	56.4	57.4	56.2	56.0	56.0	56.3	55.3	56.4	56.5	56.5	57.9	57.07
55.6	56.5	56.5	56.5	55.6	56.2	54.5	55.3	55.4	56.7	57.5	57.6	56.46
55.9	56.1	56.2	55.2	57.1	53.8	52.9	52.2	52.3	57.4	57.3	57.1	56.16
58.0	57.6	58.4	58.4	57.4	57.4	57.6	56.8	57.1	58.1	59.2	59.0	56.85
58.2	59.3	58.8	58.2	58.4	57.6	57.9	57.4	57.6	57.7	57.2	57.2	58.42
55.8	54.9	54.8	55.1	54.9	54.6	53.5	51.5	52.4	55.3	54.9	55.7	55.69
55.4	55.6	54.9	53.1	51.8	52.5	52.0	52.1	52.6	53.3	55.0	55.6	54.62
56.3	56.4	55.5	56.4	55.4	53.9	53.9	55.4	54.1	54.9	53.8	54.2	56.04
53.4	56.5	56.6	55.3	53.3	52.2	52.9	53.0	53.4	52.6	54.0	55.6	55.15
57.4	57.1	57.5	56.7	57.2	56.2	57.8	58.0	58.3	58.8	59.2	59.8	57.52
57.7	57.5	57.4	57.4	56.9	57.0	57.2	55.9	55.4	54.0	57.4	56.7	57.85
54.9	53.2	52.3	53.9	55.0	54.4	54.7	56.0	55.8	56.6	57.8	57.4	55.84
55.8	55.4	55.0	55.4	53.5	53.3	54.5	55.2	54.1	54.6	55.8	56.0	55.45
54.2	54.3	53.8	52.4	52.3	53.2	53.9	53.6	53.4	54.2	54.4	54.8	54.71
54.7	52.4	51.7	53.8	52.0	53.0	51.8	52.3	52.9	54.1	53.8	53.7	53.78
55.2	55.3	54.0	52.7	52.4	51.9	52.6	53.5	52.9	54.6	56.0	55.3	54.73
55.1	54.5	56.6	54.7	55.4	54.2	53.3	54.7	54.5	54.3	53.1	54.4	55.22
55.0	55.5	55.4	55.6	54.4	54.7	54.7	54.1	53.6	54.7	56.5	55.8	55.57
51.9	51.7	50.8	51.1	50.4	51.5	52.3	52.6	52.1	52.6	53.9	55.0	53.85
54.0	54.0	54.0	54.4	54.8	54.6	54.5	54.3	54.0	54.7	55.2	56.4	54.84
55.1	54.4	54.4	55.2	54.8	55.2	55.2	56.4	56.1	56.4	56.8	57.1	55.97
56.1	54.8	54.4	54.7	53.5	53.8	54.8	53.9	52.9	55.8	54.6	55.8	55.64
56.2	56.4	56.3	55.2	55.2	55.5	55.3	55.0	54.2	55.7	56.2	55.1	55.98
58.0	57.8	57.7	57.0	57.5	57.4	56.8	56.6	55.9	56.2	56.7	57.8	57.60
55.0	55.2	55.3	54.9	54.7	54.4	54.0	54.4	54.6	53.9	55.6	57.0	56.04
55.45	55.39	55.33	55.13	54.75	54.60	54.64	54.57	54.46	55.26	55.93	56.31	55.82
54.4	55.2	55.7	54.4	54.9	54.9	54.9	55.8	55.6	55.8	56.4	56.6	55.96
56.3	56.7	55.0	54.2	56.4	56.1	55.9	54.8	55.7	56.8	56.6	57.4	56.35
57.0	55.4	54.6	54.6	53.9	55.2	54.8	54.8	53.9	55.3	55.8	56.2	56.06
54.5	54.2	53.8	54.2	53.8	52.0	52.4	52.7	53.4	53.0	54.2	54.2	54.91
56.4	57.3	56.4	56.6	56.5	55.9	53.6	54.7	56.3	57.2	56.0	56.2	56.21
55.0	54.4	54.4	54.1	55.2	55.1	55.6	54.7	56.0	56.3	57.1	57.7	55.73
55.1	56.5	56.6	56.6	56.0	56.3	57.0	56.9	56.9	57.1	57.1	57.7	56.70
57.8	58.0	57.8	57.8	58.0	58.0	57.2	56.6	57.1	56.9	57.5	59.0	57.78
57.7	58.0	58.5	57.2	55.8	55.7	55.4	55.7	57.6	57.5	57.2	57.2	58.01
58.0	58.4	57.0	56.4	58.0	58.0	57.9	57.3	57.0	57.1	57.5	58.2	57.66
57.3	57.4	57.7	57.4	57.6	56.6	57.9	56.4	55.9	57.6	58.0	58.5	57.55
55.0	55.4	55.3	55.4	54.1	53.8	54.4	54.0	54.9	55.4	55.4	56.0	56.28
55.7	55.3	56.0	55.4	55.4	54.8	55.4	54.9	55.0	55.5	56.5	57.4	56.08
55.6	55.2	55.3	54.6	54.5	54.4	54.5	54.8	55.0	55.2	56.6	57.1	56.07
55.8	55.8	55.6	55.7	54.7	54.5	52.4	55.4	54.3	54.4	55.6	55.4	55.96
52.5	52.8	53.2	51.8	51.8	52.1	52.5	52.9	51.1	52.6	52.8	54.1	54.15
51.8	52.2	53.5	53.3	53.0	52.5	54.6	54.8	54.8	55.1	56.1	56.9	54.74
53.6	54.8	54.4	53.0	54.0	53.4	53.6	54.1	53.6	54.4	55.2	55.3	55.05
54.6	52.6	54.3	54.4	53.3	52.8	53.9	53.9	54.0	54.8	54.8	55.2	54.67
52.5	53.8	53.4	54.3	53.4	54.3	53.2	52.4	52.7	53.9	54.8	54.1	54.31
54.9	53.0	54.9	54.6	54.4	54.2	54.5	54.1	53.8	54.5	55.3	56.4	54.83
54.0	54.4	52.9	53.6	53.8	54.2	53.8	53.5	53.7	53.5	54.7	55.2	54.90
54.1	55.0	55.1	53.6	53.6	53.4	53.1	54.8	55.0	56.9	57.4	57.6	54.93
56.2	56.1	55.9	54.9	55.6	55.2	55.2	55.0	54.8	55.6	57.0	58.0	56.45
55.7	55.9	55.8	55.5	55.0	55.2	55.1	55.1	55.7	56.4	56.8	57.7	56.42
55.1	55.6	55.3	55.3	55.1	55.0	55.1	55.0	54.8	55.4	55.7	57.4	56.15
54.2	54.4	55.1	55.0	56.1	56.0	55.2	54.2	55.5	55.8	56.0	56.5	55.97
55.21	55.33	55.31	54.96	54.96	54.80	54.78	54.79	54.97	55.56	56.08	56.64	55.92

WET THERMOMETER.												
Hours of Mean Göttingen Time.	0	1	2	3	4	5	6	7	8	9	10	11
Hours of Mean St. Helena Time.	23	0	1	2	3	4	5	6	7	8	9	10
SEPTEMBER.	2	57.1	58.5	57.9	57.9	57.6	57.3	56.7	56.4	56.2	56.3	55.9
	3	56.4	56.7	57.8	57.2	57.1	56.3	56.1	55.7	55.2	55.6	55.2
	4	58.0	57.8	57.7	57.4	56.9	56.8	55.9	55.4	55.4	55.4	55.8
	5	57.0	57.8	57.3	57.5	57.2	56.8	56.6	55.7	55.8	55.5	55.5
	6	57.7	57.6	57.6	57.8	57.2	56.7	56.1	56.4	56.0	55.6	55.5
	7	57.0	57.7	58.0	57.9	57.4	57.2	57.0	56.4	56.4	55.4	56.0
	8	—	—	—	—	—	—	—	—	—	—	—
	9	58.0	58.4	58.6	58.7	58.1	58.4	57.6	56.8	56.5	57.1	56.4
	10	57.3	57.3	57.3	58.1	57.7	57.2	56.7	55.8	55.0	55.8	56.1
	11	57.1	57.1	57.3	57.4	56.8	57.2	56.6	56.7	56.1	55.4	55.3
	12	56.9	57.9	57.1	57.3	56.8	56.2	55.3	54.9	55.2	55.0	54.4
	13	56.2	56.5	57.0	56.6	56.3	55.8	55.9	55.2	55.2	55.6	55.3
	14	56.7	56.9	57.4	56.8	56.5	56.4	55.7	55.2	55.4	55.9	55.6
	15	—	—	—	—	—	—	—	—	—	—	—
	16	56.0	56.2	56.7	56.5	55.5	55.6	54.4	55.0	55.4	54.8	54.1
	17	57.9	57.8	57.9	58.0	57.8	57.0	56.8	56.1	55.8	55.9	55.7
	18	58.1	58.5	57.5	57.8	57.8	57.8	57.2	57.6	57.0	57.0	56.3
	19	58.1	58.6	58.8	58.2	58.1	58.2	57.0	56.4	57.2	56.8	57.0
	20	58.5	58.6	58.8	58.4	57.9	57.8	56.5	56.4	56.9	55.8	56.5
	21	58.4	58.8	58.6	58.9	58.6	58.2	57.6	57.2	57.2	67.3	57.2
	22	—	—	—	—	—	—	—	—	—	—	—
	23	57.5	57.7	58.6	58.5	58.0	57.7	57.8	57.8	57.6	57.9	57.6
	24	58.7	59.1	60.1	58.9	58.4	57.9	57.5	56.2	56.2	56.2	56.0
	25	57.2	58.1	57.6	58.1	57.6	57.3	56.8	56.5	55.5	56.5	56.6
	26	58.2	60.0	58.8	59.2	59.3	58.4	57.1	56.8	56.5	56.2	56.4
	27	58.3	58.2	58.2	58.5	58.4	58.4	56.9	55.6	55.1	55.3	55.0
	28	60.5	60.4	61.2	61.8	60.7	58.5	59.0	56.7	55.8	56.2	56.1
	29	—	—	—	—	—	—	—	—	—	—	—
	30	59.2	59.5	60.2	59.8	59.7	59.0	58.6	57.9	58.1	57.7	56.5
	Hourly Means	57.68	58.06	58.16	58.13	57.74	57.36	56.78	56.27	56.11	56.09	55.92
OCTOBER.	1	60.3	60.7	61.0	61.1	60.4	59.8	58.7	58.3	57.7	57.5	57.8
	2	59.5	60.2	60.4	60.6	60.0	60.0	59.0	58.3	57.8	57.6	57.3
	3	58.6	59.2	59.5	60.3	58.8	58.4	57.7	57.3	57.0	57.1	57.4
	4	58.7	60.3	60.4	59.9	58.8	59.0	58.1	56.8	56.9	55.8	56.2
	5	58.5	58.8	59.1	58.9	58.4	58.2	57.8	56.8	56.7	56.4	56.9
	6	—	—	—	—	—	—	—	—	—	—	—
	7	58.7	58.5	58.4	58.7	58.8	58.4	57.4	57.5	57.0	56.4	56.5
	8	57.8	57.4	57.0	58.4	58.0	57.6	56.6	56.8	55.9	56.7	55.6
	9	59.3	58.8	59.0	58.5	58.1	57.4	57.0	56.8	56.4	56.4	57.2
	10	58.0	58.6	58.9	58.4	57.5	57.4	57.3	56.4	55.0	55.9	56.1
	11	58.2	57.8	57.6	58.4	58.1	57.6	56.6	56.9	56.5	56.8	56.8
	12	57.9	58.5	59.3	58.8	58.8	58.3	58.0	55.7	56.8	56.5	56.1
	13	—	—	—	—	—	—	—	—	—	—	—
	14	58.7	59.8	60.2	58.7	59.2	58.8	58.4	58.3	58.0	57.3	57.2
	15	58.0	57.5	57.2	57.0	56.8	56.7	56.2	55.4	55.5	54.6	55.0
	16	56.3	57.0	57.8	56.8	56.6	56.8	56.4	56.0	55.8	56.1	55.6
	17	57.1	58.3	58.4	57.8	57.4	57.1	57.1	56.0	55.1	53.6	55.0
	18	56.2	56.6	57.6	55.7	55.4	56.5	55.7	54.9	55.7	55.4	55.0
	19	57.4	57.2	57.8	58.0	57.2	57.4	56.1	55.6	56.1	55.8	55.5
	20	—	—	—	—	—	—	—	—	—	—	—
	21	56.5	58.2	57.6	57.8	56.8	56.6	56.2	56.4	55.7	55.6	55.4
	22	57.4	58.4	58.8	58.4	57.9	56.8	56.4	56.4	55.6	55.0	56.0
	23	58.2	58.8	59.2	59.3	59.2	58.2	58.0	56.8	57.2	56.6	56.7
	24	59.6	59.2	59.3	59.4	59.1	58.6	57.6	57.1	56.4	55.9	56.8
	25	57.6	57.8	58.4	57.8	57.1	57.7	56.9	56.6	56.4	56.8	56.4
	26	57.4	58.4	58.2	58.6	57.2	57.0	56.8	56.8	56.4	56.4	55.8
	27	—	—	—	—	—	—	—	—	—	—	—
	28	60.1	59.9	59.6	59.8	58.7	58.8	57.4	57.3	56.7	56.9	56.8
	29	58.5	58.5	59.2	58.8	58.9	58.5	57.6	56.9	57.4	56.8	56.4
	30	58.2	58.4	58.5	59.1	58.2	57.8	57.2	57.0	56.8	56.6	56.2
	31	57.8	58.1	58.5	58.0	57.7	57.4	57.2	56.4	56.2	55.7	55.8
Hourly Means	58.17	58.55	58.77	58.63	58.11	57.88	57.24	56.72	56.47	56.23	56.28	

WET THERMOMETER.

12	13	14	15	16	17	18	19	20	21	22	23	Daily and Monthly Means.
11	12	13	14	15	16	17	18	19	20	21	22	
55.6	55.9	55.8	55.9	55.8	55.4	55.3	55.1	55.5	55.3	56.2	56.7	56.33
54.2	55.4	55.0	54.3	54.5	54.9	54.6	54.7	55.2	56.1	56.9	58.2	55.79
56.0	55.8	55.7	55.7	55.1	55.2	55.1	55.2	55.0	55.6	56.4	56.4	56.06
55.8	55.5	55.3	55.1	55.1	55.1	55.0	54.9	54.6	55.3	56.2	57.4	55.98
55.0	55.2	55.0	54.8	55.0	54.7	54.9	54.8	55.0	55.8	55.8	56.4	55.92
—	—	—	—	—	—	—	—	—	—	—	—	56.47
55.9	56.2	55.5	55.4	55.4	55.9	55.6	55.7	56.0	56.1	57.0	57.8	57.02
56.9	57.0	56.9	56.3	55.8	56.1	55.9	56.3	55.9	56.5	56.4	57.2	56.15
55.5	55.5	56.6	55.9	54.9	54.8	55.6	55.6	55.2	54.9	56.2	56.2	55.67
55.0	54.6	55.0	55.0	54.3	54.0	53.9	54.6	54.2	54.3	56.2	56.2	55.93
54.6	54.8	54.7	54.2	53.6	52.8	52.8	52.7	53.2	52.6	55.1	55.8	55.08
54.5	53.9	54.4	53.6	53.0	52.7	53.1	53.8	54.1	55.0	56.4	56.8	55.35
—	—	—	—	—	—	—	—	—	—	—	—	55.19
55.2	55.0	55.4	55.2	54.6	54.3	54.1	53.4	53.8	54.6	54.2	55.4	56.27
55.0	52.6	53.4	54.3	55.1	54.6	54.8	55.2	54.9	56.0	56.7	57.4	56.62
56.2	55.5	56.4	55.8	54.8	55.1	54.5	54.2	55.4	55.0	57.1	57.6	56.85
55.0	55.0	54.7	56.9	55.3	55.9	55.8	55.8	55.3	55.7	57.0	57.8	56.89
56.7	56.4	56.3	55.9	55.6	55.0	55.6	56.4	55.5	55.7	57.0	57.2	57.28
55.4	55.7	55.4	56.3	56.1	56.6	56.0	56.1	56.3	57.2	58.4	58.6	57.05
—	—	—	—	—	—	—	—	—	—	—	—	56.68
57.4	55.8	56.6	56.5	56.2	56.6	56.1	55.9	56.6	56.7	57.8	57.4	56.38
56.9	56.5	56.0	55.6	55.9	54.8	55.7	56.0	56.0	56.6	57.1	58.1	56.26
55.5	55.8	56.7	55.9	55.3	55.3	55.1	55.4	55.0	55.7	56.9	56.9	55.89
55.1	55.2	56.0	56.0	55.8	55.1	55.6	55.3	55.6	55.8	56.4	57.4	58.00
55.4	55.0	54.7	55.0	54.1	53.8	53.7	53.3	54.1	55.1	56.2	57.2	58.17
55.1	54.9	54.5	54.0	54.2	53.9	53.7	54.0	54.2	54.7	56.4	58.3	57.28
—	—	—	—	—	—	—	—	—	—	—	—	57.05
57.2	57.2	57.2	56.9	57.9	57.2	57.1	57.0	57.2	57.6	57.8	58.4	56.68
56.4	57.0	57.9	57.6	57.7	57.9	57.7	57.5	57.1	57.9	59.2	59.7	56.38
55.66	55.49	55.64	55.52	55.24	55.11	55.09	55.16	55.24	55.67	56.68	57.30	56.33
57.4	57.4	57.5	57.2	57.2	57.2	57.5	57.1	57.2	57.6	58.5	59.0	58.41
57.3	56.8	56.9	56.4	56.4	56.6	56.4	56.5	56.5	56.8	58.1	58.2	57.96
56.8	56.6	56.7	56.6	56.4	57.0	56.4	55.7	56.1	56.7	58.1	58.6	57.52
55.7	55.8	56.0	56.0	56.4	56.3	55.7	56.0	56.3	56.7	57.6	58.0	57.22
—	—	—	—	—	—	—	—	—	—	—	—	57.47
57.5	57.4	57.5	56.9	56.5	57.2	57.1	56.1	57.0	57.6	57.6	58.0	57.02
56.2	56.7	56.3	56.4	56.4	56.2	55.6	56.9	55.5	56.5	56.4	56.4	56.52
56.4	55.8	56.0	56.0	54.6	55.2	54.9	55.4	55.7	56.8	57.8	58.6	56.81
55.3	54.8	55.7	55.8	55.8	55.3	55.7	55.4	56.6	56.4	57.2	58.2	56.61
56.8	56.6	55.9	55.4	55.4	54.9	55.7	55.6	55.5	56.8	56.8	57.8	56.88
55.8	57.5	56.2	55.4	56.3	56.2	56.1	55.7	56.0	56.9	57.3	58.1	57.63
—	—	—	—	—	—	—	—	—	—	—	—	58.41
58.0	57.9	58.0	57.7	57.7	57.2	56.7	57.1	57.3	57.8	58.2	58.4	57.34
57.0	56.2	56.3	56.6	55.9	56.1	56.1	56.2	55.7	56.1	55.5	56.9	55.07
54.0	54.4	52.8	54.7	53.6	53.7	52.1	53.7	53.1	53.9	55.4	55.8	55.62
55.2	54.0	53.4	54.6	55.2	55.2	54.0	54.0	54.8	55.1	56.1	56.5	55.49
55.5	54.9	55.8	54.0	53.1	53.8	54.4	54.5	53.4	53.2	54.8	56.9	54.89
53.0	52.7	54.1	53.3	52.6	54.6	54.4	52.5	53.4	54.5	56.4	57.6	56.12
—	—	—	—	—	—	—	—	—	—	—	—	56.19
56.1	56.2	55.9	54.4	55.2	54.7	54.2	54.3	55.4	57.0	56.5	57.6	56.47
55.4	55.4	55.3	55.3	55.2	55.7	55.7	54.9	55.7	57.1	57.6	57.0	57.41
55.9	55.2	54.8	55.2	55.6	55.3	55.0	56.0	56.8	57.4	57.7	58.6	56.94
56.9	56.5	56.7	56.2	56.8	55.8	56.9	55.9	56.2	58.0	58.4	57.5	56.60
56.5	56.6	55.4	55.4	55.3	55.0	55.4	56.1	55.1	55.7	56.7	57.2	57.04
56.4	55.8	56.0	56.5	56.1	55.7	55.5	55.5	55.5	55.7	56.2	57.2	57.37
—	—	—	—	—	—	—	—	—	—	—	—	56.93
57.3	56.8	56.8	56.5	56.6	56.6	56.4	56.8	56.6	57.2	57.6	58.5	56.74
56.5	56.8	57.2	56.8	56.5	55.6	55.9	56.1	56.2	56.6	56.9	58.0	56.77
56.1	56.1	55.4	55.2	55.9	54.9	55.6	56.1	55.7	56.7	57.3	57.7	56.78
56.4	55.9	55.9	55.7	55.5	55.6	55.3	55.1	55.3	56.4	56.8	57.4	56.78
56.5	56.5	56.2	56.2	55.9	55.8	55.6	56.1	56.6	56.1	57.6	58.3	56.78
56.22	56.05	55.95	55.79	55.71	55.68	55.57	55.60	55.75	56.42	57.08	57.73	56.78

WET THERMOMETER.													
Hours of Mean Göttingen Time.	0	1	2	3	4	5	6	7	8	9	10	11	
Hours of Mean St. Helena Time.	23	0	1	2	3	4	5	6	7	8	9	10	
NOVEMBER.	1	59°2	59°8	59°9	60°1	59°4	59°1	58°0	58°0	57°7	57°2	57°1	57°2
	2	60°9	61°1	61°1	60°8	61°0	60°0	59°3	58°4	58°6	58°0	58°2	58°2
	3	—	—	—	—	—	—	—	—	—	—	—	—
	4	59°8	60°1	60°3	60°4	59°7	59°8	59°0	58°6	58°2	57°8	57°8	58°1
	5	60°5	61°2	60°6	61°1	60°7	59°6	59°0	58°4	58°1	57°7	57°8	58°0
	6	59°8	60°8	60°4	60°3	59°8	59°0	58°5	58°2	56°9	56°6	57°1	57°3
	7	58°7	58°6	58°9	58°9	58°4	58°5	57°8	57°6	57°3	56°4	56°3	56°2
	8	58°4	59°2	59°3	58°9	58°6	58°6	57°9	56°8	56°4	57°3	56°0	56°4
	9	58°2	58°3	58°6	58°0	58°9	57°0	56°3	56°0	56°1	55°6	55°4	55°4
	10	—	—	—	—	—	—	—	—	—	—	—	—
	11	56°7	58°2	58°7	57°9	57°7	56°3	56°3	55°5	55°4	55°0	54°5	54°8
	12	56°4	57°8	58°7	58°7	58°5	57°9	56°8	56°2	56°2	55°8	56°4	55°8
	13	58°1	58°0	58°4	58°9	58°5	57°6	56°8	54°4	54°2	54°5	54°6	54°5
	14	57°5	58°3	59°2	58°8	58°1	57°2	57°4	55°9	57°3	57°4	55°6	54°6
	15	57°5	58°2	58°4	59°0	58°6	58°0	57°4	57°2	56°8	57°0	56°8	55°8
	16	58°5	58°3	58°2	59°3	59°1	58°8	56°9	56°4	57°1	56°2	55°7	56°9
	17	—	—	—	—	—	—	—	—	—	—	—	—
	18	58°5	58°5	58°1	58°0	57°9	57°5	56°9	56°4	54°9	54°9	54°8	55°2
	19	57°8	58°3	58°4	57°9	58°3	57°8	57°3	56°3	56°8	55°9	56°6	55°8
	20	59°1	59°0	58°9	58°9	58°7	57°7	57°5	57°4	56°6	57°2	56°7	56°6
	21	59°4	59°4	59°9	59°5	58°9	58°4	57°6	56°0	57°0	57°1	56°8	56°0
	22	57°5	58°0	58°2	58°5	58°4	58°5	57°4	56°3	56°2	55°5	57°1	55°6
	23	56°6	57°6	57°8	58°0	57°6	57°5	56°4	55°4	56°6	56°7	55°2	54°1
	24	—	—	—	—	—	—	—	—	—	—	—	—
	25	58°7	59°1	59°0	58°9	58°8	58°1	57°1	56°4	55°8	55°6	55°1	55°1
	26	57°6	58°1	58°6	59°0	58°2	57°6	55°6	56°4	54°9	55°2	55°1	55°1
	27	58°9	58°4	59°0	57°9	57°7	56°4	56°1	56°2	56°4	55°0	55°8	55°5
	28	57°5	58°2	59°3	58°9	59°2	58°6	57°9	56°0	56°4	55°7	56°1	55°9
	29	57°8	59°0	59°8	59°7	59°2	58°4	58°0	57°3	56°9	56°4	57°2	56°8
	30	58°6	59°4	59°9	60°7	59°6	59°9	59°1	57°6	57°6	56°9	57°4	56°0
	Dec. 1	—	—	—	—	—	—	—	—	—	—	—	—
Hourly Means	58°39	58°88	59°14	59°12	58°83	58°22	57°47	56°74	56°63.	56°33	56°28	56°03	
DECEMBER.	2	57°6	58°4	59°4	59°6	— ^a	57°8	57°7	57°9	57°8	57°0	57°0	57°1
	3	57°5	58°7	58°9	57°7	57°8	57°8	57°5	56°4	55°8	56°2	56°4	55°0
	4	58°9	58°7	58°6	59°0	59°0	58°0	57°4	56°3	56°7	55°8	56°5	56°4
	5	59°0	59°6	58°8	59°2	59°1	57°5	58°1	57°8	57°6	57°6	56°5	56°9
	6	58°9	59°3	58°5	58°4	58°3	58°6	58°1	57°3	57°2	55°1	55°7	55°7
	7	58°1	58°5	59°2	59°5	59°3	58°3	57°8	57°1	56°7	57°1	57°4	56°8
	8	—	—	—	—	—	—	—	—	—	—	—	—
	9	59°1	59°2	59°2	59°5	59°2	59°3	58°5	57°5	57°1	57°0	57°3	57°4
	10	59°0	60°0	60°1	59°9	59°1	58°6	58°2	57°1	57°1	56°9	56°9	56°8
	11	59°4	59°5	59°4	59°9	59°7	58°7	59°1	57°5	57°3	56°7	57°4	57°3
	12	58°5	59°5	59°3	59°3	60°3	59°9	59°7	58°4	57°9	57°9	57°3	57°0
	13	57°7	58°8	59°2	58°7	58°5	59°7	57°8	56°6	56°3	56°0	56°1	56°9
	14	58°3	59°6	59°4	59°9	59°4	58°6	59°5	57°9	56°9	57°1	57°1	57°4
	15	—	—	—	—	—	—	—	—	—	—	—	—
	16	60°4	61°4	62°0	61°0	60°9	59°9	60°4	59°6	60°1	60°2	60°0	60°0
	17	60°8	61°7	62°1	60°8	61°0	61°0	60°0	58°9	58°4	59°0	58°2	59°6
	18	61°6	62°0	61°2	61°8	60°4	61°0	61°3	60°4	59°8	60°0	59°3	59°3
	19	60°5	61°1	61°0	60°6	61°5	59°9	59°6	59°1	58°9	58°1	58°8	59°0
	20	60°8	60°9	60°4	59°4	60°3	60°8	60°4	59°8	58°6	58°8	59°1	60°3
	21	59°9	59°8	60°6	60°5	59°6	60°1	58°9	58°2	59°2	57°6	59°0	57°4
	22	—	—	—	—	—	—	—	—	—	—	—	—
	23	61°9	61°6	61°1	61°6	60°3	61°3	60°4	60°1	60°2	59°8	59°8	59°8
	24	62°4	61°4	62°2	61°8	62°2	61°9	61°7	61°1	60°9	60°8	60°6	60°5
	25	—	—	—	—	—	—	—	—	—	—	—	—
	26	60°0	61°7	61°2	60°7	61°0	60°1	60°0	59°6	59°4	58°8	57°4	57°3
	27	59°1	59°1	60°8	59°9	60°9	60°4	59°5	58°4	59°0	58°1	58°3	58°6
	28	58°8	59°7	61°6	61°3	61°8	60°4	59°5	58°9	59°3	59°4	59°5	59°4
	29	—	—	—	—	—	—	—	—	—	—	—	—
	30	61°6	61°1	61°0	61°6	60°7	60°8	60°3	59°7	59°4	60°0	59°3	59°1
	31	60°2	60°3	61°1	60°4	59°2	58°7	59°1	58°9	58°8	58°6	57°4	57°5
	Hourly Means	59°60	60°64	60°25	60°08	59°98	59°16	59°22	58°42	58°26	57°98	57°93	57°94

^a Dry.

WET THERMOMETER.

12	13	14	15	16	17	18	19	20	21	22	23	Daily and Monthly Means.
11	12	13	14	15	16	17	18	19	20	21	22	
57°3	57°0	56°8	56°9	57°0	57°0	56°7	57°0	57°1	58°4	58°6	59°6	58°00
58°6	58°6	58°5	58°3	57°8	58°2	57°8	57°4	57°9	58°3	59°0	59°2	58°97
57°9	57°8	57°7	57°3	57°4	57°1	—	57°7	57°9	58°8	59°2	60°0	58°63
57°5	58°0	58°1	57°5	57°5	57°5	57°5	57°5	57°7	58°5	59°1	59°4	58°69
57°4	57°1	56°6	56°8	56°7	56°7	56°1	56°2	56°4	57°1	57°8	58°0	57°82
56°1	56°4	57°2	55°8	57°0	56°5	55°8	55°6	56°0	56°4	57°3	57°7	57°14
55°4	55°7	56°3	55°2	56°4	55°4	55°5	56°1	55°6	56°9	57°0	57°8	56°96
54°6	53°8	55°4	53°7	53°6	53°8	53°2	54°0	53°7	54°7	55°7	56°4	55°68
54°0	54°0	53°9	53°4	53°9	54°2	53°4	53°5	54°5	54°2	55°1	55°0	55°25
54°5	56°4	54°9	54°9	54°9	55°2	55°6	55°0	55°8	54°7	55°9	56°8	56°24
54°9	54°6	55°2	54°7	54°8	53°8	54°4	54°2	54°0	56°5	56°3	57°8	55°82
56°5	56°7	55°6	54°6	54°2	55°2	54°7	54°7	55°8	55°2	57°0	56°4	56°41
56°7	56°4	55°6	55°4	55°4	56°8	56°2	55°8	56°8	57°2	58°5	57°8	57°05
54°7	56°0	55°0	55°0	54°6	54°7	54°2	55°5	55°0	56°8	56°7	58°2	56°57
55°1	55°3	54°7	54°9	55°4	56°0	55°4	54°9	55°1	56°0	57°0	57°4	56°20
56°8	56°1	56°8	56°9	55°1	55°9	55°9	56°0	56°0	56°6	57°1	58°1	56°85
56°2	56°6	56°2	56°9	56°8	55°9	55°9	57°0	57°1	57°4	58°0	58°9	57°38
56°5	55°9	55°9	56°0	55°8	55°0	55°4	55°4	55°2	55°5	56°7	56°4	56°90
55°1	55°0	54°0	54°7	53°8	53°8	53°3	54°5	53°5	54°3	55°6	56°3	55°88
55°4	54°3	54°8	54°7	54°0	53°9	55°1	54°0	55°4	55°4	56°4	57°2	55°84
55°0	54°9	54°6	54°8	55°0	54°0	54°4	54°5	54°7	55°0	57°2	56°4	56°17
55°4	54°8	55°0	55°2	55°1	55°7	54°6	54°4	55°8	55°4	56°6	57°2	56°11
55°4	55°3	55°5	54°6	54°9	55°4	54°9	54°9	55°7	55°5	56°0	57°1	56°19
55°6	55°2	55°4	55°4	54°6	56°0	55°0	54°9	55°1	56°3	57°0	56°9	56°55
56°4	56°2	56°5	56°6	56°2	56°7	56°2	54°5	55°3	56°3	58°1	58°7	57°26
55°4	55°2	55°2	55°4	54°3	56°8	55°3	55°7	55°1	56°5	57°6	57°7	57°20
55°94	55°89	55°82	55°60	55°47	55°66	55°09	55°42	55°70	56°30	57°17	57°63	56°84
57°2	57°0	56°9	54°6	54°3	55°6	54°5	53°8	56°0	55°5	57°2	57°5	56°84
56°6	56°2	57°2	55°7	57°3	55°9	56°1	56°1	55°8	57°3	57°9	58°6	56°93
56°2	56°4	54°9	56°2	55°9	55°4	55°5	54°9	55°9	56°3	57°2	57°5	56°82
56°1	57°1	57°2	56°5	55°8	55°4	54°8	55°6	56°0	57°9	58°7	58°0	57°37
55°6	55°4	55°6	55°4	55°7	54°6	55°4	55°8	55°0	57°1	56°9	58°6	56°76
56°8	56°6	57°1	57°1	56°4	56°6	56°6	57°5	57°4	57°9	57°9	59°0	57°61
56°9	56°4	56°4	56°4	56°8	56°2	56°2	55°9	56°7	57°1	57°6	58°4	57°55
56°3	57°4	56°7	56°8	56°5	56°1	55°7	56°6	56°5	56°5	58°4	58°6	57°57
57°5	57°3	56°7	56°1	55°3	54°7	56°5	55°8	56°1	56°3	57°3	58°1	57°48
56°8	56°4	56°0	55°9	55°7	55°8	56°3	56°0	54°9	55°9	57°2	56°8	57°45
56°1	55°5	55°8	55°6	55°2	55°1	54°7	55°1	55°3	56°5	57°4	57°2	56°74
60°1	59°9	58°8	58°6	58°8	58°9	58°5	58°5	58°5	59°1	59°5	59°8	58°75
58°0	59°1	59°6	58°8	58°0	56°7	57°3	57°8	57°9	59°4	60°3	60°5	59°55
58°3	57°6	57°6	57°8	57°3	57°8	57°8	57°6	57°8	59°1	60°4	60°8	59°22
58°7	59°1	58°2	58°7	58°9	57°8	57°4	57°6	57°8	58°0	58°8	59°1	59°51
58°7	58°7	59°2	57°6	58°4	58°1	55°4	56°1	57°4	59°8	58°1	59°7	58°97
59°7	58°6	59°8	58°4	58°9	58°6	59°4	57°7	58°0	59°2	59°1	59°4	59°43
60°2	60°2	59°7	59°9	60°2	59°3	59°2	59°4	59°6	60°1	60°4	60°7	59°57
59°8	59°7	59°5	59°7	59°6	59°4	59°7	59°4	59°3	60°1	61°6	60°8	60°27
60°4	60°0	60°1	60°4	60°1	59°7	59°8	60°0	60°2	60°6	60°5	60°8	60°84
57°8	57°6	58°2	56°8	57°8	55°8	56°1	56°4	58°3	57°8	58°6	57°7	58°59
58°2	58°7	56°5	57°7	57°4	57°8	56°4	57°2	59°4	59°1	58°4	58°2	58°63
59°6	59°4	57°8	57°4	59°2	57°4	58°9	58°8	58°3	60°4	59°8	60°3	59°45
58°6	58°3	58°5	58°0	56°7	57°6	57°1	57°3	58°6	57°9	59°0	59°1	59°22
56°9	57°8	57°5	57°4	56°6	56°4	56°4	56°6	56°9	57°9	57°7	59°1	58°22
57°88	57°86	57°66	57°34	57°31	56°91	56°87	56°94	57°34	58°11	58°64	58°97	58°38

WET THERMOMETER.													
Hours of Mean Göttingen Time.	0	1	2	3	4	5	6	7	8	9	10	11	
Hours of Mean St. Helena Time.	23	0	1	2	3	4	5	6	7	8	9	10	
JANUARY.	°	°	°	°	°	°	°	°	°	°	°	°	
	1 59·8	60·0	59·7	59·8	59·4	58·9	58·4	58·3	58·1	58·5	58·4	58·2	
	2 58·9	59·3	59·6	60·4	60·3	59·7	59·2	58·8	58·7	57·6	57·6	56·4	
	3 60·0	60·0	60·5	61·4	61·2	60·4	60·2	59·4	59·7	59·0	59·1	59·4	
	4 60·8	60·9	62·2	62·2	61·8	62·0	62·1	61·5	61·4	61·3	61·2	60·9	
	5 —	—	—	—	—	—	—	—	—	—	—	—	—
	6 59·6	59·4	60·9	61·4	60·2	60·2	59·0	58·2	58·6	58·6	57·2	56·9	
	7 59·5	61·4	61·6	60·5	60·3	61·1	60·2	59·8	60·3	59·4	58·7	57·4	
	8 62·2	61·2	61·4	62·4	62·3	63·4	61·7	60·9	61·2	61·0	61·2	60·2	
	9 61·6	62·0	61·8	63·9	62·8	61·7	61·1	60·5	59·4	59·8	60·0	59·8	
	10 62·3	62·7	62·9	63·0	61·9	61·6	61·5	61·4	60·3	60·3	60·7	60·9	
	11 62·3	62·8	63·4	62·5	62·3	62·2	62·8	61·3	60·7	61·0	60·8	60·8	
	12 —	—	—	—	—	—	—	—	—	—	—	—	—
	13 59·9	60·6	61·3	61·9	60·9	61·2	60·8	59·4	58·3	59·4	59·7	59·3	
	14 60·9	61·3	61·6	61·5	61·0	60·9	60·2	60·2	60·1	60·4	57·8	59·1	
	15 60·7	60·9	60·4	61·4	61·0	60·8	59·9	60·3	59·9	59·4	58·4	59·5	
	16 59·8	60·9	61·6	61·1	62·3	61·2	61·0	60·8	59·2	59·9	60·4	59·4	
	17 61·7	62·0	62·3	62·1	61·5	61·6	60·2	60·6	60·7	61·0	60·4	60·4	
	18 60·8	61·3	61·1	61·8	61·1	61·5	61·2	59·2	59·8	59·4	59·6	59·6	
	19 —	—	—	—	—	—	—	—	—	—	—	—	—
	20 61·2	61·0	62·0	61·2	61·5	60·5	61·0	59·6	59·6	59·1	58·6	58·9	
	21 60·5	61·9	62·2	62·0	62·0	61·8	61·0	60·8	60·1	59·6	59·3	59·7	
	22 61·2	62·2	62·2	62·0	61·8	61·8	61·0	59·9	60·1	59·9	60·2	59·8	
	23 61·9	61·4	62·3	62·0	61·7	61·8	61·0	60·0	58·8	59·4	58·3	59·0	
	24 61·3	61·4	61·0	62·0	60·8	61·6	60·9	59·6	59·2	60·6	60·5	59·8	
	25 61·8	62·6	62·4	62·4	62·1	62·1	61·7	61·4	61·3	60·1	61·1	61·1	
	26 —	—	—	—	—	—	—	—	—	—	—	—	—
	27 60·0	61·2	60·4	60·4	60·5	59·9	60·6	59·8	59·8	59·1	59·0	59·2	
	28 60·0	60·3	61·3	61·4	61·1	60·6	60·7	60·4	61·0	61·0	60·4	59·8	
	29 60·2	61·3	61·3	60·1	61·7	61·1	61·3	60·8	60·0	60·2	59·8	59·3	
	30 60·4	61·1	61·2	61·5	61·8	62·4	60·7	60·1	58·8	58·7	59·2	60·2	
31 61·3	61·3	62·4	62·8	62·6	61·4	60·9	60·8	60·6	59·8	60·2	59·5		
Hourly Means	60·76	61·20	61·49	61·67	61·40	61·24	60·75	60·14	59·84	59·76	59·55	59·43	
FEBRUARY.	1 62·8	62·0	62·8	62·4	62·5	62·1	61·4	69·7	60·6	59·4	60·7	60·7	
	2 —	—	—	—	—	—	—	—	—	—	—	—	
	3 59·9	61·2	59·0	61·1	62·1	60·7	59·5	59·9	59·0	58·5	59·3	57·8	
	4 62·5	60·9	61·9	61·2	61·8	60·6	60·9	59·2	58·9	59·6	59·4	58·5	
	5 60·7	60·0	60·6	61·3	61·5	61·6	60·8	60·4	60·4	60·2	59·6	60·8	
	6 59·6	62·6	62·1	61·4	61·0	62·1	62·2	60·4	59·4	60·0	60·6	60·4	
	7 62·5	62·7	63·8	63·6	62·6	62·6	61·6	61·9	61·0	61·2	61·6	58·4	
	8 61·0	61·8	62·6	63·1	63·8	62·9	63·7	62·3	62·5	61·5	61·8	60·4	
	9 —	—	—	—	—	—	—	—	—	—	—	—	
	10 62·1	62·3	64·4	64·9	64·9	63·9	62·9	61·7	61·8	62·2	61·6	61·1	
	11 63·6	63·9	64·6	64·1	64·3	64·2	63·6	63·4	62·4	61·8	61·5	61·5	
	12 63·4	64·3	64·7	66·1	65·0	65·1	65·4	63·9	62·5	62·9	62·5	62·6	
	13 62·6	62·8	63·4	64·5	64·9	66·5	65·7	63·7	62·2	61·9	62·4	62·3	
	14 63·4	64·0	64·8	65·1	65·8	64·9	64·9	64·1	63·9	62·5	62·8	62·8	
	15 64·3	63·4	64·1	65·4	63·5	63·0	62·9	60·9	62·6	60·8	61·3	61·1	
	16 —	—	—	—	—	—	—	—	—	—	—	—	
	17 64·7	63·8	64·7	65·1	64·6	64·9	63·9	63·3	62·5	61·9	61·8	61·8	
	18 63·2	66·6	66·4	68·1	68·3	66·8	64·5	63·8	62·6	63·2	62·6	62·7	
	19 65·1	67·3	66·1	65·9	66·3	65·8	64·0	62·4	62·2	61·6	62·5	61·5	
	20 64·5	66·4	66·4	67·6	66·7	65·4	64·6	60·6	61·0	60·1	61·1	69·6	
	21 61·2	65·1	66·2	63·2	63·2	63·4	62·9	62·6	62·0	62·9	62·2	62·0	
	22 64·2	65·1	65·4	64·2	64·5	64·7	64·1	63·9	63·8	63·2	63·8	63·8	
	23 —	—	—	—	—	—	—	—	—	—	—	—	
	24 61·9	63·6	64·0	63·7	63·0	62·4	62·4	61·6	61·3	61·2	61·8	60·7	
	25 62·1	63·2	63·4	63·9	63·8	63·5	63·6	63·1	62·7	63·2	63·2	62·8	
	26 64·6	64·7	66·0	65·9	65·9	64·6	64·3	63·9	63·2	64·0	61·8	63·1	
	27 64·1	64·5	64·9	65·4	64·8	64·4	63·4	62·8	62·6	63·4	62·4	62·4	
	28 63·4	64·4	63·6	63·6	64·7	64·3	62·4	62·9	63·2	63·2	61·6	62·9	
Hourly Means	62·81	63·61	63·99	64·20	64·15	63·77	63·15	62·18	61·85	61·68	61·66	61·32	

WET THERMOMETER.

12	13	14	15	16	17	18	19	20	21	22	23	Daily and Monthly Means.
11	12	13	14	15	16	17	18	19	20	21	22	
58.1	58.4	58.1	56.4	56.5	57.4	57.1	58.2	57.2	57.2	57.5	58.2	58.24
56.2	57.8	59.4	58.2	58.1	58.4	56.5	56.5	55.9	55.9	57.0	58.2	58.11
59.5	59.3	59.4	59.8	60.1	59.4	59.8	59.2	58.3	59.4	60.0	60.3	59.78
—	—	—	—	—	—	—	—	—	—	—	—	59.79
60.1	58.2	57.7	57.6	58.7	57.7	57.8	57.3	57.3	57.7	58.5	58.8	58.37
57.6	56.8	56.8	57.2	57.1	56.4	57.4	57.4	57.5	57.8	59.3	59.5	59.48
58.0	58.7	59.4	59.5	58.8	59.2	57.5	58.0	58.3	59.6	59.4	61.0	60.71
60.9	59.5	59.7	60.0	58.4	59.4	59.1	59.5	60.3	60.3	60.1	60.7	60.85
60.0	59.6	58.7	60.0	60.6	61.0	60.9	60.7	60.6	60.9	60.8	62.2	60.95
61.0	60.5	60.0	60.0	60.3	60.0	59.0	60.7	59.0	60.3	60.2	62.2	59.93
—	—	—	—	—	—	—	—	—	—	—	—	59.49
58.0	58.5	57.8	57.7	57.0	57.4	57.2	57.2	57.6	58.0	58.9	60.2	59.72
58.9	58.4	59.1	58.2	59.1	58.4	56.9	58.1	58.0	60.0	59.2	60.8	59.17
58.8	59.8	58.3	57.8	59.9	58.0	58.4	59.4	58.4	59.4	59.6	60.5	60.00
58.9	58.1	58.8	57.8	57.2	58.0	57.1	57.6	57.4	57.7	59.3	59.5	60.14
60.6	60.1	61.8	59.5	58.8	58.3	58.2	58.8	58.3	58.7	60.0	60.1	59.92
60.8	60.2	59.1	58.9	59.2	58.6	58.3	58.1	58.2	58.4	59.1	60.0	59.78
—	—	—	—	—	—	—	—	—	—	—	—	59.99
59.1	59.1	59.9	59.2	59.5	58.4	58.6	60.0	58.6	58.6	59.9	60.7	60.20
59.0	58.8	60.2	59.6	58.8	57.8	58.4	57.9	58.9	60.0	60.1	61.1	59.38
60.2	58.4	60.2	60.4	57.9	59.4	58.2	58.0	58.8	57.4	59.2	60.9	60.03
59.6	58.4	59.1	59.2	59.5	59.4	59.0	59.2	59.9	58.9	60.1	60.4	59.99
58.7	59.5	57.6	57.8	58.8	57.6	57.6	57.6	57.2	57.3	58.3	59.6	60.55
58.1	60.1	60.0	58.0	59.3	59.6	58.0	58.9	58.9	60.4	61.6	60.0	60.99
—	—	—	—	—	—	—	—	—	—	—	—	59.99
59.3	57.6	57.8	57.4	59.1	58.7	57.8	57.7	57.4	58.9	59.1	59.0	58.99
59.6	57.0	57.9	56.5	57.6	58.3	57.3	56.4	58.0	58.6	58.8	60.0	59.17
57.3	57.5	57.0	57.3	56.5	58.0	58.4	57.1	57.3	58.3	58.1	59.1	59.45
58.8	59.4	58.6	58.9	58.7	58.6	58.1	57.6	56.4	57.2	57.8	59.6	60.09
59.6	59.9	60.2	59.8	59.6	58.8	58.1	58.2	58.0	60.9	61.2	61.8	60.70
59.7	60.0	59.9	59.3	59.9	60.3	59.7	60.4	58.9	61.5	62.0	61.6	59.72
59.13	58.87	58.96	58.59	58.70	58.61	58.16	58.33	58.17	58.86	59.45	60.22	59.72
—	—	—	—	—	—	—	—	—	—	—	—	59.68
59.2	59.4	59.4	59.0	54.9	59.0	55.9	56.2	56.4	58.6	57.5	59.7	59.05
58.6	56.8	57.3	58.1	56.9	57.0	57.9	57.8	59.3	59.4	60.1	60.1	59.11
59.5	59.7	56.8	58.3	56.5	55.9	56.1	56.8	56.5	58.6	58.5	60.0	59.90
59.7	59.5	60.3	59.5	59.5	59.0	59.5	58.2	57.5	58.6	59.1	59.3	60.55
59.0	57.6	61.0	60.6	57.5	59.4	61.6	60.1	60.8	61.4	61.9	60.6	60.99
59.9	59.8	58.0	58.2	59.8	59.1	59.9	60.4	59.3	61.3	61.6	63.0	61.77
—	—	—	—	—	—	—	—	—	—	—	—	61.97
62.4	60.7	61.5	61.1	60.4	60.5	60.2	60.6	61.0	61.3	62.4	63.0	62.71
60.4	60.6	60.6	60.0	60.4	61.0	61.2	60.7	61.4	61.8	63.1	62.4	62.97
61.9	62.4	62.6	61.8	62.4	62.0	61.6	61.6	61.7	62.2	61.7	64.3	62.90
62.4	62.6	62.6	61.7	61.3	62.2	61.4	61.2	61.2	62.3	61.5	62.4	63.40
62.6	62.3	61.1	62.5	62.1	62.9	61.3	60.9	61.9	62.8	63.6	62.7	63.00
62.9	62.4	62.8	62.4	62.1	62.1	62.5	62.6	62.3	63.3	63.5	63.8	62.75
—	—	—	—	—	—	—	—	—	—	—	—	63.41
62.7	63.4	63.1	62.9	63.3	63.4	63.1	62.9	63.1	62.5	64.2	64.2	62.66
61.7	61.6	62.2	62.0	60.5	61.3	61.6	60.7	61.1	62.1	63.7	64.5	61.49
62.6	62.4	62.1	62.5	62.5	60.5	61.6	62.1	58.8	60.0	63.6	64.3	62.48
61.6	61.5	61.7	60.9	60.9	60.6	69.8	60.4	60.0	61.1	61.8	62.9	62.61
59.6	59.4	60.0	59.1	59.2	58.8	59.4	59.3	57.8	58.6	59.5	61.2	61.37
61.1	61.1	60.3	62.3	61.5	62.0	62.3	63.1	62.0	61.9	62.4	62.7	62.97
—	—	—	—	—	—	—	—	—	—	—	—	63.29
61.5	62.4	61.0	60.4	60.5	60.4	60.5	60.6	60.5	60.6	61.3	62.2	63.06
61.2	61.0	61.3	61.0	60.9	60.3	60.6	59.3	58.2	59.0	61.3	61.2	62.48
63.0	63.0	63.1	62.9	62.4	62.5	61.0	61.9	61.8	63.4	63.8	64.1	61.94
62.4	61.1	62.2	61.9	61.6	62.2	62.4	62.6	62.0	62.3	62.7	63.6	62.97
63.1	62.3	62.3	62.8	61.0	61.5	62.5	62.9	60.4	62.0	64.1	63.4	63.29
61.9	62.2	62.2	61.9	61.5	61.9	62.2	59.0	60.2	62.6	61.4	62.3	63.06
61.29	61.05	61.06	60.99	60.40	60.65	60.67	60.49	60.22	61.15	61.85	62.41	61.94

WET THERMOMETER.													
Hours of Mean Göttingen Time.	0	1	2	3	4	5	6	7	8	9	10	11	
Hours of Mean St. Helena Time.	23	0	1	2	3	4	5	6	7	8	9	10	
MARCH.	1	64.8	62.4	63.6	62.9	63.0	64.4	63.8	61.8	61.1	60.4	62.1	62.1
	2	—	—	—	—	—	—	—	—	—	—	—	—
	3	62.9	63.4	63.6	63.5	63.1	63.0	62.0	62.1	61.4	60.8	61.0	60.9
	4	62.8	64.4	64.6	66.4	65.1	65.6	64.4	62.8	61.3	61.3	62.1	61.7
	5	63.6	63.5	63.3	63.6	64.0	63.9	62.6	62.5	61.9	61.4	61.2	62.1
	6	63.0	63.7	63.2	62.1	62.1	61.2	62.1	61.4	60.0	59.8	60.2	59.9
	7	60.6	61.4	61.3	61.3	61.3	61.3	62.4	61.2	60.2	59.3	59.4	60.0
	8	59.6	59.7	59.6	61.3	61.3	61.2	60.5	59.2	59.2	59.3	60.1	59.8
	9	—	—	—	—	—	—	—	—	—	—	—	—
	10	62.7	63.1	62.5	62.8	62.8	62.8	62.9	62.0	61.7	61.7	61.1	61.2
	11	62.5	62.9	63.9	64.0	63.9	62.1	62.8	63.1	62.1	61.8	62.3	61.9
	12	62.1	62.2	62.9	63.0	62.7	62.8	62.0	61.4	61.7	61.7	62.0	61.4
	13	64.0	64.6	64.1	64.4	64.5	64.2	64.4	63.2	62.1	62.4	62.3	63.0
	14	63.8	64.8	64.8	64.2	64.2	64.5	63.0	63.1	62.2	63.7	63.8	61.8
	15	63.9	64.9	64.6	65.4	63.4	63.6	64.1	62.4	62.8	62.1	62.6	62.5
	16	—	—	—	—	—	—	—	—	—	—	—	—
	17	63.6	63.5	64.4	63.5	63.8	63.4	63.1	63.5	62.1	63.0	62.9	62.6
	18	63.9	64.4	64.8	63.7	63.9	63.1	62.7	63.1	63.4	63.8	63.4	63.4
	19	64.3	64.7	64.5	64.9	64.8	64.4	63.9	63.8	63.2	63.6	63.5	63.0
	20	64.4	65.4	65.0	64.5	64.7	64.4	64.3	63.6	63.4	63.1	62.6	62.5
	21	—	—	—	—	—	—	—	—	—	—	—	—
	22	63.4	62.2	64.7	63.7	64.6	64.3	63.3	63.3	62.8	62.9	63.0	62.8
	23	—	—	—	—	—	—	—	—	—	—	—	—
	24	61.4	63.5	63.1	62.6	61.9	61.4	62.5	63.2	62.3	63.0	62.7	62.9
	25	64.8	65.8	65.2	65.8	64.9	64.7	63.2	62.9	63.4	63.2	62.5	63.4
	26	63.9	64.4	64.5	64.3	63.9	63.6	62.6	63.1	62.2	62.8	62.2	62.8
	27	62.5	63.7	62.7	63.0	63.0	62.0	61.4	61.1	61.5	61.0	61.2	61.4
	28	62.2	62.3	62.8	62.4	61.8	62.1	62.2	62.0	61.0	60.8	60.8	61.1
	29	63.4	63.4	63.1	63.2	62.5	61.8	62.4	61.0	61.6	61.2	61.5	61.7
	30	—	—	—	—	—	—	—	—	—	—	—	—
	31	63.3	62.8	64.5	64.3	61.6	61.1	61.8	62.4	62.4	62.1	61.8	62.4
Hourly Means	63.09	63.48	63.65	63.63	63.31	63.12	62.77	62.33	61.84	61.85	61.96	61.88	
APRIL.	1	63.9	64.0	63.6	62.3	62.6	62.9	62.1	62.1	62.2	62.3	61.6	61.6
	2	63.4	62.8	62.4	63.1	63.3	62.0	62.7	60.6	61.4	62.0	61.5	62.4
	3	63.2	63.5	63.3	62.9	62.7	62.2	62.8	62.1	61.6	61.9	63.0	62.8
	4	62.2	64.0	64.0	63.9	62.6	63.0	62.6	62.4	61.5	61.6	60.4	60.0
	5	63.0	62.5	64.0	63.6	62.6	61.8	61.3	61.9	61.0	60.5	60.4	60.8
	6	—	—	—	—	—	—	—	—	—	—	—	—
	7	62.7	63.5	63.4	62.4	62.3	62.2	62.3	61.2	61.5	61.4	61.6	61.6
	8	64.0	63.9	63.9	63.8	62.3	63.4	64.3	63.6	62.8	62.8	62.8	62.8
	9	64.0	64.0	65.0	64.7	65.5	65.3	65.2	65.0	64.9	65.3	65.4	65.6
	10	67.2	67.8	67.3	67.6	66.7	66.3	65.9	65.4	65.2	65.0	65.0	65.0
	11	65.9	65.8	66.0	65.7	65.6	65.6	64.7	63.3	64.4	64.0	64.3	64.3
	12	66.1	66.5	67.2	66.7	66.2	67.1	65.8	65.2	64.8	64.8	64.8	64.9
	13	—	—	—	—	—	—	—	—	—	—	—	—
	14	65.1	65.7	65.4	65.4	65.0	64.4	63.9	62.2	61.6	61.9	62.2	62.4
	15	63.3	63.3	63.8	63.6	63.3	63.0	62.1	61.6	62.0	61.2	63.5	60.6
	16	64.2	65.5	63.2	61.7	63.8	63.2	63.1	63.0	62.3	62.3	62.3	62.2
	17	63.0	63.2	63.9	63.0	62.1	61.4	61.4	60.6	60.6	60.5	61.2	60.6
	18	64.2	64.2	64.2	65.2	64.3	64.0	63.8	62.5	62.6	63.0	62.6	62.5
	19	65.2	64.7	64.9	65.0	64.6	64.4	64.2	63.4	63.0	62.8	62.6	62.4
	20	—	—	—	—	—	—	—	—	—	—	—	—
	21	64.4	64.2	65.4	63.7	63.6	63.0	63.4	62.8	61.8	61.7	61.5	61.6
	22	63.6	64.4	64.0	64.4	64.5	65.0	64.0	64.2	63.9	64.4	64.6	64.7
	23	63.4	63.8	64.9	65.1	64.8	64.2	63.4	62.8	62.1	62.2	63.8	63.6
	24	64.8	65.2	65.1	65.5	64.9	63.9	64.3	62.2	62.9	62.3	62.7	63.2
	25	62.6	61.9	62.3	63.6	64.0	63.4	64.0	64.0	63.6	63.8	63.7	64.0
	26	64.4	64.7	65.0	63.9	64.1	63.6	62.0	61.5	63.1	61.4	62.1	62.2
	27	—	—	—	—	—	—	—	—	—	—	—	—
	28	62.7	62.4	62.7	63.9	63.0	63.1	62.4	62.0	61.0	60.8	61.1	61.6
	29	62.0	63.1	62.0	63.0	62.8	62.7	62.4	60.7	62.0	61.4	61.9	61.1
	30	62.2	61.6	61.4	61.9	62.0	61.4	61.1	60.0	60.1	59.5	59.8	59.8
Hourly Means	63.87	64.08	64.17	64.06	63.82	63.56	63.28	62.55	62.46	62.34	62.55	62.47	

WET THERMOMETER.

12	13	14	15	16	17	18	19	20	21	22	23	Daily and Monthly Means.
11	12	13	14	15	16	17	18	19	20	21	22	
61.9	61.5	61.3	61.2	61.2	61.1	61.8	60.6	61.4	62.1	62.0	62.2	62.11
60.8	60.5	60.4	59.2	58.6	59.9	60.6	58.3	58.6	58.6	61.4	60.4	61.04
62.0	61.7	61.2	61.5	61.7	61.4	61.6	61.8	62.0	62.1	62.9	62.5	62.70
61.7	62.4	62.0	62.1	61.4	61.2	60.9	60.7	61.1	61.9	63.0	62.8	62.28
59.4	58.7	58.8	59.6	59.9	59.4	57.3	59.7	60.0	57.6	58.0	61.9	60.37
57.5	58.8	57.8	56.9	56.4	— ^a	— ^a	57.7	57.9	58.6	58.4	59.1	59.37
60.2	59.8	59.6	59.8	60.1	59.9	59.7	60.0	60.6	61.3	62.4	62.6	60.28
61.1	60.9	60.9	61.1	60.8	60.7	60.5	60.6	60.8	61.7	62.2	62.3	61.70
61.3	60.8	60.6	61.3	60.9	60.5	59.8	60.0	59.8	60.3	60.5	61.2	61.68
62.1	61.6	60.9	61.4	59.5	61.4	59.4	61.4	60.4	63.0	62.0	62.9	61.75
63.2	62.4	62.8	63.8	61.8	61.4	— ^a	61.5	62.2	63.5	63.8	64.1	63.20
62.4	62.1	62.3	63.2	62.3	62.4	62.5	61.8	62.4	63.7	63.1	64.3	63.18
62.0	63.1	61.5	60.1	60.7	62.4	— ^a	61.6	62.6	62.3	63.0	62.9	62.80
62.6	61.6	61.5	61.5	60.9	61.8	61.2	60.2	61.1	63.1	63.3	61.9	62.50
63.1	62.5	63.2	62.8	63.2	62.6	62.6	62.9	62.7	63.1	64.2	64.5	63.37
63.5	63.8	63.0	63.0	62.7	63.6	62.4	62.1	61.9	63.0	62.8	64.0	63.52
62.0	62.6	62.3	61.8	61.7	62.1	60.5	61.8	61.1	62.1	63.0	63.1	63.00
62.2	61.3	61.1	60.1	59.8	60.4	60.1	59.3	59.5	60.7	61.0	60.8	61.97
63.6	63.3	63.3	62.2	62.0	62.7	63.2	63.0	62.0	63.7	64.8	64.1	62.85
63.5	62.4	62.8	62.2	60.7	62.3	61.6	61.9	62.3	62.7	64.4	64.4	63.37
62.7	61.9	61.8	62.1	61.6	61.5	61.2	60.6	61.4	61.2	62.0	62.4	62.53
61.5	61.8	61.1	61.2	61.4	61.5	59.9	58.9	60.9	60.3	61.4	62.8	61.55
61.5	62.2	62.4	60.2	60.8	61.0	59.9	60.2	60.0	62.7	61.2	62.8	61.52
61.3	61.7	60.4	57.8	60.2	57.9	57.7	60.9	61.1	61.5	63.3	63.8	61.42
61.8	62.1	61.9	62.4	61.9	61.5	61.7	62.2	62.2	62.8	62.7	63.8	62.39
61.79	61.66	61.39	61.14	60.89	61.27	60.73	60.79	61.04	61.74	62.27	62.70	62.09
61.4	61.7	61.7	61.5	61.9	61.8	61.6	60.8	61.8	61.9	62.1	61.9	62.14
62.8	62.8	62.4	61.8	61.2	62.0	62.0	61.3	61.8	62.6	62.4	63.1	62.24
62.1	62.3	60.1	61.1	60.4	60.2	59.4	60.2	61.3	62.4	62.1	62.0	61.90
60.5	59.3	60.0	59.6	58.4	59.2	61.4	61.2	61.0	62.0	63.0	64.1	61.58
59.8	60.4	60.6	60.8	60.6	60.3	60.6	60.9	61.4	62.8	61.9	62.2	61.49
61.8	61.6	61.5	60.6	61.0	60.5	60.4	60.0	59.6	61.6	62.0	63.2	61.66
62.5	62.6	62.0	62.8	62.4	61.6	61.0	62.4	62.3	63.1	63.4	64.3	62.95
65.1	64.8	64.8	64.6	64.1	64.5	65.0	64.6	64.8	65.2	56.0	66.9	65.01
64.7	64.8	64.8	64.6	64.6	64.6	64.2	64.4	64.8	65.3	65.4	65.5	65.50
63.6	64.1	64.0	63.9	64.0	63.8	64.0	63.9	64.0	64.7	65.3	65.3	64.59
63.4	63.2	63.8	62.5	62.3	62.7	62.6	62.1	63.0	63.2	63.9	64.6	64.47
62.6	61.5	61.2	61.6	61.1	61.0	60.5	60.7	60.8	61.7	62.4	62.9	62.63
61.0	61.3	61.4	60.6	60.0	59.4	60.0	61.2	61.4	62.8	63.3	64.0	61.99
62.3	62.2	62.0	61.7	61.5	61.3	61.0	60.7	61.6	60.7	62.3	64.0	62.42
60.8	60.2	60.0	59.9	59.7	60.7	59.2	60.0	61.7	63.0	63.5	63.9	61.42
62.5	62.5	62.0	62.5	62.0	61.9	62.3	62.0	62.2	62.7	63.7	63.5	63.04
62.5	61.6	61.5	61.1	62.0	61.3	60.6	61.3	61.8	61.2	62.5	62.8	62.81
61.5	60.9	60.8	61.4	62.8	61.6	62.3 ^b	62.0	62.5	63.2	62.8	63.9	62.63
64.0	64.2	64.2	63.4	63.6	62.7	62.2	62.6	62.2	64.1	64.7	63.3	63.87
63.8	62.3	63.1	63.0	61.9	62.7	62.0	62.6	63.0	64.0	64.2	64.4	63.38
63.0	63.0	63.0	62.8	62.7	62.4	62.8	62.4	63.4	64.2	64.3	64.2	63.55
63.7	63.7	63.5	63.0	63.1	62.9	62.6	62.4	62.2	63.1	64.0	63.8	63.29
62.8	62.8	62.8	62.3	60.8	61.7	61.4	61.2	60.4	62.7	62.2	62.4	62.56
61.5	60.2	61.0	61.0	59.9	60.4	60.4	60.3	60.4	60.4	60.6	62.5	61.47
61.3	60.8	60.9	60.4	60.4	59.8	59.0	60.0	59.3	59.2	60.2	62.0	61.18
60.4	59.5	60.0	59.5	59.9	60.4	59.9	60.6	60.4	61.8	62.0	62.6	60.74
62.36	62.09	62.04	61.85	61.63	61.59	61.44	61.61	61.89	62.68	63.08	63.59	62.71

^a Bulb dry.

^b Nine minutes late; not included in the Means.

WET THERMOMETER.													
Hours of Mean Göttingen Time.	0	1	2	3	4	5	6	7	8	9	10	11	
Hours of Mean St. Helena Time.	23	0	1	2	3	4	5	6	7	8	9	10	
MAY.	1	62°5	63°0	63°2	63°5	63°9	63°0	62°4	62°0	61°8	61°6	61°8	61°6
	2	63°4	63°2	62°6	63°6	63°9	63°2	62°8	62°3	62°4	62°3	62°4	61°9
	3	62°8	64°1	63°0	63°4	63°6	63°0	62°5	61°2	60°8	60°6	60°8	60°6
	4	—	—	—	—	—	—	—	—	—	—	—	—
	5	62°3	62°8	61°2	61°7	62°4	62°9	60°8	60°2	60°6	60°6	60°4	60°0
	6	62°6	63°0	62°4	61°7	61°4	60°9	60°3	59°6	59°1	58°6	58°3	59°2
	7	64°2	64°2	64°2	63°7	64°9	64°2	63°3	62°8	62°0	61°4	61°2	60°7
	8	64°6	64°8	64°3	65°5	64°8	64°1	63°6	63°2	62°6	62°8	62°0	61°8
	9	64°4	64°7	65°1	66°8	65°6	64°0	62°9	62°4	62°0	62°0	61°7	62°6
	10	63°8	63°8	63°6	63°7	63°5	63°1	62°0	61°1	61°2	61°1	60°9	60°7
	11	—	—	—	—	—	—	—	—	—	—	—	—
	12	64°4	63°1	62°3	62°8	61°7	61°6	60°9	60°5	60°3	60°0	59°8	60°3
	13	61°5	60°2	61°9	62°0	61°2	61°1	61°4	61°5	60°1	60°8	59°8	60°3
	14	62°3	62°0	60°6	61°8	61°4	60°5	60°0	60°2	60°5	60°4	60°6	59°8
	15	62°6	62°4	61°1	60°3	60°1	29°4	59°7	58°8	58°3	57°2	57°0	57°2
	16	60°2	60°1	60°5	59°6	59°7	59°1	58°1	58°0	58°4	57°6	56°3	57°2
	17	59°7	60°0	61°2	60°8	61°0	60°6	59°5	58°1	58°6	58°6	58°7	58°2
	18	—	—	—	—	—	—	—	—	—	—	—	—
	19	63°3	62°9	62°8	63°3	61°9	61°4	60°6	59°0	59°8	59°7	59°6	60°1
	20	62°1	62°6	61°5	62°4	61°5	60°8	60°4	60°3	60°2	60°4	59°2	59°9
	21	61°5	62°8	61°5	61°1	61°0	60°7	59°8	59°6	59°1	58°6	58°4	58°1
	22	60°3	60°5	60°6	61°6	60°4	57°7	56°7	57°6	59°0	57°8	56°8	56°6
	23	61°0	60°9	61°4	60°9	60°7	60°4	60°3	59°9	59°1	56°8	59°1	58°1
	24	59°0	59°9	59°0	60°2	60°5	59°0	59°8	59°4	59°3	57°0	57°4	57°8
	25	—	—	—	—	—	—	—	—	—	—	—	—
	26	62°0	62°0	63°0	62°6	61°8	61°6	61°0	60°7	61°0	59°7	60°1	60°6
	27	61°2	60°9	61°2	60°9	60°4	60°7	59°5	59°5	58°4	59°9	57°4	58°8
	28	60°8	61°5	62°2	60°8	60°7	60°6	59°7	59°6	59°1	60°0	59°6	60°2
	29	62°8	62°9	62°7	62°3	62°6	62°0	61°8	61°6	61°4	61°2	61°6	61°2
	30	63°5	64°0	63°4	63°9	63°5	63°0	62°9	62°2	61°8	61°8	61°8	62°0
	June 1	61°8	62°1	61°5	61°4	60°5	60°4	60°8	59°8	59°2	59°4	59°5	59°6
Hourly Means	62°24	62°39	62°15	62°31	62°02	61°44	60°87	60°41	60°23	59°92	59°71	59°82	
JUNE.	2	59°4	59°4	59°2	59°6	59°3	59°3	59°4	58°2	57°5	57°8	57°4	58°1
	3	59°2	61°3	60°4	60°0	58°8	58°7	59°0	58°3	58°2	58°0	57°8	57°8
	4	59°2	58°8	57°6	58°2	58°2	57°9	55°8	57°2	56°7	56°7	56°4	58°2
	5	59°9	58°6	58°8	59°3	58°5	58°9	58°9	57°6	57°0	57°7	57°4	57°8
	6	61°4	59°6	60°4	60°2	59°7	58°9	58°5	58°4	57°8	57°6	57°8	57°9
	7	60°2	60°4	60°3	60°4	59°4	58°8	59°1	58°1	58°4	58°4	57°4	58°8
	8	—	—	—	—	—	—	—	—	—	—	—	—
	9	59°2	60°0	59°5	60°1	59°1	58°9	58°7	57°3	58°1	55°2	57°4	56°6
	10	58°2	57°8	58°0	58°4	58°6	58°8	57°3	58°6	57°8	58°2	57°1	55°9
	11	56°6	58°0	59°2	58°9	58°6	58°3	58°2	58°4	57°8	56°2	58°4	58°0
	12	58°7	58°7	59°0	59°3	58°8	58°6	56°9	57°4	58°2	57°6	57°3	57°8
	13	58°4	58°4	59°0	59°1	58°1	57°8	57°1	57°8	56°7	57°8	56°0	54°6
	14	56°9	57°9	58°3	59°0	58°6	58°4	58°3	58°5	57°7	57°9	58°4	58°4
	15	—	—	—	—	—	—	—	—	—	—	—	—
	16	57°6	58°2	57°5	58°7	58°3	58°5	58°0	57°6	57°2	57°7	57°5	57°5
	17	57°1	58°8	59°3	58°5	57°7	56°8	55°7	55°4	54°3	53°9	54°6	53°7
	18	59°2	60°1	59°6	60°1	58°6	58°9	58°6	58°3	58°7	59°0	58°7	58°6
	18	61°1	61°5	60°7	61°2	60°0	60°1	60°0	59°6	59°7	59°7	59°2	59°4
	20	60°6	59°8	60°7	60°2	59°3	59°1	58°6	58°4	58°3	58°6	58°3	58°1
	21	59°3	58°0	59°1	57°6	58°0	56°2	55°4	55°6	54°0	54°3	53°4	53°8
	22	—	—	—	—	—	—	—	—	—	—	—	—
	23	55°2	55°8	56°1	56°4	57°0	56°9	57°1	56°3	56°0	56°4	56°3	56°1
	24	56°1	57°2	57°4	56°8	56°8	56°7	55°9	54°3	53°0	53°2	53°7	53°8
	25	59°5	61°1	61°2	61°7	61°5	60°5	60°3	59°8	58°9	58°3	58°4	57°9
	26	59°0	29°8	60°4	59°3	58°9	58°8	60°4	57°9	58°0	58°5	58°3	59°5
	27	59°8	59°9	59°6	60°2	59°3	59°2	58°6	57°6	57°0	55°6	56°6	56°0
	28	58°3	58°8	58°3	58°0	58°6	58°4	58°0	58°4	58°1	58°3	57°2	58°0
	29	—	—	—	—	—	—	—	—	—	—	—	—
	30	58°2	59°0	60°0	59°0	58°8	57°8	58°2	57°7	59°4	57°9	56°8	57°6
	Hourly Means	58°73	59°04	59°18	59°21	58°74	58°45	58°08	57°71	57°38	57°22	57°11	57°20

WET THERMOMETER.

12	13	14	15	16	17	18	19	20	21	22	23	Daily and Monthly Means.
11	12	13	14	15	16	17	18	19	20	21	22	
61.8	61.6	62.0	61.7	61.2	61.4	62.0	61.5	61.0	61.5	62.6	62.6	62.13
61.3	60.4	61.0	60.6	60.0	60.1	61.4	62.2	61.8	62.1	62.7	62.8	62.10
61.6	61.4	61.8	61.6	62.0	62.0	61.5	61.4	60.5	61.6	61.8	61.9	61.89
61.0	60.9	60.7	60.3	60.2	59.7	58.3	58.2	59.1	60.6	61.6	62.6	60.79
58.9	58.9	58.5	58.4	57.8	58.5	58.2	58.2	58.7	60.6	62.6	63.6	60.00
60.0	60.5	60.7	60.8	60.8	61.0	61.8	61.8	62.1	62.2	63.3	64.4	62.34
61.8	61.7	62.1	61.8	61.5	61.0	61.8	61.4	61.8	62.5	63.2	63.7	62.85
61.9	61.5	62.0	61.4	62.0	61.9	62.0	62.2	62.2	62.6	63.8	63.4	62.96
61.3	61.1	61.4	61.4	61.2	61.4	61.8	61.9	61.8	62.6	62.8	63.4	62.11
60.3	60.0	59.6	59.4	58.2	58.9	58.8	58.4	57.9	59.0	60.7	61.2	60.42
60.2	60.1	59.7	61.2	60.2	59.6	59.6	59.2	59.3	60.2	61.2	61.5	60.57
59.7	59.3	60.5	59.8	58.7	58.8	58.4	58.8	58.4	58.5	58.4	61.1	60.02
57.8	56.6	56.4	57.7	58.2	57.4	58.2	57.6	58.8	58.7	58.4	60.0	58.75
58.0	58.2	58.4	58.0	57.8	57.9	57.6	55.8	57.3	59.2	60.1	59.8	58.45
60.8	60.4	60.7	59.5	61.2	60.6	60.5	61.2	60.8	61.4	62.4	62.8	60.30
60.3	60.6	60.5	59.8	60.1	60.0	61.0	60.2	60.1	60.1	60.6	60.7	60.77
60.0	60.4	59.5	59.8	59.2	58.8	59.7	59.1	60.1	60.3	61.2	61.0	60.43
57.6	57.1	58.3	58.0	58.1	57.2	56.8	57.4	58.0	58.7	59.3	59.6	59.09
57.1	56.2	56.2	56.7	57.5	58.2	56.0	57.2	56.7	59.0	60.0	60.2	58.19
56.6	57.2	58.5	58.3	57.5	57.7	55.6	55.7	55.9	58.0	59.0	58.8	58.64
60.9	58.8	60.4	58.6	59.2	58.6	59.6	60.1	59.6	60.0	60.8	61.9	59.45
59.4	58.8	58.2	59.6	58.0	57.2	57.6 ^a	58.2	58.7	58.6	59.6	60.5	60.13
58.7	57.5	59.6	58.0	58.1	58.3	57.6	57.7	58.6	59.2	59.9	60.9	59.29
59.7	59.6	59.8	60.4	60.2	60.0	60.4	61.3	61.3	61.4	61.6	62.0	60.52
61.3	61.4	61.4	61.7	61.4	61.7	61.4	61.5	61.7	62.0	62.9	63.4	61.91
61.4	61.0	60.4	59.8	60.0	59.9	60.2	61.4	60.6	60.9	61.7	61.7	61.78
58.3	58.6	58.4	58.8	57.7	57.8	58.6	57.6	57.8	58.7	58.5	59.3	59.42
59.91	59.62	59.88	59.74	59.56	59.47	59.57	59.53	59.65	60.38	61.14	61.66	60.57
59.3	58.3	56.2	57.0	57.6	57.2	57.8	56.6	58.1	58.6	58.5	59.0	58.28
57.6	58.2	58.4	58.2	57.9	57.8	54.9	55.8	57.6	56.5	57.6	58.3	58.18
57.0	58.0	58.1	58.0	57.3	56.7	56.0	59.5	57.9	58.7	59.2	58.6	57.75
58.0	58.2	59.4	59.0	58.4	57.9	58.9	59.0	59.2	58.6	60.3	59.7	58.62
57.2	56.6	56.2	55.9	56.8	56.7	56.2	57.0	57.5	57.8	58.3	59.2	58.07
58.5	58.6	58.4	57.0	56.7	55.7	57.1	57.0	56.1	55.6	57.4	58.6	58.18
56.4	56.4	56.8	55.7	56.8	55.7	57.7	57.8	56.7	57.7	58.4	58.6	57.70
56.0	55.6	56.5	56.9	56.4	55.6	55.8	56.7	56.1	57.3	56.0	57.8	57.14
58.6	58.3	55.9	56.6	54.6	57.0	57.2	57.3	56.8	55.8	58.3	59.0	57.58
57.7	57.2	56.5	55.6	55.6	53.9	56.8	55.4	54.4	57.4	56.0	56.1	57.12
56.0	56.6	57.4	57.4	56.7	56.7	56.6	55.4	55.8	56.0	56.7	57.3	57.06
55.4	55.3	55.8	54.6	55.1	56.0	56.5	56.4	56.8	56.3	57.3	57.5	57.14
57.3	57.0	56.4	57.0	56.4	56.8	57.0	55.8	55.6	57.0	57.2	56.8	57.27
54.2	56.2	54.8	55.3	54.4	56.7	57.2	57.3	57.1	57.5	58.5	59.4	56.43
58.8	58.8	58.4	58.3	58.6	58.8	58.6	58.5	58.8	59.4	60.1	60.7	59.01
59.4	59.4	59.2	59.5	59.4	59.1	59.4	59.0	58.9	59.2	59.7	60.8	59.80
58.4	58.2	57.4	57.1	57.8	57.8	57.0	57.3	57.2	56.4	58.2	58.5	58.39
54.0	53.1	52.5	53.2	52.4	53.3	52.7	52.8	52.5	54.0	55.0	55.4	54.82
56.6	56.3	54.6	54.3	54.7	54.8	53.6	53.4	53.0	53.7	54.0	56.4	55.46
53.8	53.8	53.7	52.6	51.8	52.3	53.2	53.0	55.0	57.0	58.2	58.7	54.92
58.8	59.2	59.4	59.6	59.8	59.2	59.4	59.0	59.6	56.4	57.5	58.6	59.36
58.2	59.4	58.2	58.2	57.8	57.3	57.0	56.7	57.6	58.0	58.1	59.6	58.54
56.4	55.5	56.1	55.6	55.5	56.3	56.2	56.0	55.8	56.5	56.6	58.0	57.25
57.4	57.2	57.5	57.4	57.1	56.9	56.4	56.3	56.2	56.5	56.9	58.4	57.61
57.6	58.0	56.6	57.1	56.9	55.6	56.4	57.2	56.8	57.4	57.3	59.6	57.79
57.14	57.18	56.82	56.68	56.50	56.47	56.62	56.65	56.68	57.01	57.65	58.42	57.58

^a Six minutes late; not included in the Means.

WET THERMOMETER.													
Hours of Mean Göttingen Time.	0	1	2	3	4	5	6	7	8	9	10	11	
Hours of Mean St. Helena Time.	23	0	1	2	3	4	5	6	7	8	9	10	
JULY.	1	59°3	59°1	59°8	59°9	58°8	58°4	57°8	58°0	58°1	58°2	56°9	57°1
	2	57°6	57°0	58°4	57°2	57°1	56°3	55°9	54°1	56°2	54°2	55°3	54°2
	3	58°2	57°4	57°1	57°7	57°1	56°4	57°0	57°3	57°6	55°9	57°6	57°6
	4	58°3	59°0	59°9	58°8	57°9	57°4	57°6	57°9	58°0	58°0	58°1	57°7
	5	61°4	61°4	61°6	61°6	61°2	60°0	60°0	58°9	59°2	58°2	58°2	57°3
	6	—	—	—	—	—	—	—	—	—	—	—	—
	7	—	—	—	—	—	—	—	—	—	—	—	—
	8	58°3	60°0	60°6	59°2	59°2	59°0	58°9	57°9	56°8	55°1	54°8	55°0
	9	58°5	58°4	57°0	56°3	57°2	56°6	57°1	57°0	56°9	56°7	55°6	54°3
	10	55°1	54°6	56°0	56°0	55°8	55°2	55°2	55°4	56°0	55°7	56°0	57°3
	11	58°6	58°6	58°0	57°9	57°0	56°4	55°8	55°4	55°3	54°7	54°2	53°1
	12	55°5	54°8	55°8	56°3	56°0	55°8	56°1	55°1	55°1	54°4	54°7	54°1
	13	—	—	—	—	—	—	—	—	—	—	—	—
	14	57°0	57°5	56°4	57°0	56°0	56°0	56°2	55°8	55°8	56°0	56°1	54°6
	15	57°6	57°8	57°4	57°3	57°1	57°1	56°3	57°0	56°0	56°1	56°2	55°6
	16	57°4	58°4	58°2	58°0	57°4	57°2	56°8	55°7	55°4	54°5	55°8	55°1
	17	54°9	57°0	57°0	56°6	57°3	56°8	56°4	55°2	55°0	55°2	54°3	54°8
	18	55°7	55°4	55°1	55°2	55°9	54°5	54°0	53°4	53°2	54°0	53°9	53°9
	19	56°6	55°8	55°8	56°2	55°9	56°2	55°7	54°8	54°8	55°2	54°4	55°3
	20	—	—	—	—	—	—	—	—	—	—	—	—
	21	54°3	55°6	56°5	56°0	55°7	54°0	54°6	53°7	53°8	53°6	53°5	53°6
	22	57°3	57°6	57°9	57°2	57°8	57°4	56°7	56°8	56°5	56°2	55°8	55°4
	23	55°8	54°6	55°1	55°4	55°4	56°1	55°6	55°4	56°2	57°4	57°4	57°4
	24	54°8	55°0	56°6	57°0	56°3	56°3	56°3	55°5	54°8	56°0	55°2	55°6
	25	57°8	57°9	57°8	57°4	56°9	56°5	56°4	56°1	55°4	55°7	55°6	54°8
	26	57°0	56°2	57°0	57°2	56°0	55°5	54°1	55°2	54°4	54°1	52°4	54°8
	27	—	—	—	—	—	—	—	—	—	—	—	—
	28	56°3	56°5	56°8	57°3	56°6	55°6	56°1	55°0	54°4	55°1	54°8	55°4
	29	56°2	56°4	55°8	56°9	56°4	57°3	56°1	56°0	55°9	55°3	55°7	56°0
	30	55°1	55°8	57°2	56°2	56°1	56°5	56°2	55°4	55°1	56°0	55°8	56°2
	31	59°2	58°4	58°4	58°7	58°2	57°8	56°7	56°5	56°0	56°1	55°6	56°0
Hourly Means	57°07	57°16	57°43	57°33	57°01	56°63	56°37	55°94	55°84	55°68	55°55	55°47	
AUGUST.	1	55°5	55°1	55°8	54°5	55°0	54°6	54°4	54°2	54°8	55°0	53°7	54°0
	2	58°8	58°8	59°5	59°8	59°7	59°4	59°0	58°8	59°0	58°4	56°8	57°6
	3	—	—	—	—	—	—	—	—	—	—	—	—
	4	57°1	58°1	58°0	58°0	57°8	57°0	56°4	56°5	56°1	56°1	56°5	55°1
	5	57°0	57°8	58°4	57°2	56°7	57°2	56°4	55°8	55°8	56°6	55°2	55°3
	6	58°1	57°8	58°0	57°5	57°9	57°8	57°5	57°3	57°6	57°0	57°4	57°6
	7	59°8	60°1	59°1	58°2	59°6	59°1	58°0	57°6	57°2	57°2	56°4	56°2
	8	57°2	57°6	57°9	58°0	57°5	57°8	56°2	56°0	55°6	55°9	56°1	55°4
	9	57°6	56°8	58°1	57°2	56°4	57°1	56°6	55°1	56°2	56°4	55°1	55°1
	10	—	—	—	—	—	—	—	—	—	—	—	—
	11	58°3	58°3	58°0	58°2	58°2	57°8	57°0	56°0	55°6	54°6	55°0	54°1
	12	55°6	55°3	55°2	55°0	55°1	54°9	53°4	52°6	52°4	51°6	52°8	52°8
	13	55°1	55°7	56°3	56°4	56°2	56°0	54°0	53°4	52°9	52°7	53°7	53°3
	14	57°0	56°8	56°2	56°5	55°7	54°7	54°6	54°6	54°8	55°1	54°9	54°0
	15	57°0	56°7	56°8	56°7	57°1	56°8	56°9	56°4	55°9	56°0	56°0	55°6
	16	55°7	56°4	56°2	56°1	55°9	55°5	55°0	54°1	53°7	53°6	54°4	53°6
	17	—	—	—	—	—	—	—	—	—	—	—	—
	18	56°9	57°1	57°2	57°6	57°6	57°1	56°8	56°4	56°1	56°3	54°6	54°8
	19	56°1	56°9	57°5	56°8	57°0	57°0	55°6	55°5	55°5	55°3	55°2	55°8
	20	56°2	57°4	58°0	57°0	56°8	56°6	55°0	55°3	55°0	55°3	54°6	54°7
	21	56°1	56°7	56°6	57°0	55°9	55°6	55°8	55°6	55°8	55°0	53°9	54°9
	22	56°8	56°4	57°4	56°6	56°2	56°0	55°1	55°4	55°8	55°8	55°4	55°0
	23	55°4	55°3	56°4	55°9	55°2	55°3	54°9	54°2	55°2	53°9	54°9	54°2
	24	—	—	—	—	—	—	—	—	—	—	—	—
	25	54°7	54°6	55°3	55°8	55°2	54°8	53°5	53°3	53°8	53°0	52°6	53°1
	26	57°0	57°0	57°2	57°7	55°7	56°6	55°9	55°6	55°5	55°4	55°2	55°1
	27	57°2	57°2	56°6	57°0	56°0	56°0	55°6	55°8	55°2	54°7	55°2	55°4
	28	57°1	58°0	56°9	56°8	56°0	56°4	55°2	55°3	54°1	54°4	54°9	54°7
	29	56°7	55°4	56°3	56°6	56°6	55°9	55°7	54°8	54°9	55°4	55°7	54°7
	30	57°5	57°4	56°6	56°9	56°8	56°5	56°4	55°7	55°9	55°6	55°0	55°2
	31	—	—	—	—	—	—	—	—	—	—	—	—
Hourly Means	56°82	56°95	57°13	56°96	56°68	56°52	55°80	55°43	55°40	55°24	55°50	54°88	

WET THERMOMETER.

12	13	14	15	16	17	18	19	20	21	22	23	Daily and Monthly Means.
11	12	13	14	15	16	17	18	19	20	21	22	
57°5	56°6	56°8	57°4	56°3	55°6	57°4	55°8	55°5	57°6	57°6	58°3	57°66
54°8	55°8	56°8	57°4	56°0	56°6	53°5	54°5	55°0	55°8	57°7	57°0	56°02
58°5	56°9	58°3	57°9	57°6	56°2	57°4	57°6	57°2	57°2	57°1	58°2	57°37
57°6	58°3	57°6	57°6	57°6	57°4	58°0	57°7	57°3	58°8	59°4	59°9	58°16
—	—	—	—	—	—	—	—	—	—	—	—	56°17
51°6	51°6	51°2	52°4	54°9	52°6	50°7	50°7	51°0	53°8	53°8	54°8	—
54°6	55°6	56°2	56°1	55°3	55°3	55°4	55°7	55°9	66°8	57°7	58°3	56°99
54°8	54°0	53°0	54°6	54°5	54°7	54°3	56°2	55°1	56°4	55°4	55°0	55°82
56°0	56°4	56°3	56°1	55°8	56°1	56°6	57°0	57°6	58°2	58°1	58°9	66°31
54°7	52°8	53°5	53°7	53°8	51°7	52°1	51°4	54°1	52°2	54°8	55°3	54°84
56°8	55°6	56°4	55°8	56°2	56°6	55°9	56°3	56°2	55°2	56°6	56°4	55°74
53°8	56°0	54°7	56°4	54°6	55°4	53°8	56°7	56°6	56°7	57°5	58°0	56°02
54°7	55°8	54°8	55°8	55°5	55°8	56°2	55°3	55°3	56°8	56°8	58°0	56°35
54°3	53°8	55°3 ^a	52°9	54°8	53°8	54°2	54°6	54°7	54°0	54°6	55°4	55°51
54°6	54°4	53°3	55°5	53°9	54°5	54°2	52°7	51°5	55°4	55°1	55°5	55°07
54°6	54°4	52°3	54°2	54°0	54°2	53°1	51°9	53°5	53°6	55°1	56°5	54°23
52°8	53°2	53°1	52°7	52°3	52°0	52°3	52°7	52°3	53°4	54°0	54°5	54°25
53°8	53°7	53°3	54°2	53°7	53°0	53°4	54°0	54°6	56°4	56°5	57°6	54°55
54°5	54°6	54°4	54°4	54°1	54°6	54°5	54°3	54°8	56°4	55°7	56°5	55°89
57°6	56°8	56°7	56°4	56°1	54°6	54°5	55°3	55°2	55°2	54°6	55°2	55°83
55°9	55°2	55°6	55°7	55°2	55°6	55°4	55°3	55°8	55°8	57°0	57°3	55°80
54°8	54°2	55°0	55°0	54°7	54°6	54°5	54°4	54°0	54°5	55°7	56°2	55°66
53°7	54°9	55°0	53°9	54°8	54°2	54°8	54°7	54°4	54°0	55°8	55°8	54°99
55°2	54°8	54°7	55°2	53°5	54°4	53°5	54°4	53°5	54°7	55°6	56°6	55°25
55°7	55°1	55°3	55°2	55°0	55°0	54°8	54°2	54°4	54°9	54°6	54°5	55°53
55°5	55°7	55°4	54°9	55°5	55°0	53°5	54°0	54°8	56°2	56°9	57°8	55°70
55°6	55°4	55°4	55°9	54°8	55°6	53°9	55°6	54°8	55°0	55°0	55°2	56°24
55°15	55°06	55°02	55°28	55°02	54°81	54°53	54°73	54°81	55°62	56°10	56°64	55°84
55°8	55°8	56°9	56°4	56°6	55°6	54°9	56°0	56°8	57°4	58°2	58°3	55°64
56°0	55°9	54°6	54°8	54°6	53°2	54°4	54°0	55°3	55°6	56°0	56°8	56°95
55°4	55°8	55°6	55°4	54°9	54°2	55°1	54°8	55°6	54°5	55°4	56°2	56°07
55°4	55°6	55°7	55°4	56°2	55°1	55°5	54°4	54°9	57°1	56°4	58°2	56°22
56°2	56°8	55°0	55°7	55°3	56°5	55°8	55°3	57°2	56°8	58°1	59°2	57°06
56°1	55°6	55°8	55°8	55°6	55°6	55°2	54°8	56°0	56°2	56°5	56°7	57°02
55°2	56°0	55°0	54°9	54°5	55°7	55°6	55°8	55°3	55°2	55°5	56°1	56°08
54°4	53°9	54°2	53°4	53°7	52°8	54°5	54°2	55°0	55°9	56°3	58°1	55°58
53°6	54°0	53°8	53°7	52°9	53°1	52°6	53°5	52°7	53°7	53°9	54°6	55°13
52°4	52°3	52°6	53°3	52°8	52°7	52°8	52°1	52°3	53°6	53°4	53°9	53°37
53°3	53°5	54°2	53°8	53°7	53°5	53°6	54°0	53°6	54°2	55°4	55°8	54°35
53°8	53°7	53°2	53°6	53°8	53°7	53°7	54°0	53°9	54°4	55°2	55°9	54°74
55°8	55°4	55°2	55°2	55°1	54°5	54°0	53°8	54°3	54°6	54°7	55°2	55°65
54°2	54°9	55°4	55°2	54°8	54°6	53°2	53°0	52°4	52°3	53°8	55°3	54°55
55°0	53°3	53°3	53°2	52°3	52°3	53°0	52°4	52°6	52°8	54°4	55°7	54°95
55°8	56°3	55°4	55°8	54°7	54°3	54°2	54°2	55°5	55°1	56°8	57°0	55°80
54°2	54°9	54°1	53°8	54°2	54°4	54°1	54°7	53°4	53°7	55°2	56°1	55°19
55°6	55°4	55°4	55°4	55°0	54°8	54°4	54°5	55°4	56°0	56°2	57°0	55°58
56°0	55°8	55°8	54°9	54°4	54°9	53°8	53°6	55°1	54°8	54°9	54°8	55°45
54°2	54°1	54°5	53°7	54°0	52°6	53°6	52°0	52°8	53°1	53°6	55°4	54°35
53°6	54°2	55°3	55°1	55°2	54°0	55°4	53°5	53°3	55°0	56°2	56°9	54°47
54°9	54°6	54°5	54°0	54°3	54°5	54°0	54°1	54°9	55°3	55°6	57°3	55°49
55°1	54°6	54°4	54°5	53°6	54°6	54°0	53°6	53°8	55°1	56°4	57°1	55°36
53°9	54°9	53°3	52°4	51°6	51°7	53°5	52°9	52°9	52°7	55°5	56°2	54°62
55°7	55°4	54°8	54°8	55°0	54°8	54°6	54°8	55°1	56°2	56°9	56°6	55°56
55°6	55°0	52°4	51°8	54°1	54°1	53°8	53°5	52°8	54°0	54°9	55°4	55°12
54°89	54°91	54°63	54°46	54°34	54°15	54°20	53°98	54°34	54°82	55°59	56°38	55°39

^a Four minutes late.

WET THERMOMETER.													
Hours of Mean Göttingen Time.	0	1	2	3	4	5	6	7	8	9	10	11	
Hours of Mean St. Helena Time.	23	0	1	2	3	4	5	6	7	8	9	10	
SEPTEMBER.	1	54.8	56.3	57.5	57.0	56.7	56.1	55.8	55.1	55.0	55.0	54.3	54.9
	2	56.3	57.2	57.5	56.4	56.3	56.0	55.6	54.5	55.2	54.8	55.0	55.0
	3	55.8	57.9	56.4	56.0	56.5	55.7	55.7	55.3	55.1	54.7	55.3	55.4
	4	55.7	57.0	55.1	56.2	54.9	55.6	54.6	54.9	54.1	54.6	54.8	54.1
	5	55.8	56.4	57.2	56.3	55.5	56.0	55.7	55.2	55.0	54.5	54.1	54.0
	6	57.3	57.6	57.8	58.0	56.9	56.7	55.9	55.6	54.6	55.5	55.3	55.3
	7	—	—	—	—	—	—	—	—	—	—	—	—
	8	56.5	56.7	56.8	56.6	56.9	56.7	56.0	56.0	55.2	55.8	55.8	55.9
	9	56.8	57.4	57.6	57.9	56.7	56.7	54.6	54.8	53.9	55.6	54.0	53.9
	10	55.4	56.2	56.4	56.2	56.1	54.8	55.2	54.8	54.6	54.8	55.5	53.8
	11	56.5	55.8	55.5	55.8	55.8	55.1	54.8	54.8	54.2	54.4	54.5	54.4
	12	56.2	55.9	57.2	56.4	56.2	55.6	55.4	55.4	55.2	55.4	55.7	54.8
	13	58.7	57.6	57.7	58.2	57.6	57.5	55.7	56.5	56.0	56.2	55.8	55.9
	14	—	—	—	—	—	—	—	—	—	—	—	—
	15	56.1	56.6	56.3	56.5	55.9	56.0	55.1	54.2	54.8	54.3	54.8	54.1
	16	56.8	56.7	56.6	56.8	56.8	55.6	54.5	53.8	54.2	53.7	54.3	53.5
	17	56.4	56.4	56.1	56.3	56.8	55.5	54.7	54.7	54.2	53.4	54.5	54.4
	18	56.0	56.7	56.4	56.7	56.2	55.9	55.6	54.6	54.0	54.4	53.9	54.0
	19	56.4	56.8	57.2	57.0	57.0	56.6	56.6	54.9	55.1	55.3	54.9	54.6
	20	57.2	58.1	58.6	58.3	58.2	58.0	57.5	57.0	57.1	57.3	57.5	57.3
	21	—	—	—	—	—	—	—	—	—	—	—	—
	22	56.6	57.8	57.7	56.8	56.8	55.6	55.9	55.5	55.6	55.0	53.4	55.0
	23	54.4	56.0	55.1	54.9	54.5	54.5	54.4	54.2	53.7	53.9	53.8	54.0
	24	57.1	57.7	57.3	57.4	56.9	56.2	56.3	55.6	55.4	55.1	54.8	54.8
	25	57.5	57.0	57.3	58.7	57.6	57.4	56.3	55.6	55.2	55.6	55.0	55.6
	26	55.6	56.1	56.8	56.8	57.1	55.7	55.0	53.2	52.8	52.8	52.9	52.1
	27	56.4	56.0	56.5	56.2	57.0	55.4	55.1	55.2	55.0	53.3	53.2	53.3
	28	—	—	—	—	—	—	—	—	—	—	—	—
	29	56.1	56.1	55.4	56.6	56.2	55.8	55.5	55.2	55.4	54.0	54.4	54.3
	30	55.8	56.4	56.3	56.4	55.7	56.0	55.0	54.0	55.2	55.1	54.7	55.2
Hourly Means	56.32	56.78	56.78	56.78	56.49	56.03	55.48	55.02	54.84	54.79	54.70	54.60	
OCTOBER.	1	56.7	56.1	56.7	56.2	56.3	55.7	54.8	55.0	55.2	54.0	53.8	54.0
	2	56.4	56.5	56.7	56.7	56.5	56.2	55.6	54.4	53.8	54.4	54.0	54.3
	3	57.0	57.4	58.0	57.4	57.2	56.4	56.1	55.0	54.8	54.6	54.9	54.1
	4	56.8	57.3	57.3	56.9	56.8	56.2	56.4	55.4	55.0	54.3	54.5	54.8
	5	—	—	—	—	—	—	—	—	—	—	—	—
	6	61.5	59.2	61.2	61.1	59.8	59.1	58.8	58.1	57.3	56.8	56.5	56.5
	7	59.5	59.9	60.8	60.8	59.5	59.0	58.8	57.4	57.6	57.6	58.3	58.3
	8	59.2	59.4	60.0	60.2	59.6	59.4	53.6	58.0	58.2	57.7	57.7	57.5
	9	59.3	59.0	59.6	59.4	59.4	58.8	57.9	57.5	57.0	57.0	56.6	56.2
	10	60.0	60.5	61.3	60.3	61.3	60.2	59.0	58.3	57.8	57.8	57.5	57.0
	11	59.2	60.0	60.2	59.4	60.0	60.4	59.2	58.4	57.5	57.0	57.0	57.4
	12	—	—	—	—	—	—	—	—	—	—	—	—
	13	60.9	60.6	61.2	60.3	60.8	59.3	58.9	58.4	58.4	58.5	58.1	58.1
	14	59.7	59.9	60.1	60.3	60.0	60.2	57.9	58.9	58.6	57.8	57.9	57.8
	15	60.2	60.8	61.3	61.4	59.9	59.8	59.2	58.4	57.6	57.9	58.3	57.8
	16	58.4	58.8	58.2	58.4	57.4	56.6	56.2	55.9	55.2	54.5	54.9	55.1
	17	57.5	58.0	58.6	57.8	58.6	58.5	57.9	57.7	55.6	55.7	55.3	55.4
	18	58.8	59.3	58.6	59.9	58.8	58.8	57.8	56.1	56.5	55.6	56.1	56.6
	19	—	—	—	—	—	—	—	—	—	—	—	—
	20	58.4	58.7	58.0	58.8	58.4	58.2	57.0	57.3	57.4	56.3	57.0	57.0
	21	57.5	58.1	58.8	59.3	59.0	58.0	57.0	57.2	57.1	55.9	57.2	57.2
	22	58.7	59.0	58.2	57.8	56.7	56.3	57.4	56.0	54.9	54.6	55.8	54.6
	23	59.6	58.8	60.0	59.1	59.1	58.8	57.9	57.7	57.4	57.6	55.8	57.8
	24	59.4	59.0	58.9	59.0	58.8	58.5	58.1	57.8	57.9	57.9	57.9	57.8
	25	59.9	59.4	60.5	59.7	59.1	58.4	57.6	56.4	56.3	56.8	56.6	57.6
	26	—	—	—	—	—	—	—	—	—	—	—	—
	27	58.4	58.6	59.3	58.8	58.5	58.8	58.2	57.6	57.9	57.4	56.8	56.5
	28	58.6	58.8	59.2	58.6	58.9	58.4	57.9	56.6	57.0	56.8	57.3	57.2
	29	58.2	59.3	59.0	58.5	58.6	58.6	58.0	58.4	57.8	57.6	57.0	56.9
	30	57.5	57.9	58.3	58.6	58.4	58.6	57.4	56.6	56.9	57.1	57.4	57.8
	31	59.2	60.2	59.0	59.2	59.1	59.2	58.0	58.8	57.4	58.3	58.2	58.2
Hourly Means	58.76	58.91	59.22	59.03	58.76	58.39	57.69	57.16	56.82	56.57	56.61	56.65	

WET THERMOMETER.

12	13	14	15	16	17	18	19	20	21	22	23	Daily and Monthly Means.
11	12	13	14	15	16	17	18	19	20	21	22	
55.3	54.4	54.6	54.3	53.8	53.0	53.0	54.6	53.6	55.1	55.5	55.8	55.06
54.5	55.2	54.5	55.3	54.4	54.9	54.6	54.4	54.1	54.5	55.1	54.8	55.25
55.0	53.8	53.1	52.5	52.5	53.5	53.5	53.5	54.3	54.5	55.8	55.0	54.87
54.6	54.2	53.8	52.9	52.1	51.8	53.1	52.3	52.2	52.7	55.0	55.2	54.23
53.9	52.5	52.0	52.2	50.3	51.8	52.6	52.5	53.2	54.5	55.9	57.4	54.35
—	—	—	—	—	—	—	—	—	—	—	—	55.55
54.9	55.2	55.1	54.2	54.2	54.0	54.0	54.6	53.9	55.0	55.3	56.3	55.94
55.4	55.5	55.4	55.0	55.6	55.3	55.3	55.0	55.4	56.0	56.7	57.0	54.95
54.0	53.8	53.9	53.9	53.6	53.4	54.6	53.8	53.3	54.4	54.3	55.8	54.65
52.4	52.8	54.2	53.3	54.3	53.2	53.1	53.9	54.1	55.3	55.1	56.0	54.20
54.3	52.2	53.8	51.8	53.2	53.1	52.1	52.4	53.0	53.0	54.5	55.8	55.19
54.2	53.2	55.2	53.5	53.8	53.1	53.6	53.9	55.4	55.8	56.3	57.3	55.92
—	—	—	—	—	—	—	—	—	—	—	—	54.81
56.2	56.1	55.2	55.1	54.1	53.8	54.6	54.1	54.4	54.5	54.8	55.7	54.67
54.8	54.8	54.3	54.1	53.9	53.4	53.5	53.3	53.5	53.8	55.2	56.1	54.83
53.9	53.8	54.2	53.4	52.9	53.6	52.6	53.9	54.3	54.9	56.0	55.4	54.76
53.6	54.6	54.5	53.9	54.2	53.8	53.7	54.0	54.5	54.8	55.6	55.4	55.50
54.0	54.2	53.3	53.3	53.3	54.0	53.7	53.6	54.5	54.1	55.8	56.0	56.29
55.0	54.2	54.2	54.2	54.5	54.3	54.3	54.7	55.4	55.4	56.7	56.8	54.89
—	—	—	—	—	—	—	—	—	—	—	—	54.39
56.0	56.3	56.2	56.3	55.7	55.9	53.6	53.4	53.2	52.6	54.0	55.8	54.39
54.3	54.3	55.0	52.4	54.2	53.7	53.1	52.5	53.2	53.3	55.0	54.7	55.56
54.3	53.6	53.6	54.6	52.6	53.4	53.7	54.2	54.4	55.1	55.9	56.7	55.72
55.0	54.6	54.4	54.5	54.4	54.4	54.3	54.6	54.6	55.6	55.3	57.1	53.92
55.5	55.5	55.2	55.0	54.8	54.9	54.7	54.7	55.4	54.1	54.3	54.5	54.72
52.2	53.7	52.2	52.0	52.2	52.5	53.2	53.5	52.1	52.7	54.5	56.3	54.38
—	—	—	—	—	—	—	—	—	—	—	—	54.85
54.6	55.0	54.3	52.7	52.6	53.4	53.4	54.5	54.1	54.6	55.5	56.1	54.98
54.6	53.7	52.9	52.5	52.8	52.8	52.9	53.1	52.8	53.6	54.0	54.5	54.85
55.2	54.9	54.3	53.6	53.5	53.4	54.1	53.4	53.6	54.4	54.6	55.6	54.98
54.53	54.31	54.21	53.71	53.59	53.63	53.65	53.78	53.94	54.39	55.26	55.89	54.98
53.8	53.7	53.6	53.5	53.0	52.9	53.8	53.1	53.7	54.6	54.9	54.7	54.57
54.6	54.1	53.9	54.1	53.1	53.5	53.8	53.4	54.2	54.4	55.9	56.9	54.89
54.6	54.2	54.6	54.1	54.0	54.3	54.8	54.2	54.3	55.0	55.6	56.4	55.37
—	—	—	—	—	—	—	—	—	—	—	—	55.97
55.2	55.3	54.6	54.8	54.2	54.4	54.7	54.7	55.6	57.3	59.5	61.2	58.07
56.0	56.1	56.1	56.2	56.8	56.8	56.9	57.2	57.8	58.6	59.3	60.0	58.65
58.7	58.8	58.1	58.4	57.9	57.7	57.6	57.5	58.3	59.2	58.8	59.2	57.91
56.6	57.2	57.5	56.7	57.2	56.0	56.7	55.7	56.8	57.5	57.9	58.5	57.36
56.5	55.6	56.4	55.8	56.1	55.6	55.8	55.8	56.5	57.3	58.4	59.2	58.21
56.2	57.4	57.6	57.4	56.8	56.5	56.2	57.0	57.4	57.6	57.9	58.0	58.40
—	—	—	—	—	—	—	—	—	—	—	—	58.92
56.9	57.3	57.4	57.0	57.7	57.3	57.0	58.1	58.1	58.6	59.6	60.9	58.52
58.2	58.9	58.5	58.4	58.4	58.2	58.3	57.9	57.9	58.2	58.5	59.1	58.00
57.6	57.6	57.7	57.7	57.2	57.3	57.6	57.4	58.3	58.2	59.3	59.4	55.82
56.6	57.4	55.9	55.5	56.0	55.5	56.2	55.7	56.9	57.1	57.9	58.8	56.47
53.9	54.2	54.1	54.5	54.2	55.4	54.7	56.3	54.3	55.2	56.2	57.2	56.93
56.4	55.1	56.4	55.5	54.6	55.3	54.6	55.0	56.2	55.4	56.9	57.4	57.02
—	—	—	—	—	—	—	—	—	—	—	—	57.13
55.6	56.0	55.8	55.6	55.6	56.0	55.6	55.6	55.7	57.1	56.8	58.1	56.37
56.6	54.3	56.1	56.0	55.7	55.6	55.2	55.9	56.7	57.2	58.2	58.4	57.63
57.4	56.4	54.7	56.0	57.2	56.8	55.7	55.6	57.0	56.6	57.4	58.0	57.51
55.8	55.6	54.5	54.2	56.6	56.5	54.4	56.2	57.1	56.7	57.8	57.6	57.45
56.9	57.2	57.1	56.7	55.7	55.2	56.0	56.4	57.1	57.7	58.3	59.2	57.40
57.7	57.0	57.0	56.8	56.8	57.2	56.8	56.8	57.3	58.0	58.4	59.4	57.23
—	—	—	—	—	—	—	—	—	—	—	—	57.07
57.3	56.4	57.3	56.9	55.9	55.5	56.7	55.5	55.8	56.7	58.3	58.1	57.44
57.1	57.0	56.0	56.0	56.7	55.5	56.5	56.4	56.0	57.4	58.2	58.1	58.08
56.8	55.6	56.7	56.8	56.5	56.1	53.3	56.1	55.4	56.8	57.2	58.9	57.20
56.4	56.2	56.6	56.3	55.1	55.2	54.4	55.5	54.8	56.0	57.7	57.6	57.07
57.4	57.1	56.8	57.3	56.9	56.6	58.8	56.3	56.6	57.6	58.6	59.1	57.44
58.2	57.3	57.7	57.6	56.4	57.1	56.6	56.6	57.2	57.8	58.7	58.0	58.08
56.48	56.26	56.25	56.14	56.01	55.93	55.84	56.00	56.41	57.03	57.86	58.42	57.20

WET THERMOMETER.													
Hours of Mean Göttingen Time.	0	1	2	3	4	5	6	7	8	9	10	11	
Hours of Mean St. Helena Time.	23	0	1	2	3	4	5	6	7	8	9	10	
NOVEMBER.	1	60.7	60.2	61.0	58.7	59.2	58.5	58.2	57.7	58.2	58.0	58.2	57.6
	2	—	—	—	—	—	—	—	—	—	—	—	—
	3	57.4	58.0	58.0	57.4	57.2	57.6	56.4	55.8	55.1	55.0	55.3	55.1
	4	57.9	58.9	58.6	58.0	58.0	58.2	57.7	56.1	56.1	55.7	57.0	56.8
	5	58.6	59.4	59.4	58.8	59.0	57.9	57.8	56.8	56.5	56.4	56.7	56.7
	6	59.0	59.4	59.8	59.7	59.8	58.6	58.6	58.1	57.9	57.5	57.3	57.4
	7	58.7	59.1	59.1	58.9	58.2	57.8	57.3	57.3	57.4	57.3	57.2	56.8
	8	58.4	58.7	59.3	59.2	58.7	58.9	57.8	57.6	57.8	58.0	56.9	57.1
	9	—	—	—	—	—	—	—	—	—	—	—	—
	10	58.1	58.8	59.6	58.6	57.8	58.3	58.1	56.9	57.2	57.2	56.2	56.1
	11	59.2	59.2	59.0	59.6	59.0	58.9	58.4	57.7	56.7	57.1	56.8	56.8
	12	58.9	59.9	61.1	61.3	59.7	59.5	58.3	57.6	57.1	57.5	57.0	56.4
	13	58.8	59.4	60.0	59.6	59.2	58.7	57.8	57.2	57.4	57.2	57.3	57.0
	14	59.1	59.9	60.2	59.9	59.1	59.2	58.0	58.0	57.7	57.6	57.6	57.4
	15	59.6	59.8	60.2	59.7	59.4	59.2	57.7	57.8	57.5	56.6	57.4	57.3
	16	—	—	—	—	—	—	—	—	—	—	—	—
	17	58.7	58.4	58.2	58.4	58.1	58.5	56.6	57.0	57.0	57.0	55.4	55.6
	18	56.3	57.0	58.7	58.4	56.4	57.8	56.7	54.6	54.0	53.0	54.9	53.8
	19	57.4	57.4	57.2	58.0	57.3	57.7	56.6	55.8	56.3	55.8	55.1	53.6
	20	57.3	58.6	59.2	57.7	58.1	58.0	57.8	56.2	55.9	55.1	55.5	56.0
	21	58.6	58.5	58.6	58.3	57.4	57.0	56.3	56.1	57.1	55.2	56.0	55.1
	22	55.8	56.4	58.6	58.4	57.4	57.4	57.4	56.4	56.1	56.0	56.1	55.4
	23	—	—	—	—	—	—	—	—	—	—	—	—
	24	57.4	59.8	59.0	60.0	59.0	58.2	57.9	57.2	57.1	56.2	56.4	56.7
	25	57.5	57.5	57.3	59.9	57.8	57.0	57.1	56.6	56.0	56.3	56.8	57.0
	26	58.8	59.1	59.0	58.9	57.8	58.0	56.5	57.2	56.6	56.1	55.8	57.1
	27	59.0	59.5	59.3	59.5	58.1	58.8	57.2	56.9	56.4	56.4	56.7	55.8
	28	58.7	58.2	57.3	58.4	56.2	57.8	56.5	56.6	56.3	55.8	54.9	55.4
	29	56.5	56.9	57.6	57.6	56.8	57.4	57.0	56.5	55.7	57.0	56.4	56.5
	30	—	—	—	—	—	—	—	—	—	—	—	—
	Hourly Means	58.26	58.72	59.01	58.92	58.19	58.20	57.43	56.87	56.68	56.44	56.44	56.26
DECEMBER.	1	59.0	58.7	59.0	58.6	59.3	58.9	57.8	57.5	56.9	56.4	57.0	57.0
	2	58.7	58.9	58.8	59.6	58.8	58.4	58.1	57.1	56.7	57.5	56.1	55.2
	3	57.3	57.6	58.2	58.2	58.2	57.8	56.0	55.9	55.4	54.6	54.5	54.5
	4	57.5	57.4	57.9	58.3	57.4	57.6	56.9	55.6	55.1	55.5	55.0	55.0
	5	56.8	57.8	57.6	56.8	55.4	56.0	55.0	54.6	53.4	53.4	55.6	54.3
	6	56.6	57.1	56.5	58.4	57.0	57.1	56.2	56.2	56.0	55.8	55.4	54.9
	7	—	—	—	—	—	—	—	—	—	—	—	—
	8	58.4	58.5	59.3	59.2	58.8	58.7	58.9	57.4	57.0	56.9	56.7	57.1
	9	59.4	59.8	60.6	59.7	59.5	58.8	58.3	57.8	57.5	57.8	57.8	57.1
	10	60.1	60.5	61.1	60.8	59.5	59.3	58.7	58.0	59.1	57.3	57.2	57.5
	11	60.0	60.4	60.7	60.5	60.4	60.0	59.6	59.3	59.3	59.0	59.1	59.1
	12	59.5	59.7	60.7	59.8	59.2	59.4	59.5	58.4	57.6	57.7	57.8	58.5
	13	59.4	59.6	59.6	59.6	60.4	59.8	59.4	58.4	58.8	58.6	58.5	58.3
	14	—	—	—	—	—	—	—	—	—	—	—	—
	15	60.2	60.0	60.3	60.6	59.6	58.4	58.5	58.6	57.0	58.2	57.1	57.1
	16	59.1	59.3	59.7	59.9	59.3	59.4	59.2	58.7	57.8	58.8	58.5	58.8
	17	60.3	61.1	61.6	61.8	61.0	60.7	60.6	60.8	59.5	59.9	59.9	59.3
	18	60.5	62.0	60.5	60.3	60.2	59.6	59.0	58.0	57.7	57.8	57.1	58.0
	19	58.7	59.8	60.3	59.8	59.3	59.2	58.5	57.4	57.6	57.1	57.0	56.8
	20	59.9	59.7	60.4	60.2	60.4	60.1	58.6	59.1	57.4	57.9	58.4	58.2
	21	—	—	—	—	—	—	—	—	—	—	—	—
	22	62.0	62.4	61.9	61.9	60.6	61.9	61.2	60.6	60.3	60.1	60.2	60.1
	23	60.9	62.1	60.8	60.0	60.9	60.6	59.7	59.4	58.9	59.3	59.0	59.4
	24	60.7	60.6	60.6	60.0	59.7	60.6	60.1	59.8	59.5	58.2	59.4	59.5
	25	— ^c	—	—	—	—	—	—	—	—	—	—	—
	26	61.1	61.0	60.4	61.0	60.6	61.8	60.7	60.3	60.0	60.4	60.2	60.1
	27	62.0	62.2	61.4	62.0	63.9	61.7	61.2	60.6	59.8	60.0	60.7	60.1
	28	—	—	—	—	—	—	—	—	—	—	—	—
	29	61.2	60.7	60.8	60.8	60.3	61.1	60.3	60.4	60.4	59.4	59.5	60.0
	30	60.0	59.3	59.9	60.0	60.5	61.2	60.1	59.6	60.1	60.0	60.2	60.0
	31	61.8	61.7	61.3	61.3	60.7	60.0	60.4	59.3	59.4	60.0	60.2	60.0
Hourly Means	59.66	59.92	60.00	59.97	59.65	59.54	58.94	58.42	58.01	57.98	58.00	57.92	

^c Four minutes and a half late.

WET THERMOMETER.

12	13	14	15	16	17	18	19	20	21	22	23	Daily and Monthly Means.
11	12	13	14	15	16	17	18	19	20	21	22	
56.1	56.3	56.1	56.0	56.0	56.0	55.9	56.3	56.3	56.7	57.3	58.0	57.63
54.9	54.3	55.2	54.0	53.8	54.3	55.6	54.0	54.6	55.0	56.1	58.2	55.76
56.1	56.3	56.2	55.9	56.1	56.1	56.0	56.3	56.0	56.6	58.5	57.6	56.95
57.4	57.1	56.8	56.4	57.1	56.8	57.0	56.7	56.6	57.2	58.3	58.6	57.50
56.8	57.1	57.0	56.8	56.5	56.2	56.4	56.7	56.8	57.2	57.8	58.1	57.77
56.9	57.3	57.0	56.4	57.0	56.8	56.2	55.9	56.9	56.8	57.6	58.2	57.42
57.2	56.4	55.5	55.6	55.8	56.4	55.7	56.1	56.2	57.9	56.8	58.3	57.35
56.2	57.4	56.0 ^a	56.1	56.0	57.3	56.3	57.6	56.6	57.1	58.0	58.2	57.32
57.0	57.0	56.6	56.5	56.6	56.0	56.1	56.7	56.4	56.7	58.2	58.6	57.53
56.2	56.5	56.4	56.3	56.0	56.1	55.9	56.0	56.7	57.1	57.7	58.3	57.65
57.0	57.4	57.3	56.7	57.0	57.3	56.3	56.9	57.4	57.6	58.6	58.8	57.83
56.9	56.9	57.5	57.2	57.0	56.8	57.2	57.2	57.2	58.2	58.4	59.2	58.06
56.6	56.9	55.9	56.1	56.2	56.4	56.7	54.9	57.5	56.1	57.9	56.8	57.51
56.1	54.7	53.2	55.0	53.1	53.3	53.2	53.0	54.3	55.1	56.4	56.1	55.93
53.3	54.2	53.3	52.6	53.1	54.9	53.6	54.8	55.4	54.3	55.2	56.6	55.12
54.3	54.5	56.2	55.5	54.7	53.8	54.5	54.6	55.1	56.0	57.7	57.9	55.96
56.4	55.3	56.0	56.0	56.0	56.4	54.3	55.0	56.7	57.1	56.5	59.1	56.67
54.8	54.8	53.3	53.4	55.0	53.8	53.6	54.7	55.3	55.0	56.5	56.8	55.88
56.1	56.6	56.4	55.4	55.6	55.0	56.0	55.5	57.4	58.0	58.5	57.7	56.65
56.7	56.2	56.5	56.1	55.9	55.5	55.8	55.7	56.5	56.4	57.1	57.4	57.11
56.4	56.1	56.4	56.8	56.1	56.0	56.0	56.3	56.6	57.0	57.9	58.4	56.95
55.6	56.2	55.4	55.6	56.0	56.4	56.5	55.4	55.4	55.8	58.3	58.6	56.92
56.1	55.9	56.0	56.0	55.4	56.2	55.4	54.5	56.2	56.8	56.5	58.2	56.95
54.9	54.7	55.4	54.5	53.9	55.9	56.0	55.0	54.1	54.4	55.2	56.4	55.94
55.9	54.2	54.2	54.7	55.2	54.5	53.2	55.4	55.3	56.0	56.7	57.1	56.01
56.08	56.01	55.83	55.66	55.64	55.77	55.58	55.65	56.14	56.48	57.35	57.89	56.89
57.4	57.2	57.2	57.3	57.3	57.4	57.1	55.7	57.6	57.6	57.4	58.1	57.64
56.2	55.8	56.3	55.6	55.2	55.1	55.1	55.7	55.5	56.5	56.9	56.8	56.86
54.8	54.8	54.5	55.2	54.6	54.2	54.9	54.4	55.0	55.0	55.8	56.3	55.74
54.4	54.6	54.7	53.5	54.3	54.1	53.9	53.6	55.2	54.6	55.0	56.1	55.55
53.4	53.6	53.0	52.7	52.9	53.6	52.4	54.0	53.0	53.8	54.4	54.5	54.50
56.8	55.9	55.8	55.7	56.1	55.7	56.3	56.4	56.3	56.9	56.8	57.7	56.40
57.0	57.2	57.3	58.1	57.4	57.2	56.4	56.8	57.2	57.6	58.2	59.2	57.77
57.1	56.8	56.8	57.0	57.2	56.5	56.4	56.9	56.8	57.9	58.4	59.7	57.98
57.3	57.4	57.5	57.7	57.6	57.5	57.2	57.7	57.6	58.3	58.7	59.1	58.45
58.4	57.9	57.6	56.9	57.0	56.6	56.6 ^b	57.2	57.4	57.5	58.6	58.9	58.76
58.2	58.1	57.9	57.8	58.4	58.9	57.0	56.5	58.0	57.6	58.9	59.5	58.52
58.5	56.6	57.8	57.2	57.8	56.4	57.4	57.0	56.6	57.9	58.1	58.8	58.35
57.0	56.3	56.7	57.4	56.5	56.4	56.1	56.2	56.9	57.2	57.8	58.6	57.86
58.2	58.1	58.6	58.8	59.1	57.8	58.3	57.8	58.1	58.7	59.2	60.4	58.82
59.3	59.1	59.0	59.0	59.4	58.6	58.2	58.3	57.7	58.9	59.2	59.6	59.70
57.6	57.0	57.2	57.3	56.7	56.7	56.6	57.0	56.6	57.3	58.1	58.6	58.22
57.0	57.0	56.9	57.6	57.0	58.3	56.7	56.4	56.6	57.2	58.2	58.8	57.88
60.0	60.3	60.2	60.1	59.9	59.8	60.0	60.2	60.5	60.6	61.2	61.8	59.79
59.7	59.8	59.3	59.0	58.6	58.6	58.8	58.9	59.6	60.1	60.9	61.0	60.31
59.4	59.2	58.6	59.1	59.0	57.8	58.2	58.4	59.3	59.8	59.9	60.5	59.59
58.8	59.4	58.9	58.9	58.9	59.1	57.8	58.4	58.6	59.5	60.4	59.7	59.46
59.6	59.8	59.8	59.5	58.8	59.4	59.4	58.8	59.4	59.4	60.6	61.1	60.13
59.6	59.3	59.2	59.4	59.6	58.8	59.0	58.9	56.9	59.1	59.3	60.7	60.22
59.6	59.3	58.7	58.8	59.2	59.0	58.6	58.0	58.8	58.3	59.6	59.3	59.67
59.3	59.2	60.0	59.9	60.3	60.3	60.6	60.6	60.8	57.9	58.0	60.9	59.95
60.6	58.8	59.3	59.8	59.4	56.7	58.9	58.9	58.8	60.4	60.0	60.8	59.94
57.89	57.63	57.65	57.67	57.62	57.33	57.25	57.26	57.49	57.91	58.45	59.10	58.39

^a Ten minutes late ; not included in the Means.

^c Christmas Day.

WET THERMOMETER.													
Hours of Mean Göttingen Time.	0	1	2	3	4	5	6	7	8	9	10	11	
Hours of Mean St. Helena Time.	23	0	1	2	3	4	5	6	7	8	9	10	
JANUARY.	1	60.5	61.1	61.5	61.2	60.3	60.5	59.2	59.6	59.8	60.1	59.6	59.0
	2	59.9	59.0	60.6	60.6	60.8	61.2	60.8	59.1	58.9	59.0	58.4	58.8
	3	60.4	61.4	61.5	61.8	62.1	60.8	59.6	59.2	59.6	59.6	60.4	59.1
	4	—	—	—	—	—	—	—	—	—	—	—	—
	5	61.1	61.6	61.4	61.7	61.9	60.4	61.3	61.2	59.9	60.0	60.4	60.2
	6	61.5	61.6	60.9	61.3	61.0	61.2	59.6	59.0	60.0	57.4	58.8	58.0
	7	62.5	62.8	62.5	62.9	62.1	61.9	61.8	61.3	61.0	60.5	60.9	60.0
	8	62.8	63.0	63.6	62.9	62.4	61.9	61.1	60.6	60.7	61.1	61.6	61.2
	9	61.8	60.9	62.4	62.9	62.6	61.8	61.8	60.4	60.3	60.2	60.0	60.0
	10	60.0	62.6	62.6	63.0	62.9	62.3	63.1	61.5	61.4	61.8	61.3	61.2
	11	—	—	—	—	—	—	—	—	—	—	—	—
	12	61.0	61.0	60.7	60.7	61.6	61.3	60.8	59.8	57.6	58.7	59.4	57.2
	13	60.3	60.6	62.3	61.2	62.4	62.1	61.4	61.9	61.6	61.2	61.8	61.6
	14	59.9	61.2	62.8	62.4	61.7	61.9	60.8	60.4	58.6	58.5	58.1	58.6
	15	60.3	60.4	61.0	61.1	60.1	60.8	61.0	60.0	57.6	60.0	59.0	58.1
	16	60.7	60.1	61.0	60.7	62.1	62.2	60.3	61.8	61.4	61.2	61.4	61.2
	17	62.6	63.9	63.9	62.6	64.0	63.4	63.2	62.7	62.3	63.0	62.6	63.0
	18	—	—	—	—	—	—	—	—	—	—	—	—
	19	64.6	63.7	64.0	63.6	64.1	64.3	63.2	62.2	62.7	63.2	63.1	63.4
	20	64.9	65.0	66.0	66.3	65.5	65.3	64.8	64.4	64.3	64.2	63.8	63.4
	21	64.5	64.8	66.2	64.7	64.8	64.6	64.2	64.2	64.1	64.1	63.7	63.6
	22	64.3	64.8	64.3	64.4	64.0	63.6	63.2	62.6	62.7	62.9	62.9	62.8
	23	64.7	64.5	64.1	64.6	63.9	64.3	63.3	62.5	62.2	62.8	61.7	62.9
	24	65.3	65.2	65.1	63.6	65.2	65.4	63.9	63.4	63.6	63.3	63.3	63.3
	25	—	—	—	—	—	—	—	—	—	—	—	—
	26	66.5	65.8	65.6	65.6	66.4	65.7	65.3	64.6	64.6	64.1	64.3	64.3
	27	66.3	66.1	66.5	66.7	66.1	66.2	66.4	65.4	64.6	64.2	64.2	64.4
	28	64.6	65.5	66.3	66.4	65.6	65.8	65.5	64.7	64.2	64.7	64.3	64.6
	29	64.8	64.8	64.6	65.1	64.1	64.1	64.3	63.7	61.7	62.2	62.6	60.8
	30	63.2	62.5	63.1	62.7	63.7	62.6	62.0	62.6	62.5	61.7	61.6	61.1
	31	61.4	61.9	61.8	62.4	63.0	62.7	63.0	62.5	61.8	62.1	61.8	61.6
Feb. 1	—	—	—	—	—	—	—	—	—	—	—	—	
Hourly Means	62.61	62.81	63.20	63.08	63.13	62.90	62.40	61.90	61.47	61.55	61.52	61.24	
FEBRUARY.	2	63.9	64.5	63.6	63.2	62.4	63.2	63.4	63.4	63.0	63.2	62.9	62.9
	3	65.5	65.0	65.6	65.8	66.3	66.4	66.0	66.1	65.9	66.3	66.2	66.3
	4	69.2	69.2	68.7	69.1	68.6	67.8	67.2	66.6	66.7	65.9	65.6	66.3
	5	65.7	65.6	65.0	64.6	65.9	65.5	64.8	64.7	64.2	64.0	64.2	63.9
	6	64.6	64.7	65.3	66.2	65.8	65.2	65.1	63.7	64.2	64.1	64.4	64.5
	7	66.6	66.3	66.0	66.2	66.3	66.4	65.7	65.7	65.2	65.3	65.5	65.2
	8	—	—	—	—	—	—	—	—	—	—	—	—
	9	66.4	67.3	67.7	67.1	66.7	66.3	66.0	65.6	65.5	65.4	65.0	64.7
	10	64.9	66.2	66.0	65.5	65.2	64.6	64.4	63.5	63.4	62.9	63.2	62.9
	11	65.4	65.9	65.7	65.8	65.5	65.1	63.9	64.2	63.3	62.5	63.1	63.7
	12	66.5	66.6	66.4	67.0	67.2	65.9	65.5	65.6	64.9	65.2	65.1	63.1
	13	66.0	65.5	65.8	66.6	66.5	65.5	65.4	65.4	65.0	64.6	64.3	64.7
	14	65.3	65.2	66.3	66.4	65.5	65.1	64.5	63.6	64.0	63.6	63.7	64.4
	15	—	—	—	—	—	—	—	—	—	—	—	—
	16	63.4	64.9	63.7	65.2	64.8	65.5	64.6	64.0	64.6	64.8	64.8	64.3
	17	67.6	68.4	68.7	68.6	67.7	67.3	66.8	66.2	66.4	66.4	65.9	66.0
	18	67.5	66.5	67.0	66.7	66.6	66.3	66.0	65.9	65.6	65.7	65.2	65.3
	19	68.0	68.1	66.7	67.1	68.2	67.8	66.4	66.4	65.7	65.9	65.4	65.5
	20	67.6	67.5	67.6	68.1	68.2	67.9	67.0	66.3	65.8	65.6	65.0	64.5
	21	69.6	68.5	68.2	68.3	68.1	68.4	67.8	65.9	65.4	65.4	64.5	65.3
	22	—	—	—	—	—	—	—	—	—	—	—	—
	23	64.7	65.1	65.7	64.6	65.1	65.8	65.1	65.0	65.4	64.8	64.4	64.4
	24	66.7	68.5	68.0	68.0	67.4	67.7	66.7	66.4	66.4	66.5	66.5	66.1
	25	68.6	68.8	69.8	69.2	68.8	68.4	67.7	67.1	66.9	67.1	66.6	67.1
	26	68.6	68.0	68.2	68.0	68.0	67.8	67.8	67.0	67.1	66.4	65.8	65.8
	27	69.6	69.0	68.0	68.9	67.6	67.6	68.2	67.1	67.3	66.8	66.4	66.6
	28	67.4	67.5	66.5	66.4	67.0	66.1	65.5	64.0	64.0	64.1	63.9	63.7
	March 1	—	—	—	—	—	—	—	—	—	—	—	—
Hourly Means	66.64	66.78	66.70	66.78	66.64	66.40	65.90	65.39	65.25	65.10	64.90	64.88	

WET THERMOMETER.

12	13	14	15	16	17	18	19	20	21	22	23	Daily and Monthly Means.
11	12	13	14	15	16	17	18	19	20	21	22	
59.1	58.8	59.5	58.0	59.4	55.8	57.9	58.5	59.1	60.1	60.6	60.8	59.58
57.7	56.7	58.1	59.6	59.6	59.0	56.2	54.5	59.8	60.3	60.5	60.2	59.14
60.2	60.2	59.2	57.7	58.0	55.7	55.8	57.4	56.6	58.4	59.4	59.3	59.31
60.4	59.8	59.4	59.7	59.4	58.8	58.7	59.2	59.5	59.8	60.4	61.1	60.30
58.0	57.8	58.8	58.4	58.6	58.1	57.8	57.8	58.2	59.7	59.5	60.8	59.32
61.1	61.3	61.1	60.6	60.3	60.7	60.7	60.7	60.8	58.8	61.2	62.6	61.25
60.9	59.7	60.4	60.0	59.8	59.8	59.9	58.6	60.3	61.0	60.6	62.6	61.10
59.6	60.5	58.5	58.5	60.6	58.6	60.2	60.3	59.8	61.2	61.4	63.4	60.74
57.5	59.2	59.9	57.6	57.0	58.6	57.9	57.4	59.4	59.8	58.1	58.6	60.20
57.7	58.4	56.7	59.4	58.0	58.8	57.1	56.8	56.0	58.6	59.5	60.0	59.03
61.0	60.9	59.6	59.6	57.4	60.3	60.7	57.4	61.6	60.8	60.1	60.5	60.76
58.6	58.4	58.5	57.3	57.6	57.1	58.2	58.6	57.4	58.1	58.3	59.4	59.27
59.4	60.3	58.8	58.2	58.2	57.9	57.5	58.2	58.2	58.6	60.0	60.4	59.38
60.5	60.8	60.8	60.7	61.0	60.9	60.6	61.2	60.0	61.8	62.0	62.1	61.10
63.6	63.2	62.2	62.7	62.7	63.3	62.3	62.2	63.6	64.0	62.8	63.6	63.06
62.8	63.1	62.4	63.2	63.0	63.0	62.8	62.8	63.2	64.0	63.5	63.8	63.32
63.3	63.1	63.8	61.5	63.6	62.6	62.1	61.4	63.8	62.4	62.4	63.9	63.82
63.4	63.4	62.3	62.6	61.6	61.8	62.0	62.1	62.7	62.2	63.6	64.2	63.56
62.2	61.6	61.8	61.9	62.0	62.2	61.1	61.7	62.4	63.4	63.7	64.4	62.95
62.3	63.3	62.3	62.2	62.8	61.4	63.2	63.8	63.1	64.4	64.3	63.5	63.25
63.5	63.9	63.6	63.6	63.8	63.8	62.8	63.3	63.9	63.9	64.9	65.9	64.06
63.7	64.3	64.2	64.0	64.2	63.9	63.8	63.6	64.1	64.1	65.2	65.5	64.72
64.2	64.5	63.6	62.5	62.0	62.0	62.6	62.0	63.0	63.7	64.3	64.7	64.42
64.3	63.8	63.3	63.0	63.3	63.6	63.1	63.6	63.6	64.2	64.6	65.2	64.49
61.1	60.7	60.7	60.2	59.8	60.2	60.1	61.0	60.7	61.5	62.3	62.7	62.24
61.3	61.7	60.2	60.0	59.2	58.8	58.8	59.2	58.8	59.4	60.3	60.8	61.16
62.3	62.8	62.1	62.4	62.3	62.0	61.8	61.9	62.5	63.2	63.5	64.3	62.38
61.10	61.19	60.81	60.56	60.56	60.32	60.21	60.19	60.82	61.39	61.74	62.38	61.63
62.9	63.3	63.5	63.4	63.4	63.5	63.6	63.9	63.5	63.2	64.0	64.5	63.43
66.9	66.8	66.6	66.5	66.5	66.7	66.3	66.5	66.5	67.1	67.8	68.6	66.42
65.9	65.5	65.5	63.4	64.9	62.8	62.6	63.3	63.0	63.1	64.5	64.6	65.83
63.7	63.8	63.2	63.4	63.1	62.9	63.0	62.4	63.2	63.5	64.9	64.6	64.16
64.1	64.0	63.9	63.7	63.7	63.9	64.0	64.0	64.0	64.9	65.2	66.5	64.57
65.2	65.6	64.9	65.1	65.2	65.1	65.1	64.8	64.7	65.6	66.4	66.7	65.62
65.2	64.9	63.8	63.4	64.0	64.2	63.6	64.1	64.1	64.3	64.4	65.4	65.21
63.6	63.1	62.8	63.0	63.2	63.2	62.5	62.4	63.0	64.1	63.8	64.2	63.82
63.5	62.2	64.2	62.5	64.5	62.9	63.4	64.4	65.0	64.8	65.9	66.8	64.34
64.9	63.9	64.1	63.3	63.9	63.8	64.4	62.4	62.4	63.5	64.4	65.0	64.79
65.1	64.3	64.4	63.8	63.7	62.2	63.4	62.8	63.8	63.6	64.5	64.6	64.65
63.4	62.4	61.3	61.4	60.9	60.7	61.0	60.2	60.0	60.1	63.3	63.1	63.14
65.3	64.8	65.2	64.7	65.4	65.1	65.5	65.4	65.8	65.8	66.4	66.2	65.01
66.0	66.0	65.3	65.2	65.2	65.4	64.7	65.1	65.6	66.1	66.4	67.2	66.42
65.1	64.9	64.8	64.8	64.4	65.0	64.1	64.9	64.1	65.3	67.5	67.5	65.70
65.5	65.1	65.0	64.5	64.2	63.5	63.2	64.1	65.1	65.8	65.9	67.5	65.86
64.2	63.6	61.8	62.4	60.3	61.2	60.3	61.6	61.7	64.2	65.4	67.6	64.81
63.6	63.4	64.0	63.5	63.4	63.4	63.6	63.5	63.7	64.1	64.5	65.5	65.57
64.3	64.9	64.6	63.4	63.8	64.1	64.5	64.6	65.1	65.8	66.8	67.4	64.97
65.8	66.0	66.4	65.6	65.5	65.4	66.1	66.0	66.9	66.9	67.2	67.9	66.69
67.0	66.8	65.9	66.2	66.1	66.2	66.3	66.6	67.2	67.4	68.0	68.9	67.45
65.7	66.6	65.5	65.0	65.0	66.0	65.9	66.1	66.2	67.6	67.3	68.4	66.82
66.5	66.7	66.0	66.2	65.6	66.0	65.9	65.8	66.0	65.5	66.8	66.6	66.95
64.3	63.6	63.4	63.4	63.0	62.6	63.2	64.0	64.2	65.6	66.2	66.4	64.83
64.90	64.68	64.44	64.10	64.13	63.99	63.10	64.12	64.37	64.91	65.73	66.32	65.29

WET THERMOMETER.													
Hours of Mean Göttingen Time.	0	1	2	3	4	5	6	7	8	9	10	11	
Hours of Mean St. Helena Time.	23	0	1	2	3	4	5	6	7	8	9	10	
MARCH.	2	64.7	67.5	67.7	68.4	67.8	66.7	67.0	65.8	65.3	64.7	65.0	65.3
	3	66.5	66.8	66.7	68.2	67.6	67.8	66.3	66.9	65.4	65.5	66.4	66.3
	4	68.0	68.9	68.6	67.7	67.4	67.4	66.4	67.4	65.0	65.9	66.6	66.2
	5	67.5	67.1	66.8	67.6	67.0	65.9	65.2	65.3	65.0	65.0	65.4	65.4
	6	66.8	67.7	66.8	66.8	66.6	66.2	66.3	65.5	64.7	64.7	63.6	65.1
	7	66.6	66.4	66.8	65.6	66.2	65.5	63.0	63.1	63.0	63.6	64.4	63.4
	8	—	—	—	—	—	—	—	—	—	—	—	—
	9	66.8	66.1	65.6	66.4	66.7	65.4	65.9	64.8	64.4	63.9	63.8	64.6
	10	64.4	66.2	65.4	65.6	65.3	64.4	63.5	62.4	64.6	63.4	63.2	63.4
	11	66.4	64.4	65.2	66.6	67.0	66.1	65.1	64.9	66.0	65.9	64.6	66.3
	12	66.7	69.3	66.8	66.8	67.4	66.2	66.1	66.4	64.4	63.8	65.9	65.3
	13	65.7	67.7	67.4	68.3	68.2	68.1	67.4	67.1	67.2	66.4	66.6	67.0
	14	68.9	70.7	70.5	70.0	69.0	68.5	67.6	67.7	67.7	67.3	67.7	67.6
	15	—	—	—	—	—	—	—	—	—	—	—	—
	16	70.5	71.3	70.7	70.1	70.9	69.6	69.0	68.9	68.2	68.4	68.1	68.3
	17	68.5	68.7	68.8	68.8	68.4	68.6	68.2	67.0	67.3	67.2	67.1	66.9
	18	69.6	70.0	69.6	70.1	68.8	69.2	68.5	68.0	67.4	67.2	67.4	67.2
	19	68.8	68.6	68.9	69.3	69.4	68.4	67.3	67.7	67.0	66.8	67.0	66.0
	20	68.0	67.8	67.5	66.9	67.1	66.9	65.9	65.6	65.5	65.1	64.0	63.9
	21	67.0	68.7	68.0	68.4	67.0	67.6	66.5	66.2	64.9	65.8	65.1	65.2
	22	—	—	—	—	—	—	—	—	—	—	—	—
	23	66.9	67.3	67.1	66.0	66.4	66.4	66.2	64.7	65.2	65.4	65.5	65.5
	24	64.6	65.8	64.8	65.5	65.8	65.4	65.6	64.8	64.3	64.7	64.7	64.0
	25	65.3	65.3	65.8	65.2	64.5	64.7	64.4	63.8	62.2	61.9	62.4	63.1
	26	65.7	64.4	64.7	64.3	64.8	62.8	63.1	63.4	63.5	64.6	64.1	63.9
	27	66.6	66.0	66.9	66.5	66.2	65.5	64.5	63.8	63.8	63.7	64.5	64.6
	28	66.2	64.4	66.4	65.3	65.2	65.8	64.8	63.3	62.7	62.3	63.5	62.7
	29	—	—	—	—	—	—	—	—	—	—	—	—
	30	64.7	65.1	65.8	65.6	65.0	63.8	63.4	62.9	63.2	63.0	61.6	62.2
	31	65.2	65.2	67.2	65.4	67.5	66.9	65.4	62.8	62.2	62.2	61.8	63.4
	Hourly Means	66.79	67.21	67.17	67.13	67.05	66.53	65.87	65.39	65.00	64.94	65.00	65.11
APRIL.	1	64.0	64.8	63.8	66.7	65.4	65.0	65.5	63.6	63.9	63.4	63.4	64.1
	2	66.1	65.7	65.6	65.5	65.8	66.7	65.5	65.4	64.7	64.7	64.6	63.5
	3	66.5	65.5	64.6	64.9	66.8	65.9	65.4	64.7	64.4	64.4	64.6	63.8
	4	64.1	63.3	65.4	63.6	64.2	64.5	63.8	63.1	63.3	62.9	63.3	62.4
	5	—	—	—	—	—	—	—	—	—	—	—	—
	6	63.7	66.1	65.2	65.0	65.2	64.5	65.2	64.5	63.8	65.4	64.1	63.9
	7	66.4	65.7	67.2	67.6	66.6	65.5	66.5	65.4	64.9	64.6	64.8	64.6
	8	67.9	67.6	67.8	66.5	66.2	66.3	66.1	65.5	65.1	65.2	66.0	65.8
	9	66.3	67.4	67.5	67.0	66.8	67.0	66.2	65.5	64.8	65.1	65.1	64.8
	10	—	—	—	—	—	—	—	—	—	—	—	—
	11	64.4	64.1	63.8	64.5	64.3	63.9	61.2	62.6	62.6	62.7	63.2	64.1
	12	—	—	—	—	—	—	—	—	—	—	—	—
	13	67.9	66.6	68.0	67.4	67.6	67.8	66.9	66.6	66.8	66.4	66.0	66.4
	14	66.4	66.7	66.7	67.0	66.8	66.2	65.8	64.7	65.7	64.9	65.6	65.2
	15	68.1	67.8	68.8	68.4	68.1	67.2	67.1	66.3	66.0	66.0	66.0	66.2
	16	68.4	68.5	67.9	68.0	67.4	67.3	66.0	66.0	65.4	65.7	65.5	65.6
	17	67.4	67.2	66.8	67.0	66.2	66.8	66.2	66.2	65.9	66.3	66.0	65.6
	18	67.5	67.1	67.1	66.2	66.4	66.0	65.7	64.8	64.8	65.5	65.4	65.2
	19	—	—	—	—	—	—	—	—	—	—	—	—
	20	65.5	66.0	64.8	66.3	65.4	64.8	64.6	63.6	63.4	63.8	63.6	63.6
	21	66.4	65.6	65.8	65.8	65.6	65.5	65.0	65.2	65.2	65.4	64.6	63.6
	22	65.4	65.5	65.4	64.5	64.2	64.5	63.7	63.3	63.4	63.8	64.5	65.1
	23	64.8	66.4	65.2	66.3	65.2	65.1	63.6	64.0	64.4	64.9	65.4	64.2
	24	64.9	64.8	64.4	64.6	64.9	64.4	63.7	63.4	62.8	62.6	63.1	62.8
	25	65.8	65.8	65.5	65.1	64.4	64.2	63.9	63.2	63.8	62.8	61.4	60.6
	26	—	—	—	—	—	—	—	—	—	—	—	—
	27	63.3	63.3	63.7	63.8	62.9	63.2	61.5	61.8	63.0	62.4	60.8	62.1
	28	64.0	63.8	63.2	63.7	64.2	64.4	63.5	64.0	63.7	63.1	62.4	63.7
	29	63.4	63.9	64.3	65.4	64.6	63.7	63.7	63.6	63.5	64.2	63.9	63.7
	30	64.4	64.5	64.0	64.2	62.9	63.0	63.0	63.2	63.6	64.4	62.8	60.6
Hourly Means	65.72	65.75	65.70	65.80	65.52	65.34	64.77	64.41	64.36	64.42	64.24	63.98	

* Good Friday.

WET THERMOMETER.

12	13	14	15	16	17	18	19	20	21	22	23	Daily and Monthly Means.
11	12	13	14	15	16	17	18	19	20	21	22	
65.0	64.6	64.5	64.3	64.5	64.3	63.9	64.0	64.8	66.0	66.2	66.2	65.59
66.2	66.0	66.2	66.0	66.0	66.4	66.4	66.0	66.5	66.9	65.9	66.9	66.49
66.7	66.0	65.2	65.6	65.4	64.0	63.4	63.4	63.5	65.4	65.5	67.4	66.12
64.9	65.1	65.0	65.0	65.2	64.8	64.6	64.3	63.3	65.7	65.5	65.6	65.51
64.7	63.7	65.2	65.0	64.0	61.6	60.0	61.6	62.0	64.2	64.1	65.4	64.68
—	—	—	—	—	—	—	—	—	—	—	—	—
63.5	63.6	63.8	64.0	63.6	63.5	63.7	62.6	61.4	64.5	65.6	65.6	64.42
63.8	64.1	64.1	64.4	63.8	62.8	63.0	63.8	63.9	64.8	65.5	62.2	64.61
64.4	64.1	64.7	64.8	63.5	61.2	62.2	63.4	61.5	66.1	64.9	64.2	64.03
66.3	65.8	65.3	65.3	65.1	64.6	65.0	64.6	65.2	65.5	65.6	66.7	65.56
64.8	65.9	66.1	65.6	66.0	65.0	65.8	64.8	65.5	65.8	66.6	66.8	65.99
67.1	66.7	66.9	66.9	66.7	66.6	66.8	66.7	66.7	67.6	67.6	69.0	67.18
—	—	—	—	—	—	—	—	—	—	—	—	—
68.5	68.1	68.2	68.0	68.0	68.2	68.1	68.0	68.3	68.4	69.2	69.9	68.50
68.4	68.3	67.8	67.5	66.9	66.1	66.8	66.4	67.2	67.6	67.8	68.5	68.47
67.0	67.0	67.0	57.0	67.0	67.1	67.0	66.8	67.2	67.6	68.3	69.3	67.66
66.2	66.6	67.4	67.3	66.6	66.2	66.4	65.6	66.5	65.6	66.1	67.7	67.55
66.2	66.6	64.2	66.6	65.5	65.0	65.0	65.7	65.6	66.5	67.0	67.0	66.92
62.7	63.8	61.6	62.9	61.4	60.7	61.1	60.7	63.0	63.5	64.7	65.1	64.39
—	—	—	—	—	—	—	—	—	—	—	—	—
66.3	66.1	65.2	65.8	63.7	62.8	62.6	64.6	65.3	64.4	65.6	65.6	65.77
65.9	65.9	66.4	65.6	66.1	65.7	66.0	65.5	64.6	63.3	54.0	64.6	65.67
63.8	63.8	62.9	63.2	62.7	61.8	61.6	62.4	62.4	64.5	65.1	66.3	64.19
63.2	62.8	62.7	62.1	62.7	62.8	62.4	62.6	62.8	63.6	64.5	63.6	63.52
64.1	63.7	64.7	64.5	64.1	63.8	63.8	62.8	62.8	62.6	63.7	65.8	63.98
64.6	63.6	64.1	64.4	63.9	64.1	63.3	63.9	63.9	64.0	65.3	64.9	64.69
—	—	—	—	—	—	—	—	—	—	—	—	—
63.1	62.8	63.2	62.8	62.2	62.8	61.6	63.0	62.7	63.1	65.8	66.2	63.83
61.7	62.2	61.6	61.9	62.0	62.0	62.3	62.9	60.2	62.9	64.7	64.6	63.14
62.4	62.8	61.8	63.3	63.5	62.9	64.1	64.2	64.2	62.6	63.9	64.0	63.95
65.06	64.99	64.84	64.99	64.62	64.11	64.11	64.24	64.38	65.10	65.72	66.12	65.48
—	—	—	—	—	—	—	—	—	—	—	—	—
63.3	64.1	63.8	64.1	63.4	63.7	64.3	64.0	63.4	64.7	65.0	65.7	64.30
64.0	63.6	64.1	64.0	63.6	64.1	63.6	63.1	64.4	64.8	65.5	63.3	64.66
64.4	64.2	64.2	63.9	64.2	63.8	63.4	64.4	64.2	64.7	62.8	62.3	64.50
—	—	—	—	—	—	—	—	—	—	—	—	—
64.0	63.6	63.7	64.1	63.8	63.2	63.7	63.4	63.4	64.4	65.0	65.6	63.82
63.8	63.6	62.9	62.6	63.1	62.4	62.2	62.2	62.9	63.7	64.6	65.6	64.01
64.6	65.4	65.6	65.0	65.0	65.6	65.6	65.4	66.2	66.6	66.7	66.8	65.76
65.4	65.4	65.4	65.1	65.3	65.3	65.5	66.1	65.6	65.9	66.6	67.1	66.03
65.3	64.2	64.3	64.6	63.3	62.9	63.5	63.1	62.6	64.0	64.8	64.7	65.03
—	—	—	—	—	—	—	—	—	—	—	—	—
—	—	—	—	—	—	—	—	—	—	—	—	—
66.6	65.8	66.3	66.3	65.4	66.4	66.6	66.5	65.8	65.9	65.6	66.6	64.80
66.2	65.6	66.2	65.4	65.1	66.0	65.6	65.5	66.0	65.5	66.6	66.0	66.42
65.6	65.5	65.0	65.0	65.2	64.6	65.2	64.8	64.9	65.8	66.3	67.7	65.72
66.1	66.2	66.4	66.2	66.2	66.3	66.2	65.8	66.4	66.8	67.8	68.0	66.85
65.6	65.4	65.7	65.3	65.4	65.2	65.0	65.4	65.3	65.6	65.6	66.8	66.17
65.5	65.8	65.6	65.7	55.5	65.0	64.8	64.4	64.9	65.4	65.9	66.3	65.93
—	—	—	—	—	—	—	—	—	—	—	—	—
61.9	62.0	61.7	62.2	62.6	61.8	61.8	61.2	61.1	61.6	63.5	65.1	64.09
63.8	63.7	63.3	63.3	63.2	63.8	63.9	63.2	63.7	65.1	65.7	66.1	64.34
64.0	64.6	64.8	64.6	63.7	63.5	63.4	63.7	64.3	64.3	65.4	66.2	64.84
65.2	64.3	63.4	63.4	63.6	62.8	62.6	62.2	64.1	64.4	65.7	66.2	64.22
64.1	63.8	62.9	64.1	63.6	63.0	62.6	62.4	63.8	64.8	63.4	64.1	64.25
62.1	62.5	62.5	62.5	62.3	62.8	63.2	63.8	63.5	63.3	64.8	65.5	63.55
—	—	—	—	—	—	—	—	—	—	—	—	—
62.9	62.6	61.9	61.6	62.9	62.6	63.0	62.2	61.6	62.4	62.5	62.2	63.12
61.3	62.2	61.8	61.6	61.9	61.5	60.4	60.8	62.6	61.4	62.0	62.7	62.17
62.6	61.5	62.5	62.3	62.2	61.7	60.9	60.7	61.8	61.8	62.3	63.7	62.75
62.3	61.9	62.2	62.2	62.2	62.0	62.4	61.6	62.9	63.2	63.7	64.4	63.29
62.2	61.9	63.3	62.9	60.9	62.8	62.6	60.8	61.2	61.3	63.3	64.6	62.85
64.11	63.98	63.98	63.92	63.74	63.71	63.68	63.47	63.86	64.30	64.84	65.33	64.54

WET THERMOMETER.													
Hours of Mean Göttingen Time.	0	1	2	3	4	5	6	7	8	9	10	11	
Hours of Mean St. Helena Time.	23	0	1	2	3	4	5	6	7	8	9	10	
MAY.	1	63°8	64°6	64°0	64°4	64°2	64°0	64°0	63°6	63°3	62°9	61°6	61°6
	2	63°3	63°2	63°2	64°0	64°3	63°7	63°4	63°6	63°5	61°8	63°4	63°1
	3	—	—	—	—	—	—	—	—	—	—	—	—
	4	64°8	63°6	64°6	64°2	64°6	64°2	64°3	63°6	63°4	63°8	64°1	63°4
	5	64°7	63°5	64°6	64°3	64°8	63°8	64°0	63°2	63°0	63°6	63°4	62°9
	6	64°5	63°8	64°7	64°9	64°5	63°4	62°8	62°8	62°4	61°9	61°2	61°5
	7	65°0	65°7	65°4	65°5	64°3	64°4	64°2	64°3	64°4	63°6	63°8	63°8
	8	65°5	65°5	65°7	65°0	64°8	63°9	63°3	62°0	62°8	62°7	63°5	62°7
	9	62°1	53°0	62°0	61°0	60°5	61°0	60°4	62°3	60°7	61°2	61°4	61°6
	10	—	—	—	—	—	—	—	—	—	—	—	—
	11	63°8	62°4	62°9	62°0	62°4	61°1	61°2	61°4	61°3	61°4	62°2	62°0
	12	63°7	63°9	63°9	64°0	64°4	64°2	63°8	63°3	63°6	63°6	63°2	63°8
	13	64°4	64°2	64°9	65°4	64°0	63°1	63°3	62°4	62°4	62°2	62°8	63°1
	14	62°5	63°2	63°6	63°4	62°8	62°5	61°9	62°0	61°8	62°3	62°5	62°4
	15	63°0	63°6	62°9	62°9	62°6	62°0	62°6	62°9	62°0	62°5	61°6	61°6
	16	62°9	63°6	63°0	62°3	62°2	62°0	62°0	61°4	60°4	60°5	59°8	61°1
	17	—	—	—	—	—	—	—	—	—	—	—	—
	18	61°5	62°9	63°2	61°8	62°2	61°3	60°8	59°6	59°1	59°9	59°9	59°7
	19	63°6	64°3	64°7	64°4	63°7	63°3	62°5	61°5	60°6	58°6	58°6	57°8
	20	62°4	61°6	62°8	62°5	63°0	62°3	61°5	61°8	62°0	62°4	62°8	62°4
	21	63°5	62°5	62°8	62°7	61°9	61°8	61°0	61°2	61°1	61°5	61°6	61°4
	22	59°3	60°1	58°5	61°0	59°9	60°3	60°6	60°8	61°4	61°0	61°3	61°5
	23	60°0	60°4	61°0	60°3	61°2	58°8	59°4	58°7	59°8	59°0	60°2	60°3
	24	—	—	—	—	—	—	—	—	—	—	—	—
	25	60°2	61°4	61°0	61°1	60°9	60°5	61°2	60°2	60°4	60°5	59°6	59°4
	26	61°0	61°3	60°6	60°7	61°3	60°5	59°7	59°5	59°4	59°8	59°3	58°7
	27	59°6	61°0	59°9	59°8	61°1	60°0	58°2	58°2	58°7	58°7	56°4	57°2
	28	60°7	60°6	61°1	60°2	61°7	61°2	60°8	61°4	60°2	60°0	60°9	60°5
	29	62°6	62°4	62°8	62°9	62°8	62°1	61°6	61°2	61°0	61°2	60°5	60°2
	30	61°5	61°8	60°9	62°9	62°3	60°5	60°5	60°2	59°4	58°7	58°7	59°0
	31	—	—	—	—	—	—	—	—	—	—	—	—
Hourly Means	62°69	62°85	62°87	62°83	62°78	62°15	61°88	61°66	61°47	61°36	61°32	61°26	
JUNE.	1	58°6	60°7	59°1	60°5	59°0	59°6	59°5	59°1	58°2	58°2	59°0	59°8
	2	59°9	59°7	57°9	58°6	58°0	58°4	57°5	57°1	57°8	58°5	58°5	58°7
	3	57°3	57°2	57°2	57°1	57°6	56°4	55°8	55°5	56°2	56°2	55°5	54°9
	4	59°9	57°0	57°8	58°6	57°5	57°9	57°4	58°8	58°2	57°6	58°9	57°8
	5	59°4	59°9	60°0	59°8	59°5	59°8	59°4	58°5	58°2	58°3	58°0	58°1
	6	60°0	59°6	60°0	59°4	59°0	59°3	58°1	58°8	58°6	57°8	56°8	56°7
	7	—	—	—	—	—	—	—	—	—	—	—	—
	8	59°0	60°3	60°5	59°9	60°4	59°5	59°1	58°4	57°7	57°6	58°8	58°0
	9	60°2	59°9	60°8	60°5	59°8	59°1	59°2	59°3	58°7	57°3	58°8	57°7
	10	58°4	61°3	60°9	59°8	59°8	60°7	58°6	57°4	56°4	55°4	53°3	52°5
	11	59°2	60°6	59°8	60°4	59°3	58°3	58°6	57°9	57°9	57°4	57°9	57°7
	12	59°8	59°3	61°1	60°9	58°7	60°2	59°6	59°0	59°0	57°5	58°7	57°8
	13	58°4	58°9	58°4	59°2	59°0	58°4	58°8	57°8	57°0	58°1	59°3	57°8
	14	—	—	—	—	—	—	—	—	—	—	—	—
	15	58°8	60°2	60°8	60°4	59°6	60°0	59°4	59°3	59°7	58°3	57°4	57°7
	16	57°7	58°4	58°8	58°5	57°4	56°9	56°8	56°1	55°6	55°9	56°6	57°2
	17	61°2	60°7	60°8	59°5	59°9	59°4	59°5	59°2	60°0	59°5	59°8	59°9
	18	61°5	62°6	60°5	60°2	60°3	59°3	58°2	57°3	56°8	56°8	56°5	56°0
	19	60°0	60°5	60°0	59°5	59°3	59°2	56°8	56°4	55°4	56°2	53°1	52°6
	20	57°7	58°4	57°4	55°6	56°4	56°3	55°9	55°5	55°5	55°7	57°0	57°3
	21	—	—	—	—	—	—	—	—	—	—	—	—
	22	59°5	59°7	59°9	60°2	60°3	60°2	59°7	59°4	59°4	60°2	59°2	59°6
	23	61°4	60°5	60°4	60°8	60°5	60°4	59°4	59°4	59°1	59°8	59°9	60°3
	24	61°2	60°3	60°8	61°3	61°0	61°0	60°6	58°8	59°1	58°6	58°5	58°2
	25	59°2	59°2	61°3	60°8	59°9	59°4	58°8	58°2	58°2	58°3	58°4	58°2
	26	59°1	59°3	59°4	59°7	59°0	58°8	58°6	57°9	58°4	58°4	57°5	58°2
	27	58°2	58°7	58°5	58°1	59°7	59°9	58°9	57°7	56°4	54°5	56°5	56°6
	28	—	—	—	—	—	—	—	—	—	—	—	—
	29	59°6	59°3	59°5	60°0	58°6	58°7	56°7	57°8	58°7	57°0	55°5	55°2
	30	56°4	56°8	57°2	57°6	58°8	58°2	55°9	56°6	56°3	54°7	54°7	55°6
	Hourly Means	59°29	59°58	59°57	59°50	59°17	59°05	58°34	57°97	57°79	57°45	57°47	57°31

WET THERMOMETER.

12	13	14	15	16	17	18	19	20	21	22	23	Daily and Monthly Means.
11	12	13	14	15	16	17	18	19	20	21	22	
61.2	60.9	61.4	60.1	60.1	60.7	60.7	61.8	59.7	60.8	62.9	62.8	62.30
63.3	63.6	—	63.7	62.9	63.4	62.1	62.7	63.0	62.4	64.0	64.4	63.30
63.8	62.6	62.2	61.8	63.0	62.6	63.2	61.3	63.4	63.0	61.4	62.7	63.32
62.5	63.4	63.2	62.5	62.7	62.6	62.2	63.0	63.1	63.5	63.1	63.0	63.36
61.6	61.6	61.7	61.6	61.7	61.7	61.8	62.1	62.4	63.1	64.0	65.2	62.79
64.0	64.0	63.9	63.5	63.8	63.8	63.1	62.9	63.7	63.7	64.9	63.9	64.15
62.6	62.4	62.6	62.4	62.0	61.8	61.4	61.0	61.3	62.8	62.8	62.3	63.03
60.4	60.2	60.6	60.9	60.9	60.2	59.8	60.0	60.6	60.6	61.9	63.1	61.10
61.8	62.0	61.4	61.4	61.3	61.4	61.7	61.6	61.6	62.8	63.0	63.0	61.96
63.8	63.8	64.0	63.6	63.8	63.7	63.4	63.6	63.9	64.2	64.0	64.4	63.82
62.7	62.6	62.8	62.6	61.7	62.0	60.6	60.5	61.6	61.1	61.3	63.2	62.70
62.5	61.4	61.9	60.9	61.6	61.4	60.8	60.8	61.1	61.9	63.2	63.2	62.15
61.4	61.7	62.1	61.4	61.7	61.5	62.2	61.6	61.3	62.0	61.8	62.2	62.13
59.7	60.8	60.4	59.5	59.4	58.7	58.9	59.3	59.4	59.5	60.6	60.5	60.75
59.8	60.4	60.2	60.7	60.0	59.8	57.4	56.5	58.2	60.3	61.7	61.6	60.35
57.6	57.3	57.1	56.8	56.7	56.6	55.7	55.4	58.2	60.2	61.5	61.9	59.94
62.2	62.4	62.8	62.6	62.5	62.7	62.5	62.4	62.8	63.0	63.2	63.5	62.50
60.8	60.8	60.2	60.5	60.2	60.0	59.5	59.2	58.8	57.9	59.8	59.6	60.85
60.8	61.0	60.4	58.4	58.8	58.4	55.7	56.7	56.3	57.9	57.6	59.4	59.46
59.5	61.1	60.5	60.9	60.5	60.8	60.4	60.2	60.5	60.3	59.7	60.2	60.15
58.4	59.7	58.6	58.1	58.7	58.8	57.8	59.2	59.0	59.6	60.4	60.9	59.82
58.1	57.8	58.4	57.9	58.6	57.9	56.3	56.4	57.5	57.7	58.2	59.2	58.99
58.7	58.6	59.0	58.5	57.7	58.1	58.4	57.9	56.9	60.4	59.4	59.3	58.82
61.6	61.0	60.9	60.1	61.4	61.5	58.8	59.8	60.6	60.3	61.1	61.8	60.76
60.4	59.2	60.2	59.7	60.2	61.1	60.4	60.5	60.6	61.1	61.0	62.1	61.16
59.3	58.4	59.0	59.5	59.3	58.2	58.5	57.5	58.7	59.6	59.3	59.9	59.73
61.10	61.10	61.02	60.75	60.82	60.75	60.13	60.15	60.55	61.14	61.61	62.05	61.51
59.8	59.4	59.8	59.3	59.0	59.5	59.3	58.6	59.0	59.6	57.0	60.6	59.26
59.1	59.4	59.1	59.3	58.7	56.9	58.1	57.0	57.3	56.5	55.8	56.2	58.08
56.2	56.4	55.5	55.9	56.2	55.6	54.8	56.1	56.0	57.4	55.9	58.7	56.32
57.0	56.2	55.6	56.8	55.3	58.6	57.2	58.2	57.4	57.4	58.4	59.2	57.70
57.8	58.0	57.9	58.1	57.0	54.9	55.2	56.4	57.6	57.8	59.2	59.5	58.26
58.1	57.7	57.6	57.7	57.6	57.0	56.7	57.9	56.9	58.9	59.7	58.8	58.28
58.7	58.1	57.5	57.3	57.6	57.7	57.6	57.7	58.6	59.2	59.5	59.9	58.69
55.6	53.4	53.5	55.6	55.6	55.3	52.8	52.4	53.4	55.8	58.6	58.9	57.17
52.0	52.6	52.8	52.4	53.7	53.4	53.1	54.3	55.6	57.3	57.8	58.5	56.17
58.0	57.9	57.9	57.8	58.0	57.8	57.2	57.3	57.7	58.4	58.5	59.5	58.37
57.1	58.0	57.4	56.7	59.0	57.8	56.8	56.4	56.6	58.0	58.8	58.3	58.44
57.6	57.2	56.8	57.1	56.8	55.4	56.8	55.5	56.2	57.8	58.3	59.2	57.74
56.9	58.7	57.8	57.0	57.5	57.1	56.5	56.2	56.6	56.5	56.6	57.4	58.18
59.4	59.7	59.1	58.8	58.4	58.0	57.9	58.2	59.0	59.7	60.9	61.3	58.18
60.2	59.5	59.4	60.0	59.5	59.2	59.4	59.3	59.2	59.5	60.1	61.3	59.83
56.8	56.2	56.0	55.9	56.1	55.4	56.6	57.2	57.7	58.6	59.8	59.8	58.00
53.3	53.2	52.5	54.5	56.7	56.8	55.9	56.4	56.7	58.3	59.7	58.4	56.72
58.9	58.0	58.3	58.0	58.4	57.0	56.4	57.0	56.3	58.2	58.0	58.4	57.15
59.6	59.8	59.1	59.8	60.3	59.9	59.8	59.8	59.9	59.9	61.8	61.8	59.95
60.2	60.0	60.1	60.1	59.4	58.4	58.7	59.4	59.7	59.7	60.5	61.0	59.96
58.6	58.3	58.2	57.8	57.9	58.1	57.8	57.7	57.9	58.9	58.9	60.4	59.16
57.9	58.4	58.2	57.6	57.6	57.2	57.9	57.8	57.7	57.7	57.9	58.9	58.53
57.9	58.3	58.8	58.8	58.4	57.0	57.0	56.8	55.3	55.3	56.2	56.3	57.93
58.0	57.9	58.2	57.0	58.2	58.9	58.8 ^a	58.6	57.9	58.7	59.2	59.0	58.09
55.5	56.0	54.9	54.9	53.8	55.7	55.8	56.1	56.1	56.4	56.7	56.4	56.87
56.6	54.8	54.7	54.6	54.4	54.6	55.8	55.8	56.1	56.4	57.4	57.7	56.15
57.57	57.43	57.18	57.26	57.35	57.05	56.92	57.08	57.25	58.00	58.51	59.05	58.05

^a Five minutes late.

WET THERMOMETER.													
Hours of Mean Göttingen Time.	0	1	2	3	4	5	6	7	8	9	10	11	
Hours of Mean St. Helena Time.	23	0	1	2	3	4	5	6	7	8	9	10	
JULY.	1	57.9	58.0	58.4	58.2	58.9	58.4	58.2	57.0	56.7	56.8	57.2	57.2
	2	59.9	59.4	61.4	61.0	61.2	61.1	59.9	59.7	59.6	58.6	58.0	58.3
	3	60.4	60.0	59.4	58.1	57.7	57.6	58.2	56.5	56.2	56.9	56.7	56.7
	4	59.4	62.6	62.0	61.7	60.5	59.9	59.2	57.5	56.9	56.4	56.3	56.4
	5	—	—	—	—	—	—	—	—	—	—	—	—
	6	59.6	59.8	59.6	59.6	59.0	58.4	58.0	58.6	57.6	57.6	57.9	57.8
	7	59.2	58.8	59.2	58.4	58.5	58.5	57.3	56.3	56.8	57.1	56.5	57.0
	8	57.3	57.1	57.9	58.2	57.1	55.5	55.6	56.0	56.2	55.2	56.6	56.3
	9	54.8	54.9	57.4	56.1	56.8	55.7	55.6	56.2	55.1	54.9	56.2	55.6
	10	57.1	58.9	58.9	57.2	57.1	56.6	56.1	54.8	54.4	53.1	53.1	53.3
	11	59.4	58.3	60.3	59.1	59.4	59.3	58.3	58.6	58.2	58.7	58.2	58.5
	12	—	—	—	—	—	—	—	—	—	—	—	—
	13	57.1	58.7	59.3	58.0	58.2	56.3	55.6	56.2	55.7	55.3	55.7	55.5
	14	57.2	56.9	58.2	57.9	58.4	56.5	55.2	54.5	54.5	55.1	54.5	54.2
	15	55.5	57.0	56.1	56.7	56.9	56.1	55.4	55.2	55.1	55.8	54.4	54.5
	16	57.3	57.7	58.1	57.8	57.0	56.6	56.0	55.9	55.8	55.2	54.8	54.8
	17	56.4	57.4	56.9	57.3	57.6	56.7	56.7	54.4	56.4	54.4	55.7	55.7
	18	57.0	59.0	58.2	57.6	57.8	57.8	57.5	56.7	57.2	56.0	55.7	55.4
	19	—	—	—	—	—	—	—	—	—	—	—	—
	20	57.0	58.9	58.9	57.8	58.3	57.3	56.8	57.6	56.5	56.4	54.6	54.8
	21	56.1	58.3	58.8	56.9	58.2	57.5	57.0	56.0	55.5	55.5	55.7	55.3
	22	56.1	55.7	56.3	56.5	56.9	55.9	55.3	55.0	54.6	54.6	55.2	55.6
	23	56.4	56.6	56.4	56.3	55.8	55.0	53.9	54.2	53.8	53.9	54.0	54.3
	24	54.8	56.4	55.9	56.6	55.6	55.3	55.6	56.0	55.3	55.8	53.3	53.2
	25	58.2	58.4	58.1	58.2	57.3	57.1	56.8	56.5	56.9	56.4	57.0	56.5
	26	—	—	—	—	—	—	—	—	—	—	—	—
	27	58.1	58.1	58.6	58.8	58.3	56.8	57.7	56.8	56.9	56.1	56.2	56.1
	28	56.4	56.3	57.1	58.0	57.2	56.8	56.8	55.3	56.0	56.2	55.7	55.4
	29	60.2	59.0	58.4	59.1	57.5	57.9	57.1	56.3	56.4	55.9	55.2	55.5
	30	60.5	60.2	59.0	60.0	60.3	57.6	60.0	57.0	54.9	52.2	50.8	50.4
	31	57.8	57.9	57.9	57.4	56.8	57.2	56.6	55.8	56.0	56.4	56.4	55.2
Hourly Means	57.67	58.16	58.40	58.09	57.94	57.24	56.90	56.32	56.12	55.80	56.61	55.54	
AUGUST.	1	57.3	56.5	57.5	58.2	58.4	57.6	56.5	55.8	54.6	55.3	57.0	56.6
	2	—	—	—	—	—	—	—	—	—	—	—	—
	3	56.8	58.0	58.0	57.6	58.1	57.4	57.5	56.6	56.2	55.9	56.0	55.2
	4	56.0	56.9	58.8	57.8	57.4	58.0	56.5	57.0	57.2	57.1	55.3	55.5
	5	56.4	56.9	58.0	57.7	57.0	57.7	56.5	56.8	56.7	56.4	56.2	54.6
	6	57.7	59.3	59.1	58.7	59.6	59.0	58.4	58.3	57.9	57.8	57.8	57.9
	7	58.2	58.0	57.8	57.3	57.4	57.2	57.3	57.3	57.1	57.0	56.6	54.8
	8	58.0	58.0	58.0	58.2	57.6	57.7	57.3	56.5	56.4	57.0	56.1	56.0
	9	—	—	—	—	—	—	—	—	—	—	—	—
	10	59.2	58.8	58.7	59.7	59.2	58.8	58.1	57.4	57.8	57.6	58.3	57.7
	11	57.9	57.0	58.4	58.5	58.2	58.3	57.1	56.7	56.3	55.7	56.1	55.7
	12	56.2	56.1	55.9	56.3	55.7	55.0	55.3	53.9	54.8	54.0	54.8	54.9
	13	56.2	55.5	55.2	55.2	55.9	55.6	55.4	54.8	51.6	52.5	54.7	52.2
	14	58.4	56.2	57.0	57.3	56.8	56.3	56.8	55.2	54.4	54.7	54.4	55.6
	15	56.8	57.1	57.2	56.4	56.9	56.2	55.8	55.9	54.8	55.3	55.4	55.7
	16	—	—	—	—	—	—	—	—	—	—	—	—
	17	56.9	56.8	56.8	57.7	57.4	57.1	56.2	56.0	56.0	56.2	56.4	55.6
	18	56.2	56.3	57.3	58.3	57.2	56.0	55.4	56.1	55.5	55.5	55.7	54.7
	19	57.6	57.5	57.5	57.5	56.9	56.4	55.4	55.3	55.2	55.7	54.5	55.4
	20	58.2	58.7	58.3	58.4	58.3	57.6	57.0	57.3	57.0	57.2	57.8	57.8
	21	60.0	60.2	59.8	59.1	59.4	59.2	59.1	58.2	58.3	58.6	58.0	57.9
	22	58.8	59.7	60.1	60.0	59.3	59.4	58.8	58.8	58.4	58.4	58.8	58.2
	23	—	—	—	—	—	—	—	—	—	—	—	—
	24	60.1	60.2	60.5	59.8	59.6	58.8	57.8	57.4	57.6	56.3	57.0	57.5
	25	58.2	58.4	58.6	58.8	58.1	58.4	57.8	57.0	56.8	56.4	55.4	56.0
	26	57.3	57.9	58.4	57.6	57.1	56.8	56.0	56.2	56.3	54.7	54.9	56.0
	27	58.4	57.7	57.3	57.9	58.2	57.8	56.6	56.7	57.1	57.7	57.2	57.2
	28	56.7	56.1	54.6	55.4	55.4	55.2	54.5	54.6	55.4	55.5	56.3	56.4
	29	58.4	59.5	59.3	58.5	58.3	57.7	57.8	57.4	56.9	57.1	56.8	56.4
	30	—	—	—	—	—	—	—	—	—	—	—	—
	31	57.9	57.8	58.5	58.2	58.3	57.9	57.6	55.4	57.1	57.3	56.9	55.4
Hourly Means	57.68	57.73	57.95	57.93	57.76	57.43	56.87	56.48	56.28	56.27	56.32	56.03	

WET THERMOMETER.

12	13	14	15	16	17	18	19	20	21	22	23	Daily and Monthly Means.
11	12	13	14	15	16	17	18	19	20	21	22	
56.9	57.7	57.6	57.6	57.4	57.2	56.6	57.1	57.0	57.6	58.9	60.2	57.70
56.8	56.6	57.1	57.1	57.6	57.7	57.6	56.8	56.9	58.0	58.1	57.8	58.59
55.8	56.2	56.1	55.9	55.7	55.8	55.7	54.6	56.0	57.5	58.8	59.8	57.18
—	—	—	—	—	—	—	—	—	—	—	—	58.05
57.0	56.7	56.3	57.1	56.9	55.3	56.0	55.4	56.3	58.3	59.6	59.5	58.09
57.3	57.0	57.4	57.4	57.3	57.4	56.9	57.2	56.9	57.8	58.7	59.4	57.28
57.3	57.2	56.8	56.8	56.0	57.4	56.2	56.4	54.6	56.7	58.0	57.7	55.83
56.9	56.0	55.6	54.0	54.2	56.4	55.5	56.0	54.6	52.4	54.3	55.1	55.60
55.4	56.0	55.8	56.3	56.8	55.7	53.2	54.4	54.2	54.9	56.0	56.4	55.70
53.7	53.9	54.0	55.3	55.2	54.2	55.3	55.3	55.4	56.7	58.0	59.3	56.85
—	—	—	—	—	—	—	—	—	—	—	—	56.39
53.1	53.3	53.0	53.7	54.0	55.4	54.8	55.0	56.0	55.5	56.6	57.7	55.10
56.1	55.2	55.5	56.0	55.9	55.6	55.6	55.6	55.2	56.8	57.2	57.1	56.00
54.6	56.2	55.3	53.2	51.0	52.1	52.8	53.0	55.0	54.4	55.9	55.7	54.94
54.9	55.9	55.8	55.4	56.0	57.2	56.2	56.4	56.6	56.6	57.1	57.3	56.08
53.6	53.1	52.2	52.3	52.9	53.4	54.0	54.4	52.7	53.2	54.2	55.6	56.70
55.3	56.7	57.2	56.9	56.7	57.0	56.1	54.8	54.6	55.2	54.6	55.2	55.53
—	—	—	—	—	—	—	—	—	—	—	—	55.86
57.6	56.4	56.4	55.8	56.0	54.9	54.8	55.3	55.6	56.7	57.7	57.6	55.09
54.6	53.9	53.4	52.5	54.5	53.0	52.6	53.4	53.3	56.0	53.7	56.9	54.05
56.1	55.9	56.3	56.2	55.4	54.8	55.0	53.8	53.0	53.6	55.1	54.6	54.94
54.9	54.7	55.6	55.0	54.4	54.7	54.7	53.6	53.2	53.1	54.7	55.8	56.82
53.0	53.0	52.7	52.6	51.6	52.6	51.4	53.1	53.0	53.5	54.5	55.5	56.61
53.0	54.5	54.0	54.4	54.3	53.9	53.9	54.3	54.2	54.8	56.0	57.5	56.24
—	—	—	—	—	—	—	—	—	—	—	—	57.17
57.0	57.0	56.0	56.6	56.2	55.6	55.4	55.7	56.3	55.5	57.1	57.8	54.87
56.1	56.2	55.9	55.8	55.8	55.5	55.8	55.6	54.8	55.2	56.0	57.4	55.58
55.5	56.0	55.6	55.4	55.8	55.5	55.4	54.8	56.2	57.5	56.9	57.9	56.41
55.6	56.4	55.5	56.4	56.8	56.6	56.9	56.4	56.5	57.9	59.2	59.8	57.50
49.2	50.5	50.6	50.0	50.9	51.5	52.0	52.9	54.3	56.5	57.6	58.1	56.41
51.8	51.8	51.3	52.6	53.0	54.6	54.9	55.2	55.2	56.6	57.3	58.3	57.06
55.15	55.33	55.15	55.12	55.12	55.22	55.00	55.06	55.10	55.87	56.73	57.44	56.41
—	—	—	—	—	—	—	—	—	—	—	—	55.49
57.9	57.6	55.7	57.4	57.5	56.7	54.6	53.8	54.4	54.1	56.4	56.5	56.34
54.3	53.6	52.8	53.6	52.7	54.3	53.5	54.0	54.0	55.3	55.1	55.2	56.29
56.6	56.7	55.8	55.8	56.4	55.3	54.4	54.3	54.8	55.2	56.5	56.8	57.50
55.4	56.3	56.0	56.1	55.6	55.7	54.9	55.8	55.5	54.2	57.0	57.3	56.41
57.6	57.8	57.1	56.5	56.5	55.7	55.8	55.0	55.8	57.1	56.4	57.3	57.06
54.4	54.0	54.0	55.2	54.9	55.8	56.1	56.3	56.2	56.0	56.8	58.2	57.27
—	—	—	—	—	—	—	—	—	—	—	—	55.32
56.4	56.3	56.8	57.0	57.3	57.0	56.4	56.2	56.4	56.5	57.6	58.7	54.67
57.7	57.4	57.3	57.1	55.9	55.7	55.7	55.2	55.3	55.0	56.1	54.7	53.94
55.3	55.2	54.7	52.8	53.2	53.2	52.3	51.1	52.5	52.9	52.7	55.8	55.40
54.4	55.8	55.4	54.8	54.5	53.6	53.5	53.8	52.9	53.2	52.4	54.8	55.74
51.5	53.2	51.2	53.5	53.4	51.9	52.3	53.0	52.7	55.2	56.0	55.9	55.85
53.5	54.4	54.6	54.6	53.6	54.9	54.6	54.3	54.5	55.4	55.6	56.4	55.54
—	—	—	—	—	—	—	—	—	—	—	—	56.12
55.8	55.8	55.1	55.2	54.9	54.8	54.6	54.7	55.4	55.0	55.8	57.2	57.93
54.8	55.0	53.9	53.9	55.1	54.2	55.2	55.0	54.9	56.4	56.4	56.5	58.52
54.8	54.6	54.6	53.6	54.5	55.0	53.9	54.9	54.8	54.9	55.9	57.2	58.20
55.2	55.1	54.9	55.5	55.8	55.8	56.4	56.2	56.2	56.6	57.1	57.3	57.27
57.4	57.8	57.6	57.6	57.4	57.5	58.3	58.1	58.4	58.4	58.8	59.5	56.08
58.2	57.8	57.7	57.9	57.9	57.6	57.8	57.6	58.3	58.0	58.8	59.0	56.32
—	—	—	—	—	—	—	—	—	—	—	—	55.25
56.5	56.9	56.2	57.1	56.9	57.2	57.3	56.8	57.6	57.3	59.1	59.3	57.03
56.1	56.2	56.0	55.8	55.5	55.1	55.2	55.8	55.9	55.4	57.2	57.6	56.56
55.9	55.1	55.7	54.3	55.9	54.3	56.2	53.9	56.3	56.2	55.8	57.1	56.08
56.6	55.4	55.4	54.9	55.3	55.8	55.7	54.2	54.2	54.7	56.6	58.0	56.32
56.7	56.2	56.0	55.7	55.2	55.6	55.4	54.0	53.4	54.8	54.4	54.4	55.70
56.1	54.4	53.2	52.4	54.1	53.2	55.1	54.2	56.3	55.5	57.5	57.8	56.56
—	—	—	—	—	—	—	—	—	—	—	—	56.35
55.7	56.7	56.9	55.8	56.0	55.5	55.6	55.4	56.3	55.8	57.1	57.8	56.35
55.1	56.6	55.0	56.6	55.7	55.3	54.6	55.0	55.1	56.6	56.3	57.3	56.35
55.77	55.84	55.37	55.41	55.45	55.26	55.21	54.95	55.31	55.60	56.36	57.07	56.35

WET THERMOMETER.													
Hours of Mean Göttingen Time.	0	1	2	3	4	5	6	7	8	9	10	11	
Hours of Mean St. Helena Time.	23	0	1	2	3	4	5	6	7	8	9	10	
SEPTEMBER.	1	57.4	58.2	58.4	58.3	58.0	57.5	57.4	55.8	57.2	57.5	58.1	57.0
	2	58.4	58.4	58.6	58.4	57.8	58.2	57.1	57.0	56.7	57.1	57.1	55.6
	3	58.0	57.6	58.1	57.6	58.1	57.5	56.8	55.4	56.8	55.5	56.4	56.5
	4	57.4	58.1	57.3	57.8	57.5	56.9	57.4	57.1	56.7	57.1	55.7	56.2
	5	57.7	57.8	58.5	57.9	57.2	57.3	56.8	53.9	53.7	53.2	53.7	53.5
	6	—	—	—	—	—	—	—	—	—	—	—	—
	7	56.6	57.6	57.3	57.6	58.1	57.4	57.1	55.7	55.6	56.8	54.9	55.0
	8	57.8	57.8	57.5	58.6	57.2	56.4	56.6	55.6	56.0	55.4	56.0	55.8
	9	58.2	57.9	56.8	57.5	57.4	57.5	56.9	57.0	57.2	57.2	56.7	56.9
	10	58.7	60.0	60.2	59.6	59.2	59.2	59.0	58.2	57.0	57.0	57.7	56.8
	11	56.8	58.0	58.6	57.8	59.6	59.8	59.9	57.8	55.9	56.3	56.1	56.2
	12	54.5	56.3	55.7	55.8	57.2	57.6	56.9	56.7	56.6	56.3	56.0	56.4
	13	—	—	—	—	—	—	—	—	—	—	—	—
	14	54.8	55.4	55.9	56.8	55.7	56.9	56.6	55.7	55.8	55.5	55.8	55.0
	15	59.3	58.5	59.1	58.2	58.5	58.0	57.7	58.0	57.4	56.9	56.6	55.6
	16	55.6	58.2	57.4	56.6	57.9	56.2	55.4	54.6	55.6	55.4	55.6	55.3
	17	58.9	59.4	59.0	59.3	59.8	58.7	58.3	57.1	56.4	55.8	55.9	56.0
	18	57.2	58.4	56.8	57.4	57.0	56.3	55.9	55.3	54.4	55.3	54.1	53.1
	19	57.4	58.0	58.0	58.1	57.6	57.6	57.1	57.3	55.8	56.6	57.2	57.0
	20	—	—	—	—	—	—	—	—	—	—	—	—
	21	56.8	57.8	57.2	57.4	57.3	56.9	55.9	55.9	55.5	56.2	55.9	55.0
	22	58.2	58.0	57.3	58.8	57.8	57.6	57.3	57.0	56.6	56.1	56.1	55.3
	23	58.2	58.2	60.1	58.8	58.9	58.0	58.1	57.4	56.8	56.6	56.7	56.2
	24	58.2	57.9	58.0	57.3	56.7	57.2	54.6	55.3	54.8	53.6	53.4	53.4
	25	57.3	57.5	58.5	58.2	57.0	57.2	56.8	56.4	56.0	56.5	55.8	57.0
	26	58.0	59.0	59.2	58.6	58.2	57.0	56.8	56.8	56.9	56.9	56.7	56.8
	27	—	—	—	—	—	—	—	—	—	—	—	—
	28	57.2	58.0	58.4	58.4	58.4	57.7	57.2	56.7	56.6	56.4	55.3	55.6
	29	57.2	57.7	57.3	57.8	57.2	56.7	55.8	56.4	57.1	56.0	56.2	55.9
	30	57.4	57.7	57.7	57.9	57.3	56.9	56.1	55.8	55.0	54.7	55.0	54.5
Hourly Means	57.43	57.98	57.96	57.94	57.79	57.47	56.98	56.38	56.16	56.07	55.95	55.68	
OCTOBER.	1	58.1	58.1	58.0	58.2	57.6	57.3	56.7	56.7	55.6	55.5	55.6	55.2
	2	57.4	58.3	57.7	58.5	57.8	57.0	56.9	55.6	55.8	56.8	56.4	56.9
	3	59.8	59.6	60.2	59.6	59.0	58.6	58.2	58.3	57.6	57.6	57.7	57.7
	4	—	—	—	—	—	—	—	—	—	—	—	—
	5	58.0	58.4	58.0	57.5	57.7	56.9	56.8	55.9	55.3	55.6	54.1	55.0
	6	56.8	57.2	57.6	57.6	56.7	56.3	56.7	55.8	55.0	53.7	54.2	53.7
	7	55.7	55.5	56.2	56.9	56.1	55.2	54.3	54.1	54.1	53.4	54.0	53.0
	8	55.4	56.6	57.6	57.4	56.6	56.0	55.2	54.0	53.8	54.2	53.5	53.6
	9	56.7	58.1	58.1	58.6	57.8	57.3	56.1	55.1	54.5	55.3	55.8	55.8
	10	56.8	57.6	58.0	58.5	57.4	57.5	56.6	56.7	56.5	56.2	55.4	54.9
	11	—	—	—	—	—	—	—	—	—	—	—	—
	12	57.2	58.5	58.8	57.2	58.5	57.6	56.2	56.2	57.2	57.1	55.2	55.0
	13	57.4	58.3	58.8	58.7	58.8	58.2	57.3	56.6	57.0	56.0	56.3	55.4
	14	59.4	60.0	59.4	59.7	58.5	58.5	58.1	57.2	56.2	57.2	56.2	56.9
	15	59.1	58.6	58.5	58.2	57.6	57.2	56.7	56.2	56.0	55.2	55.6	55.8
	16	58.2	58.7	58.6	59.0	58.0	57.6	57.5	56.5	57.2	56.9	57.4	56.8
	17	56.5	57.7	58.0	57.8	57.3	57.0	56.8	56.2	56.4	56.2	55.8	54.6
	18	—	—	—	—	—	—	—	—	—	—	—	—
	19	58.2	58.3	58.7	58.3	56.7	56.9	56.7	56.1	56.2	56.5	56.2	55.6
	20	56.0	57.2	56.6	56.8	58.1	57.3	56.1	55.7	55.5	55.4	55.2	54.4
	21	58.3	58.2	58.3	58.0	57.8	58.0	57.0	56.6	56.7	56.8	56.5	56.2
	22	57.7	58.3	57.9	58.3	58.3	58.1	57.3	57.1	56.4	56.8	56.8	56.8
	23	57.6	58.3	58.3	58.3	57.6	57.0	57.0	55.7	55.7	55.2	55.8	55.1
	24	56.8	57.6	57.8	57.8	57.6	57.2	56.8	56.8	54.5	54.0	54.4	54.2
	25	—	—	—	—	—	—	—	—	—	—	—	—
	26	58.8	59.1	58.9	59.1	58.3	58.3	58.2	56.0	57.0	56.0	56.4	56.6
	27	58.2	58.6	59.3	58.8	58.3	58.7	58.5	57.9	57.7	57.4	57.8	57.6
	28	58.7	59.4	58.7	58.6	58.3	58.4	58.2	58.5	58.2	58.5	58.1	58.0
	29	58.8	58.8	58.5	59.0	58.3	58.1	57.9	57.4	56.8	57.0	57.0	56.5
	30	60.0	61.0	61.1	60.5	60.6	60.1	59.3	59.0	58.2	58.0	58.4	58.3
	31	60.1	59.7	60.7	60.2	59.5	59.6	57.9	57.4	57.0	57.2	56.9	56.7
Nov. 1	—	—	—	—	—	—	—	—	—	—	—	—	
Hourly Means	57.84	58.36	58.46	58.41	57.96	57.63	57.07	56.49	56.23	56.14	56.03	55.79	

WET THERMOMETER.

12	13	14	15	16	17	18	19	20	21	22	23	Daily and Monthly Means.
11	12	13	14	15	16	17	18	19	20	21	22	
56.4	56.1	55.8	55.6	55.9	55.9	55.4	56.0	55.8	56.7	56.9	57.8	56.88
56.0	55.4	56.0	56.9	55.6	54.9	55.8	55.1	54.9	55.9	56.4	56.5	56.66
56.1	56.3	56.0	55.1	56.5	56.2	55.2	56.2	55.9	56.6	57.1	57.4	56.62
57.1	56.2	54.9	56.1	55.0	56.3	56.6	56.4	54.0	56.0	57.0	57.4	56.59
—	—	—	—	—	—	—	—	—	—	—	—	55.62
55.0	55.0	54.2	54.9	54.2	54.8	55.4	55.7	55.9	56.4	55.4	56.7	55.72
54.6	54.8	54.2	54.9	55.6	54.7	54.7	55.0	53.5	54.4	55.2	55.9	56.29
56.0	55.8	56.0	55.2	54.9	55.5	55.2	55.8	55.4	56.3	57.0	57.1	57.02
56.6	56.2	57.3	57.0	56.0	57.0	55.2	56.1	56.7	57.6	57.3	58.2	56.80
57.1	55.9	55.2	53.6	53.6	54.4	52.8	53.7	54.4	55.9	56.9	57.0	56.19
56.6	55.4	55.0	53.6	53.2	52.8	54.1	55.1	55.5	55.4	54.5	54.6	55.58
—	—	—	—	—	—	—	—	—	—	—	—	55.57
55.2	55.3	54.6	53.4	53.5	54.7	54.8	53.9	55.1	55.6	56.3	55.5	56.62
55.4	55.8	55.1	54.8	54.5	54.5	55.2	54.4	55.1	55.9	56.7	56.5	55.98
55.0	55.2	55.5	55.8	55.3	54.6	54.8	54.9	55.5	56.5	56.4	55.5	56.64
55.3	55.2	55.5	55.6	54.4	55.2	54.4	55.6	54.9	56.9	58.2	58.6	55.25
56.1	55.6	54.6	55.3	54.5	53.1	54.2	55.8	54.8	56.3	57.5	57.0	56.65
53.6	64.2	54.7	54.4	53.9	53.7	53.8	53.4	54.8	56.0	55.3	57.0	55.74
—	—	—	—	—	—	—	—	—	—	—	—	56.28
56.4	56.6	56.6	56.5	53.8	53.9	55.7	54.7	56.6	56.7	57.7	56.7	57.73
55.3	54.4	52.8	52.6	52.6	53.0	54.5	55.5	56.2	56.9	57.8	58.3	54.75
54.3	54.4	54.5	54.7	54.8	54.7	54.6	54.6	56.0	56.8	57.4	57.8	56.49
56.2	56.9	56.5	56.6	56.7	57.3	57.6	57.6	58.5	59.2	59.3	59.2	56.54
54.8	53.9	52.6	51.4	52.4	52.8	52.8	54.1	52.8	54.1	55.6	56.4	56.41
56.2	56.2	56.4	56.4	55.0	55.7	54.9	54.5	53.9	57.0	57.2	58.2	56.22
—	—	—	—	—	—	—	—	—	—	—	—	56.41
55.6	56.3	55.9	55.8	54.6	54.8	54.3	55.3	55.5	55.5	55.8	56.6	56.22
55.6	55.8	55.0	56.4	56.1	55.1	54.8	55.2	55.0	55.4	56.2	57.3	55.72
55.7	55.1	56.0	54.9	55.7	54.9	54.1	55.9	55.9	56.1	56.6	57.1	55.66
55.0	54.4	55.0	54.7	54.8	55.1	54.3	54.2	55.2	55.6	56.4	56.5	55.72
55.66	55.48	55.23	55.08	54.73	54.83	54.82	55.18	55.30	56.22	56.70	57.03	56.25
56.0	55.1	55.8	55.8	55.5	54.8	54.7	54.4	55.1	55.6	57.0	57.8	56.26
56.4	55.3	56.4	54.9	56.9	56.4	58.0	57.8	58.2	58.5	59.3	59.6	57.20
—	—	—	—	—	—	—	—	—	—	—	—	57.22
56.0	56.0	56.6	55.9	55.7	55.7	54.8	55.6	54.8	55.3	56.2	56.8	55.21
54.8	54.1	53.5	53.4	54.2	52.8	52.8	52.7	54.4	53.3	54.9	55.0	54.80
54.7	53.9	53.2	53.1	54.5	52.6	52.3	53.4	53.2	53.4	54.5	55.2	54.02
52.7	53.7	53.8	52.4	52.1	52.1	52.8	52.6	53.4	53.3	54.1	55.0	54.60
53.3	53.5	53.6	53.2	54.1	53.6	52.5	52.8	53.8	55.1	55.1	56.0	55.57
55.2	54.2	53.4	54.6	53.8	54.0	53.8	53.4	54.4	55.2	56.2	56.2	56.03
—	—	—	—	—	—	—	—	—	—	—	—	56.32
55.5	55.9	56.2	55.6	54.3	54.6	54.4	53.8	55.0	54.6	55.8	56.9	56.99
55.7	56.4	56.6	54.3	55.5	54.0	53.7	54.5	55.4	56.4	56.6	58.0	57.13
56.5	56.4	56.1	55.1	56.4	54.9	56.2	56.4	56.8	57.2	57.8	57.9	56.64
55.5	55.9	56.8	55.6	55.2	56.6	56.0	55.1	56.3	56.6	56.4	57.4	56.07
56.1	55.8	56.3	56.7	55.7	55.5	55.6	55.4	55.5	56.6	57.4	58.1	55.97
55.2	54.4	54.4	54.6	53.6	53.2	54.0	53.8	54.2	54.6	55.1	56.3	55.92
—	—	—	—	—	—	—	—	—	—	—	—	55.54
54.4	56.1	55.9	55.5	53.5	53.3	55.0	54.7	56.4	56.4	55.2	56.6	56.51
56.2	55.7	55.3	54.4	54.8	53.8	53.2	53.7	54.0	54.3	55.9	56.3	56.86
54.8	55.2	54.6	54.2	54.0	54.2	54.0	54.1	54.3	55.4	56.6	57.2	55.84
55.6	55.8	55.8	55.2	55.5	55.5	54.9	55.1	55.2	56.0	56.2	57.1	56.23
56.1	56.8	55.6	55.2	56.0	56.6	55.5	55.5	56.8	56.5	56.6	57.6	57.07
55.9	54.2	53.9	55.0	54.4	54.4	54.9	55.0	54.4	55.1	55.6	55.8	57.87
—	—	—	—	—	—	—	—	—	—	—	—	57.78
56.6	56.4	56.2	55.3	55.2	55.4	56.3	55.5	55.5	56.9	57.3	57.5	57.40
56.0	56.1	55.5	55.3	55.8	56.1	56.0	57.0	56.9	56.5	57.6	58.2	58.36
57.7	57.7	57.4	57.3	57.1	57.3	57.1	57.1	57.4	57.4	58.2	58.5	57.92
57.1	57.2	57.8	56.9	56.5	57.5	56.2	56.3	56.2	57.5	57.5	58.4	56.42
56.8	56.4	56.5	56.0	56.5	56.0	56.3	56.5	56.7	58.0	58.6	59.3	56.42
57.9	56.4	58.2	56.4	56.9	56.8	56.2	56.4	56.1	57.2	58.5	59.1	56.42
—	—	—	—	—	—	—	—	—	—	—	—	56.42
57.0	57.2	56.9	56.6	56.8	56.9	56.7	57.4	57.0	57.8	58.2	58.6	56.42
55.77	55.62	55.64	55.13	55.20	54.99	54.96	55.04	55.46	55.95	56.61	57.34	56.42

WET THERMOMETER.													
Hours of Mean Göttingen Time.	0	1	2	3	4	5	6	7	8	9	10	11	
Hours of Mean St. Helena Time.	23	0	1	2	3	4	5	6	7	8	9	10	
NOVEMBER.	2	58.5	59.2	60.4	60.6	59.2	59.7	59.1	58.2	57.4	57.8	57.0	57.1
	3	60.2	60.3	60.6	61.0	60.7	60.2	59.7	57.6	57.9	57.6	56.9	57.0
	4	60.5	60.9	61.5	61.1	62.3	62.6	60.6	58.6	57.8	57.8	57.2	57.1
	5	58.9	59.3	58.8	58.8	59.0	58.3	59.0	57.1	56.8	56.8	57.4	57.3
	6	60.0	61.2	61.0	60.5	60.6	59.2	59.1	58.8	59.0	57.8	57.7	58.5
	7	60.6	61.0	60.4	60.1	60.2	60.2	59.8	58.8	59.0	58.8	59.0	59.4
	8	—	—	—	—	—	—	—	—	—	—	—	—
	9	59.3	59.2	60.0	59.6	58.9	58.7	58.4	57.9	58.4	58.4	58.0	58.3
	10	58.0	60.0	59.6	58.9	59.2	59.6	57.1	58.5	57.6	58.2	58.3	58.6
	11	58.9	59.8	59.3	59.5	58.8	58.2	58.8	58.8	58.3	57.4	58.2	57.8
	12	58.2	58.9	59.2	59.3	59.9	59.3	58.5	58.4	58.6	58.6	58.2	58.4
	13	58.8	58.7	60.3	60.9	60.0	59.8	59.1	58.8	59.0	58.8	58.6	58.8
	14	60.0	59.9	60.1	60.8	60.1	59.3	58.8	59.0	58.2	59.0	58.3	58.0
	15	—	—	—	—	—	—	—	—	—	—	—	—
	16	62.4	61.2	61.7	60.9	60.9	60.2	59.9	59.6	59.0	59.5	58.9	58.7
	17	61.7	61.7	60.8	60.3	61.0	60.0	58.8	57.8	57.6	57.8	57.4	57.6
	18	60.3	60.1	60.6	60.6	59.8	59.7	58.9	58.6	57.4	57.4	57.7	57.5
	19	59.0	59.6	60.0	60.5	59.9	59.7	58.9	57.1	58.1	57.4	56.9	56.8
	20	60.5	61.8	61.1	60.8	61.1	60.6	59.4	59.3	59.2	58.8	59.0	59.0
	21	60.0	61.0	60.8	60.8	59.3	59.0	59.0	57.9	57.2	57.3	57.0	56.9
	22	—	—	—	—	—	—	—	—	—	—	—	—
	23	58.9	60.4	59.2	58.8	58.0	57.1	57.8	57.6	57.3	56.7	57.3	57.2
	24	59.2	60.0	59.8	60.0	59.3	60.1	59.0	57.8	58.2	58.2	58.8	58.3
	25	60.8	61.8	60.6	60.9	60.8	59.8	59.4	58.8	58.6	59.0	59.3	59.2
	26	59.7	59.5	59.0	59.3	59.3	58.2	58.0	57.8	57.8	56.7	57.1	57.2
	27	58.8	58.2	58.2	59.2	58.3	57.9	57.7	57.8	57.7	57.5	57.6	58.2
	28	58.7	59.6	58.3	58.6	58.0	58.1	57.2	56.8	56.4	56.3	56.7	57.3
	29	—	—	—	—	—	—	—	—	—	—	—	—
	30	59.2	59.8	59.3	60.3	59.0	59.2	58.1	57.4	58.2	57.8	57.9	56.7
	Hourly Means	59.64	60.12	60.02	60.08	59.74	59.39	58.80	58.19	58.03	57.89	57.86	57.88
DECEMBER.	1	58.9	59.0	58.8	59.2	58.4	59.2	57.8	57.9	57.2	57.3	57.2	56.1
	2	58.9	58.6	59.5	59.3	59.4	58.7	58.4	58.3	58.1	58.1	58.0	57.8
	3	59.2	61.0	59.6	59.7	59.8	58.7	59.0	58.6	57.8	57.3	58.0	58.4
	4	59.8	59.2	59.7	59.9	59.0	59.3	59.5	58.7	57.1	57.4	57.4	56.6
	5	58.6	60.3	60.0	59.3	60.3	59.4	59.6	58.9	58.2	56.8	57.6	56.4
	6	—	—	—	—	—	—	—	—	—	—	—	—
	7	58.2	59.3	60.1	60.6	59.8	60.2	59.0	58.6	58.3	57.7	59.0	57.4
	8	60.4	61.0	62.0	61.6	61.6	60.5	59.6	60.1	60.2	59.6	59.6	58.3
	9	60.8	60.9	60.5	60.9	60.0	59.0	59.3	58.8	58.9	58.8	58.7	58.5
	10	59.2	60.0	59.1	59.4	59.5	58.8	58.7	58.2	57.5	57.8	57.4	58.0
	11	57.5	59.3	60.5	60.0	59.6	59.9	59.0	58.7	58.4	58.0	57.6	57.6
	12	59.2	60.7	60.5	61.0	61.4	60.3	61.2	60.3	60.2	59.9	60.1	60.1
	13	—	—	—	—	—	—	—	—	—	—	—	—
	14	59.5	60.6	61.2	60.2	60.9	60.3	58.7	59.1	57.7	58.0	58.8	58.3
	15	58.3	59.2	60.0	60.2	60.2	59.5	59.6	59.1	59.2	59.2	59.4	59.2
	16	60.9	60.3	60.4	59.9	60.5	59.5	59.2	59.2	59.0	59.2	58.9	59.2
	17	60.6	60.1	61.7	61.0	61.8	60.3	59.5	59.4	60.1	59.2	57.8	57.9
	18	58.5	59.9	59.8	60.5	60.1	58.7	58.4	60.4	58.1	58.4	58.3	58.4
	19	59.7	60.4	60.2	59.8	60.0	59.3	59.5	59.5	58.1	57.5	57.9	57.5
	20	—	—	—	—	—	—	—	—	—	—	—	—
	21	59.1	60.2	60.0	59.7	59.0	59.0	58.2	58.1	57.7	57.9	58.6	58.0
	22	59.4	59.2	60.8	59.4	59.6	60.8	59.7	57.6	57.6	58.3	58.8	58.3
	23	60.2	61.9	59.3	59.9	59.8	60.4	60.3	59.1	59.4	59.3	58.4	59.4
	24	60.0	61.0	60.8	60.7	60.7	60.2	59.1	59.3	59.7	59.0	58.8	58.4
	25	—	—	—	—	—	—	—	—	—	—	—	—
	26	—	—	—	—	—	—	—	—	—	—	—	—
	27	—	—	—	—	—	—	—	—	—	—	—	—
	28	58.7	59.1	59.6	60.5	61.0	60.5	59.9	59.0	59.0	58.1	59.5	57.3
	29	59.6	61.5	60.8	61.2	60.8	59.9	59.8	59.8	59.6	58.6	59.8	59.5
	30	60.8	61.4	60.4	60.8	61.3	61.0	60.8	60.7	60.3	60.2	60.2	60.5
	31	61.0	60.9	61.4	60.6	61.0	60.9	59.3	59.6	58.9	59.6	57.7	58.0
Hourly Means	59.48	60.20	60.27	60.21	60.22	59.77	59.32	59.08	58.65	58.42	58.54	58.20	

WET THERMOMETER.

12	13	14	15	16	17	18	19	20	21	22	23	Daily and Monthly Means.
11	12	13	14	15	16	17	18	19	20	21	22	
57.4	57.2	57.0	57.7	57.3	57.0	56.8	56.5	57.2	58.2	58.9	59.3	58.11
56.9	57.4	56.9	56.7	56.2	56.1	56.5	56.1	57.0	58.0	58.7	59.4	58.15
56.9	57.1	57.3	56.8	56.8	56.8	56.6	56.6	56.6	57.4	58.1	58.4	58.47
57.4	57.4	57.4	57.0	57.1	57.2	57.0	57.2	57.6	58.3	58.3	59.3	57.86
58.1	58.1	59.1	58.3	58.2	57.7	58.0	58.2	58.1	58.3	58.7	59.7	58.91
—	—	—	—	—	—	—	—	—	—	—	—	—
58.3	57.7	57.4	57.3	57.2	57.6	57.7	57.7	58.5	59.0	58.7	58.2	58.86
58.8	58.2	58.4	58.0	58.2	58.0	57.5	56.1	57.4	57.9	56.9	57.7	58.26
58.5	58.2	58.5	58.4	58.2	57.8	54.7	57.8	58.0	58.4	58.5	58.4	58.29
58.5	58.3	57.0	58.2	57.3	57.2	56.9	57.4	57.8	58.0	58.8	58.7	58.25
58.0	58.2	58.2	58.5	58.2	56.4	58.0	57.8	58.4	58.7	59.7	59.6	58.55
58.8	58.6	58.6	58.4	57.9	58.6	58.1	58.3	58.6	59.1	59.8	59.3	58.96
—	—	—	—	—	—	—	—	—	—	—	—	—
59.5	58.9	58.7	58.8	58.8	58.2	58.4	58.8	59.3	59.4	60.4	60.9	59.23
58.3	58.4	57.4	58.2	57.5	57.2	57.4	58.5	59.2	59.3	60.0	60.2	59.35
57.6	57.0	57.2	57.0	57.6	57.6	57.7	57.2	57.8	58.0	58.8	59.1	58.55
57.6	57.8	57.3	57.0	56.8	57.6	56.2	56.6	56.7	57.3	58.2	58.7	58.18
57.0	58.3	56.5	57.6	57.9	57.4	56.2	57.6	57.2	57.7	58.8	60.3	58.18
58.8	59.0	58.1	58.5	58.6	58.6	59.0	59.1	59.4	59.1	58.8	60.0	59.48
—	—	—	—	—	—	—	—	—	—	—	—	—
58.0	57.4	56.2	57.6	57.4	54.2	55.8	55.4	56.4	56.4	58.9	57.6	57.81
56.9	57.2	57.2	57.2	56.8	57.2	—	—	55.7	56.7	57.0	58.3	57.57
58.1	58.0	57.8	56.5	57.2	56.8	54.2	57.2	57.8	59.2	59.0	59.9	58.35
59.0	59.3	58.6	58.8	58.6	58.0	58.1	58.1	57.4	58.7	59.4	59.6	59.27
57.0	56.0	55.3	54.3	56.8	55.6	56.4	55.6	57.7	57.2	57.8	57.7	57.37
56.7	57.4	56.5	55.0	56.3	55.2	55.6	56.6	56.0	55.9	58.8	58.4	57.31
—	—	—	—	—	—	—	—	—	—	—	—	—
57.7	57.6	58.5	57.6	57.5	56.9	55.4	56.7	57.9	58.2	57.7	59.0	57.61
56.3	55.5	57.2	56.1	55.4	56.6	56.3	55.6	56.4	57.1	57.5	58.5	57.56
57.84	57.77	57.53	57.42	57.42	57.09	56.85	57.20	57.60	58.06	58.62	59.05	58.34
—	—	—	—	—	—	—	—	—	—	—	—	—
56.9	56.6	56.5	55.9	55.7	56.4	56.2	55.4	55.8	57.1	58.2	58.6	57.35
58.2	57.7	58.5	56.9	57.9	57.6	57.3	56.8	58.2	58.3	59.4	58.9	58.28
58.0	56.3	56.3	56.2	55.6	56.0	55.9	56.6	55.8	56.5	58.1	59.4	57.82
57.2	57.8	57.9	57.9	56.6	56.8	56.2	56.3	55.8	57.4	58.1	58.9	57.94
—	—	—	—	—	—	—	—	—	—	—	—	—
57.0	58.1	57.4	58.3	57.1	57.7	57.1 ^a	56.7	57.6	56.9	58.6	58.0	58.21
58.6	58.7	58.6	58.3	59.2	57.3	59.1	58.5	58.5	58.9	58.7	59.2	58.82
59.0	58.9	58.2	58.7	59.1	58.4	58.6	58.6	59.2	59.6	60.5	60.9	59.76
58.1	58.2	57.9	57.4	57.6	57.4	57.4	56.6	57.6	57.6	58.9	58.9	58.70
57.0	56.6	57.2	57.3	57.6	58.5	58.8	58.9	58.0	58.4	58.5	58.2	58.27
58.0	57.2	57.6	57.1	56.2	57.7	57.1	56.9	58.3	57.5	58.5	58.8	58.21
—	—	—	—	—	—	—	—	—	—	—	—	—
58.1	58.2	57.8	57.8	58.2	57.6	57.3	56.7	57.3	57.6	58.1	59.1	59.11
57.5	57.8	57.9	57.9	57.9	57.9	58.0	57.6	57.8	57.0	58.2	58.3	58.63
58.6	58.1	57.8	58.6	57.6	58.3	56.8	57.3	58.0	58.9	59.9	60.9	58.91
58.4	58.6	59.2	58.2	56.3	57.3	57.8	57.3	58.7	58.9	58.7	59.9	58.98
58.5	59.4	59.4	59.0	58.8	56.5	58.6	58.0	57.2	59.2	59.5	58.3	59.24
58.7	54.8	58.0	56.2	57.3	57.7	57.4	55.7	56.1	57.6	55.8	59.0	58.07
—	—	—	—	—	—	—	—	—	—	—	—	—
57.9	57.5	58.2	58.5	57.9	54.4	55.4	56.2	58.0	57.8	58.0	58.6	58.24
57.6	58.0	57.9	57.7	57.1	55.2	55.3	57.4	57.2	58.4	58.5	58.2	58.08
57.2	58.0	57.7	57.0	56.1	57.0	56.6	56.8	57.4	58.6	59.4	58.4	58.32
58.4	58.5	58.3	56.1	55.3	57.2	56.6	57.7	58.4	58.6	59.7	60.5	58.86
58.2	58.8	59.1	59.0	59.0	57.1	55.8	57.6	58.9	60.1	59.2	61.4	59.25
—	—	—	—	—	—	—	—	—	—	—	—	—
—	—	—	—	—	—	—	—	—	—	—	—	—
59.0	59.2	59.5	57.6	58.2	58.0	57.8	57.8	58.3	59.1	58.8	59.4	58.95
60.0	59.8	59.5	59.2	58.9	59.2	59.4	58.5	57.4	60.0	60.1	59.6	59.69
59.1	60.1	59.6	59.0	58.1	57.6	57.4	57.5	57.8	58.4	60.0	60.4	59.72
58.1	58.1	57.0	58.1	57.7	57.2	58.4	56.2	58.3	59.1	58.7	59.2	58.93
58.13	58.04	58.12	57.76	57.48	57.28	57.30	57.18	57.66	58.30	58.80	59.24	58.65

^a Omitted in the Means ; ten minutes late.

WET THERMOMETER.

Hours of Mean Göttingen Time.		0	1	2	3	4	5	6	7	8	9	10	11
Hours of Mean St. Helena Time.		23	0	1	2	3	4	5	6	7	8	9	10
JANUARY.	1	60.5	61.3	61.1	61.0	60.6	61.0	60.3	59.2	59.0	59.2	57.7	58.1
	2	61.8	60.9	62.8	62.0	62.1	62.0	61.4	60.6	61.1	60.1	59.9	60.1
	3	—	—	—	—	—	—	—	—	—	—	—	—
	4	60.1	61.0	62.4	59.7	59.4	60.0	59.9	59.2	59.5	59.0	59.1	59.0
	5	59.8	61.3	60.6	60.4	59.8	60.6	60.0	59.9	58.4	59.2	58.6	58.1
	6	60.4	60.2	61.4	61.2	60.4	61.2	61.2	60.2	60.6	59.5	59.7	59.5
	7	60.3	62.8	62.6	62.4	61.4	61.3	61.1	60.6	60.3	60.8	61.0	61.2
	8	58.2	61.3	62.0	62.6	61.2	61.2	60.0	60.3	60.1	59.3	59.5	59.8
	9	59.7	60.7	60.4	61.6	61.0	60.5	61.1	59.5	59.2	59.5	59.6	59.7
	10	—	—	—	—	—	—	—	—	—	—	—	—
	11	60.5	60.8	61.4	60.4	59.8	59.6	60.3	60.5	60.3	60.4	59.9	60.0
	12	62.8	63.7	62.8	62.3	62.6	62.2	61.6	60.6	60.8	60.6	58.5	61.3
	13	62.0	62.6	63.1	62.8	62.4	62.6	61.6	61.5	61.3	60.4	60.8	60.3
	14	63.6	62.7	62.8	63.0	62.4	62.3	62.2	61.6	60.9	60.7	60.8	59.9
	15	60.0	62.5	61.2	61.9	61.6	60.6	60.2	60.3	59.6	59.6	59.4	60.1
	16	61.3	61.6	62.2	61.4	61.0	60.4	61.0	60.0	59.9	60.3	60.6	60.1
	17	—	—	—	—	—	—	—	—	—	—	—	—
	18	63.3	62.1	62.4	62.9	62.4	61.8	61.0	60.3	60.1	60.1	59.5	59.4
	19	62.0	61.6	61.4	60.8	61.8	61.0	61.3	61.0	60.2	59.4	59.1	59.2
	20	61.4	62.0	63.5	62.2	61.2	62.9	59.3	61.1	61.4	61.0	61.0	61.0
	21	64.7	65.5	65.9	65.2	65.4	64.7	64.4	63.7	63.4	63.2	63.2	63.2
	22	63.9	63.8	63.6	62.4	63.6	63.2	63.3	62.6	62.7	61.8	62.6	62.2
	23	63.0	62.8	62.9	63.0	63.4	63.4	62.2	61.7	60.2	59.8	60.0	59.4
	24	—	—	—	—	—	—	—	—	—	—	—	—
	25	62.4	60.7	61.5	62.2	62.0	61.9	62.0	61.4	61.0	61.4	60.9	60.1
	26	62.6	63.4	63.2	63.9	62.5	63.0	61.9	61.1	61.0	61.3	61.6	61.4
	27	63.4	64.6	64.0	64.2	63.0	63.4	62.4	62.7	62.1	61.9	61.9	61.8
	28	62.4	62.6	62.8	64.6	64.4	61.8	62.2	61.1	62.0	61.9	61.8	61.0
	29	64.3	63.7	63.5	63.3	63.2	62.4	61.8	61.8	61.6	60.9	61.4	61.8
	30	63.2	63.6	62.6	62.1	63.4	63.4	63.0	62.4	62.0	62.0	62.2	62.0
	31	—	—	—	—	—	—	—	—	—	—	—	—
Hourly Means		61.83	62.30	62.47	62.29	62.00	61.86	61.41	60.96	60.72	60.51	60.40	60.37
FEBRUARY.	1	64.1	64.3	63.8	64.0	63.4	63.5	62.5	62.0	61.8	61.3	60.6	60.8
	2	63.1	63.2	63.0	63.6	63.9	63.8	62.8	62.2	61.4	61.9	62.2	61.2
	3	65.0	64.0	63.6	62.3	62.5	63.0	63.5	63.2	62.8	63.0	60.4	62.7
	4	62.4	63.2	61.9	62.5	62.9	64.4	62.2	62.3	63.0	62.8	62.6	61.5
	5	64.0	64.2	64.3	64.7	64.4	64.0	63.1	63.3	62.1	62.3	62.4	63.2
	6	63.0	63.5	63.7	64.0	63.9	63.2	63.4	63.3	63.2	63.2	63.0	62.3
	7	—	—	—	—	—	—	—	—	—	—	—	—
	8	62.8	63.6	64.6	64.3	64.1	64.0	63.5	62.9	62.8	63.3	63.0	62.6
	9	63.7	63.9	63.7	63.9	63.3	63.6	63.0	63.0	61.9	62.1	61.7	62.2
	10	62.9	63.5	64.4	63.7	63.6	63.5	62.9	62.3	62.2	61.9	61.6	62.0
	11	63.6	62.5	63.8	64.6	65.2	65.0	64.0	62.9	62.7	62.7	61.8	61.9
	12	64.5	65.0	64.5	65.1	64.5	64.2	64.1	63.8	64.2	62.7	62.8	63.0
	13	64.6	64.6	65.8	65.5	65.8	64.8	65.8	64.8	64.0	64.0	63.1	62.8
	14	—	—	—	—	—	—	—	—	—	—	—	—
	15	63.0	64.2	64.7	64.3	63.9	64.0	63.6	63.5	62.6	63.2	62.6	62.8
	16	63.5	64.6	64.5	65.1	63.9	63.7	63.9	63.4	63.8	62.6	59.8	60.1
	17	63.3	63.6	63.5	64.1	64.4	64.7	64.1	63.7	62.5	62.1	62.8	62.7
	18	65.2	66.0	63.8	63.5	63.6	63.8	64.4	64.8	63.5	63.5	63.7	63.8
	19	64.8	64.6	63.4	65.5	64.7	65.6	63.3	64.1	63.4	63.5	63.4	63.5
	20	65.6	65.8	66.9	66.2	66.6	66.0	66.5	64.4	64.2	64.2	64.7	65.1
	21	—	—	—	—	—	—	—	—	—	—	—	—
	22	65.8	65.7	65.6	66.0	65.7	65.6	64.7	64.2	64.6	64.6	64.6	64.1
	23	65.4	65.0	65.7	65.1	63.7	64.5	64.3	64.2	62.7	62.1	62.7	64.0
	24	65.0	65.6	66.4	66.7	66.5	66.4	66.3	65.6	65.0	65.6	65.8	65.6
	25	67.0	66.7	67.5	67.2	67.0	66.8	66.9	65.7	65.2	65.1	64.6	64.6
	26	65.8	65.7	66.5	66.8	66.2	66.2	65.7	65.2	65.2	65.3	65.5	64.8
	27	66.7	67.0	66.2	65.6	65.4	64.4	64.8	64.6	64.4	64.6	64.2	64.2
	28	—	—	—	—	—	—	—	—	—	—	—	—
Hourly Means		64.37	64.58	64.66	64.76	64.55	64.53	64.14	63.72	63.30	63.23	62.90	62.98

WET THERMOMETER.

12	13	14	15	16	17	18	19	20	21	22	23	Daily and Monthly Means.
11	12	13	14	15	16	17	18	19	20	21	22	
58.2	59.4	56.6	57.1	57.2	57.0	58.0	56.3	57.8	58.2	59.8	59.6	58.92
59.2	56.9	58.7	58.2	57.4	55.6	57.6	56.4	58.4	57.8	59.4	59.2	59.57
58.8	58.5	57.8	58.8	58.6	57.8	56.1	56.8	58.2	57.9	58.4	58.5	58.94
59.1	58.8	59.0	58.5	58.6	57.6	58.1	56.2	57.4	57.1	58.2	59.4	58.95
59.9	59.6	59.7	59.8	58.7	59.0	59.2	59.4	60.1	60.2	61.6	61.5	60.17
60.4	60.3	59.9	59.9	59.9	59.6	59.3	59.6	58.2	60.2	58.4	60.4	60.50
58.9	57.3	56.3	59.0	58.0	58.0	54.9	58.0	58.0	59.0	59.2	59.2	59.22
59.2	59.0	59.4	59.0	59.3	58.3	58.6	57.6	58.2	60.1	59.2	59.9	59.60
60.2	60.5	60.3	60.8	60.1	58.8	59.0	58.4	59.0	59.4	60.4	62.0	60.12
59.8	58.2	59.5	58.8	59.4	60.7	60.8	60.4	60.8	60.1	59.6	61.1	60.79
60.2	59.9	60.6	61.0	61.0	61.2	61.0	61.1	61.6	62.7	61.8	62.1	61.48
59.5	59.6	60.2	59.3	59.7	60.1	60.0	60.0	60.7	61.9	62.3	62.7	61.20
59.6	59.9	59.7	59.1	58.4	59.0	59.6	59.1	59.8	60.6	62.0	61.2	60.21
61.5	60.4	60.6	60.0	60.3	60.1	60.3	59.7	59.0	60.3	61.1	61.8	60.62
59.2	59.1	59.1	60.1	58.3	59.1	59.0	58.6	59.3	58.2	60.2	60.6	60.25
60.0	59.5	58.4	57.0	56.1	58.4	57.2	57.2	57.4	59.9	61.0	61.7	59.69
61.3	61.6	61.7	61.8	60.3	60.2	61.0	60.7	62.2	63.3	63.2	64.0	61.64
62.4	62.6	62.4	62.6	62.3	61.6	61.8	61.8	62.0	62.3	61.8	63.3	63.31
62.0	61.4	60.4	61.0	61.6	60.8	61.3	60.5	61.2	61.2	62.0	62.0	62.13
61.4	58.9	60.2	59.5	60.8	59.0	59.6	60.2	60.4	59.6	61.8	60.3	60.98
61.0	61.3	61.2	60.2	59.9	60.5	59.8	59.9	60.2	60.2	61.2	61.6	61.02
61.9	61.5	61.1	60.8	60.9	60.1	60.5	60.3	61.1	61.7	62.7	63.0	61.77
61.6	61.8	61.7	59.2	60.7	61.1	61.3	61.3	60.9	61.4	62.3	64.0	62.20
61.9	61.7	61.7	60.1	61.4	58.6	59.6	59.1	59.7	60.1	62.0	63.8	61.60
61.4	61.4	61.8	61.1	60.9	60.2	59.6	60.0	60.3	61.8	62.4	62.4	61.79
61.5	61.1	60.8	61.2	61.2	61.0	60.9	61.6	62.0	62.9	63.3	63.9	62.22
60.39	60.01	59.95	59.77	59.65	59.36	59.39	59.24	59.77	60.31	60.97	61.51	60.73
60.5	60.3	60.4	59.7	60.4	61.0	59.5	60.4	61.4	60.7	61.7	61.5	61.65
61.8	60.4	60.8	60.7	60.8	60.8	61.2	61.2	62.0	63.0	61.5	63.7	62.09
62.0	61.3	62.0	62.1	61.8	61.8	61.4	61.7	60.5	62.3	62.1	61.9	62.37
63.1	63.0	62.6	62.0	62.9	61.8	62.0	61.7	62.0	62.2	63.9	64.3	62.63
63.2	63.0	62.8	62.0	62.5	62.4	61.9	62.4	61.8	60.8	61.4	62.2	62.85
60.4	61.0	61.5	60.0	60.1	61.4	61.4	61.4	59.5	61.0	62.0	61.9	62.14
62.7	62.6	62.4	62.3	62.0	61.6	61.8	61.4	61.1	61.9	62.3	62.2	62.74
61.3	61.5	61.5	60.7	60.5	60.7	60.8	61.4	61.4	61.6	62.0	62.7	62.17
61.3	61.6	61.0	61.2	61.7	61.4	61.4	60.4	61.1	60.6	62.3	62.2	62.07
61.5	61.5	61.6	60.8	61.2	61.2	61.5	61.9	62.0	62.4	62.3	63.8	62.60
62.6	62.3	61.9	61.4	60.9	61.4	62.4	60.8	62.4	63.2	63.9	64.5	63.17
63.7	63.4	62.8	62.8	63.3	63.2	62.8	63.3	63.2	64.1	63.6	63.6	63.97
62.4	62.7	62.4	62.2	62.5	62.0	62.5	62.6	62.8	62.9	63.6	64.1	63.13
60.9	62.1	62.4	62.0	62.0	62.8	62.9	63.0	63.3	63.7	64.7	63.3	63.00
61.9	62.1	62.0	62.2	62.7	62.1	62.2	62.6	63.1	63.1	63.9	64.3	63.07
63.4	63.3	63.1	63.4	62.6	63.3	63.4	63.4	63.9	65.2	64.9	65.2	63.95
63.6	63.4	63.3	64.4	64.1	64.4	63.3	64.9	64.5	64.3	65.2	63.6	64.12
65.4	64.6	64.6	64.5	64.8	64.2	63.9	64.2	64.8	65.2	64.8	65.2	65.10
65.0	63.4	63.1	63.2	61.9	63.1	63.0	63.0	60.8	63.8	62.4	63.9	64.07
63.5	63.3	63.4	63.5	63.7	62.8	63.0	62.6	62.0	63.6	63.6	65.0	63.72
64.9	65.2	65.2	65.4	64.9	64.9	65.2	63.6	65.6	65.6	66.6	66.9	65.60
64.4	64.4	64.0	64.0	63.8	63.7	64.2	64.0	64.0	64.2	64.8	66.2	65.25
64.2	64.8	63.8	63.4	64.1	63.8	63.9	64.4	64.1	64.3	65.3	66.0	65.04
64.4	64.2	63.6	63.8	64.4	63.4	63.8	62.6	62.4	63.8	65.6	64.8	64.54
62.84	62.72	62.59	62.40	62.48	62.47	62.43	62.48	62.47	63.06	63.52	63.87	63.38

WET THERMOMETER.													
Hours of Mean Göttingen Time.	0	1	2	3	4	5	6	7	8	9	10	11	
Hours of Mean St. Helena Time.	23	0	1	2	3	4	5	6	7	8	9	10	
MARCH.	1	65°2	65°0	64°9	66°2	64°6	65°5	65°0	65°2	64°9	64°7	64°6	64°5
	2	66°9	65°6	65°4	65°7	66°1	65°8	65°3	65°3	64°3	64°4	65°3	64°7
	3	66°6	66°9	66°4	66°6	66°7	65°4	66°1	65°8	65°1	65°5	65°2	65°0
	4	66°5	66°8	65°9	66°1	66°4	66°3	65°9	65°4	65°3	65°4	65°2	65°7
	5	66°7	66°7	66°5	66°4	66°5	66°3	66°3	66°3	66°0	66°0	65°0	65°6
	6	66°4	65°9	66°4	66°3	66°5	66°2	65°6	65°4	65°4	65°4	64°6	65°6
	7	—	—	—	—	—	—	—	—	—	—	—	—
	8	63°5	64°4	63°6	64°4	64°4	64°4	64°4	64°0	63°8	63°9	64°4	63°6
	9	65°8	66°8	66°3	66°3	66°0 ^a	65°3	65°2	65°0	64°2	64°6	63°9	64°6
	10	67°4	67°3	68°5	67°9	67°2	67°0	66°2	66°0	66°0	65°7	64°8	64°7
	11	65°5	66°4	66°0	66°0	65°5	65°5	65°5	65°5	65°3	65°2	63°6	64°0
	12	65°6	65°2	65°4	65°7	65°3	65°6	65°6	65°2	64°2	64°2	63°8	63°0
	13	65°2	65°6	64°8	65°2	66°0	64°4	64°6	64°2	64°0	63°7	64°6	64°0
	14	—	—	—	—	—	—	—	—	—	—	—	—
	15	63°9	64°7	64°8	64°3	63°8	63°7	64°6	64°6	63°0	62°4	62°7	62°5
	16	63°5	63°9	65°8	65°3	64°2	63°8	63°0	63°9	63°9	63°2	62°8	63°9
	17	63°6	64°8	64°2	63°9	64°4	62°6	63°5	62°8	62°5	63°0	63°2	63°8
	18	64°8	65°7	65°6	64°8	64°8	64°4	62°6	63°0	63°1	63°1	63°3	62°5
	19	64°3	64°7	65°9	64°6	65°4	64°7	63°9	63°0	63°0	63°0	62°2	62°8
	20	63°9	63°3	64°6	64°3	64°0	64°2	63°8	62°9	62°9	63°2	62°3	62°8
	21	—	—	—	—	—	—	—	—	—	—	—	—
	22	64°4	64°1	65°0	65°1	64°6	64°6	64°8	64°3	63°9	63°8	64°2	64°2
	23	66°0	66°0	67°0	66°1	65°9	65°6	65°4	65°6	65°4	65°0	64°8	65°3
	24	66°0	66°4	66°3	66°7	66°3	66°3	65°4	66°0	65°8	65°2	64°7	64°4
	25	67°0	68°2	68°2	68°2	68°6	67°5	67°7	65°9	65°7	66°1	65°8	65°5
	26	67°0	68°7	68°4	69°8	68°4	68°3	67°5	67°0	65°4	65°8	66°0	65°9
	27	67°0	67°5	67°7	69°0	67°4	67°1	66°0	65°6	65°0	64°5	64°4	63°8
	28	—	—	—	—	—	—	—	—	—	—	—	—
	29	64°4	65°3	65°8	66°5	65°4	64°6	64°6	64°1	64°4	64°3	64°4	63°6
	30	67°9	69°2	67°8	68°6	67°9	68°3	67°2	67°4	66°5	65°7	65°2	65°3
	31	66°7	66°1	67°1	66°8	66°1	65°4	65°5	65°3	64°1	63°3	64°1	63°5
Hourly Means	65°62	65°97	66°09	66°18	65°88	65°51	65°27	64°99	64°56	64°46	64°26	64°25	
APRIL.	1	62°6	64°2	64°7	65°4	64°9	64°5	64°2	62°8	62°5	62°0	62°2	62°6
	2	—	—	—	—	—	—	—	—	—	—	—	—
	3	64°7	64°6	64°0	65°2	65°4	65°6	65°0	62°9	64°5	64°1	64°9	64°4
	4	—	—	—	—	—	—	—	—	—	—	—	—
	5	66°1	67°8	67°0	66°2	68°3	66°4	66°2	65°6	64°8	64°6	64°2	64°6
	6	65°6	65°3	65°4	64°9	64°7	64°5	63°5	62°8	61°8	61°6	62°4	61°7
	7	63°2	63°8	64°6	64°3	64°8	63°3	63°8	62°6	62°3	62°4	63°2	63°1
	8	64°3	64°1	63°0	64°4	64°3	63°7	64°3	64°7	64°3	64°7	63°6	64°0
	9	65°4	65°6	66°3	65°6	66°2	66°4	65°7	66°3	65°6	65°3	65°1	65°2
	10	65°5	65°8	65°7	65°9	65°4	65°6	65°4	65°1	63°9	64°7	64°8	63°8
	11	—	—	—	—	—	—	—	—	—	—	—	—
	12	61°4	62°7	63°5	61°4	63°3	63°0	62°2	61°6	62°9	62°5	61°5	61°3
	13	63°0	63°8	63°2	63°5	62°2	63°5	62°4	62°3	62°1	63°1	59°3	62°1
	14	62°6	63°6	63°4	64°0	64°1	62°9	62°8	61°2	62°6	62°7	62°3	62°3
	15	63°0	64°8	64°5	65°1	63°6	63°6	63°5	63°2	62°6	63°3	63°5	63°3
	16	63°8	64°3	63°9	67°6	63°4	62°4	62°8	63°1	62°2	61°8	62°5	62°2
	17	62°6	63°7	61°7	61°8	62°0	62°4	61°4	61°0	61°4	60°6	60°1	59°7
	18	—	—	—	—	—	—	—	—	—	—	—	—
	19	62°5	62°7	61°8	62°4	62°6	61°9	62°5	61°2	61°3	60°8	60°8	60°6
	20	62°5	63°8	63°0	62°5	62°5	63°9	62°7	63°4	62°1	62°2	63°4	62°4
	21	63°2	63°1	64°1	64°4	64°0	63°4	63°7	62°2	62°6	62°6	62°2	62°6
	22	64°8	64°6	64°0	64°3	63°7	63°0	62°6	61°6	62°5	62°5	62°7	62°5
	23	60°4	60°1	61°4	62°4	64°2	65°4	63°5	62°6	61°6	61°6	61°4	60°7
	24	65°5	64°7	65°2	66°3	65°0	62°4	61°7	60°0	60°2	59°6	60°5	60°0
	25	—	—	—	—	—	—	—	—	—	—	—	—
	26	64°1	65°4	66°8	66°5	66°1	64°6	63°7	62°0	61°5	61°1	61°1	61°3
	27	66°3	66°8	66°2	65°5	65°4	65°4	63°5	63°0	63°2	63°0	62°8	63°3
	28	64°7	65°5	65°5	66°1	65°1	65°4	65°0	63°4	65°5	61°9	62°2	62°5
	29	63°2	62°9	64°8	65°4	65°4	64°6	63°9	63°6	63°0	62°6	62°6	62°7
	30	66°4 ^c	65°4	64°2	65°7	65°5	65°8	65°4	64°1	63°9	62°7	62°3	62°2
Hourly Means	63°90	64°36	64°32	64°55	64°48	64°14	63°66	62°89	62°84	62°56	62°46	62°44	

^a Seven minutes late.

^b Good Friday.

^c Four minutes late; omitted in the Means.

WET THERMOMETER.

12	13	14	15	16	17	18	19	20	21	22	23	Daily and Monthly Means.
11	12	13	14	15	16	17	18	19	20	21	22	
64.5	64.1	63.5	64.4	63.9	65.2	64.0	63.6	63.8	64.0	65.4	66.2	64.70
64.4	64.9	65.6	65.3	65.2	65.1	64.7	64.7	65.2	65.8	66.2	66.2	65.34
65.2	65.3	63.9	64.5	63.7	64.4	64.5	64.2	64.9	65.2	66.2	66.4	65.40
65.4	65.0	64.8	64.8	65.4	65.4	64.2	65.1	65.0	65.5	66.2	66.3	65.58
65.3	65.6	64.9	64.9	64.2	63.9	63.5	63.7	63.3	64.1	64.8	65.1	65.32
—	—	—	—	—	—	—	—	—	—	—	—	64.08
62.4	62.3	62.2	62.7	61.9	61.5	62.5	62.1	62.9	62.2	62.8	62.8	64.06
63.1	63.1	62.9	64.6	63.8	63.9	63.8	63.7	64.2	64.6	64.5	66.0	65.13
64.8	65.6	64.6	64.4	64.2	64.4	64.4	64.5	65.1	65.2	66.6	66.3	65.60
64.0	64.4	64.5	64.1	64.2	64.1	64.7	65.2	64.6	64.5	65.3	66.1	64.55
63.5	63.7	63.8	64.2	63.3	63.3	63.9	63.8	63.8	63.3	63.9	64.7	64.00
63.6	63.4	62.9	62.4	62.4	63.2	62.0	63.7	63.5	61.8	63.6	64.7	63.83
—	—	—	—	—	—	—	—	—	—	—	—	62.87
63.8	63.8	63.0	62.4	62.2	63.0	62.5	62.2	62.6	62.5	63.5	64.2	63.34
63.5	62.6	62.5	62.5	62.0	62.4	62.2	59.9	60.8	61.3	61.5	62.6	63.36
63.7	62.7	63.0	63.5	62.4	61.7	60.5	61.9	63.0	62.8	63.8	64.0	63.25
63.3	62.8	63.3	62.5	62.8	63.3	63.3	62.7	62.6	63.6	63.9	64.3	63.12
62.8	62.7	61.8	62.2	62.2	62.0	62.6	60.5	62.1	62.9	64.3	64.3	63.31
62.6	62.1	61.4	61.9	62.7	61.9	62.2	62.3	61.5	63.3	61.5	64.1	64.95
—	—	—	—	—	—	—	—	—	—	—	—	65.24
63.0	63.0	62.7	63.0	62.4	62.9	62.5	62.2	62.9	63.5	64.3	64.8	65.38
64.2	65.0	65.1	65.5	65.6	65.5	65.7	65.6	65.6	65.8	66.2	66.1	66.30
65.4	65.1	64.4	64.2	64.2	64.2	64.4	64.5	64.8	65.1	65.6	65.7	66.68
64.6	64.3	64.5	64.4	64.4	64.6	64.1	64.5	65.3	65.3	66.3	66.4	64.62
65.6	65.6	65.8	65.2	64.6	65.2	64.4	64.6	65.4	65.8	66.3	68.2	64.82
65.8	66.3	66.0	65.3	64.7	65.6	66.1	66.0	65.8	66.4	66.7	67.4	66.30
—	—	—	—	—	—	—	—	—	—	—	—	63.98
63.3	63.2	63.4	63.0	62.6	62.6	62.4	62.0	62.8	63.7	63.6	63.4	64.82
65.6	64.9	64.4	63.9	63.4	64.0	64.8	64.8	64.6	64.2	65.9	67.7	66.30
64.8	65.8	65.8	65.9	65.5	65.4	65.0	64.6	64.0	64.8	66.1	66.4	62.7
62.8	62.8	62.7	62.2	62.5	62.7	62.4	62.2	62.0	62.8	63.8	62.7	64.63
64.11	64.08	63.83	63.85	63.57	63.76	63.60	63.51	63.78	64.07	64.77	65.30	64.63
62.2	62.3	61.7	61.0	62.3	61.6	61.0	60.7	60.6	60.9	62.2	62.9	62.58
—	—	—	—	—	—	—	—	—	—	—	—	64.13
62.9	62.9	63.1	61.8	63.6	62.6	62.6	64.3	64.4	64.0	65.6	66.1	65.27
64.5	64.6	65.2	64.7	64.3	63.8	64.0	64.2	64.5	64.6	65.0	65.4	62.70
61.8	60.6	61.3	62.1	61.1	59.8	59.6	60.7	61.8	64.2	63.8	63.8	62.68
62.4	59.5	61.4	62.0	62.5	61.2	61.5	61.7	62.5	61.4	63.0	63.8	64.02
63.9	64.1	63.2	63.6	63.6	63.6	62.4	63.8	63.4	64.8	65.2	65.4	65.43
64.6	65.2	65.2	65.2	65.7	65.4	65.2	64.8	64.7	65.1	65.0	65.5	63.24
—	—	—	—	—	—	—	—	—	—	—	—	61.78
61.4	61.4	61.5	62.3	61.5	60.7	61.1	60.4	60.7	59.9	62.7	62.6	61.75
60.7	62.4	61.8	58.4	60.2	60.8	60.9	61.3	61.3	61.9	62.3	63.5	62.34
59.9	59.7	61.5	61.7	60.9	61.2	59.5	61.6	60.4	61.5	60.6	63.1	62.98
61.9	62.4	61.5	61.1	60.9	61.1	61.0	61.1	61.8	62.2	63.0	63.7	62.11
63.2	63.1	63.1	62.7	63.1	63.1	61.8	60.5	59.9	61.9	62.3	62.8	61.53
61.6	61.1	61.0	61.0	61.5	61.6	59.6	59.6	60.8	62.3	62.6	63.4	61.62
—	—	—	—	—	—	—	—	—	—	—	—	62.44
61.9	61.2	61.3	61.4	60.9	61.2	60.8	61.4	61.8	62.0	61.9	62.5	62.68
60.7	60.6	61.3	62.1	62.1	62.5	62.4	60.7	59.6	61.8	61.0	63.0	62.44
62.2	60.4	61.2	61.0	62.0	62.2	62.4	62.1	61.4	62.4	63.6	63.3	62.88
62.3	62.8	62.4	62.2	62.8	61.9	61.7	62.0	61.6	61.2	61.2	64.2	62.44
62.1	62.2	62.4	61.8	61.6	62.2	61.4	60.8	60.6	61.2	62.0	61.5	61.63
60.2	60.7	61.4	61.4	61.7	61.6	60.8	60.4	60.8	61.6	61.2	62.1	61.84
—	—	—	—	—	—	—	—	—	—	—	—	62.79
61.1	61.5	61.0	61.7	61.3	59.2	60.6	60.4	60.4	60.3	62.0	63.6	63.42
61.7	61.2	61.5	61.5	62.1	62.2	60.6	60.3	60.7	62.9	63.6	64.4	63.42
63.3	62.6	61.4	60.8	61.5	61.5	61.6	61.7	62.4	63.1	64.2	63.7	63.06
62.4	62.3	62.2	62.2	62.1	62.1	62.1	62.1	62.1	62.8	63.5	63.5	63.90
62.8	62.7	62.5	62.3	62.4	61.7	61.6	61.3	62.2	62.7	62.7	63.9	62.87
62.8	62.8	62.5	61.9	62.8	62.8	62.7	63.2	63.7	64.7	64.5	65.5	62.87
62.18	62.01	62.10	61.92	62.18	61.90	61.56	61.64	61.76	62.46	62.99	63.72	62.87

WET THERMOMETER.													
Hours of Mean Göttingen Time.	0	1	2	3	4	5	6	7	8	9	10	11.	
Hours of Mean St. Helena Time.	23	0	1	2	3	4	5	6	7	8	9	10	
MAY.	1	65°0	64°1	61°3	64°4	64°4	64°2	63°7	62°4	62°2	62°1	61°8	61°6
	2	—	—	—	—	—	—	—	—	—	—	—	—
	3	61°9	62°6	63°5	62°8	62°2	63°3	62°1	61°8	61°9	61°8	61°3	60°2
	4	59°7	58°3	59°6	59°9	58°6	59°0 ^a	59°2	59°6	59°8	59°9	58°5	59°3
	5	60°7	61°8	61°3	61°7	61°1	61°6	60°2	60°9	60°3	59°6	59°6	59°8
	6	60°5	59°5	62°4	62°2	62°3	61°3	60°3	59°3	59°4	60°5	59°7	59°3
	7	61°8 ^b	60°7	61°2	62°4	61°9	61°2	61°4	60°4	60°3	60°8	60°7	61°0
	8	61°5	60°8	60°9	61°4	61°1	60°4	59°7	58°9	58°8	59°2	58°9	59°2
	9	—	—	—	—	—	—	—	—	—	—	—	—
	10	61°7	61°0	61°0	62°6	61°2	61°4	61°0	60°5	60°0	59°1	59°2	59°6
	11	62°6	63°5	63°3	64°3	64°0	64°3	61°5	60°2	59°7	59°6	59°0	59°6
	12	63°8	64°6	62°8	62°6	63°0	62°0	61°4	60°1	60°0	59°9	59°2	59°9
	13	60°9	62°9	61°8	63°2	62°4	61°4	60°8	60°6	61°3	61°3	62°7	62°5
	14	60°0	60°0	60°0	60°6	60°6	60°0	59°5	59°3	58°7	60°4	60°6	60°3
	15	60°2	60°9	60°5	60°3	61°1 ^c	60°0	59°5	58°6	58°6	59°4	60°3	60°7
	16	—	—	—	—	—	—	—	—	—	—	—	—
	17	62°4	62°1	63°0	63°4	62°8	62°2	61°9	62°3	62°3	60°7	59°4	59°2
	18	61°8	62°5	63°1	63°6	63°0	62°4	62°7	60°3	60°9	60°3	60°2	60°5
	19	64°3	63°9	64°3	65°5	64°5	64°2	63°2	62°4	62°3	62°3	62°0	62°5
	20	61°9	62°5	62°9	62°4	62°9	62°4	61°0	59°2	58°2	56°3	56°8	55°8
	21	61°8	61°7	61°8	61°4	61°5	60°2	59°5	59°1	60°2	60°5	60°1	59°6
	22	63°2	63°7	63°2	62°5	63°1	62°4	61°9	61°7	61°6	62°3	60°2	62°5
	23	—	—	—	—	—	—	—	—	—	—	—	—
	24	62°9	63°2	62°6	61°6	61°9	62°1	60°8	59°8	59°6	61°0	61°6	58°5
	25	63°0	63°1	63°4	63°5	63°6	62°7	62°2	61°8	61°2	60°8	60°9	61°2
	26	63°3	64°0	64°6	63°0	64°0	62°9	62°0	61°7	62°0	62°0	61°4	61°8
	27	62°0	61°0	61°5	61°0	60°8	61°0	60°2	60°5	60°2	59°1	58°6	58°8
	28	62°0	62°3	61°9	60°8	60°0	59°4	58°4	57°6	58°6	58°6	58°8	58°3
	29	58°4	58°6	58°0	57°3	58°7	56°3	54°6	55°2	56°5	56°3	55°1	55°3
	30	—	—	—	—	—	—	—	—	—	—	—	—
	31	61°5	61°9	61°4	61°6	60°5	61°0	59°8	59°4	59°6	59°5	59°6	59°6
Hourly Means	61°88	61°97	61°97	62°15	61°97	61°61	60°71	60°14	60°16	60°13	59°85	59°87	
JUNE.	1	61°8	62°7	63°4	62°4	62°4	62°0	59°7	60°2	59°3	59°6	60°5	61°2
	2	61°7	60°6	63°0	61°8	61°5	62°0	61°9	61°4	61°8	60°7	60°5	60°8
	3	62°1	62°0	61°2	61°4	61°6	60°5	60°9	60°7	61°2	60°5	59°5	60°5
	4	60°6	62°5	61°1	60°4	60°5	61°0	59°7	61°2	60°2	59°1	60°4	60°4
	5	58°8	59°9	60°0	59°9	59°8	60°5	58°7	58°2	58°3	58°1	58°4	58°2
	6	—	—	—	—	—	—	—	—	—	—	—	—
	7	60°8	60°7	60°2	59°8	60°4	59°6	58°5	58°7	58°7	58°9	58°6	58°9
	8	60°3	59°2	59°6	57°5	59°9	60°0	58°6	58°7	57°8	57°7	56°8	57°9
	9	62°4	61°6	62°4	63°4	61°6	61°3	60°1	60°1	58°6	58°8	59°2	59°4
	10	60°9	61°4	62°9	61°9	61°3	61°2	60°0	59°3	57°0	57°4	55°4	55°4
	11	59°4	60°1	60°1	61°0	61°3	60°8	60°7	60°5	61°1	60°8	60°8	60°1
	12	60°2	60°7	60°8	60°8	60°4 ^d	59°7	59°4	59°1	58°2	58°6	59°2	59°3
	13	—	—	—	—	—	—	—	—	—	—	—	—
	14	59°8	60°3	59°2	59°3	59°5	58°8	58°4	58°1	58°9	58°5	58°8	58°7
	15	58°6	59°1	57°6	58°8	58°5	58°0	57°9	57°7	57°5	57°7	57°7	57°1
	16	59°9	60°5	60°5	60°2	59°6	59°3	59°2	59°0	57°8	58°4	58°3	57°5
	17	57°8	58°5	60°0	60°2	59°0	58°8	58°2	57°8	57°7	57°2	54°5	56°3
	18	57°5	58°1	58°0	57°8	57°4	58°2	57°1	57°8	57°3	56°4	55°2	56°2
	19	57°4	58°5	58°7	58°7	58°7	57°9	58°5	58°0	57°2	56°7	56°8	57°7
	20	—	—	—	—	—	—	—	—	—	—	—	—
	21	60°5	60°8	61°5	60°6	60°7	60°7	59°5	59°5	59°6	59°6	59°9	59°6
	22	60°1	59°9	60°0	60°4	59°6	59°9	58°8	58°5	58°3	58°6	57°5	58°1
	23	56°8	58°1	58°4	58°5	57°6	56°8	57°1	56°7	56°6	55°4	57°0	56°5
	24	58°1	58°3	57°8	57°9	58°2	57°5	55°9	56°6	55°9	57°0	57°6	55°6
	25	57°1	57°4	58°3	57°8	58°3	58°2	57°4	56°6	57°0	56°6	56°3	55°6
	26	58°8	58°4	58°7	59°0	57°9	57°3	57°2	57°2	57°5	58°0	57°4	55°2
	27	—	—	—	—	—	—	—	—	—	—	—	—
	28	59°2	58°5	59°8	59°3	60°0	58°9	58°3	57°8	57°7	56°9	57°1	56°3
	29	60°0	60°3	60°8	60°5	60°8	61°3	60°3	59°8	59°4	59°3	59°2	58°8
	30	59°4	59°5	59°0	59°8	59°9	60°3	59°8	59°3	59°0	58°6	58°5	58°1
Hourly Means	59°62	59°91	60°12	59°97	59°86	59°63	58°92	58°79	58°45	58°27	58°12	58°05	

^a Seven minutes late.

^b Five minutes late.

^c Three minutes and a half late.

^d Four minutes late.

WET THERMOMETER.

12	13	14	15	16	17	18	19	20	21	22	23	Daily and Monthly Means.
11	12	13	14	15	16	17	18	19	20	21	22	
60.2	59.0	59.0	60.4	60.8	60.5	60.2	59.4	61.2	59.5	61.4	61.3	61.67
60.5	60.7	60.8	60.4	60.2	60.0	59.1	58.9	58.1	58.4	59.2	59.5	60.88
57.7	57.6	58.1	58.2	59.0	60.4	58.4	57.4	58.5	58.0	58.7	60.2	58.90
58.9	58.4	59.7	57.6	57.2	59.8	60.6	60.4	59.2	59.8	60.7	60.1	60.04
59.9	59.8	58.7	57.0	57.7	57.0	56.2	56.8	57.3	58.0	59.4	61.8	59.43
61.0	62.0	61.5	61.2	60.8	60.0	60.1	60.5	60.2	59.9	61.2	60.6	60.95
61.3	61.1	58.7	58.6	58.9	59.3	59.2	58.6	58.6	60.5	61.2	62.1	59.95
59.4	59.7	59.4	60.2	60.2	60.2	59.9	58.8	59.5	59.6	60.2	62.0	60.31
58.4	59.0	60.0	60.5	61.2	61.2	61.0	61.2	61.2	61.9	62.7	62.1	61.33
58.2	59.9	61.1	60.0	60.0	59.8	59.8	58.2	58.4	58.9	60.6	60.3	60.60
62.6	62.1	62.2	62.3	61.9	61.9	60.8	60.7	59.8	59.7	60.3	60.1	61.51
58.7	58.4	59.9	58.6	60.2	59.3	58.3	57.9	58.2	57.2	57.6	59.0	59.30
59.7	59.8	60.1	60.7	59.1	57.6	58.6	59.4	58.1	59.3	62.3	61.3	59.84
59.1	59.8	59.4	59.3	59.5	60.3	59.8	60.3	60.4	61.2	61.9	62.1	61.03
60.6	60.5	60.5	61.1	60.7	60.6	59.8	58.8	59.4	60.6	62.7	63.2	61.24
61.9	60.5	60.5	59.9	59.8	59.4	58.4	59.6	61.2	62.2	62.2	62.0	62.04
56.3	56.4	57.4	57.7	59.3	59.8	59.7	60.2	60.2	60.5	60.6	61.5	59.66
60.0	60.6	59.6	60.6	60.8	60.6	60.0	59.0	59.5	60.2	61.8	62.6	60.53
62.6	61.3	62.2	62.0	62.5	62.2	62.0	61.8	61.6	62.0	62.2	62.2	62.20
59.0	60.3	60.3	60.4	60.4	60.8	59.8	61.0	60.7	60.9	62.0	62.0	60.97
61.6	61.0	61.3	60.7	59.8	60.0	59.5	59.4	59.8	61.4	61.8	63.4	61.55
61.2	61.3	60.9	60.7	60.6	60.6	60.4	60.5	60.6	60.8	62.1	61.2	61.82
59.0	58.6	58.8	58.0	58.2	58.8	58.9	59.4	59.6	60.4	62.2	62.3	59.95
57.2	55.6	55.0	54.6	54.7	53.9	56.0	55.9	54.5	56.8	57.2	55.4	57.65
59.0	57.5	56.7	56.2	55.5	56.4	58.0	58.2	57.6	58.1	60.6	61.2	57.30
59.4	60.2	59.8	58.6	59.8	59.6	59.6	59.5	59.4	60.6	60.0	60.0	60.08
59.75	59.66	59.68	59.44	59.57	59.62	59.39	59.30	59.34	59.86	60.88	61.13	60.41
61.3	61.0	60.4	58.7	60.1	59.6	59.4	57.8	59.5	60.4	60.3	61.2	60.62
60.5	60.8	60.5	61.1	61.2	60.1	60.6	60.8	57.8	60.4	60.0	61.3	60.99
60.4	59.5	60.8	57.3	59.6	56.6	57.6	59.0	59.4	59.0	60.6	60.4	60.10
60.1	59.0	58.7	60.6	59.5	58.8	58.3	60.1	59.0	59.5	59.8	59.2	59.99
58.6	59.0	58.3	58.5	59.4	59.2	59.2	59.2	59.2	58.9	59.8	59.9	59.08
57.6	57.9	57.9	57.4	57.7	56.7	56.8	57.6	57.8	58.1	59.1	58.5	58.62
58.4	57.6	57.7	57.5	56.2	55.5	58.3	58.4	59.3	59.4	59.8	60.9	58.46
57.6	57.8	57.7	58.6	58.8	58.7	59.2	58.5	58.7	59.5	60.9	61.1	59.83
55.3	56.1	55.2	54.7	55.7	55.9	55.8	54.6	56.6	58.0	58.7	59.2	57.91
60.6	60.3	60.1	59.5	59.6	59.8	59.7	59.6	59.6	59.3	60.4	60.6	60.24
58.0	57.0	56.8	57.1	58.1	57.6	56.9	56.9	57.7	58.3	58.6	59.6	58.71
58.3	57.5	58.2	57.7	58.2	57.6	57.7	56.9	57.0	57.3	59.2	58.5	58.43
57.9	57.6	57.0	57.5	57.7	58.1	58.0	58.0	58.2	58.4	58.2	58.7	57.98
58.5	58.1	57.6	57.3	57.5	57.2	57.1	56.5	57.1	56.5	58.4	57.6	58.32
57.5	56.8	56.5	55.9	56.2	56.7	55.7	56.3	54.8	55.9	56.5	57.8	57.19
55.8	55.3	55.2	55.2	54.6	56.2	56.3	56.5	56.3	57.0	58.0	58.3	56.74
58.2	58.2	58.7	58.9	57.8	57.5	58.6	58.5	58.7	59.3	59.6	59.9	58.28
59.7	60.0	59.5	59.5	59.1	59.1	58.4	58.0	58.9	59.2	59.7	60.2	59.74
57.0	57.5	56.7	56.0	56.0	56.6	55.7	55.3	56.4	54.9	54.6	56.2	57.61
57.2	55.1	56.8	56.3	55.7	56.7	55.5	56.4	56.7	56.5	56.1	56.2	56.70
55.3	56.1	55.2	54.0	55.0	55.1	56.1	56.0	56.5	56.9	57.6	56.5	56.53
55.9	56.5	56.7	57.1	56.8	55.8	56.3	56.6	55.6	56.8	57.3	58.7	56.95
57.7	57.3	57.4	56.6	56.9	55.4	56.2	56.1	56.8	57.1	58.7	58.4	57.38
56.4	56.3	57.2	57.7	58.0	58.4	58.4	58.3	58.4	58.4	59.2	59.8	58.18
58.7	58.8	58.2	58.6	58.4	58.2	57.8	57.9	58.2	57.8	58.6	59.2	59.20
57.9	58.6	58.8	58.4	58.2	58.1	56.4	58.5	59.0	58.6	59.8	60.0	58.90
58.09	57.91	57.84	57.60	57.77	57.51	57.54	57.63	57.82	58.13	58.83	59.15	58.56

WET THERMOMETER.													
Hours of Mean Göttingen Time.	0	1	2	3	4	5	6	7	8	9	10	11	
Hours of Mean St. Helena Time.	23	0	1	2	3	4	5	6	7	8	9	10	
JULY.	1	60°2	59°6	59°7	60°2	59°2	58°9	59°1	58°7	58°6	57°8	58°2	58°2
	2	60°0	58°2	58°6	58°7	58°8	58°4	58°1	58°0	58°0	57°9	58°7	57°3
	3	58°2	57°6	57°4	56°4	57°8	57°9	57°9	57°3	57°4	57°4	57°2	56°5
	4	—	—	—	—	—	—	—	—	—	—	—	—
	5	58°4	59°3	58°8	58°9	59°8	58°5	57°9	57°3	56°8	56°4	55°3	55°2
	6	60°0	61°2	60°3	58°7	58°7	57°8	57°8	57°2	57°3	57°1	57°3	56°7
	7	57°8	58°8	58°4	57°4	56°1	56°6	57°0	56°3	56°4	56°0	56°2	55°6
	8	58°7	58°2	59°5	58°8	58°3	59°0	57°0	56°5	56°4	57°3	56°8	57°3
	9	55°8	56°1	56°5	56°6	56°4	55°6	55°5	55°1	55°0	55°7	55°7	55°8
	10	57°9	57°5	57°1	56°9	57°3	57°1	56°4	55°9	55°5	56°3	56°3	56°1
	11	—	—	—	—	—	—	—	—	—	—	—	—
	12	56°1	56°2	56°0	55°8	55°3	55°5	55°4	55°3	55°3	55°0	55°9	56°1
	13	57°6	57°8	58°1	58°4	58°1	57°4	57°1	56°8	56°5	57°7	57°1	56°8
	14	58°8	58°4	58°9	58°8	58°4	57°8	58°1	57°2	56°8	57°3	57°7	57°1
	15	59°2	59°4	58°7	58°9	57°5	58°7	57°8	58°1	57°3	57°3	57°6	56°7
	16	58°6	58°7	58°2	58°6	57°9	58°0	57°9	57°3	55°8	55°5	55°7	55°5
	17	58°4	57°9	59°2	59°4	58°8	57°5	58°7	56°3	55°3	56°2	56°3	56°0
	18	—	—	—	—	—	—	—	—	—	—	—	—
	19	57°6	58°2	58°4	59°2	58°6	58°1	57°5	56°8	56°8	56°5	56°1	56°4
	20	59°3	59°7	58°7	58°3	58°7	58°5	57°8	57°7	57°2	57°4	55°6	55°7
	21	58°8	59°6	59°6	60°2	59°1	57°4	56°8	56°0	56°0	56°3	55°3	55°5
	22	56°4	56°6	56°8	57°7	58°0	57°2	56°6	54°5	54°2	54°1	54°4	54°5
	23	57°3	57°4	57°7	57°3	57°8	57°1	56°9	55°7	54°6	53°9	53°3	53°4
	24	59°8	59°5	59°1	59°3	58°9	58°6	58°0	57°8	58°1	57°8	58°1	57°9
	25	—	—	—	—	—	—	—	—	—	—	—	—
	26	57°5	57°9	58°4	58°8	58°0	57°0	56°1	55°4	55°0	54°9	55°1	54°8
	27	58°7	59°3	58°8	58°5	57°9	56°3	66°4	57°1	57°2	56°2	55°4	55°4
	28	55°8	56°1	57°0	55°7	56°9	56°3	55°4	55°0	54°2	54°1	54°2	55°3
	29	57°7	56°7	57°3	57°2	56°4	57°1	56°2	55°9	54°9	54°9	54°6	55°3
	30	57°2	55°9	56°6	56°8	56°6	57°0	55°6	55°5	55°1	54°7	55°0	55°4
	31	56°6	56°3	56°9	57°5	57°3	57°0	56°5	56°2	55°7	54°5	55°0	55°1
August 1	—	—	—	—	—	—	—	—	—	—	—	—	
Hourly Means	58°09	58°08	58°17	58°11	57°87	57°49	57°09	56°55	56°20	56°16	56°08	55°99	

WET THERMOMETER.

12	13	14	15	16	17	18	19	20	21	22	23	Daily and Monthly Means.
11	12	13	14	15	16	17	18	19	20	21	22	
58°1	57°3	58°7	58°6	58°0	57°9	57°0	58°6	58°8	57°5	58°9	58°9	58°61
55°6	55°3	56°1	57°6	56°5	57°1	54°7	55°1	56°6	57°0	56°2	55°6	57°25
—	—	—	—	—	—	—	—	—	—	—	—	56°75
55°6	55°0	55°1	55°7	55°7	56°1	55°2	55°7	55°8	56°8	57°9	58°4	56°75
55°4	55°5	55°9	56°3	57°0	55°7	55°3	55°3	55°4	58°1	59°3	58°6	57°10
56°1	55°7	55°3	55°1	53°6	54°3	54°6	56°0	55°5	56°2	56°9	57°4	56°95
55°9	56°2	56°2	56°3	56°3	56°2	56°5	56°7	56°7	56°9	57°5	57°4	56°72
56°5	57°7	57°4	56°7	56°7	57°2	55°9	56°0	56°2	56°0	55°8	56°5	57°18
56°1	56°0	56°2	55°0	54°4	54°3	53°4	56°6	57°1	55°7	56°5	56°7	55°74
—	—	—	—	—	—	—	—	—	—	—	—	55°56
54°4	54°6	54°6	54°0	54°5	55°2	54°4	53°1	54°5	55°0	55°0	53°8	55°56
54°5	55°2	55°6	55°0	56°6	55°9	54°2	54°4	54°3	53°9	54°0	56°1	55°32
56°0	56°3	56°0	55°8	55°6	56°5	55°8	56°3	56°8	57°3	58°4	58°4	57°02
57°7	57°5	57°8	56°5	57°5	56°5	55°9	55°8	57°1	57°1	57°7	58°9	57°55
56°6	57°2	56°1	56°2	56°2	56°4	55°9	56°4	56°5	56°7	57°5	58°1	57°37
55°4	56°0	54°6	55°0	55°1	55°1	55°8	55°2	55°1	55°9	56°1	57°4	56°43
—	—	—	—	—	—	—	—	—	—	—	—	56°18
54°6	55°0	54°9	54°7	54°1	54°5	54°7	53°7	54°7	53°8	56°9	56°8	56°18
55°3	53°9	55°7	55°6	55°7	55°3	54°8	54°9	54°7	55°9	56°1	57°5	56°48
56°4	56°0	55°5	55°5	56°5	55°6	55°3	54°9	55°5	56°7	57°6	58°4	57°02
55°3	54°7	54°4	53°9	53°8	53°3	54°3	54°0	54°2	55°4	55°8	56°0	56°07
54°6	54°6	54°3	54°4	54°7	54°7	55°0	54°1	55°6	56°4	56°5	56°9	55°53
53°7	53°8	54°2	54°4	54°6	55°1	55°9	56°6	57°7	57°9	58°3	58°8	55°97
—	—	—	—	—	—	—	—	—	—	—	—	57°42
56°5	56°8	56°9	56°7	56°9	56°6	55°8	55°6	55°3	55°8	55°7	56°6	57°42
56°4	56°6	56°7	56°6	56°1	55°1	55°8	56°0	56°5	56°9	57°3	57°7	56°52
55°0	55°5	56°0	55°3	55°2	55°0	54°9	54°7	55°1	54°9	56°7	56°2	56°32
54°7	54°7	54°8	54°6	54°9	53°9	53°3	54°2	54°7	55°2	57°2	56°8	55°21
55°4	55°8	55°8	54°5	55°1	54°9	54°8	54°7	55°4	53°8	54°4	55°4	55°59
55°4	55°0	53°4	54°8	54°3	54°9	53°9	54°8	53°5	54°7	55°8	56°5	55°35
—	—	—	—	—	—	—	—	—	—	—	—	55°21
53°9	55°3	54°4	53°7	55°5	53°0	52°2	54°2	54°9	54°6	55°0	53°8	55°21
55°60	55°67	55°65	55°50	55°60	55°41	55°01	55°32	55°71	56°00	56°70	57°02	56°46

HUMIDITY OF THE AIR, AND TENSION OF THE ATMOSPHERIC VAPOUR.													
Hours of Mean Göttingen Time.	0	1	2	3	4	5	6	7	8	9	10	11	
Hours of Mean St. Helena Time.	23	0	1	2	3	4	5	6	7	8	9	10	
Humidity of the Air. JANUARY.	1	80	78	74	73	73	74	73	79	84	87	88	87
	2	68	60	62	62	68	71	73	72	79	81	81	85
	3	85	74	71	73	70	65	67	73	81	83	83	84
	4	—	—	—	—	—	—	—	—	—	—	—	—
	5	71	68	63	64	76	74	76	80	82	87	90	90
	6	88	91	81	76	75	75	69	72	84	78	83	83
	7	82	88	77	81	76	79	82	85	88	89	94	89
	8	74	72	75	79	76	78	80	81	87	90	94	93
	9	70	60	65	72	75	80	82	79	85	88	89	88
	10	62	65	74	63	66	67	79	79	85	89	88	89
	11	—	—	—	—	—	—	—	—	—	—	—	—
	12	75	75	71	68	75	76	77	77	72	77	81	72
	13	62	58	63	56	62	62	68	77	84	86	90	90
	14	64	68	73	76	71	71	72	79	76	76	76	81
	15	71	65	61	66	64	69	73	73	69	80	80	77
	16	71	60	60	55	59	59	56	64	73	78	82	85
	17	72	70	67	60	66	68	74	79	82	87	88	92
	18	—	—	—	—	—	—	—	—	—	—	—	—
	19	77	66	70	68	69	72	76	74	82	87	87	91
	20	78	77	84	87	86	87	91	93	94	95	94	95
	21	94	87	84	78	84	87	91	94	95	98	98	98
	22	86	79	82	86	85	95	86	89	91	93	95	95
	23	92	86	75	87	79	86	91	88	93	95	90	95
	24	85	90	92	82	77	84	87	93	95	94	96	98
	25	—	—	—	—	—	—	—	—	—	—	—	—
	26	91	83	79	79	79	80	86	87	91	92	95	95
	27	99	94	94	91	89	91	93	94	96	96	96	99
	28	96	91	91	91	83	85	90	91	93	97	98	100
	29	98	97	96	98	94	94	95	95	90	94	95	88
	30	83	77	78	74	74	74	75	82	84	82	84	82
	31	73	71	65	62	63	63	64	65	71	77	79	80
	Feb. 1	—	—	—	—	—	—	—	—	—	—	—	—
Hourly Means	80	76	75	74	75	77	79	81	85	87	89	89	
Tension of the Vapour. JANUARY.	In.	In.	In.	In.	In.	In.	In.	In.	In.	In.	In.	In.	
	1	.470	.478	.475	.468	.449	.456	.433	.457	.473	.477	.475	.461
	2	.433	.395	.426	.426	.446	.463	.460	.427	.445	.449	.442	.458
	3	.481	.475	.465	.431	.472	.439	.427	.433	.461	.466	.487	.457
	4	—	—	—	—	—	—	—	—	—	—	—	—
	5	.458	.463	.445	.453	.489	.456	.476	.485	.467	.477	.492	.488
	6	.506	.519	.480	.476	.470	.473	.432	.427	.473	.419	.454	.439
	7	.509	.532	.500	.515	.489	.497	.503	.496	.499	.490	.507	.482
	8	.498	.495	.518	.511	.494	.494	.482	.477	.489	.504	.524	.513
	9	.472	.424	.467	.493	.497	.498	.501	.469	.478	.483	.482	.479
	10	.418	.470	.494	.472	.476	.468	.515	.488	.500	.518	.502	.505
	11	—	—	—	—	—	—	—	—	—	—	—	—
	12	.470	.470	.450	.443	.482	.476	.471	.456	.407	.439	.457	.399
	13	.422	.418	.458	.420	.455	.450	.458	.492	.502	.497	.520	.516
	14	.423	.454	.496	.494	.472	.476	.458	.469	.434	.433	.425	.446
	15	.444	.431	.431	.446	.424	.448	.465	.445	.400	.462	.446	.427
	16	.450	.411	.429	.409	.440	.446	.403	.458	.472	.481	.494	.496
	17	.487	.507	.500	.455	.498	.494	.506	.507	.505	.534	.528	.544
	18	—	—	—	—	—	—	—	—	—	—	—	—
	19	.538	.494	.507	.498	.505	.519	.511	.485	.514	.538	.534	.550
	20	.546	.547	.584	.596	.580	.576	.577	.574	.571	.574	.566	.561
	21	.576	.570	.589	.544	.560	.565	.563	.571	.569	.573	.569	.569
	22	.552	.549	.544	.557	.547	.565	.535	.531	.539	.543	.548	.548
	23	.575	.557	.519	.562	.532	.553	.545	.523	.530	.548	.516	.548
	24	.572	.584	.584	.535	.552	.574	.551	.556	.565	.553	.558	.560
	25	—	—	—	—	—	—	—	—	—	—	—	—
	26	.610	.582	.568	.568	.582	.570	.575	.565	.572	.561	.574	.574
	27	.623	.609	.618	.614	.596	.606	.616	.599	.583	.576	.576	.585
	28	.583	.591	.606	.610	.577	.587	.589	.572	.569	.585	.578	.592
	29	.592	.590	.583	.596	.566	.566	.574	.565	.516	.532	.544	.494
	30	.528	.500	.513	.494	.515	.495	.486	.514	.514	.499	.502	.487
	31	.470	.476	.460	.455	.471	.463	.476	.468	.474	.492	.497	.494
Feb. 1	—	—	—	—	—	—	—	—	—	—	—	—	
Hourly Means	.508	.503	.508	.503	.505	.506	.503	.500	.501	.507	.511	.506	

HUMIDITY OF THE AIR, AND TENSION OF THE ATMOSPHERIC VAPOUR.

12	13	14	15	16	17	18	19	20	21	22	23	Daily and Monthly Means.
11	12	13	14	15	16	17	18	19	20	21	22	
89	90	91	88	95	79	91	94	90	87	80	80	83
81	79	83	89	90	89	81	74	94	88	88	80	78
—	—	—	—	—	—	—	—	—	—	—	—	—
92	92	89	84	85	75	76	80	77	83	81	76	79
92	91	91	95	94	92	94	95	95	95	89	86	85
84	84	87	85	86	84	82	82	81	84	75	76	81
95	97	97	95	95	96	97	97	100	87	86	83	89
91	90	92	90	90	91	91	86	92	89	79	81	85
85	89	82	82	90	82	89	90	85	87	82	84	82
—	—	—	—	—	—	—	—	—	—	—	—	—
73	81	85	77	76	82	79	77	85	89	77	72	77
74	78	71	83	78	82	76	76	70	77	79	68	75
89	91	89	87	77	89	94	78	95	87	80	73	79
81	81	82	77	79	78	82	83	77	76	72	70	76
84	88	85	81	81	79	77	81	79	77	73	74	75
85	87	88	88	90	89	89	91	83	86	80	74	76
—	—	—	—	—	—	—	—	—	—	—	—	—
93	92	89	91	94	95	94	95	99	98	87	86	84
88	92	90	94	95	96	95	95	95	95	91	84	85
95	96	100	91	99	95	94	91	100	91	86	86	91
98	99	95	98	94	95	95	96	96	93	91	91	93
95	93	94	95	96	96	93	95	99	99	98	94	92
93	99	99	96	99	93	98	99	95	99	94	91	92
—	—	—	—	—	—	—	—	—	—	—	—	—
100	100	100	100	100	100	99	99	100	100	97	97	94
98	100	100	100	100	100	100	100	100	100	100	100	93
98	99	99	94	93	94	96	94	98	99	100	98	96
99	98	96	98	99	100	100	100	100	100	96	100	95
90	88	88	87	87	88	87	90	89	90	89	86	91
85	86	81	81	78	78	77	80	78	78	75	73	79
—	—	—	—	—	—	—	—	—	—	—	—	—
87	90	89	91	93	91	90	91	93	89	85	87	80
89	91	90	90	90	89	89	89	91	90	86	83	85
In.	In.	In.	In.	In.	In.	In.	In.	In.	In.	In.	In.	In.
.466	.468	.479	.451	.487	.394	.453	.472	.468	.477	.474	.477	.464
.427	.408	.439	.478	.480	.446	.406	.365	.492	.483	.487	.466	.444
—	—	—	—	—	—	—	—	—	—	—	—	.451
.494	.494	.470	.435	.443	.385	.388	.423	.404	.447	.457	.441	.479
.498	.487	.479	.491	.484	.474	.476	.483	.487	.495	.490	.494	.456
.442	.439	.461	.451	.458	.442	.433	.433	.438	.469	.442	.468	.504
.514	.522	.518	.507	.499	.509	.511	.511	.519	.461	.497	.516	.494
.502	.480	.498	.484	.484	.487	.487	.458	.494	.502	.473	.511	.480
.470	.490	.444	.444	.496	.448	.486	.488	.474	.500	.494	.536	.461
—	—	—	—	—	—	—	—	—	—	—	—	.438
.406	.453	.474	.420	.406	.448	.428	.416	.466	.482	.427	.424	.472
.412	.438	.391	.462	.430	.451	.406	.406	.378	.439	.453	.433	.443
.502	.502	.478	.473	.416	.486	.504	.419	.527	.492	.462	.453	.442
.446	.442	.444	.412	.424	.411	.440	.451	.416	.425	.416	.430	.442
.465	.483	.458	.438	.438	.428	.416	.438	.435	.439	.445	.456	.471
.481	.492	.494	.491	.504	.497	.494	.510	.470	.510	.498	.484	.526
—	—	—	—	—	—	—	—	—	—	—	—	.532
.560	.548	.522	.539	.541	.556	.532	.535	.571	.573	.530	.544	.558
.532	.544	.528	.553	.552	.554	.548	.548	.556	.569	.550	.544	.556
.556	.554	.578	.514	.571	.544	.528	.514	.578	.531	.518	.548	.543
.565	.567	.535	.548	.524	.531	.531	.533	.546	.530	.554	.563	.548
.535	.522	.528	.531	.533	.537	.510	.527	.545	.567	.569	.576	.570
.530	.562	.541	.537	.554	.517	.560	.575	.552	.585	.571	.550	.579
—	—	—	—	—	—	—	—	—	—	—	—	.580
.570	.578	.574	.574	.578	.578	.554	.562	.578	.578	.590	.614	.579
.569	.583	.583	.578	.578	.578	.578	.574	.578	.578	.606	.611	.579
.578	.585	.571	.536	.526	.528	.546	.528	.556	.571	.583	.587	.580
.580	.573	.558	.556	.562	.574	.561	.574	.574	.578	.583	.606	.528
.504	.491	.491	.481	.477	.483	.477	.504	.494	.511	.522	.523	.482
.496	.506	.469	.465	.446	.442	.440	.450	.442	.450	.454	.460	.503
—	—	—	—	—	—	—	—	—	—	—	—	.570
.517	.537	.518	.531	.530	.523	.520	.523	.534	.543	.539	.556	.503
.504	.509	.501	.496	.497	.491	.489	.490	.503	.511	.507	.514	.503

HUMIDITY OF THE AIR, AND TENSION OF THE ATMOSPHERIC VAPOUR.													
Hours of Mean Göttingen Time.	0	1	2	3	4	5	6	7	8	9	10	11	
Hours of Mean St. Helena Time.	23	0	1	2	3	4	5	6	7	8	9	10	
Humidity of the Air. FEBRUARY.	2	75	72	65	60	54	58	68	70	77	85	83	84
	3	75	71	75	78	79	75	81	84	88	93	96	96
	4	99	99	97	98	96	94	96	97	99	97	98	99
	5	91	91	83	81	85	87	87	93	95	96	95	96
	6	85	84	92	90	88	90	92	93	95	98	99	99
	7	98	96	94	96	96	96	97	97	99	100	100	99
	8	—	—	—	—	—	—	—	—	—	—	—	—
	9	96	93	90	91	87	89	90	91	96	96	97	97
	10	92	92	87	87	87	84	89	87	91	90	93	93
	11	92	89	97	88	85	87	91	99	91	88	91	93
	12	96	92	92	91	93	93	92	96	94	98	98	91
	13	97	98	98	97	93	96	96	97	98	98	98	99
	14	94	89	88	87	82	83	83	83	89	88	91	94
	15	—	—	—	—	—	—	—	—	—	—	—	—
	16	69	75	70	69	68	73	77	80	87	89	92	93
	17	100	99	96	100	98	99	98	99	100	100	100	100
	18	98	97	98	96	97	97	97	99	99	100	99	99
	19	97	96	89	88	87	85	81	89	91	94	96	96
	20	87	87	87	84	86	87	86	87	89	90	92	92
	21	87	82	81	84	80	85	81	82	85	88	87	90
	22	—	—	—	—	—	—	—	—	—	—	—	—
	23	75	69	68	61	67	69	72	78	85	85	86	87
	24	84	81	80	82	81	78	78	79	86	89	91	91
	25	88	88	89	84	88	91	92	92	93	96	96	98
	26	97	97	98	98	98	97	99	98	99	97	96	97
	27	99	92	88	92	82	80	84	85	90	91	92	96
	28	83	79	75	74	74	73	74	71	79	82	82	83
	Mar. 1	—	—	—	—	—	—	—	—	—	—	—	—
	Hourly Means	90	88	87	86	85	85	86	89	91	93	94	94
Tension of the Vapour. FEBRUARY.	In.	In.	In.	In.	In.	In.	In.	In.	In.	In.	In.	In.	
	2	.519	.522	.489	.465	.433	.462	.480	.499	.510	.534	.520	.523
	3	.552	.530	.557	.570	.578	.571	.578	.584	.594	.612	.617	.617
	4	.687	.687	.673	.680	.671	.653	.640	.627	.631	.614	.611	.623
	5	.596	.596	.562	.549	.587	.581	.570	.578	.574	.571	.574	.571
	6	.558	.555	.589	.604	.594	.584	.584	.560	.574	.573	.585	.585
	7	.629	.617	.609	.617	.617	.621	.609	.609	.603	.606	.611	.603
	8	—	—	—	—	—	—	—	—	—	—	—	—
	9	.621	.635	.637	.624	.604	.601	.599	.596	.602	.602	.594	.585
	10	.580	.609	.591	.581	.576	.555	.563	.543	.550	.537	.551	.543
	11	.594	.596	.609	.594	.577	.571	.558	.580	.545	.523	.541	.560
	12	.621	.617	.613	.624	.635	.607	.594	.607	.585	.601	.596	.541
	13	.614	.606	.616	.627	.616	.602	.602	.604	.596	.587	.578	.589
	14	.594	.581	.599	.600	.569	.562	.549	.537	.553	.549	.554	.576
	15	—	—	—	—	—	—	—	—	—	—	—	—
	16	.497	.538	.503	.530	.519	.547	.538	.535	.563	.572	.580	.569
	17	.654	.672	.671	.680	.654	.646	.634	.623	.630	.630	.621	.621
	18	.649	.623	.639	.625	.627	.619	.614	.618	.613	.616	.603	.603
	19	.658	.656	.609	.617	.640	.631	.587	.605	.596	.609	.602	.602
	20	.629	.624	.629	.628	.639	.635	.613	.596	.596	.594	.584	.571
	21	.670	.633	.627	.633	.619	.641	.622	.579	.577	.584	.558	.584
	22	—	—	—	—	—	—	—	—	—	—	—	—
	23	.533	.525	.538	.494	.521	.545	.533	.550	.577	.563	.577	.558
	24	.597	.632	.617	.623	.611	.608	.583	.582	.599	.605	.610	.601
	25	.653	.658	.681	.653	.658	.655	.642	.627	.625	.635	.625	.639
	26	.673	.658	.665	.660	.660	.658	.662	.639	.641	.623	.612	.614
	27	.697	.668	.638	.668	.617	.613	.633	.610	.627	.619	.613	.625
	28	.615	.606	.571	.569	.583	.557	.550	.510	.532	.539	.539	.537
	Mar. 1	—	—	—	—	—	—	—	—	—	—	—	—
Hourly Means	.612	.610	.605	.605	.600	.600	.589	.583	.587	.587	.585	.585	

HUMIDITY OF THE AIR, AND TENSION OF THE ATMOSPHERIC VAPOUR.

12	13	14	15	16	17	18	19	20	21	22	23	Daily and Monthly Means.
11	12	13	14	15	16	17	18	19	20	21	22	
85	88	89	91	92	93	94	95	92	88	86	78	80
99	98	99	100	99	100	99	100	100	100	100	100	91
98	99	98	93	99	93	91	95	92	92	93	87	96
95	96	95	98	99	98	98	95	98	95	94	90	93
98	99	99	98	98	99	100	100	99	100	99	100	96
—	—	—	—	—	—	—	—	—	—	—	—	98
96	98	97	98	99	99	99	98	98	100	100	100	96
98	99	95	96	100	100	99	100	100	99	100	99	94
98	98	96	99	100	100	96	99	100	100	96	94	93
92	86	95	88	96	91	96	99	100	98	100	99	94
97	94	95	95	95	95	96	88	88	91	98	100	97
100	99	99	99	98	93	98	94	98	96	98	96	85
—	—	—	—	—	—	—	—	—	—	—	—	89
91	87	85	86	84	84	85	82	81	76	82	76	99
97	97	98	97	99	98	100	99	100	100	100	98	99
100	100	99	100	100	100	99	100	100	100	97	98	99
99	99	99	99	99	100	100	100	98	100	100	96	94
98	98	98	95	96	95	95	100	100	98	92	91	90
93	94	90	94	87	93	89	93	93	95	90	88	86
—	—	—	—	—	—	—	—	—	—	—	—	83
86	86	—	89	89	91	91	91	91	89	83	87	89
87	91	90	87	91	92	92	93	93	91	91	89	95
91	92	96	93	94	94	96	96	97	96	92	91	98
98	97	94	98	97	99	99	99	100	100	100	98	98
96	100	97	97	97	99	99	100	99	100	96	99	91
93	94	94	96	94	96	96	96	97	91	91	86	83
—	—	—	—	—	—	—	—	—	—	—	—	92
87	87	88	89	88	88	92	95	94	92	87	85	92
95	95	95	95	95	95	96	96	96	95	94	93	92
In.	In.	In.	In.	In.	In.	In.	In.	In.	In.	In.	In.	In.
.526	.540	.548	.550	.553	.556	.562	.569	.553	.540	.548	.540	.522
.636	.634	.631	.630	.627	.634	.623	.630	.630	.644	.659	.675	.609
.616	.608	.606	.556	.594	.543	.539	.556	.544	.544	.574	.565	.610
.565	.571	.556	.565	.558	.552	.556	.539	.560	.561	.585	.570	.569
.573	.575	.575	.569	.569	.575	.578	.578	.575	.597	.603	.630	.581
—	—	—	—	—	—	—	—	—	—	—	—	608
.597	.611	.590	.596	.603	.598	.593	.592	.587	.616	.630	.634	.595
.601	.594	.569	.563	.578	.583	.571	.578	.578	.580	.588	.608	.563
.569	.556	.550	.558	.565	.565	.541	.545	.561	.578	.571	.571	.572
.553	.514	.574	.523	.581	.540	.563	.585	.601	.592	.621	.636	.584
.590	.566	.569	.556	.569	.569	.581	.523	.523	.550	.583	.601	.587
.601	.580	.585	.575	.569	.530	.565	.545	.573	.567	.583	.583	.532
—	—	—	—	—	—	—	—	—	—	—	—	.574
.550	.521	.496	.501	.485	.482	.493	.471	.465	.453	.526	.507	.629
.600	.590	.601	.585	.608	.596	.611	.608	.621	.616	.630	.621	.611
.621	.621	.603	.606	.606	.606	.589	.601	.611	.621	.623	.644	.605
.598	.594	.594	.594	.585	.601	.578	.597	.573	.606	.654	.645	.577
.606	.596	.596	.579	.576	.561	.556	.578	.601	.616	.604	.634	.583
.569	.562	.520	.536	.481	.513	.486	.522	.522	.574	.589	.632	.532
—	—	—	—	—	—	—	—	—	—	—	—	.574
.544	.540	—	.556	.548	.550	.554	.550	.554	.556	.549	.581	.560
.556	.577	.570	.543	.558	.561	.571	.578	.587	.601	.619	.629	.611
.601	.604	.621	.602	.599	.599	.612	.612	.632	.630	.632	.645	.641
.639	.632	.609	.621	.614	.623	.623	.631	.649	.654	.665	.630	.635
.607	.634	.604	.594	.594	.618	.618	.621	.623	.659	.640	.672	.623
.616	.622	.609	.617	.604	.612	.612	.612	.614	.591	.619	.603	.560
—	—	—	—	—	—	—	—	—	—	—	—	589
.556	.547	.545	.548	.536	.528	.548	.569	.571	.599	.596	.596	589
.587	.583	.579	.572	.573	.571	.572	.575	.579	.589	.604	.613	589

HUMIDITY OF THE AIR, AND TENSION OF THE ATMOSPHERIC VAPOUR.													
Hours of Mean Göttingen Time.	0	1	2	3	4	5	6	7	8	9	10	11	
Hours of Mean St. Helena Time.	23	0	1	2	3	4	5	6	7	8	9	10	
Humidity of the Air. MARCH.	2	72	74	70	72	71	68	73	72	80	83	85	87
	3	73	84	88	83	77	79	75	83	85	87	93	92
	4	96	92	88	79	73	77	77	89	87	91	93	96
	5	82	79	75	78	79	77	78	84	87	87	91	91
	6	91	93	83	85	85	87	89	91	92	91	87	94
	7	81	80	90	86	81	77	70	75	79	82	87	84
	8	—	—	—	—	—	—	—	—	—	—	—	—
	9	83	79	77	78	80	74	82	85	87	86	86	92
	10	70	74	72	72	70	65	64	66	81	79	81	82
	11	90	72	71	76	81	85	81	83	89	90	85	96
	12	82	89	81	79	83	85	83	90	87	86	94	94
	13	91	99	92	88	91	88	86	88	92	93	93	96
	14	99	98	96	96	96	96	96	97	98	98	99	98
	15	—	—	—	—	—	—	—	—	—	—	—	—
	16	99	100	96	89	95	92	96	96	96	98	99	99
	17	95	94	91	91	90	90	90	90	94	96	97	96
	18	91	88	84	86	86	89	90	92	93	93	96	96
	19	87	85	81	85	87	87	86	92	92	92	93	91
	20	86	83	83	78	82	85	85	87	89	90	85	86
	21	85	87	84	85	82	84	87	90	87	93	92	93
	22	—	—	—	—	—	—	—	—	—	—	—	—
	23	93	93	93	92	89	91	90	87	91	92	93	93
	24	75	77	72	75	78	78	80	84	86	89	90	87
	25	81	78	76	73	75	78	80	81	76	77	80	83
	26	33	75	77	72	77	72	73	79	82	89	86	87
	27	85	83	81	79	79	78	73	77	82	85	90	91
	28	81	70	74	72	73	77	78	78	80	78	84	82
	29	—	—	—	—	—	—	—	—	—	—	—	—
	30	86	81	91	89	87	86	82	82	86	86	84	85
	31	84	80	84	80	84	83	80	74	76	77	78	86
	Hourly Means	85	84	83	81	82	82	82	84	87	88	89	91
Tension of the Vapour. MARCH.	2	In. .526	In. .593	In. .586	In. .607	In. .592	In. .556	In. .578	In. .553	In. .560	In. .553	In. .567	In. .576
	3	.564	.602	.607	.631	.605	.614	.567	.600	.577	.581	.616	.609
	4	.656	.668	.653	.611	.590	.600	.576	.629	.571	.601	.620	.617
	5	.612	.596	.580	.608	.596	.567	.555	.569	.571	.574	.591	.591
	6	.619	.645	.600	.605	.600	.596	.601	.591	.575	.572	.547	.589
	7	.591	.584	.617	.585	.583	.557	.490	.505	.515	.535	.558	.536
	8	—	—	—	—	—	—	—	—	—	—	—	—
	9	.600	.573	.562	.579	.588	.550	.579	.563	.558	.548	.548	.575
	10	.517	.565	.545	.548	.533	.503	.485	.470	.549	.524	.523	.531
	11	.608	.522	.535	.578	.601	.587	.559	.558	.596	.599	.558	.617
	12	.592	.665	.596	.591	.615	.592	.582	.608	.561	.548	.609	.594
	13	.596	.656	.637	.643	.650	.638	.623	.617	.632	.616	.620	.635
	14	.682	.723	.713	.702	.676	.666	.650	.652	.654	.644	.656	.654
	15	—	—	—	—	—	—	—	—	—	—	—	—
	16	.719	.739	.719	.686	.722	.683	.676	.676	.661	.670	.662	.667
	17	.663	.666	.665	.665	.653	.658	.648	.622	.637	.640	.637	.630
	18	.680	.684	.663	.680	.654	.665	.653	.648	.640	.635	.645	.640
	19	.655	.646	.642	.656	.665	.645	.618	.642	.627	.622	.630	.601
	20	.634	.626	.615	.588	.602	.605	.587	.586	.586	.579	.547	.548
	21	.610	.650	.628	.641	.602	.622	.600	.604	.570	.607	.584	.592
	22	—	—	—	—	—	—	—	—	—	—	—	—
	23	.625	.635	.630	.604	.605	.610	.604	.562	.586	.594	.597	.597
	24	.536	.567	.531	.552	.570	.560	.570	.560	.553	.567	.570	.551
	25	.564	.555	.565	.542	.532	.544	.545	.536	.493	.492	.506	.524
	26	.577	.529	.538	.517	.543	.493	.500	.524	.531	.567	.548	.551
	27	.600	.582	.596	.582	.578	.560	.527	.527	.539	.543	.566	.572
	28	.583	.517	.569	.540	.542	.567	.546	.517	.510	.498	.536	.514
	29	—	—	—	—	—	—	—	—	—	—	—	—
	30	.561	.558	.601	.591	.571	.548	.531	.518	.535	.531	.502	.513
	31	.569	.560	.612	.565	.617	.600	.565	.498	.493	.496	.494	.540
	Hourly Means	.605	.612	.608	.604	.603	.592	.577	.574	.572	.574	.578	.583

HUMIDITY OF THE AIR, AND TENSION OF THE ATMOSPHERIC VAPOUR.

12	13	14	15	16	17	18	19	20	21	22	23	Daily and Monthly Means.
11	12	13	14	15	16	17	18	19	20	21	22	
87	87	89	89	90	91	89	89	91	90	83	79	82
94	96	96	98	97	98	98	96	99	98	93	98	90
99	96	93	96	96	91	89	89	88	91	86	87	89
91	92	92	92	94	93	92	91	91	96	90	92	87
91	87	93	96	93	85	76	82	82	86	79	79	87
—	—	—	—	—	—	—	—	—	—	—	—	—
88	88	91	92	89	91	91	87	94	91	88	84	85
87	89	91	92	91	87	89	93	92	91	88	67	85
87	86	90	90	86	78	84	92	84	96	92	91	80
94	93	92	93	94	93	94	92	94	93	88	89	88
93	97	97	94	96	93	96	94	96	94	96	94	91
96	96	96	97	97	97	99	99	99	100	98	98	95
—	—	—	—	—	—	—	—	—	—	—	—	—
98	98	98	98	98	99	99	100	100	100	100	100	98
99	99	98	97	97	96	98	97	99	98	96	96	97
97	98	98	99	99	99	98	97	99	98	97	96	95
93	93	97	97	98	92	97	93	93	88	84	83	91
93	93	86	96	93	90	90	93	92	94	91	87	90
82	89	80	86	79	76	78	75	86	85	85	83	83
—	—	—	—	—	—	—	—	—	—	—	—	—
97	97	96	97	91	88	87	93	97	90	87	88	90
94	94	97	97	98	96	98	96	93	88	85	81	92
89	89	86	88	86	85	85	88	86	91	90	89	84
86	85	86	86	89	88	87	88	90	87	86	77	82
89	88	92	92	91	91	91	88	90	93	86	88	85
91	88	91	93	91	91	88	91	91	87	89	81	86
—	—	—	—	—	—	—	—	—	—	—	—	—
86	84	86	86	84	89	82	91	89	86	91	93	82
85	87	85	86	87	87	88	90	80	85	90	87	86
82	85	82	88	89	87	91	92	91	82	80	76	83
91	91	91	93	92	90	91	91	92	91	89	87	88
In.	In.	In.	In.	In.	In.	In.	In.	In.	n.	In.	In.	In.
*571	*565	*563	*558	*566	*563	*556	*556	*577	*599	*587	*578	*570
*614	*612	*617	*616	*614	*625	*625	*612	*627	*634	*607	*634	*609
*631	*612	*592	*607	*602	*558	*548	*548	*545	*591	*580	*624	*601
*577	*584	*584	*584	*594	*583	*575	*563	*545	*607	*589	*599	*583
*572	*547	*592	*592	*564	*505	*453	*499	*501	*553	*532	*563	*567
—	—	—	—	—	—	—	—	—	—	—	—	—
*545	*549	*558	*561	*552	*550	*554	*526	*576	*568	*589	*579	*557
*551	*556	*558	*571	*558	*530	*539	*564	*561	*577	*584	*468	*560
*561	*548	*570	*575	*540	*481	*510	*553	*497	*612	*580	*563	*537
*614	*607	*589	*592	*589	*578	*589	*575	*594	*597	*589	*609	*585
*583	*614	*614	*604	*612	*587	*612	*585	*602	*609	*625	*627	*601
*635	*625	*630	*632	*627	*627	*636	*631	*631	*659	*654	*680	*635
—	—	—	—	—	—	—	—	—	—	—	—	—
*670	*660	*665	*660	*660	*667	*662	*665	*670	*675	*690	*706	*672
*672	*667	*660	*647	*632	*612	*634	*623	*646	*654	*656	*666	*669
*637	*639	*639	*641	*641	*641	*639	*632	*646	*654	*663	*681	*647
*612	*620	*647	*642	*629	*609	*623	*602	*616	*589	*584	*620	*637
*612	*620	*553	*625	*597	*579	*579	*602	*599	*618	*624	*614	*620
*514	*553	*494	*527	*488	*465	*478	*462	*531	*539	*558	*562	*553
—	—	—	—	—	—	—	—	—	—	—	—	—
*619	*614	*597	*614	*554	*532	*526	*578	*600	*566	*586	*589	*595
*609	*609	*623	*609	*616	*607	*616	*602	*578	*540	*547	*550	*598
*553	*553	*527	*540	*523	*509	*505	*523	*518	*568	*579	*601	*549
*535	*526	*523	*510	*531	*532	*521	*528	*537	*547	*557	*523	*532
*553	*549	*575	*571	*558	*558	*558	*532	*537	*539	*544	*594	*545
*572	*549	*558	*574	*558	*558	*540	*558	*558	*551	*581	*554	*562
—	—	—	—	—	—	—	—	—	—	—	—	—
*531	*523	*535	*527	*510	*535	*499	*541	*531	*531	*601	*612	*538
*505	*517	*505	*510	*513	*513	*519	*537	*566	*526	*570	*562	*533
*509	*526	*503	*540	*548	*530	*558	*566	*563	*514	*535	*524	*543
*583	*582	*580	*586	*576	*563	*564	*568	*571	*585	*592	*595	*584

HUMIDITY OF THE AIR, AND TENSION OF THE ATMOSPHERIC VAPOUR.													
Hours of Mean Göttingen Time.	0	1	2	3	4	5	6	7	8	9	10	11	
Hours of Mean St. Helena Time.	23	0	1	2	3	4	5	6	7	8	9	10	
Humidity of the Air. APRIL.	1	76	85	91	89	77	81	85	80	86	87	89	91
	2	88	82	86	81	81	84	83	90	90	91	93	88
	3	97	87	78	79	88	86	87	89	91	94	96	92
	4	73	73	75	66	69	71	72	74	80	81	84	82
	5	—	—	—	—	—	—	—	—	—	—	—	—
	6	78	86	76	77	73	72	77	79	82	92	86	86
	7	81	75	75	69	67	69	77	79	84	86	87	87
	8	83	79	80	71	75	78	81	83	87	89	92	91
	9	83	86	88	83	83	86	84	87	89	92	93	92
	10	^a —	—	—	—	—	—	—	—	—	—	—	—
	11	80	72	71	71	70	71	66	77	78	81	85	89
	12	—	—	—	—	—	—	—	—	—	—	—	—
	13	100	96	96	98	92	96	96	97	99	98	98	99
	14	99	100	99	97	97	97	98	96	100	97	100	98
	15	100	100	99	95	96	92	93	96	96	98	98	99
	16	92	90	85	83	81	84	83	87	90	93	94	96
	17	97	96	96	96	96	99	98	99	98	100	99	98
	18	94	91	90	88	89	89	91	92	94	97	97	97
	19	—	—	—	—	—	—	—	—	—	—	—	—
	20	91	90	85	88	85	85	87	86	88	91	95	92
	21	91	90	89	87	88	87	90	92	96	97	96	93
	22	88	88	87	84	82	86	85	87	89	91	94	97
	23	93	93	85	87	87	86	85	89	92	96	99	93
	24	92	91	87	84	87	87	86	89	90	89	92	90
	25	87	86	82	79	80	81	84	86	91	88	84	82
	26	—	—	—	—	—	—	—	—	—	—	—	—
	27	78	72	74	73	74	76	74	82	87	85	76	86
	28	82	83	80	78	78	80	82	86	88	87	86	85
	29	77	73	72	76	75	75	80	83	85	89	89	89
	30	86	80	78	76	71	75	78	83	86	91	85	79
	Hourly Means	87	86	84	82	82	83	84	87	89	91	91	91
Tension of the Vapour. APRIL.	In.	In.	In.	In.	In.	In.	In.	In.	In.	In.	In.	In.	
	1	.524	.563	.558	.609	.557	.558	.577	.531	.548	.543	.548	.558
	2	.594	.574	.585	.568	.578	.597	.572	.589	.570	.572	.578	.545
	3	.623	.581	.541	.549	.612	.590	.581	.567	.568	.576	.583	.561
	4	.517	.504	.552	.494	.510	.520	.513	.502	.522	.515	.531	.509
	5	—	—	—	—	—	—	—	—	—	—	—	—
	6	.526	.590	.550	.547	.542	.522	.552	.542	.539	.594	.548	.548
	7	.587	.557	.590	.583	.553	.535	.576	.563	.560	.561	.570	.565
	8	.626	.611	.619	.559	.567	.575	.578	.572	.571	.581	.604	.601
	9	.587	.623	.627	.605	.600	.613	.589	.581	.572	.584	.587	.580
	10	^a —	—	—	—	—	—	—	—	—	—	—	—
	11	.545	.514	.510	.520	.512	.510	.449	.502	.505	.511	.534	.553
	12	—	—	—	—	—	—	—	—	—	—	—	—
	13	.665	.625	.656	.649	.642	.656	.630	.627	.636	.625	.616	.627
	14	.627	.634	.631	.637	.632	.619	.616	.583	.616	.590	.616	.601
	15	.665	.665	.682	.663	.656	.632	.630	.617	.612	.616	.616	.623
	16	.658	.653	.631	.626	.611	.612	.582	.591	.589	.602	.599	.607
	17	.647	.640	.630	.635	.617	.636	.621	.623	.616	.626	.618	.611
	18	.642	.624	.622	.599	.605	.596	.596	.580	.585	.604	.604	.600
	19	—	—	—	—	—	—	—	—	—	—	—	—
	20	.591	.599	.563	.599	.577	.563	.565	.544	.545	.558	.565	.557
	21	.610	.594	.596	.591	.589	.581	.579	.589	.597	.604	.583	.560
	22	.584	.584	.581	.551	.544	.557	.543	.538	.548	.558	.576	.594
	23	.583	.616	.572	.596	.576	.570	.543	.556	.571	.588	.608	.569
	24	.580	.577	.561	.555	.567	.558	.544	.548	.537	.531	.544	.537
	25	.591	.590	.569	.553	.545	.541	.544	.535	.558	.532	.497	.479
	26	—	—	—	—	—	—	—	—	—	—	—	—
	27	.517	.501	.515	.517	.498	.511	.475	.501	.534	.517	.468	.510
	28	.539	.541	.522	.526	.535	.545	.531	.548	.549	.534	.518	.509
	29	.519	.517	.519	.555	.536	.518	.531	.537	.539	.561	.556	.552
	30	.557	.545	.530	.529	.489	.505	.513	.528	.544	.568	.526	.473
Hourly Means	.588	.585	.581	.577	.570	.569	.561	.500	.565	.570	.568	.561	

^a Good Friday.

HUMIDITY OF THE AIR, AND TENSION OF THE ATMOSPHERIC VAPOUR.

12	13	14	15	16	17	18	19	20	21	22	23	Daily and Monthly Means.
11	12	13	14	15	16	17	18	19	20	21	22	
88	92	91	92	91	92	93	92	91	97	90	89	88
91	89	92	92	91	93	91	91	95	93	96	88	89
95	93	93	93	94	93	92	95	95	96	79	72	90
—	—	—	—	—	—	—	—	—	—	—	—	83
89	89	91	92	91	89	92	91	91	94	91	91	84
87	87	86	88	91	88	90	90	93	89	86	84	85
90	94	94	92	92	96	94	96	96	96	91	85	88
91	93	94	93	96	96	96	98	96	94	91	90	89
96	93	93	96	91	89	92	89	86	89	87	83	—
—	—	—	—	—	—	—	—	—	—	—	—	88
99	98	99	99	98	100	100	100	99	100	100	100	98
99	98	99	98	97	100	99	100	100	99	100	98	99
100	100	99	99	100	98	100	99	100	100	100	100	98
98	99	99	99	99	99	99	98	100	99	100	97	93
96	96	97	96	97	98	98	100	99	98	96	96	98
99	99	100	100	100	99	99	98	99	99	97	94	90
—	—	—	—	—	—	—	—	—	—	—	—	91
88	88	88	90	93	89	90	87	87	85	86	90	91
93	94	93	94	93	95	95	93	95	97	93	91	93
95	97	97	97	94	94	94	95	96	95	94	96	91
98	95	94	95	95	91	90	89	95	94	98	99	92
95	95	90	96	95	94	91	91	96	99	93	92	90
89	91	91	91	90	94	93	96	95	94	92	88	87
—	—	—	—	—	—	—	—	—	—	—	—	81
89	93	86	86	91	90	95	93	93	94	86	79	84
82	86	86	85	87	86	82	86	95	84	82	78	83
87	84	87	87	88	86	82	82	86	85	82	82	82
86	85	86	86	86	85	86	82	89	89	86	87	87
85	82	88	87	81	87	87	81	82	80	83	87	82
92	92	93	93	93	93	93	92	94	94	91	89	89
In.	In.	In.	In.	In.	In.	In.	In.	In.	In.	In.	In.	In.
.540	.561	.558	.561	.550	.557	.569	.561	.550	.585	.579	.591	.560
.558	.552	.561	.561	.554	.564	.554	.541	.579	.583	.602	.540	.570
.579	.569	.569	.564	.571	.564	.553	.579	.574	.583	.511	.480	.568
—	—	—	—	—	—	—	—	—	—	—	—	.538
.553	.552	.554	.561	.558	.543	.557	.550	.550	.576	.581	.596	.546
.551	.547	.527	.528	.541	.523	.524	.524	.543	.552	.561	.579	.584
.570	.599	.604	.584	.584	.607	.604	.602	.617	.625	.614	.605	.596
.591	.597	.599	.587	.597	.597	.602	.616	.607	.609	.614	.622	.576
.597	.569	.569	.583	.545	.535	.553	.539	.523	.553	.567	.553	—
—	—	—	—	—	—	—	—	—	—	—	—	.568
.631	.616	.623	.623	.606	.626	.634	.630	.618	.621	.616	.634	.626
.623	.611	.623	.606	.594	.621	.613	.611	.621	.608	.630	.616	.613
.616	.611	.598	.598	.606	.587	.606	.594	.597	.616	.626	.654	.635
.616	.623	.627	.623	.623	.623	.623	.616	.630	.639	.659	.658	.610
.607	.602	.609	.597	.604	.601	.596	.611	.603	.611	.607	.630	.616
.608	.618	.616	.616	.611	.598	.594	.583	.594	.608	.614	.614	—
—	—	—	—	—	—	—	—	—	—	—	—	.563
.515	.515	.511	.524	.539	.518	.520	.500	.497	.505	.540	.579	.569
.564	.562	.551	.553	.551	.569	.569	.551	.565	.594	.602	.601	.584
.569	.585	.590	.585	.562	.558	.558	.565	.576	.574	.599	.617	.566
.601	.574	.558	.561	.565	.540	.533	.522	.569	.576	.611	.623	.569
.569	.569	.537	.571	.565	.549	.539	.531	.571	.594	.556	.561	.551
.518	.531	.531	.531	.524	.545	.551	.571	.561	.553	.580	.584	—
—	—	—	—	—	—	—	—	—	—	—	—	.536
.535	.539	.510	.506	.540	.533	.552	.530	.522	.536	.518	.501	.504
.490	.514	.510	.505	.513	.501	.475	.489	.544	.497	.501	.505	.521
.526	.497	.521	.517	.519	.506	.482	.479	.510	.509	.507	.535	.530
.514	.509	.514	.514	.514	.509	.518	.499	.535	.543	.544	.558	.520
.513	.503	.540	.530	.480	.530	.526	.480	.490	.485	.528	.562	—
.566	.565	.564	.564	.561	.560	.560	.555	.566	.573	.579	.584	.569

HUMIDITY OF THE AIR, AND TENSION OF THE ATMOSPHERIC VAPOUR.													
Hours of Mean Göttingen Time.	0	1	2	3	4	5	6	7	8	9	10	11	
Hours of Mean St. Helena Time.	23	0	1	2	3	4	5	6	7	8	9	10	
Humidity of the Air. MAY.	1	79	81	72	75	76	76	80	85	86	86	82	82
	2	77	74	76	71	75	74	79	84	86	82	89	87
	3	—	—	—	—	—	—	—	—	—	—	—	—
	4	83	75	75	73	78	80	82	85	86	89	91	89
	5	84	76	83	80	84	82	85	84	86	89	91	88
	6	83	79	80	79	81	80	80	85	86	86	85	86
	7	83	84	87	90	86	89	89	91	93	91	92	92
	8	93	91	94	93	94	95	96	95	100	98	100	96
	9	78	82	73	71	69	71	72	87	82	85	94	94
	10	—	—	—	—	—	—	—	—	—	—	—	—
	11	100	89	86	82	84	81	85	89	90	91	95	94
	12	98	95	95	95	95	95	91	96	98	98	98	99
	13	96	95	96	96	95	95	98	95	98	96	99	99
	14	94	95	94	93	94	94	91	95	95	96	98	99
	15	91	89	86	87	90	90	94	99	95	98	94	94
	16	100	96	98	96	97	96	96	96	94	94	90	95
	17	—	—	—	—	—	—	—	—	—	—	—	—
	18	82	84	82	82	84	79	81	82	83	85	87	85
	19	87	82	81	77	77	79	80	82	81	81	86	84
	20	80	73	75	74	79	76	77	84	87	91	93	91
	21	98	94	95	96	93	94	90	93	94	94	95	94
	22	77	77	66	74	72	76	82	90	95	96	99	99
	23	81	78	79	85	88	79	88	89	92	95	96	97
	24	—	—	—	—	—	—	—	—	—	—	—	—
	25	88	88	85	90	94	92	99	95	99	99	94	94
	26	96	96	92	91	94	91	90	94	94	96	95	94
	27	82	88	81	80	88	85	82	86	89	89	78	81
	28	85	81	81	77	86	85	88	93	90	90	95	92
	29	95	91	94	89	90	91	93	94	95	96	95	95
	30	87	86	87	87	88	81	84	95	88	88	89	91
	31	—	—	—	—	—	—	—	—	—	—	—	—
Hourly Means	88	85	84	84	86	85	87	90	91	92	92	92	
Tension of the Vapour. MAY.	1	In. .532	In. .549	In. .514	In. .529	In. .529	In. .524	In. .535	In. .543	In. .535	In. .527	In. .497	In. .497
	2	.514	.506	.511	.510	.524	.515	.524	.540	.540	.501	.548	.534
	3	—	—	—	—	—	—	—	—	—	—	—	—
	4	.558	.518	.536	.522	.544	.539	.544	.543	.540	.553	.558	.548
	5	.555	.516	.553	.540	.560	.539	.547	.531	.531	.552	.550	.532
	6	.549	.532	.546	.549	.546	.527	.514	.526	.518	.510	.496	.501
	7	.562	.579	.581	.589	.553	.563	.558	.563	.574	.554	.561	.561
	8	.597	.591	.604	.587	.585	.569	.558	.531	.553	.548	.570	.546
	9	.493	.522	.481	.460	.441	.458	.451	.517	.479	.497	.519	.524
	10	—	—	—	—	—	—	—	—	—	—	—	—
	11	.578	.526	.527	.501	.514	.485	.496	.509	.507	.514	.535	.528
	12	.569	.569	.569	.569	.579	.574	.558	.558	.569	.569	.560	.575
	13	.581	.574	.588	.602	.569	.552	.560	.539	.543	.537	.554	.558
	14	.536	.556	.562	.556	.545	.536	.523	.531	.531	.537	.543	.545
	15	.541	.552	.527	.530	.533	.520	.541	.554	.531	.543	.524	.524
	16	.557	.567	.556	.537	.539	.533	.533	.524	.500	.500	.484	.514
	17	—	—	—	—	—	—	—	—	—	—	—	—
	18	.492	.523	.526	.503	.510	.484	.480	.463	.454	.474	.477	.470
	19	.547	.544	.549	.537	.523	.519	.505	.492	.477	.446	.458	.439
	20	.506	.477	.501	.489	.515	.493	.483	.506	.513	.531	.543	.531
	21	.565	.536	.548	.546	.526	.528	.504	.513	.511	.519	.527	.519
	22	.444	.456	.405	.468	.443	.457	.479	.499	.522	.516	.524	.528
	23	.465	.465	.481	.477	.502	.445	.471	.463	.490	.479	.501	.503
	24	—	—	—	—	—	—	—	—	—	—	—	—
	25	.483	.506	.493	.504	.507	.498	.524	.499	.509	.509	.488	.484
	26	.516	.520	.502	.499	.515	.495	.480	.484	.484	.497	.483	.473
	27	.463	.499	.465	.462	.499	.474	.440	.450	.465	.463	.403	.421
	28	.485	.477	.485	.460	.506	.496	.494	.517	.488	.484	.510	.498
	29	.544	.531	.545	.535	.537	.523	.522	.515	.514	.520	.503	.499
	30	.504	.510	.492	.530	.519	.473	.478	.499	.471	.460	.465	.471
	31	—	—	—	—	—	—	—	—	—	—	—	—
Hourly Means	.528	.527	.525	.523	.526	.512	.512	.516	.513	.513	.515	.512	

HUMIDITY OF THE AIR, AND TENSION OF THE ATMOSPHERIC VAPOUR.

12	13	14	15	16	17	18	19	20	21	22	23	Daily and Monthly Means.
11	12	13	14	15	16	17	18	19	20	21	22	
81	79	82	77	77	78	80	84	76	78	83	79	80
—	—	—	—	—	—	—	—	—	—	—	—	84
88	91	—	93	90	93	87	91	92	90	87	85	84
91	89	90	90	93	90	93	86	95	92	77	78	85
87	91	88	87	89	89	88	91	91	89	81	80	86
86	87	87	87	88	88	88	88	89	89	89	90	85
94	93	94	93	94	94	92	93	95	94	94	87	91
98	95	96	95	95	95	93	90	91	91	89	82	94
—	—	—	—	—	—	—	—	—	—	—	—	87
94	92	96	96	96	96	95	95	95	92	96	95	87
94	95	95	96	95	95	97	99	97	100	96	95	92
99	99	100	99	100	100	100	100	100	100	98	100	98
98	96	98	99	96	97	92	94	99	94	90	99	96
99	96	97	95	99	96	95	95	95	95	95	93	95
93	95	97	95	96	96	97	95	95	97	97	99	94
—	—	—	—	—	—	—	—	—	—	—	—	91
87	90	89	87	85	85	85	87	88	87	87	81	91
85	88	87	90	89	88	84	84	93	94	90	82	85
85	85	85	85	84	88	84	82	93	92	88	84	84
93	93	95	95	95	96	96	96	99	98	95	96	89
93	93	91	94	92	91	90	90	88	82	83	78	91
96	95	94	86	90	89	76	80	79	84	76	80	84
—	—	—	—	—	—	—	—	—	—	—	—	92
89	95	95	97	99	100	96	97	99	97	92	94	92
91	97	94	93	96	97	93	100	97	100	100	100	95
94	92	96	96	98	94	89	92	96	94	89	90	93
89	91	96	94	91	92	94	93	87	100	90	82	88
97	97	99	96	99	100	94	100	97	95	95	97	92
95	91	95	91	96	97	96	97	97	97	96	95	94
—	—	—	—	—	—	—	—	—	—	—	—	94
95	92	95	96	96	92	94	91	96	96	90	89	91
92	92	93	92	93	93	91	92	93	93	90	89	90
In. .488	In. .476	In. .492	In. .456	In. .456	In. .470	In. .474	In. .506	In. .449	In. .473	In. .520	In. .511	In. .503
—	—	—	—	—	—	—	—	—	—	—	—	532
.540	.554	—	.560	.537	.556	.513	.539	.544	.528	.551	.554	.532
.558	.531	.524	.520	.547	.533	.551	.497	.561	.544	.483	.505	.536
.521	.550	.540	.521	.531	.531	.519	.541	.541	.548	.519	.518	.537
.506	.509	.509	.509	.511	.511	.515	.515	.526	.539	.553	.584	.525
.566	.564	.566	.556	.566	.566	.544	.543	.565	.562	.585	.551	.564
.548	.539	.546	.539	.531	.531	.517	.504	.510	.540	.535	.505	.549
—	—	—	—	—	—	—	—	—	—	—	—	498
.500	.494	.509	.512	.512	.501	.495	.495	.507	.502	.533	.552	.498
.528	.531	.522	.524	.518	.522	.531	.533	.531	.557	.554	.552	.526
.575	.575	.578	.571	.578	.574	.570	.574	.578	.578	.573	.588	.572
.548	.546	.552	.550	.529	.535	.502	.500	.533	.511	.507	.562	.547
.545	.524	.535	.510	.533	.524	.510	.510	.514	.531	.556	.551	.535
.517	.527	.535	.522	.529	.524	.539	.527	.518	.535	.535	.541	.532
—	—	—	—	—	—	—	—	—	—	—	—	501
.473	.499	.490	.469	.466	.455	.458	.465	.471	.469	.489	.473	.501
.474	.487	.481	.496	.482	.479	.431	.416	.465	.496	.516	.499	.482
436	.428	.424	.424	.420	.428	.403	.396	.465	.494	.506	.506	.474
.530	.534	.548	.544	.539	.546	.541	.541	.554	.556	.556	.563	.527
.505	.505	.491	.500	.494	.487	.476	.472	.463	.433	.470	.453	.504
.512	.514	.500	.454	.468	.461	.387	.411	.401	.439	.417	.454	.465
—	—	—	—	—	—	—	—	—	—	—	—	491
.474	.514	.503	.514	.509	.519	.505	.503	.509	.503	.486	.496	.491
.464	.495	.476	.461	.478	.483	.458	.492	.483	.500	.512	.519	.493
.464	.456	.474	.463	.482	.461	.423	.432	.455	.457	.457	.472	.477
.465	.468	.481	.469	.449	.459	.469	.458	.429	.512	.476	.455	.462
.531	.518	.516	.497	.528	.531	.476	.504	.511	.499	.514	.535	.503
.503	.475	.499	.483	.501	.518	.505	.507	.511	.518	.516	.531	.515
—	—	—	—	—	—	—	—	—	—	—	—	482
.483	.467	.479	.489	.485	.463	.469	.445	.478	.493	.472	.482	.482
.510	.511	.511	.504	.507	.507	.492	.493	.503	.512	.515	.520	.513

HUMIDITY OF THE AIR, AND TENSION OF THE ATMOSPHERIC VAPOUR.													
Hours of Mean Göttingen Time.	0	1	2	3	4	5	6	7	8	9	10	11	
Hours of Mean St. Helena Time.	23	0	1	2	3	4	5	6	7	8	9	10	
Humidity of the Air. JUNE.	1	81	86	76	80	75	78	82	85	84	86	91	94
	2	80	78	69	70	69	72	73	76	81	83	84	86
	3	73	70	68	66	70	67	68	70	75	75	73	70
	4	82	66	66	70	65	69	72	80	79	79	84	81
	5	82	76	73	71	73	76	78	78	83	84	85	86
	6	85	77	75	73	74	76	75	83	84	84	82	83
	7	—	—	—	—	—	—	—	—	—	—	—	—
	8	79	78	79	74	78	77	80	81	81	85	92	86
	9	82	79	79	77	79	78	80	83	83	84	89	84
	10	78	80	73	71	73	75	70	72	75	75	73	74
	11	81	82	75	77	73	70	76	81	85	86	89	89
	12	77	73	77	74	70	77	80	82	84	81	84	83
	13	75	73	67	69	67	67	73	73	74	78	84	76
	14	—	—	—	—	—	—	—	—	—	—	—	—
	15	66	71	70	70	69	73	73	75	79	73	74	75
	16	65	65	64	62	61	62	65	67	68	72	76	78
	17	80	78	77	73	75	75	81	83	89	87	89	90
	18	91	90	84	79	77	77	77	79	81	85	86	84
	19	89	88	87	85	84	85	76	79	77	84	74	77
	20	81	76	72	63	64	64	65	67	73	76	80	81
	21	—	—	—	—	—	—	—	—	—	—	—	—
	22	90	90	89	88	88	85	89	91	94	97	96	99
	23	91	85	90	93	90	88	85	90	90	95	94	96
	24	90	87	86	86	86	87	87	85	90	89	88	89
	25	92	95	96	93	95	94	95	94	94	98	98	98
	26	95	94	91	92	89	90	91	89	94	94	93	96
	27	82	81	76	72	82	85	87	85	82	75	82	82
	28	—	—	—	—	—	—	—	—	—	—	—	—
	29	85	81	81	81	82	82	77	85	92	86	81	79
	30	72	74	71	75	85	86	77	83	81	75	75	81
	Hourly Means	82	80	77	76	77	77	78	81	83	83	84	84
Tension of the Vapour. JUNE.	1	In. .446	In. .486	In. .437	In. .470	In. .434	In. .454	In. .459	In. .458	In. .446	In. .450	In. .471	In. .492
	2	.462	.454	.402	.421	.405	.422	.406	.406	.431	.447	.450	.458
	3	.402	.394	.390	.381	.402	.378	.370	.371	.392	.392	.376	.364
	4	.467	.383	.397	.419	.386	.404	.403	.446	.435	.424	.457	.431
	5	.459	.453	.445	.440	.437	.453	.450	.438	.443	.446	.443	.446
	6	.474	.452	.450	.437	.432	.441	.422	.454	.454	.439	.420	.419
	7	—	—	—	—	—	—	—	—	—	—	—	—
	8	.444	.462	.469	.448	.466	.448	.446	.442	.429	.436	.474	.446
	9	.471	.461	.476	.464	.461	.442	.450	.458	.451	.427	.466	.435
	10	.438	.485	.460	.440	.445	.462	.421	.403	.395	.382	.345	.339
	11	.453	.479	.450	.464	.433	.411	.437	.431	.440	.435	.450	.446
	12	.456	.433	.475	.463	.419	.460	.458	.451	.457	.425	.454	.436
	13	.427	.429	.408	.424	.415	.408	.429	.414	.400	.430	.461	.422
	14	—	—	—	—	—	—	—	—	—	—	—	—
	15	.412	.442	.451	.444	.432	.445	.437	.438	.457	.421	.408	.415
	16	.390	.403	.407	.395	.376	.371	.378	.371	.369	.380	.402	.415
	17	.485	.470	.471	.437	.450	.442	.457	.458	.482	.469	.482	.484
	18	.514	.533	.478	.465	.460	.444	.431	.416	.417	.424	.419	.409
	19	.482	.487	.477	.466	.461	.462	.406	.404	.387	.413	.345	.348
	20	.429	.433	.403	.357	.370	.365	.363	.364	.376	.387	.415	.421
	21	—	—	—	—	—	—	—	—	—	—	—	—
	22	.476	.480	.492	.483	.483	.478	.478	.479	.484	.503	.485	.497
	23	.514	.481	.492	.505	.492	.487	.466	.476	.468	.495	.492	.501
	24	.507	.481	.489	.497	.494	.497	.489	.458	.468	.463	.459	.457
	25	.478	.483	.520	.505	.495	.484	.479	.468	.468	.474	.478	.474
	26	.479	.480	.479	.486	.466	.468	.468	.450	.469	.472	.450	.470
	27	.440	.446	.433	.414	.463	.474	.461	.436	.412	.368	.412	.416
	28	—	—	—	—	—	—	—	—	—	—	—	—
	29	.470	.453	.457	.465	.448	.448	.404	.440	.471	.427	.393	.387
	30	.390	.399	.397	.415	.458	.450	.389	.419	.406	.371	.371	.396
	Hourly Means	.456	.456	.450	.446	.442	.442	.433	.433	.435	.431	.434	.432

HUMIDITY OF THE AIR, AND TENSION OF THE ATMOSPHERIC VAPOUR.

12	13	14	15	16	17	18	19	20	21	22	23	Daily and Monthly Means.
11	12	13	14	15	16	17	18	19	20	21	22	
94	91	94	90	94	95	92	91	92	92	76	87	87
87	89	90	88	91	84	89	85	86	80	72	70	80
77	76	72	76	79	76	74	79	79	82	69	78	73
77	75	72	78	73	88	86	89	89	87	85	85	78
87	88	88	88	85	79	86	89	93	87	88	87	83
—	—	—	—	—	—	—	—	—	—	—	—	—
86	88	86	89	89	86	86	91	87	91	90	80	83
89	86	86	87	89	89	89	89	94	91	88	85	85
83	79	84	87	84	83	79	81	86	88	89	85	83
75	82	84	84	90	86	84	88	92	93	87	84	80
92	91	92	89	91	89	88	87	87	87	82	83	84
84	86	80	79	88	82	80	79	78	83	84	79	80
—	—	—	—	—	—	—	—	—	—	—	—	—
76	75	73	76	75	69	77	70	76	79	73	73	74
73	81	76	76	78	76	73	72	75	72	68	67	73
85	87	87	85	85	85	86	88	90	90	88	87	77
91	89	91	92	91	92	92	92	92	94	94	93	87
88	87	87	88	88	86	91	92	92	94	95	92	86
77	73	79	85	91	89	82	84	87	88	90	83	83
—	—	—	—	—	—	—	—	—	—	—	—	—
94	92	93	94	96	94	93	96	92	98	89	89	83
97	97	95	97	99	96	97	97	97	95	99	94	94
95	95	95	96	95	92	94	99	97	96	96	95	93
91	88	89	88	89	91	89	92	91	96	96	100	90
96	98	96	93	96	96	98	97	100	96	96	100	96
94	96	97	97	96	91	93	91	86	84	80	79	91
—	—	—	—	—	—	—	—	—	—	—	—	—
89	89	89	88	91	95	96 ^a	94	94	94	91	89	86
81	82	77	78	74	81	82	84	83	82	81	78	81
84	78	78	77	76	77	84	87	86	86	84	81	80
86	86	86	86	87	86	87	88	88	89	86	85	83
In.	In.	In.	In.	In.	In.	In.	In.	In.	In.	In.	In.	In.
·492	·479	492	·472	·476	·487	·478	·468	·474	·486	·406	·489	·467
·461	·474	·468	·467	·468	·423	·453	·424	·431	·407	·380	·382	·433
·397	·398	·374	·388	·401	·387	·372	·397	·397	·428	·372	·442	·390
·408	·392	·377	·411	·372	·460	·431	·457	·442	·437	·451	·462	·423
·445	·451	·448	·451	·424	·384	·399	·426	·454	·445	·467	·469	·442
—	—	—	—	—	—	—	—	—	—	—	—	—
·446	·444	·439	·446	·446	·427	·423	·453	·429	·471	·480	·446	·444
·465	·446	·435	·433	·446	·446	·446	·446	·476	·475	·471	·474	·453
·402	·361	·370	·408	·403	·395	·354	·353	·375	·414	·465	·458	·426
·335	·359	·363	·357	·387	·375	·363	·391	·419	·446	·445	·450	·404
·459	·453	·456	·450	·456	·450	·436	·433	·441	·456	·444	·462	·447
·423	·446	·423	·408	·463	·433	·415	·404	·407	·439	·457	·435	·439
—	—	—	—	—	—	—	—	—	—	—	—	—
·418	·407	·398	·406	·403	·369	·408	·371	·395	·428	·421	·433	·414
·398	·446	·422	·406	·419	·406	·392	·387	·399	·390	·384	·391	·418
·466	·473	·461	·458	·451	·443	·443	·455	·468	·480	·494	·500	·427
·491	·474	·479	·490	·479	·478	·482	·478	·478	·484	·492	·513	·475
·432	·418	·414	·414	·417	·403	·433	·444	·452	·473	·495	·490	·446
·353	·345	·348	·389	·433	·434	·402	·416	·425	·455	·480	·447	·419
—	—	—	—	—	—	—	—	—	—	—	—	—
·476	·459	·465	·464	·474	·445	·434	·447	·429	·474	·453	·461	·424
·495	·499	·479	·499	·505	·497	·499	·499	·499	·495	·537	·528	·493
·499	·495	·495	·497	·487	·467	·476	·493	·495	·493	·505	·514	·491
·468	·455	·457	·448	·450	·456	·450	·452	·453	·481	·481	·512	·472
·463	·478	·470	·454	·459	·451	·467	·465	·466	·459	·463	·488	·475
·461	·470	·483	·483	·474	·437	·442	·437	·399	·396	·404	·401	·455
—	—	—	—	—	—	—	—	—	—	—	—	—
·453	·450	·457	·432	·460	·479	·481 ^a	·476	·461	·473	·475	·466	·447
·393	·405	·379	·381	·356	·396	·402	·409	·408	·412	·413	·402	·418
·420	·381	·378	·377	·370	·377	·406	·411	·412	·419	·431	·429	·403
·439	·437	·432	·434	·438	·431	·430	·434	·438	·451	·453	·459	·440

^a Five minutes late.

HUMIDITY OF THE AIR, AND TENSION OF THE ATMOSPHERIC VAPOUR.													
Hours of Mean Göttingen Time.	0	1	2	3	4	5	6	7	8	9	10	11	
Hours of Mean St. Helena Time.	23	0	1	2	3	4	5	6	7	8	9	10	
Humidity of the Air. JULY.	1	82	78	79	78	81	78	82	85	87	87	89	89
	2	90	84	91	86	80	82	81	87	89	88	89	92
	3	92	90	84	76	75	74	78	80	84	88	88	91
	4	85	89	82	80	77	76	78	77	82	84	87	88
	5	—	—	—	—	—	—	—	—	—	—	—	—
	6	95	94	89	87	84	84	85	92	89	89	92	92
	7	92	92	91	84	85	86	87	88	89	91	89	91
	8	92	85	91	88	82	73	76	81	83	81	87	87
	9	75	68	78	72	77	72	77	83	81	84	89	89
	10	86	90	85	84	80	81	82	79	78	72	73	73
	11	85	83	95	89	89	90	91	94	94	98	94	96
	12	—	—	—	—	—	—	—	—	—	—	—	—
	13	87	89	92	86	88	82	82	87	89	87	91	89
	14	93	93	89	85	85	79	77	79	83	86	83	83
	15	75	76	70	71	72	70	72	76	79	82	77	78
	16	98	97	94	89	87	88	88	89	92	89	88	89
	17	89	89	80	81	89	89	91	87	96	87	95	95
	18	86	92	93	89	89	92	94	93	94	91	91	91
	19	—	—	—	—	—	—	—	—	—	—	—	—
	20	93	97	96	87	89	88	89	94	91	92	89	87
	21	87	92	83	73	81	81	85	83	84	86	87	87
	22	84	79	81	82	86	89	89	88	88	88	91	93
	23	79	78	77	73	70	67	66	74	74	77	79	82
	24	68	71	75	72	69	68	75	82	83	88	78	79
	25	93	94	94	96	94	94	93	93	94	92	94	93
	26	—	—	—	—	—	—	—	—	—	—	—	—
	27	89	86	85	88	83	85	91	91	93	91	92	92
	28	82	79	81	84	80	79	81	81	88	89	89	89
	29	88	78	75	76	72	77	77	78	82	82	79	83
	30	92	88	84	85	82	76	87	80	81	79	77	77
	31	85	87	83	79	79	81	80	80	82	86	87	79
Hourly Means	87	86	85	82	82	81	83	84	86	86	87	87	
Tension of the Vapour. JULY.	In.	In.	In.	In.	In.	In.	In.	In.	In.	In.	In.	In.	
	1	.433	.429	.439	.434	.449	.438	.440	.424	.425	.429	.438	.438
	2	.484	.465	.514	.494	.485	.487	.465	.473	.478	.460	.453	.463
	3	.498	.484	.465	.425	.415	.412	.434	.407	.413	.432	.428	.433
	4	.466	.531	.501	.494	.464	.453	.446	.416	.420	.416	.418	.424
	5	—	—	—	—	—	—	—	—	—	—	—	—
	6	.491	.492	.478	.473	.457	.450	.443	.471	.446	.446	.456	.456
	7	.478	.474	.475	.450	.451	.454	.433	.421	.434	.437	.426	.437
	8	.444	.424	.453	.455	.420	.376	.387	.402	.412	.389	.425	.418
	9	.374	.359	.419	.383	.408	.377	.390	.412	.386	.393	.423	.413
	10	.427	.468	.458	.427	.415	.413	.405	.384	.374	.338	.341	.344
	11	.466	.443	.499	.466	.474	.472	.460	.476	.468	.482	.468	.474
	12	—	—	—	—	—	—	—	—	—	—	—	—
	13	.429	.463	.478	.446	.455	.409	.399	.418	.413	.401	.416	.410
	14	.446	.442	.457	.440	.451	.404	.382	.377	.385	.396	.385	.382
	15	.381	.405	.378	.391	.395	.378	.374	.379	.384	.402	.372	.374
	16	.455	.461	.464	.450	.429	.428	.417	.416	.422	.406	.401	.403
	17	.426	.442	.415	.421	.446	.430	.433	.391	.439	.391	.424	.424
	18	.427	.474	.465	.446	.450	.456	.453	.438	.449	.422	.416	.413
	19	—	—	—	—	—	—	—	—	—	—	—	—
	20	.442	.483	.481	.445	.457	.436	.434	.457	.429	.432	.400	.398
	21	.414	.463	.454	.397	.438	.425	.424	.408	.400	.403	.408	.401
	22	.409	.394	.406	.412	.427	.416	.406	.401	.398	.398	.409	.421
	23	.404	.407	.400	.389	.375	.357	.339	.362	.356	.364	.371	.379
	24	.359	.387	.385	.394	.372	.362	.385	.405	.395	.414	.354	.357
	25	.465	.472	.464	.470	.449	.445	.442	.434	.445	.432	.445	.434
	26	—	—	—	—	—	—	—	—	—	—	—	—
	27	.453	.446	.455	.463	.443	.424	.449	.437	.442	.422	.429	.425
	28	.412	.401	.417	.442	.419	.412	.417	.389	.417	.423	.413	.410
	29	.483	.442	.427	.437	.403	.424	.408	.400	.412	.402	.387	.399
	30	.498	.483	.457	.474	.471	.418	.477	.415	.386	.345	.324	.319
31	.440	.445	.436	.420	.412	.421	.411	.397	.405	.419	.421	.387	
Hourly Means	.441	.447	.450	.438	.434	.421	.421	.415	.416	.411	.409	.409	

HUMIDITY OF THE AIR, AND TENSION OF THE ATMOSPHERIC VAPOUR.

12	13	14	15	16	17	18	19	20	21	22	23	Daily and Monthly Means.
11	12	13	14	15	16	17	18	19	20	21	22	
89	94	93	94	93	93	93	96	94	96	97	95	88
88	91	93	92	94	94	92	92	92	96	92	85	89
88	92	91	89	91	91	91	87	96	96	94	94	87
—	—	—	—	—	—	—	—	—	—	—	—	} 87
91	89	89	93	89	88	93	93	93	96	99	96	
91	91	93	94	93	94	92	94	93	93	94	97	91
92	92	89	89	91	94	89	93	84	92	94	89	90
89	84	89	80	82	92	89	89	84	73	77	78	84
88	88	86	96	96	91	79	83	82	86	86	88	83
76	77	77	84	87	83	89	89	92	95	92	91	83
—	—	—	—	—	—	—	—	—	—	—	—	} 87
72	73	72	76	79	87	87	88	95	88	89	91	
91	89	89	92	93	97	92	92	92	94	92	92	90
83	92	88	79	72	77	80	79	87	82	83	77	83
79	86	89	89	91	93	89	93	96	95	97	98	83
83	81	75	77	79	84	88	92	82	80	80	86	86
91	99	100	100	99	100	97	92	89	89	83	81	91
—	—	—	—	—	—	—	—	—	—	—	—	} 95
100	100	99	97	100	96	96	95	96	100	100	98	
86	83	80	75	85	77	75	79	79	89	78	82	86
92	92	93	95	91	95	91	86	82	84	87	78	86
91	92	95	95	93	95	93	88	85	81	83	82	88
77	77	76	77	74	79	73	80	79	79	78	77	76
77	83	82	84	84	83	82	84	83	82	83	94	80
—	—	—	—	—	—	—	—	—	—	—	—	} 95
94	96	93	97	97	96	97	97	100	96	96	93	
93	93	92	93	95	93	93	95	92	89	87	89	90
89	92	92	92	93	93	92	92	97	97	89	88	88
84	91	88	92	92	92	92	91	92	94	92	90	85
72	77	78	75	83	78	78	80	86	89	89	89	82
74	82	81	86	88	92	91	92	92	88	89	88	85
86	88	87	88	89	90	89	89	89	90	89	88	87
In.	In.	In.	In.	In.	In.	In.	In.	In.	In.	In.	In.	In.
.434	.457	.454	.457	.450	.446	.438	.447	.445	.459	.483	.499	.445
.432	.433	.442	.440	.457	.457	.452	.440	.440	.466	.459	.440	.462
.414	.429	.422	.416	.416	.419	.416	.395	.432	.455	.476	.492	.435
—	—	—	—	—	—	—	—	—	—	—	—	} .448
.437	.430	.423	.442	.431	.404	.427	.418	.431	.470	.497	.489	
.441	.437	.450	.453	.446	.453	.440	.449	.442	.458	.476	.491	.458
.444	.444	.434	.434	.422	.453	.423	.434	.390	.436	.464	.446	.441
.434	.409	.413	.373	.379	.432	.410	.419	.390	.336	.369	.381	.406
.408	.417	.409	.436	.447	.416	.357	.385	.379	.396	.412	.424	.401
.357	.363	.366	.396	.401	.382	.406	.406	.416	.441	.459	.475	.403
—	—	—	—	—	—	—	—	—	—	—	—	} .430
.338	.345	.339	.358	.371	.405	.398	.401	.430	.408	.430	.449	
.422	.406	.410	.425	.422	.428	.419	.419	.412	.445	.444	.440	.426
.389	.429	.404	.357	.314	.339	.356	.354	.398	.382	.405	.389	.394
.384	.409	.416	.410	.422	.446	.423	.434	.443	.441	.449	.455	.406
.373	.359	.337	.342	.354	.370	.388	.402	.359	.359	.376	.406	.399
.409	.447	.454	.454	.447	.454	.434	.409	.400	.406	.389	.389	.424
—	—	—	—	—	—	—	—	—	—	—	—	} .441
.462	.446	.443	.431	.439	.416	.416	.417	.426	.450	.466	.463	
.393	.376	.363	.340	.389	.351	.343	.365	.357	.419	.362	.420	.407
.425	.422	.431	.434	.413	.414	.406	.382	.362	.374	.398	.378	.411
.406	.406	.424	.414	.406	.411	.408	.382	.369	.359	.389	.402	.403
.351	.351	.347	.348	.327	.351	.324	.356	.354	.361	.374	.386	.364
.349	.385	.376	.386	.383	.376	.373	.383	.382	.389	.408	.453	.384
—	—	—	—	—	—	—	—	—	—	—	—	} .444
.445	.447	.427	.445	.438	.426	.425	.428	.443	.423	.447	.458	
.427	.431	.422	.424	.427	.418	.424	.424	.409	.406	.414	.442	.432
.410	.425	.419	.416	.424	.418	.416	.409	.438	.457	.434	.448	.420
.403	.429	.408	.432	.440	.436	.436	.429	.432	.461	.478	.484	.429
.295	.319	.325	.312	.336	.333	.342	.356	.388	.426	.446	.453	.392
.329	.347	.335	.365	.371	.406	.406	.412	.412	.428	.438	.455	.405
.400	.407	.403	.405	.407	.410	.404	.406	.407	.419	.431	.441	.419

HUMIDITY OF THE AIR, AND TENSION OF THE ATMOSPHERIC VAPOUR.													
Hours of Mean Göttingen Time.	0	1	2	3	4	5	6	7	8	9	10	11	
Hours of Mean St. Helena Time.	23	0	1	2	3	4	5	6	7	8	9	10	
Humidity of the Air. AUGUST.	1	78	71	73	76	78	75	79	79	77	83	89	92
	2	—	—	—	—	—	—	—	—	—	—	—	—
	3	87	88	87	86	91	89	94	95	92	93	95	92
	4	84	85	89	87	89	93	93	97	97	97	93	95
	5	89	85	89	85	86	89	87	93	97	97	96	91
	6	84	83	81	78	84	82	85	89	89	89	92	93
	7	82	84	83	79	78	79	81	86	86	88	89	84
	8	86	87	87	87	85	86	85	86	89	93	92	92
	9	—	—	—	—	—	—	—	—	—	—	—	—
	10	88	85	89	87	90	89	89	89	93	94	98	97
	11	81	76	81	81	82	87	86	89	89	88	89	91
	12	86	82	87	84	83	84	89	84	92	85	89	91
	13	79	76	74	68	76	77	87	84	71	76	87	75
	14	89	80	81	82	86	82	88	86	84	86	85	93
	15	94	94	91	87	88	84	86	91	91	93	93	95
	16	—	—	—	—	—	—	—	—	—	—	—	—
	17	93	89	88	88	88	89	89	93	95	97	100	97
	18	89	82	81	84	89	88	86	93	93	93	95	96
	19	100	98	94	94	96	95	95	96	95	99	93	95
	20	98	97	96	96	96	97	97	100	100	100	100	100
	21	100	95	95	95	99	99	100	98	100	100	100	100
	22	99	100	100	95	90	92	95	97	97	98	100	98
	23	—	—	—	—	—	—	—	—	—	—	—	—
	24	92	90	87	85	89	88	86	88	94	88	92	94
	25	86	83	81	81	78	81	85	88	88	89	86	88
	26	81	83	78	84	85	85	80	84	88	82	84	89
	27	92	89	79	82	84	84	82	88	93	96	94	97
	28	81	77	67	70	69	74	74	79	86	88	93	95
	29	86	89	83	81	85	85	91	93	93	94	93	93
	30	—	—	—	—	—	—	—	—	—	—	—	—
	31	85	77	79	82	89	84	86	82	92	93	91	87
Hourly Means	88	86	85	84	86	86	87	89	91	91	93	93	
Tension of the Vapour. AUGUST.	In.	In.	In.	In.	In.	In.	In.	In.	In.	In.	In.	In.	
	1	.414	.387	.406	.429	.438	.415	.404	.394	.376	.395	.434	.436
	2	—	—	—	—	—	—	—	—	—	—	—	—
	3	.429	.451	.448	.439	.456	.442	.453	.441	.429	.424	.430	.412
	4	.409	.424	.466	.445	.442	.461	.434	.449	.453	.449	.414	.421
	5	.426	.424	.453	.436	.427	.446	.421	.442	.445	.441	.436	.403
	6	.435	.458	.449	.442	.469	.451	.451	.457	.450	.450	.456	.458
	7	.440	.442	.436	.416	.419	.416	.421	.431	.427	.432	.430	.393
	8	.446	.448	.448	.452	.436	.439	.428	.419	.426	.442	.425	.425
	9	—	—	—	—	—	—	—	—	—	—	—	—
	10	.467	.458	.465	.473	.472	.466	.453	.442	.458	.457	.474	.461
	11	.431	.405	.442	.442	.440	.452	.427	.430	.423	.411	.419	.416
	12	.416	.405	.411	.413	.402	.393	.406	.377	.409	.383	.403	.406
	13	.401	.383	.374	.362	.388	.390	.405	.393	.321	.343	.395	.337
	14	.461	.404	.417	.424	.427	.409	.432	.399	.386	.393	.389	.421
	15	.445	.445	.441	.421	.432	.413	.409	.419	.406	.414	.418	.424
	16	—	—	—	—	—	—	—	—	—	—	—	—
	17	.442	.434	.432	.444	.440	.432	.423	.427	.430	.438	.446	.428
	18	.423	.409	.421	.446	.438	.417	.403	.427	.418	.418	.424	.413
	19	.466	.459	.453	.453	.447	.437	.421	.419	.417	.430	.404	.421
	20	.474	.480	.470	.474	.470	.461	.449	.458	.454	.454	.466	.466
	21	.504	.499	.495	.479	.493	.489	.488	.474	.477	.481	.473	.470
	22	.485	.500	.504	.495	.472	.482	.479	.483	.476	.478	.488	.474
	23	—	—	—	—	—	—	—	—	—	—	—	—
	24	.490	.488	.485	.474	.478	.463	.443	.440	.457	.421	.440	.453
	25	.450	.447	.446	.449	.430	.442	.440	.432	.432	.426	.403	.417
	26	.421	.436	.438	.435	.424	.424	.400	.413	.421	.386	.393	.419
	27	.467	.446	.416	.433	.446	.439	.416	.428	.442	.459	.449	.453
	28	.413	.393	.354	.371	.369	.375	.365	.381	.403	.408	.431	.437
	29	.454	.474	.458	.442	.447	.436	.453	.450	.442	.445	.442	.434
	30	—	—	—	—	—	—	—	—	—	—	—	—
31	.440	.424	.439	.440	.457	.439	.439	.396	.440	.446	.437	.405	
Hourly Means	.444	.439	.441	.440	.441	.436	.429	.428	.428	.428	.432	.427	

HUMIDITY OF THE AIR, AND TENSION OF THE ATMOSPHERIC VAPOUR.

12	13	14	15	16	17	18	19	20	21	22	23	Daily and Monthly Means.
11	12	13	14	15	16	17	18	19	20	21	22	
—	—	—	—	—	—	—	—	—	—	—	—	} 85
100	100	88	98	100	99	89	84	85	82	88	89	
86	85	81	84	81	92	89	93	89	93	87	84	} 89
100	100	99	100	100	97	94	93	96	96	100	94	
96	99	100	99	97	100	97	100	96	88	94	88	} 93
93	94	91	89	91	89	89	88	91	94	83	82	
85	86	86	92	88	92	89	89	91	88	85	87	} 86
—	—	—	—	—	—	—	—	—	—	—	—	
93	93	94	94	96	94	92	91	91	89	89	89	} 90
98	96	97	97	96	95	92	89	89	87	84	75	
87	88	88	79	82	81	79	73	81	81	75	87	} 83
89	96	96	93	93	86	86	86	82	81	73	79	
71	81	72	84	83	78	79	84	81	91	91	86	} 80
88	91	92	95	90	99	97	97	96	99	95	99	
—	—	—	—	—	—	—	—	—	—	—	—	} 95
100	100	97	99	99	97	99	99	100	100	99	100	
96	100	93	92	97	94	99	97	97	100	100	96	} 94
95	97	95	92	96	100	96	100	99	96	97	100	
95	96	96	97	99	100	100	100	100	100	100	98	} 97
100	100	100	100	100	98	100	100	100	100	100	100	
100	98	98	100	100	98	100	98	100	100	100	100	} 99
—	—	—	—	—	—	—	—	—	—	—	—	
93	93	92	97	96	96	96	94	97	96	96	94	} 96
89	91	91	89	91	89	89	93	93	88	91	88	
88	84	88	79	88	83	91	83	92	88	84	84	} 85
92	87	89	86	88	89	89	83	82	81	84	86	
97	95	96	95	93	95	95	89	85	89	82	76	} 89
96	91	84	81	89	84	95	93	97	92	93	94	
—	—	—	—	—	—	—	—	—	—	—	—	} 88
86	89	92	88	88	88	87	88	89	86	85	88	
86	93	87	93	89	89	88	89	91	93	89	89	} 88
92	93	92	92	93	92	92	91	92	91	90	90	
In.	In.	In.	In.	In.	In.	In.	In.	In.	In.	In.	In.	} In.
—	—	—	—	—	—	—	—	—	—	—	—	
·470	·462	·411	·459	·462	·447	·400	·377	·389	·376	·424	·426	} ·418
·388	·377	·359	·374	·356	·399	·380	·398	·390	·414	·398	·396	
·446	·450	·433	·436	·446	·421	·407	·401	·416	·419	·446	·445	} ·435
·423	·440	·439	·436	·428	·433	·418	·436	·423	·391	·445	·440	
·454	·461	·437	·426	·429	·413	·416	·401	·419	·445	·415	·424	} ·440
·389	·385	·385	·412	·401	·422	·419	·423	·426	·417	·424	·452	
—	—	—	—	—	—	—	—	—	—	—	—	} ·438
·434	·431	·445	·445	·451	·445	·432	·426	·429	·426	·446	·463	
·463	·455	·453	·449	·429	·424	·419	·406	·406	·398	·409	·371	} ·443
·401	·404	·398	·354	·365	·362	·345	·317	·353	·359	·343	·411	
·396	·429	·423	·411	·404	·379	·375	·382	·362	·362	·335	·354	} ·394
·317	·362	·318	·370	·369	·339	·345	·363	·356	·409	·422	·409	
·378	·399	·406	·411	·387	·420	·415	·408	·409	·427	·424	·443	} ·412
—	—	—	—	—	—	—	—	—	—	—	—	
·436	·436	·418	·423	·420	·418	·417	·417	·430	·423	·433	·454	
·416	·423	·395	·393	·418	·404	·423	·418	·418	·443	·446	·439	} ·427
·414	·415	·411	·390	·409	·423	·400	·423	·420	·416	·431	·458	
·417	·416	·416	·425	·433	·436	·443	·439	·443	·446	·454	·455	} ·435
·462	·470	·466	·466	·462	·459	·473	·473	·477	·477	·485	·496	
·477	·467	·463	·470	·470	·463	·470	·463	·477	·473	·485	·488	} ·479
—	—	—	—	—	—	—	—	—	—	—	—	
·434	·442	·429	·449	·447	·451	·451	·445	·461	·451	·481	·480	
·419	·426	·422	·416	·413	·403	·406	·424	·424	·408	·441	·444	} ·441
·414	·393	·411	·374	·414	·382	·426	·376	·429	·421	·406	·423	
·436	·405	·410	·396	·404	·416	·413	·382	·379	·383	·420	·446	} ·413
·445	·434	·432	·424	·414	·424	·421	·390	·373	·403	·382	·369	
·432	·399	·366	·353	·390	·366	·414	·411	·438	·416	·450	·461	} ·400
—	—	—	—	—	—	—	—	—	—	—	—	
·406	·430	·440	·414	·417	·408	·408	·408	·423	·409	·424	·448	
·396	·438	·398	·438	·413	·406	·398	·403	·406	·438	·423	·438	} ·425
·422	·425	·415	·416	·417	·414	·413	·408	·415	·417	·427	·437	

HUMIDITY OF THE AIR, AND TENSION OF THE ATMOSPHERIC VAPOUR.													
Hours of Mean Göttingen Time.	0	1	2	3	4	5	6	7	8	9	10	11	
Hours of Mean St. Helena Time.	23	0	1	2	3	4	5	6	7	8	9	10	
Humidity of the Air. SEPTEMBER.	1	85	85	84	83	83	82	87	84	93	96	100	97
	2	89	87	86	85	91	94	93	94	95	96	96	91
	3	86	81	81	79	84	86	87	84	91	87	89	93
	4	94	93	89	88	89	91	96	97	96	97	91	92
	5	98	96	94	91	92	94	94	85	84	80	83	80
	6	—	—	—	—	—	—	—	—	—	—	—	—
	7	87	82	80	78	85	81	85	84	87	94	88	89
	8	87	81	80	86	79	76	82	84	89	91	93	95
	9	98	89	84	86	81	84	86	91	93	93	92	93
	10	86	88	85	85	89	88	87	88	88	91	94	92
	11	82	86	81	76	84	85	85	82	81	87	87	89
	12	71	76	66	66	74	77	77	81	86	87	87	89
	13	—	—	—	—	—	—	—	—	—	—	—	—
	14	66	66	68	73	65	75	79	79	83	84	88	86
	15	88	81	79	76	77	76	81	84	84	85	86	84
	16	72	76	68	63	69	64	63	66	77	81	84	83
	17	84	85	80	76	78	79	85	84	84	84	87	87
	18	91	86	77	77	79	76	80	82	80	82	80	77
	19	85	81	82	79	76	81	86	91	86	93	94	94
	20	—	—	—	—	—	—	—	—	—	—	—	—
	21	80	77	76	76	76	79	78	82	83	87	86	83
	22	81	83	78	83	79	81	80	82	83	83	84	82
	23	82	73	77	71	72	72	76	81	84	84	87	86
	24	96	94	93	89	82	87	77	84	84	80	97	80
	25	79	79	81	78	76	80	85	87	88	91	89	94
	26	82	81	81	76	79	76	79	86	99	89	91	91
	27	—	—	—	—	—	—	—	—	—	—	—	—
	28	82	81	79	81	81	85	84	87	88	88	84	85
	29	80	79	76	76	77	79	80	86	93	89	93	92
	30	89	86	81	83	82	82	83	87	84	86	86	85
	Hourly Means	85	83	80	79	80	81	83	85	87	88	88	88
Tension of the Vapour. SEPTEMBER.	1	In. .432	In. .447	In. .450	In. .443	In. .439	In. .428	In. .437	In. .406	In. .446	In. .455	In. .473	In. .449
	2	.461	.456	.458	.451	.453	.468	.442	.445	.441	.447	.447	.416
	3	.446	.427	.434	.424	.442	.435	.429	.400	.437	.405	.426	.434
	4	.453	.461	.438	.448	.442	.437	.455	.449	.443	.449	.416	.429
	5	.463	.463	.469	.453	.444	.449	.445	.380	.374	.359	.373	.363
	6	—	—	—	—	—	—	—	—	—	—	—	—
	7	.425	.432	.419	.423	.443	.425	.424	.403	.408	.445	.401	.403
	8	.445	.431	.423	.458	.416	.398	.416	.403	.419	.413	.427	.427
	9	.474	.450	.423	.435	.425	.431	.427	.437	.446	.446	.436	.442
	10	.458	.479	.478	.470	.470	.467	.461	.455	.432	.437	.457	.440
	11	.420	.446	.446	.422	.469	.474	.474	.433	.399	.418	.414	.423
	12	.360	.395	.365	.365	.404	.420	.408	.413	.423	.418	.414	.426
	13	—	—	—	—	—	—	—	—	—	—	—	—
	14	.355	.362	.370	.398	.362	.403	.408	.394	.405	.400	.414	.396
	15	.467	.442	.445	.429	.435	.425	.427	.442	.431	.424	.423	.403
	16	.377	.429	.394	.369	.402	.365	.352	.352	.390	.393	.403	.395
	17	.457	.466	.446	.441	.458	.443	.447	.423	.416	.406	.411	.414
	18	.441	.454	.408	.416	.412	.395	.397	.392	.379	.392	.373	.351
	19	.432	.434	.436	.431	.418	.427	.427	.441	.409	.438	.449	.445
	20	—	—	—	—	—	—	—	—	—	—	—	—
	21	.415	.424	.410	.414	.410	.412	.393	.402	.399	.418	.409	.392
	22	.438	.439	.415	.454	.428	.427	.419	.420	.419	.408	.409	.392
	23	.440	.421	.456	.424	.427	.412	.425	.425	.423	.420	.425	.416
	24	.470	.461	.461	.438	.416	.433	.377	.396	.393	.367	.361	.363
	25	.416	.420	.442	.434	.406	.419	.424	.421	.417	.429	.416	.445
	26	.436	.449	.453	.437	.435	.406	.412	.427	.434	.434	.433	.437
	27	—	—	—	—	—	—	—	—	—	—	—	—
	28	.424	.434	.439	.442	.442	.436	.427	.425	.428	.424	.396	.405
	29	.419	.424	.410	.422	.412	.408	.397	.419	.442	.419	.431	.422
	30	.442	.439	.429	.436	.424	.420	.408	.411	.393	.393	.396	.389
	Hourly Means	.433	.438	.431	.430	.428	.426	.422	.416	.417	.418	.417	.412

HUMIDITY OF THE AIR, AND TENSION OF THE ATMOSPHERIC VAPOUR.

12	13	14	15	16	17	18	19	20	21	22	23	Daily and Monthly Means.
11	12	13	14	15	16	17	18	19	20	21	22	
96	95	95	93	95	95	95	96	93	95	91	91	91
93	89	93	96	92	89	92	89	88	91	89	83	91
89	91	91	89	95	95	92	97	99	100	100	98	90
96	92	84	91	84	93	95	96	85	93	94	96	92
—	—	—	—	—	—	—	—	—	—	—	—	—
93	95	90	93	90	95	99	99	100	100	91	92	92
86	87	85	91	95	92	93	96	89	92	89	91	88
96	97	99	95	96	99	97	99	99	100	100	100	92
92	95	97	96	91	96	91	96	99	97	91	89	92
94	91	89	84	90	96	88	98	96	95	93	86	90
92	88	89	89	91	90	93	95	95	88	79	74	86
—	—	—	—	—	—	—	—	—	—	—	—	—
87	88	88	86	88	91	89	88	91	86	81	73	82
88	89	87	87	87	88	92	87	88	84	83	80	81
86	89	89	91	88	87	89	91	92	91	83	75	85
83	84	87	88	83	84	82	87	82	85	84	83	78
87	87	84	88	84	77	82	89	84	91	96	91	85
80	83	84	83	82	80	82	81	87	91	84	85	82
—	—	—	—	—	—	—	—	—	—	—	—	—
93	96	95	95	84	85	92	87	93	92	94	86	88
87	85	80	85	89	90	92	93	95	93	87	85	84
80	84	83	84	84	86	86	87	91	89	86	84	83
89	92	91	93	92	94	96	94	97	99	99	99	87
87	86	79	75	79	80	80	86	81	83	83	80	83
92	92	93	95	89	95	91	89	84	91	86	85	87
—	—	—	—	—	—	—	—	—	—	—	—	—
89	95	93	93	89	89	86	92	91	88	83	83	86
87	87	84	92	91	87	87	89	86	84	84	85	85
93	89	92	88	92	89	89	96	96	97	95	93	88
88	88	91	92	93	96	94	93	97	97	100	96	89
89	90	89	90	89	90	90	92	91	92	89	87	87
In.	In.	In.	In.	In.	In.	In.	In.	In.	In.	In.	In.	In.
.439	.430	.427	.421	.427	.427	.421	.432	.424	.441	.437	.453	.437
.427	.410	.427	.447	.419	.403	.422	.403	.401	.419	.426	.415	.434
.419	.426	.422	.403	.437	.434	.412	.438	.433	.450	.454	.459	.430
.447	.429	.393	.422	.393	.431	.441	.439	.383	.427	.445	.455	.434
—	—	—	—	—	—	—	—	—	—	—	—	—
.411	.414	.396	.411	.396	.414	.427	.430	.436	.446	.413	.436	.419
.393	.398	.386	.406	.424	.406	.408	.416	.380	.402	.406	.419	.412
.432	.431	.436	.417	.416	.427	.421	.433	.427	.443	.454	.454	.428
.436	.434	.453	.447	.422	.447	.409	.432	.447	.461	.441	.457	.440
.445	.419	.406	.374	.387	.409	.371	.401	.409	.427	.442	.427	.434
.436	.408	.403	.384	.382	.376	.398	.414	.421	.408	.377	.369	.417
—	—	—	—	—	—	—	—	—	—	—	—	—
.401	.404	.398	.375	.378	.403	.403	.385	.406	.406	.406	.376	.398
.408	.416	.398	.398	.391	.394	.412	.391	.401	.406	.419	.407	.396
.396	.406	.410	.419	.404	.395	.403	.406	.416	.429	.415	.382	.420
.395	.396	.405	.411	.385	.396	.382	.408	.389	.424	.446	.451	.396
.414	.408	.390	.404	.386	.350	.379	.416	.393	.426	.455	.437	.420
.367	.382	.390	.385	.373	.367	.373	.366	.398	.422	.396	.424	.394
—	—	—	—	—	—	—	—	—	—	—	—	—
.434	.443	.441	.437	.377	.380	.419	.395	.438	.436	.457	.423	.428
.401	.389	.356	.363	.370	.376	.402	.418	.434	.442	.445	.447	.406
.376	.386	.385	.390	.393	.393	.393	.395	.422	.434	.435	.439	.413
.423	.440	.429	.438	.436	.449	.459	.457	.476	.489	.489	.489	.441
.398	.382	.351	.326	.348	.356	.356	.385	.359	.379	.402	.407	.391
.429	.429	.434	.437	.403	.424	.406	.396	.377	.437	.431	.447	.423
—	—	—	—	—	—	—	—	—	—	—	—	—
.413	.434	.424	.424	.400	.403	.388	.412	.413	.408	.405	.419	.422
.408	.411	.393	.432	.422	.398	.398	.406	.396	.400	.413	.428	.418
.421	.403	.425	.401	.419	.403	.390	.429	.429	.434	.441	.442	.419
.401	.394	.406	.406	.411	.416	.404	.401	.421	.428	.446	.439	.415
.414	.412	.407	.407	.400	.403	.404	.412	.413	.428	.431	.431	.419

HUMIDITY OF THE AIR, AND TENSION OF THE ATMOSPHERIC VAPOUR.												
Hours of Mean Göttingen Time.	0	1	2	3	4	5	6	7	8	9	10	11
Hours of Mean St. Helena Time.	23	0	1	2	3	4	5	6	7	8	9	10
Humidity of the Air. OCTOBER.	1	100	94	94	92	94	97	95	95	95	95	95
	2	85	85	84	85	85	84	88	84	88	93	91
	3	99	95	99	99	99	99	97	98	100	100	100
	4	—	—	—	—	—	—	—	—	—	—	—
	5	100	96	97	94	97	97	97	95	97	99	92
	6	92	89	85	85	86	82	89	89	88	83	84
	7	88	79	82	84	77	73	75	78	80	79	82
	8	78	76	81	82	80	73	77	77	79	83	80
	9	77	79	77	78	77	77	78	78	78	83	84
	10	79	76	75	76	73	78	81	87	87	88	84
	11	—	—	—	—	—	—	—	—	—	—	—
	12	78	77	77	72	81	81	78	83	91	91	84
	13	73	76	75	76	82	85	86	86	89	87	89
	14	88	89	85	84	83	79	85	86	86	91	87
	15	87	83	85	82	77	76	78	81	83	81	86
	16	77	81	81	82	79	78	84	84	89	89	93
	17	84	78	76	75	72	76	80	82	87	88	87
	18	—	—	—	—	—	—	—	—	—	—	—
	19	72	81	81	72	67	74	79	80	83	86	87
	20	78	75	75	66	70	75	76	78	82	82	84
	21	76	72	67	73	71	75	77	80	83	87	86
	22	76	76	83	79	79	85	85	88	88	92	93
	23	79	72	76	73	74	75	79	76	81	78	82
	24	76	72	67	69	81	86	85	87	79	78	80
	25	—	—	—	—	—	—	—	—	—	—	—
	26	88	80	79	81	76	79	85	78	85	82	86
	27	88	98	83	85	81	82	83	87	89	89	92
	28	94	95	94	96	93	88	92	96	96	97	97
	29	88	87	86	91	94	96	94	94	93	94	94
	30	81	77	75	71	71	71	73	81	85	87	92
	31	79	77	79	76	72	74	73	80	84	86	88
	Nov. 1	—	—	—	—	—	—	—	—	—	—	—
Hourly Means	84	82	81	81	80	81	83	85	87	88	88	
Tension of the Vapour. OCTOBER.	1	In. .473	In. .464	In. .464	In. .463	In. .457	In. .453	In. .441	In. .441	In. .424	In. .421	In. .424
	2	.432	.447	.435	.451	.440	.423	.432	.403	.414	.442	.429
	3	.501	.491	.505	.497	.485	.480	.474	.477	.466	.462	.466
	4	—	—	—	—	—	—	—	—	—	—	—
	5	.473	.474	.468	.453	.461	.449	.449	.427	.421	.430	.396
	6	.440	.438	.436	.436	.423	.409	.430	.416	.401	.373	.383
	7	.411	.391	.409	.423	.393	.372	.365	.368	.373	.361	.376
	8	.388	.402	.427	.428	.411	.385	.383	.367	.368	.382	.363
	9	.404	.431	.427	.442	.424	.412	.396	.381	.374	.395	.406
	10	.412	.418	.419	.433	.406	.419	.413	.425	.421	.421	.400
	11	—	—	—	—	—	—	—	—	—	—	—
	12	.415	.435	.440	.399	.442	.427	.400	.412	.441	.437	.396
	13	.406	.426	.434	.437	.451	.447	.431	.423	.434	.414	.423
	14	.471	.482	.466	.469	.447	.439	.443	.431	.416	.441	.418
	15	.461	.451	.451	.440	.420	.410	.407	.406	.408	.389	.406
	16	.431	.446	.446	.451	.431	.423	.431	.416	.438	.434	.450
	17	.416	.423	.425	.419	.399	.406	.415	.409	.421	.421	.411
	18	—	—	—	—	—	—	—	—	—	—	—
	19	.418	.438	.446	.418	.382	.400	.408	.400	.412	.419	.418
	20	.396	.407	.399	.383	.407	.407	.391	.391	.396	.396	.396
	21	.429	.418	.406	.417	.409	.419	.408	.411	.419	.429	.419
	22	.418	.426	.436	.435	.435	.443	.428	.432	.424	.440	.442
	23	.424	.418	.426	.421	.412	.403	.412	.387	.396	.384	.402
	24	.406	.407	.399	.404	.429	.431	.424	.429	.377	.368	.379
	25	—	—	—	—	—	—	—	—	—	—	—
	26	.463	.446	.445	.449	.429	.435	.447	.396	.424	.405	.419
	27	.455	.463	.458	.458	.438	.448	.447	.445	.446	.442	.456
	28	.476	.487	.476	.478	.465	.459	.463	.474	.470	.476	.468
	29	.463	.461	.454	.471	.468	.466	.461	.453	.442	.445	.445
	30	.465	.476	.470	.446	.452	.440	.433	.449	.447	.448	.467
	31	.461	.452	.473	.457	.436	.445	.415	.423	.423	.431	.432
	Nov. 1	—	—	—	—	—	—	—	—	—	—	—
Hourly Means	.437	.441	.442	.440	.432	.428	.424	.418	.418	.419	.418	

HUMIDITY OF THE AIR, AND TENSION OF THE ATMOSPHERIC VAPOUR.

12	13	14	15	16	17	18	19	20	21	22	23	Daily and Monthly Means.
11	12	13	14	15	16	17	18	19	20	21	22	
97	95	97	97	97	96	93	91	93	92	92	91	95
92	88	93	87	96	93	100	98	100	100	100	100	91
—	—	—	—	—	—	—	—	—	—	—	—	99
99	99	100	100	100	99	99	100	99	100	99	96	93
96	92	90	90	93	88	86	86	92	86	88	86	87
89	86	85	84	91	85	83	90	90	88	88	89	81
77	83	85	81	80	80	84	82	86	84	83	79	81
79	81	83	81	88	85	82	84	84	88	86	82	81
84	82	79	84	82	83	83	81	84	84	82	81	81
—	—	—	—	—	—	—	—	—	—	—	—	82
88	89	89	88	84	86	84	82	86	81	80	75	83
86	89	91	82	88	82	80	83	84	86	84	79	88
93	95	95	89	96	89	99	97	96	97	94	92	87
86	88	92	88	88	93	89	87	91	89	83	86	86
89	89	92	93	89	91	92	91	89	89	85	85	84
86	82	84	87	84	81	85	84	84	83	81	84	84
—	—	—	—	—	—	—	—	—	—	—	—	82
82	89	91	89	80	80	86	84	91	84	75	71	80
89	87	87	84	84	80	78	80	79	78	80	78	79
84	86	83	82	82	84	82	83	82	82	79	76	81
83	84	86	84	87	87	84	86	84	84	81	80	86
91	93	88	87	91	93	88	87	92	87	82	77	79
84	78	78	83	80	80	84	84	80	81	81	77	83
—	—	—	—	—	—	—	—	—	—	—	—	85
91	91	89	87	86	88	91	87	88	91	88	85	85
86	88	86	86	87	89	88	93	91	88	88	85	91
92	94	94	94	97	97	96	97	98	97	98	96	95
94	94	98	94	95	100	95	93	93	96	93	91	92
94	95	93	93	93	92	93	95	92	94	88	85	84
91	87	94	88	91	91	89	89	88	88	85	82	77
—	—	—	—	—	—	—	—	—	—	—	—	86
91	93	93	92	93	94	95	98	96	97	94	94	86
89	89	89	88	89	88	88	89	89	89	87	85	86
In.	In.	In.	In.	In.	In.	In.	In.	In.	In.	In.	In.	In.
·434	·414	·431	·431	·425	·416	·408	·399	·411	·419	·440	·453	·434
·432	·404	·434	·398	·447	·434	·473	·467	·473	·481	·492	·500	·443
—	—	—	—	—	—	—	—	—	—	—	—	·457
·436	·436	·146	·436	·433	·430	·420	·430	·420	·426	·440	·447	·416
·416	·396	·383	·383	·401	·371	·368	·365	·402	·371	·401	·396	·397
·400	·382	·369	·363	·399	·363	·354	·383	·379	·378	·394	·406	·374
·348	·373	·380	·353	·344	·344	·363	·359	·375	·366	·379	·384	·383
·357	·366	·373	·362	·388	·377	·356	·363	·377	·401	·396	·405	·397
·396	·379	·361	·390	·373	·379	·376	·366	·386	·396	·409	·406	·406
—	—	—	—	—	—	—	—	—	—	—	—	·403
·408	·416	·423	·411	·383	·393	·386	·373	·396	·383	·397	·403	·411
·406	·426	·433	·379	·408	·376	·367	·385	·400	·419	·420	·431	·433
·434	·437	·430	·403	·439	·403	·440	·441	·447	·453	·461	·478	·433
·403	·414	·440	·411	·404	·438	·419	·398	·426	·430	·415	·443	·422
·419	·416	·429	·438	·413	·413	·419	·413	·410	·430	·432	·443	·411
·399	·382	·386	·395	·374	·362	·383	·377	·383	·389	·386	·413	·404
—	—	—	—	—	—	—	—	—	—	—	—	·400
·382	·419	·419	·410	·363	·359	·396	·390	·429	·416	·378	·391	·400
·423	·408	·401	·386	·393	·370	·354	·367	·371	·371	·397	·400	·392
·393	·399	·389	·379	·376	·383	·376	·379	·379	·396	·408	·410	·410
·402	·406	·409	·396	·405	·405	·393	·396	·396	·409	·406	·415	·427
·422	·442	·411	·401	·422	·438	·408	·405	·440	·421	·416	·420	·396
·406	·371	·365	·392	·379	·379	·393	·393	·379	·386	·396	·390	·411
—	—	—	—	—	—	—	—	—	—	—	—	·427
·433	·429	·423	·401	·399	·408	·426	·405	·408	·437	·436	·432	·453
·412	·417	·403	·399	·411	·419	·417	·442	·437	·424	·444	·447	·460
·452	·457	·453	·449	·449	·453	·447	·449	·459	·457	·474	·474	·448
·445	·449	·467	·445	·437	·462	·434	·431	·431	·455	·450	·464	·446
·445	·437	·434	·427	·434	·425	·431	·437	·436	·464	·460	·462	·445
·453	·421	·468	·424	·437	·437	·423	·426	·417	·436	·451	·451	·445
—	—	—	—	—	—	—	—	—	—	—	—	·445
·437	·446	·442	·436	·442	·445	·441	·459	·447	·465	·468	·473	·420
·415	·413	·415	·404	·407	·403	·403	·404	·412	·418	424	·431	·420

HUMIDITY OF THE AIR, AND TENSION OF THE ATMOSPHERIC VAPOUR.														
Hours of Mean Göttingen Time.	0	1	2	3	4	5	6	7	8	9	10	11		
Hours of Mean St. Helena Time.	23	0	1	2	3	4	5	6	7	8	9	10		
Humidity of the Air. NOVEMBER.	2	91	89	84	79	77	87	85	88	89	92	89	91	
	3	81	76	74	74	72	73	78	78	85	88	88	89	
	4	79	76	73	69	71	68	65	72	81	82	81	84	
	5	85	81	80	81	83	81	89	85	86	87	89	91	
	6	87	82	81	82	86	81	84	87	91	88	88	94	
	7	89	85	82	81	85	85	90	90	92	94	95	96	
	8	—	—	—	—	—	—	—	—	—	—	—	—	
	9	95	92	95	90	89	89	89	91	94	94	94	94	94
	10	77	80	80	80	80	84	81	91	89	92	94	97	
	11	97	99	95	91	95	88	94	96	97	93	97	96	
	12	97	99	99	94	96	95	94	94	97	97	97	100	
	13	96	100	94	93	89	90	90	95	96	97	97	99	
	14	97	99	99	96	94	92	94	97	94	100	96	97	
	15	—	—	—	—	—	—	—	—	—	—	—	—	
	16	93	80	85	80	86	87	90	94	94	97	96	97	
	17	86	82	77	77	79	79	80	83	85	88	88	89	
	18	95	92	87	90	94	95	96	94	92	93	93	93	
	19	89	85	84	84	81	79	82	80	89	88	86	87	
	20	91	82	75	76	78	81	82	89	91	92	95	95	
	21	91	86	84	81	75	79	85	85	87	87	87	89	
	22	—	—	—	—	—	—	—	—	—	—	—	—	
	23	83	90	81	76	75	74	77	81	82	83	87	88	
	24	71	77	75	68	65	77	81	82	87	89	95	92	
	25	81	82	73	80	84	81	85	88	89	92	97	99	
	26	91	90	88	85	92	89	91	93	94	93	94	97	
	27	95	98	94	99	92	92	94	96	97	96	96	98	
	28	89	82	81	83	87	88	87	85	86	88	91	93	
	29	—	—	—	—	—	—	—	—	—	—	—	—	
	30	87	81	79	77	81	85	85	86	93	92	93	89	
	Hourly Means	88	87	84	83	83	84	86	88	90	91	92	93	
	Tension of the Vapour. NOVEMBER.	2	.464	.470	.478	.473	.444	.473	.458	.455	.442	.456	.434	.437
3		.469	.457	.460	.468	.455	.449	.454	.423	.440	.444	.432	.434	
4		.469	.468	.472	.453	.478	.477	.436	.424	.431	.433	.421	.423	
5		.458	.453	.446	.449	.454	.438	.466	.424	.427	.429	.442	.441	
6		.477	.490	.485	.475	.486	.453	.457	.461	.471	.448	.444	.469	
7		.494	.493	.475	.465	.477	.478	.484	.468	.474	.476	.479	.489	
8		—	—	—	—	—	—	—	—	—	—	—	—	
9		.483	.478	.495	.480	.466	.463	.461	.453	.472	.472	.464	.468	
10		.427	.462	.458	.446	.450	.469	.417	.464	.446	.463	.468	.480	
11		.483	.501	.483	.479	.479	.455	.476	.481	.472	.450	.472	.463	
12		.472	.485	.489	.480	.497	.483	.469	.472	.480	.480	.472	.481	
13		.481	.485	.496	.505	.482	.484	.468	.479	.481	.483	.480	.485	
14		.499	.501	.501	.512	.492	.478	.476	.483	.468	.488	.470	.468	
15		—	—	—	—	—	—	—	—	—	—	—	—	
16		.534	.485	.505	.477	.489	.481	.484	.488	.476	.491	.481	.480	
17		.506	.499	.471	.460	.481	.461	.446	.436	.436	.448	.440	.446	
18		.499	.490	.489	.496	.492	.491	.481	.476	.448	.450	.454	.450	
19		.466	.470	.473	.478	.465	.457	.451	.415	.453	.440	.427	.429	
20		.495	.503	.470	.468	.478	.477	.459	.470	.475	.474	.479	.479	
21		.487	.494	.485	.480	.438	.445	.458	.440	.433	.433	.429	.434	
22		—	—	—	—	—	—	—	—	—	—	—	—	
23		.454	.492	.453	.437	.419	.400	.424	.427	.424	.419	.433	.436	
24		.428	.456	.450	.433	.414	.456	.449	.433	.452	.457	.479	.463	
25		.480	.501	.457	.477	.485	.465	.466	.463	.465	.474	.487	.489	
26		.483	.476	.463	.462	.478	.457	.456	.458	.461	.438	.445	.453	
27		.479	.474	.468	.489	.463	.456	.457	.463	.461	.455	.459	.474	
28		.463	.463	.438	.451	.448	.451	.433	.424	.419	.421	.433	.446	
29		—	—	—	—	—	—	—	—	—	—	—	—	
30		.465	.465	.449	.460	.449	.462	.443	.435	.465	.456	.458	.430	
Hourly Means		.477	.480	.472	.470	.466	.462	.457	.453	.455	.455	.455	.458	

HUMIDITY OF THE AIR, AND TENSION OF THE ATMOSPHERIC VAPOUR.

12	13	14	15	16	17	18	19	20	21	22	23	Daily and Monthly Means.
11	12	13	14	15	16	17	18	19	20	21	22	
93	93	93	96	96	94	94	93	92	88	87	81	89
89	94	93	93	91	92	95	92	93	91	84	81	85
88	88	89	88	88	89	89	91	89	92	89	85	82
92	93	93	93	93	94	93	93	94	93	89	88	89
92	92	96	94	94	93	96	96	94	93	94	88	90
—	—	—	—	—	—	—	—	—	—	—	—	91
94	93	92	93	92	94	94	93	94	96	94	92	
99	97	89	97	98	97	97	89	96	96	87	85	93
98	96	97	98	97	96	84	96	97	96	89	94	90
98	98	94	100	98	98	100	100	100	100	99	97	97
97	98	100	100	100	95	100	98	98	100	97	96	97
99	98	100	100	100	100	100	100	100	100	100	100	97
—	—	—	—	—	—	—	—	—	—	—	—	97
100	99	98	100	100	100	100	100	100	99	95	93	
96	94	92	94	93	92	94	97	97	94	91	89	92
91	88	89	91	94	96	97	96	98	97	99	95	88
92	94	93	92	92	94	91	93	93	93	94	94	93
87	92	86	89	93	94	89	94	93	93	96	91	88
95	96	94	96	97	97	97	99	99	95	91	90	91
—	—	—	—	—	—	—	—	—	—	—	—	86
91	92	87	93	96	82	87	88	89	80	90	76	
88	89	91	91	89	91	—	92 ^a	79	83	86	77	84
92	94	93	91	94	91	79	91	92	95	89	89	85
97	100	100	100	100	98	98	98	100	100	95	92	92
94	95	91	86	97	92	95	96	100	96	98	94	93
95	100	95	91	95	91	92	95	92	83	91	89	94
—	—	—	—	—	—	—	—	—	—	—	—	91
96	97	100	97	97	94	89	93	96	97	91	90	
87	86	93	92	87	95	93	89	96	94	87	84	88
94	94	94	94	95	94	93	95	95	94	92	89	91
In.	In.	In.	In.	In.	In.	In.	In.	In.	In.	In.	In.	In.
·450	·446	·442	·459	·451	·445	·445	·434	·444	·455	·461	·453	·453
·434	·453	·442	·438	·426	·425	·437	·425	·442	·456	·454	·457	·445
·432	·432	·438	·432	·432	·434	·430	·433	·430	·448	·453	·451	·443
·448	·450	·450	·442	·442	·449	·442	·446	·457	·465	·457	·467	·448
·459	·459	·481	·468	·468	·454	·466	·470	·464	·465	·476	·475	·468
—	—	—	—	—	—	—	—	—	—	—	—	·470
·468	·454	·448	·446	·444	·457	·457	·454	·472	·481	·476	·463	
·485	·472	·478	·468	·474	·468	·457	·419	·455	·463	·429	·436	·465
·478	·470	·476	·478	·472	·463	·390	·463	·468	·474	·461	·472	·459
·478	·474	·445	·477	·455	·455	·454	·462	·466	·470	·485	·480	·471
·468	·474	·477	·481	·477	·437	·473	·467	·478	·485	·495	·493	·478
·485	·482	·485	·481	·470	·473	·473	·473	·481	·488	·500	·492	·483
—	—	—	—	—	—	—	—	—	—	—	—	·487
·496	·485	·482	·485	·485	·473	·481	·485	·488	·493	·503	·505	
·470	·472	·448	·468	·450	·444	·453	·476	·487	·480	·487	·486	·479
·449	·432	·438	·437	·457	·459	·461	·451	·467	·468	·485	·479	·459
·452	·461	·446	·440	·440	·457	·426	·438	·438	·446	·463	·473	·463
·429	·463	·419	·446	·458	·453	·423	·457	·446	·454	·481	·491	·452
·479	·481	·464	·474	·480	·480	·483	·485	·493	·479	·471	·484	·478
—	—	—	—	—	—	—	—	—	—	—	—	·442
·456	·448	·418	·454	·455	·379	·411	·408	·426	·407	·468	·418	
·432	·438	·441	·441	·434	·441	—	·452 ^a	·392	·419	·427	·431	·433
·459	·464	·458	·429	·449	·437	·374	·441	·456	·483	·466	·482	·449
·483	·492	·485	·488	·481	·470	·470	·470	·462	·485	·487	·486	·478
·445	·430	·409	·388	·449	·419	·437	·426	·466	·451	·467	·457	·449
·441	·462	·437	·406	·434	·409	·419	·441	·425	·405	·471	·461	·450
—	—	—	—	—	—	—	—	—	—	—	—	·448
·459	·461	·481	·461	·457	·445	·410	·438	·463	·472	·449	·468	
·418	·403	·446	·425	·405	·441	·431	·413	·439	·445	·437	·450	·441
·458	·458	·453	·452	·454	·447	·442	·449	·456	·461	·468	·468	·459

^a Twelve minutes late.

HUMIDITY OF THE AIR, AND TENSION OF THE ATMOSPHERIC VAPOUR.													
Hours of Mean Göttingen Time.	0	1	2	3	4	5	6	7	8	9	10	11	
Hours of Mean St. Helena Time.	23	0	1	2	3	4	5	6	7	8	9	10	
Humidity of the Air. DECEMBER.	1	80	80	80	78	81	83	85	89	89	94	94	91
	2	85	72	73	72	70	70	76	79	85	86	88	88
	3	75	82	75	76	76	73	74	78	81	81	86	87
	4	89	80	73	74	66	66	71	76	77	82	84	82
	5	66	70	65	59	63	65	73	77	79	77	82	78
	6	—	—	—	—	—	—	—	—	—	—	—	—
	7	69	69	73	85	85	90	90	91	94	92	97	91
	8	94	85	84	77	77	79	90	94	95	95	95	93
	9	87	86	85	89	85	83	89	90	91	94	94	94
	10	83	79	68	69	65	63	66	70	75	81	81	86
	11	65	69	67	69	68	71	69	76	81	82	82	85
	12	65	66	67	67	63	60	66	71	80	82	85	88
	13	—	—	—	—	—	—	—	—	—	—	—	—
	14	78	84	81	76	87	87	82	89	85	87	92	92
	15	79	76	80	76	73	79	84	89	92	95	97	96
	16	90	85	89	83	86	85	87	90	92	95	94	97
	17	97	95	93	93	88	85	85	88	94	92	89	91
	18	79	79	73	79	80	76	79	94	84	89	88	89
	19	69	67	73	62	68	66	72	80	79	80	83	84
	20	—	—	—	—	—	—	—	—	—	—	—	—
	21	79	77	75	73	73	76	76	78	79	83	86	86
	22	84	73	72	69	66	70	75	70	75	81	84	82
	23	85	94	77	70	65	71	75	77	84	85	84	91
	24	77	76	70	72	79	82	79	83	89	88	89	87
	25	^b —	—	—	—	—	—	—	—	—	—	—	—
	26	—	—	—	—	—	—	—	—	—	—	—	—
	27	—	—	—	—	—	—	—	—	—	—	—	—
	28	76	75	69	71	67	73	75	76	81	78	87	77
	29	71	75	71	69	70	67	75	80	84	83	89	89
	30	77	82	71	73	76	76	82	87	90	91	91	94
	31	81	77	70	71	74	79	77	82	83	85	81	82
Hourly Means	79	78	75	74	74	75	78	82	85	86	88	88	
Tension of the Vapour. DECEMBER.	In.	In.	In.	In.	In.	In.	In.	In.	In.	In.	In.	In.	
	1	.446	.446	.446	.446	.442	.458	.440	.450	.438	.449	.449	.422
	2	.458	.426	.437	.431	.430	.420	.430	.435	.443	.446	.451	.448
	3	.438	.487	.446	.449	.453	.429	.432	.442	.431	.421	.446	.456
	4	.482	.450	.441	.448	.412	.416	.432	.437	.408	.428	.431	.416
	5	.409	.440	.426	.397	.426	.418	.441	.440	.435	.408	.432	.403
	6	—	—	—	—	—	—	—	—	—	—	—	—
	7	.409	.424	.445	.485	.474	.488	.468	.468	.468	.452	.483	.445
	8	.500	.493	.506	.488	.488	.469	.480	.492	.499	.491	.491	.465
	9	.492	.489	.481	.497	.474	.454	.470	.468	.471	.476	.476	.469
	10	.458	.461	.417	.428	.418	.406	.409	.411	.411	.431	.425	.446
	11	.386	.424	.439	.436	.429	.440	.420	.434	.442	.436	.432	.436
	12	.414	.438	.436	.448	.443	.415	.449	.444	.466	.467	.474	.479
	13	—	—	—	—	—	—	—	—	—	—	—	—
	14	.450	.482	.488	.457	.492	.481	.448	.466	.436	.448	.474	.463
	15	.435	.441	.462	.457	.449	.453	.469	.466	.478	.483	.491	.485
	16	.499	.478	.490	.470	.482	.466	.465	.472	.474	.483	.476	.487
	17	.511	.495	.522	.510	.515	.478	.466	.471	.492	.478	.450	.453
	18	.439	.461	.445	.469	.462	.437	.439	.500	.442	.461	.455	.461
	19	.432	.436	.449	.419	.433	.416	.435	.454	.431	.423	.436	.431
	20	—	—	—	—	—	—	—	—	—	—	—	—
	21	.445	.460	.450	.441	.429	.437	.426	.430	.424	.436	.458	.446
	22	.465	.433	.458	.428	.424	.451	.444	.402	.415	.438	.457	.440
	23	.478	.528	.444	.438	.426	.446	.454	.440	.465	.462	.450	.479
	24	.456	.473	.451	.455	.473	.471	.445	.458	.478	.463	.466	.456
	25	^b —	—	—	—	—	—	—	—	—	—	—	—
	26	—	—	—	—	—	—	—	—	—	—	—	—
	27	—	—	—	—	—	—	—	—	—	—	—	—
	28	.434	.434	.432	.448	.448	.453	.450	.437	.449	.430	.469	.412
	29	.436	.477	.455	.456	.451	.431	.450	.462	.469	.451	.482	.474
	30	.471	.492	.448	.460	.476	.473	.482	.489	.488	.491	.491	.500
31	.485	.471	.462	.452	.468	.476	.444	.463	.454	.458	.427	.436	
Hourly Means	.453	.462	.455	.453	.453	.447	.448	.453	.452	.452	.459	.452	

^a Ten minutes late.

^b Christmas Day.

HUMIDITY OF THE AIR, AND TENSION OF THE ATMOSPHERIC VAPOUR.

12	13	14	15	16	17	18	19	20	21	22	23	Daily and Monthly Means.
11	12	13	14	15	16	17	18	19	20	21	22	
94	96	95	91	91	95	95	91	91	89	92	88	89
91	89	94	88	93	91	92	89	93	87	79	76	84
87	81	82	83	81	83	82	86	81	81	82	90	81
85	89	89	89	86	87	82	84	79	80	81	79	80
—	—	—	—	—	—	—	—	—	—	—	—	—
86	92	88	92	88	91	88 ^a	88	91	86	86	78	79
96	96	96	94	99	91	97	96	96	100	96	99	91
95	97	94	98	100	96	98	98	100	97	90	87	92
92	94	94	93	94	94	94	92	89	85	85	84	90
81	83	87	88	89	92	94	94	91	89	86	77	81
87	85	87	86	83	88	86	85	88	77	75	73	78
—	—	—	—	—	—	—	—	—	—	—	—	—
89	88	89	89	92	91	91	88	89	89	89	90	81
88	92	94	94	96	98	100	97	98	91	88	83	89
94	96	93	97	94	97	93	94	97	100	100	99	90
96	96	97	94	88	91	96	92	94	99	94	90	92
94	97	96	96	96	88	94	91	87	91	89	84	91
89	73	88	87	91	89	93	87	84	86	65	73	83
—	—	—	—	—	—	—	—	—	—	—	—	—
85	85	88	61	88	74	78	81	88	86	81	79	79
84	88	88	89	88	78	82	91	91	92	86	83	83
79	85	87	86	83	88	89	91	89	94	83	76	80
87	87	88	80	75	85	83	87	89	91	88	87	83
88	90	91	91	91	84	80	87	90	91	85	91	85
—	—	—	—	—	—	—	—	—	—	—	—	—
—	—	—	—	—	—	—	—	—	—	—	—	—
87	85	88	85	88	87	89	87	87	88	79	78	81
91	90	91	91	91	92	94	91	85	90	82	75	83
89	91	92	94	89	86	85	85	85	85	85	87	85
82	84	80	86	85	85	91	80	87	89	82	80	81
89	89	90	90	90	89	90	89	90	89	85	83	84
In.	In.	In.	In.	In.	In.	In.	In.	In.	In.	In.	In.	In.
.445	.443	.437	.419	.416	.437	.434	.413	.419	.434	.463	.460	.440
.460	.446	.472	.432	.458	.449	.444	.434	.465	.452	.453	.437	.444
.448	.406	.409	.412	.396	.408	.402	.423	.399	.409	.436	.476	.431
.428	.450	.450	.450	.423	.429	.409 ^a	.413	.394	.423	.434	.445	.431
—	—	—	—	—	—	—	—	—	—	—	—	—
.427	.459	.440	.463	.432	.449	.432	.428	.449	.427	.458	.430	.432
.478	.478	.478	.468	.489	.441	.483	.474	.474	.488	.478	.489	.468
.479	.483	.468	.482	.488	.474	.482	.482	.492	.495	.492	.492	.486
.459	.468	.461	.450	.457	.453	.453	.436	.446	.436	.458	.457	.465
.417	.419	.433	.436	.446	.467	.476	.476	.456	.461	.454	.431	.437
.448	.428	.441	.427	.412	.444	.427	.424	.455	.416	.427	.429	.531
—	—	—	—	—	—	—	—	—	—	—	—	—
.453	.455	.450	.450	.463	.449	.441	.428	.438	.446	.453	.468	.449
.440	.456	.461	.461	.463	.467	.473	.461	.467	.437	.455	.443	.461
.476	.466	.458	.480	.457	.472	.442	.449	.468	.488	.504	.516	.469
.474	.478	.487	.468	.421	.441	.463	.444	.476	.485	.473	.484	.472
.472	.491	.489	.481	.481	.424	.476	.456	.433	.475	.474	.446	.477
.465	.369	.451	.418	.441	.446	.450	.408	.409	.439	.363	.429	.440
—	—	—	—	—	—	—	—	—	—	—	—	—
.440	.432	.455	.464	.448	.365	.388	.406	.451	.443	.434	.443	.432
.435	.451	.448	.446	.432	.384	.392	.445	.441	.467	.454	.443	.438
.416	.443	.441	.427	.408	.432	.430	.437	.442	.473	.462	.433	.438
.456	.456	.455	.400	.378	.428	.419	.441	.461	.468	.475	.485	.451
.455	.468	.471	.471	.471	.423	.397	.441	.468	.487	.462	.514	.461
—	—	—	—	—	—	—	—	—	—	—	—	—
—	—	—	—	—	—	—	—	—	—	—	—	—
.461	.462	.471	.436	.455	.448	.450	.445	.452	.463	.445	.450	.447
.487	.484	.479	.475	.471	.478	.484	.464	.432	.484	.467	.446	.464
.466	.487	.486	.476	.453	.439	.432	.432	.440	.451	.474	.485	.470
.436	.442	.415	.446	.436	.428	.464	.404	.452	.466	.448	.450	.449
.453	.453	.456	.450	.444	.439	.442	.439	.447	.457	.456	.459	.451

HUMIDITY OF THE AIR, AND TENSION OF THE ATMOSPHERIC VAPOUR.													
Hours of Mean Göttingen Time.	0	1	2	3	4	5	6	7	8	9	10	11	
Hours of Mean St. Helena Time.	23	0	1	2	3	4	5	6	7	8	9	10	
Humidity of the Air. JANUARY.	1	74	76	71	65	64	70	71	74	80	82	78	82
	2	75	62	71	63	67	74	78	81	87	87	88	89
	3	—	—	—	—	—	—	—	—	—	—	—	—
	4	75	73	73	61	63	65	71	75	79	81	84	85
	5	62	66	74	69	67	72	76	82	78	84	84	84
	6	82	70	67	72	67	71	78	80	87	85	90	91
	7	100	95	83	85	82	81	84	82	88	91	95	95
	8	77	81	79	81	78	80	74	80	85	85	89	90
	9	88	81	70	75	72	70	77	76	80	83	84	87
	10	—	—	—	—	—	—	—	—	—	—	—	—
	11	76	70	71	66	59	62	71	81	85	87	85	87
	12	86	93	79	85	83	82	80	82	88	90	84	94
	13	85	78	72	74	75	76	78	84	88	88	91	90
	14	95	95	98	96	94	93	94	94	94	94	95	90
	15	70	76	72	71	77	77	79	84	85	87	88	91
	16	80	73	77	70	70	73	76	77	81	85	89	89
	17	—	—	—	—	—	—	—	—	—	—	—	—
	18	78	75	76	72	73	77	77	81	85	87	87	85
	19	82	73	69	63	67	69	72	78	81	81	81	85
	20	78	76	87	82	70	74	65	71	80	84	86	88
	21	87	86	85	79	84	81	83	85	89	91	93	95
	22	93	92	87	76	80	81	84	86	90	90	95	95
	23	96	98	90	92	91	89	86	88	87	87	88	85
	24	—	—	—	—	—	—	—	—	—	—	—	—
	25	84	71	70	65	66	63	69	75	81	86	86	84
	26	98	93	93	91	82	86	84	86	89	93	95	95
	27	91	87	79	82	82	86	86	90	91	93	94	94
	28	90	96	90	93	87	76	84	81	88	90	93	90
	29	94	87	82	81	88	86	82	84	88	89	95	95
	30	91	85	82	77	80	76	78	83	86	90	93	93
	31	—	—	—	—	—	—	—	—	—	—	—	—
Hourly Means	84	81	79	76	76	77	78	82	85	87	89	90	
Tension of the Vapour. JANUARY.	1	In. .456	In. .476	In. .458	In. .444	In. .434	In. .456	In. .442	In. .436	In. .446	In. .455	In. .423	In. .436
	2	.486	.430	.489	.452	.464	.484	.485	.477	.497	.477	.479	.482
	3	—	—	—	—	—	—	—	—	—	—	—	—
	4	.450	.465	.487	.410	.414	.426	.440	.438	.453	.449	.457	.458
	5	.419	.449	.460	.441	.431	.455	.453	.467	.438	.461	.454	.442
	6	.475	.440	.455	.466	.439	.463	.481	.466	.489	.466	.480	.479
	7	.508	.548	.516	.517	.492	.488	.490	.479	.483	.502	.514	.518
	8	.431	.488	.497	.511	.481	.485	.448	.466	.474	.462	.474	.484
	9	.475	.477	.444	.482	.464	.444	.476	.445	.450	.462	.469	.473
	10	—	—	—	—	—	—	—	—	—	—	—	—
	11	.461	.451	.467	.434	.409	.415	.442	.473	.478	.485	.474	.477
	12	.527	.560	.511	.513	.516	.505	.494	.479	.494	.496	.450	.515
	13	.509	.505	.497	.498	.492	.499	.490	.497	.502	.487	.502	.488
	14	.565	.544	.552	.554	.536	.530	.532	.524	.507	.504	.510	.484
	15	.438	.497	.466	.474	.488	.468	.465	.474	.470	.473	.471	.487
	16	.485	.477	.496	.463	.456	.453	.473	.456	.465	.478	.494	.482
	17	—	—	—	—	—	—	—	—	—	—	—	—
	18	.517	.486	.497	.491	.487	.492	.476	.469	.474	.477	.469	.466
	19	.501	.477	.460	.434	.464	.453	.467	.478	.469	.457	.449	.462
	20	.485	.489	.543	.507	.459	.498	.414	.461	.489	.490	.494	.499
	21	.562	.580	.587	.558	.574	.550	.549	.543	.548	.545	.551	.556
	22	.564	.561	.547	.497	.531	.523	.531	.523	.533	.520	.544	.535
	23	.554	.552	.537	.544	.550	.548	.514	.511	.481	.477	.479	.466
	24	—	—	—	—	—	—	—	—	—	—	—	—
	25	.514	.452	.463	.464	.462	.455	.469	.477	.485	.501	.489	.473
	26	.548	.556	.551	.558	.509	.531	.506	.494	.502	.513	.527	.522
	27	.550	.562	.532	.544	.522	.540	.518	.533	.523	.526	.528	.528
	28	.528	.546	.537	.578	.558	.489	.510	.485	.515	.520	.526	.504
	29	.571	.547	.531	.523	.540	.518	.503	.506	.511	.497	.522	.531
	30	.545	.543	.514	.492	.527	.516	.513	.511	.510	.520	.530	.526
	31	—	—	—	—	—	—	—	—	—	—	—	—
Hourly Means	.505	.506	.504	.494	.488	.488	.484	.483	.488	.489	.491	.491	

HUMIDITY OF THE AIR, AND TENSION OF THE ATMOSPHERIC VAPOUR.

12	13	14	15	16	17	18	19	20	21	22	23	Daily and Monthly Means.
11	12	13	14	15	16	17	18	19	20	21	22	
82	89	76	79	80	80	84	76	81	79	80	71	77
90	80	89	88	84	76	85	80	86	81	81	80	80
85	86	85	88	89	85	78	80	85	81	77	67	78
88	87	89	87	89	85	87	79	82	79	77	80	79
91	91	94	96	94	95	96	95	99	99	95	97	87
92	94	91	94	95	95	94	96	88	94	78	85	90
87	80	76	90	86	87	72	85	89	90	85	83	83
85	85	88	89	90	86	91	86	88	89	83	80	83
91	92	92	95	94	90	90	87	90	89	86	86	83
90	84	89	88	90	95	96	95	96	94	81	87	88
90	90	92	95	96	96	96	96	97	99	90	95	88
91	91	95	91	95	95	96	95	96	94	87	83	93
90	91	92	91	88	91	94	92	91	89	87	79	85
94	91	94	91	94	94	95	92	89	89	89	85	85
88	88	90	91	85	91	89	86	89	79	80	76	83
88	85	84	77	76	83	79	77	76	81	89	89	79
89	91	93	94	88	89	95	91	94	96	91	87	85
94	96	95	95	96	95	97	96	97	99	95	99	91
97	96	92	95	99	97	99	97	99	100	99	97	92
93	85	90	88	94	85	90	95	92	89	88	76	89
89	91	93	90	89	92	92	94	95	97	99	97	84
96	96	96	95	96	96	97	97	99	99	96	92	93
95	96	96	88	95	97	96	97	96	96	99	99	92
95	99	99	90	96	88	94	91	94	94	95	100	91
93	95	96	95	95	94	92	94	94	94	90	88	90
91	91	91	95	95	95	94	95	96	99	95	91	89
91	90	91	91	91	90	91	90	91	91	88	86	86
In. .440	In. .474	In. .402	In. .412	In. .419	In. .415	In. .442	In. .395	In. .431	In. .435	In. .462	In. .436	In. .443
.472	.415	.463	.455	.431	.387	.436	.407	.454	.431	.457	.450	.457
.458	.454	.440	.463	.463	.440	.396	.415	.447	.431	.435	.408	.442
.463	.461	.466	.456	.463	.436	.448	.401	.428	.412	.431	.454	.445
.487	.483	.488	.497	.473	.479	.485	.487	.501	.505	.527	.526	.481
.498	.496	.487	.492	.495	.491	.480	.493	.455	.496	.438	.481	.494
.461	.419	.395	.468	.446	.448	.368	.443	.453	.468	.462	.458	.458
.462	.458	.471	.466	.472	.450	.468	.439	.455	.482	.458	.462	463
.491	.498	.494	.510	.492	.468	.468	.456	.468	.474	.482	.510	.470
.484	.446	.474	.463	.476	.507	.512	.503	.512	.492	.461	.497	.495
.488	.484	.502	.514	.516	.520	.516	.516	.531	.550	.520	.531	.506
.479	.483	.499	.475	.491	.495	.497	.495	.509	.528	.517	.516	.514
.480	.487	.486	.471	.459	.471	.488	.474	.487	.494	.513	.484	.478
.519	.495	.504	.487	.496	.492	.499	.486	.466	.486	.502	.509	.484
.467	.463	.468	.487	.447	.471	.466	.458	.470	.435	.466	.465	.474
.479	.466	.450	.408	.391	.447	.416	.412	.414	.465	.502	.514	.456
.505	.519	.522	.528	.483	.486	.514	.499	.532	.558	.545	.551	.503
.536	.546	.539	.544	.537	.527	.535	.533	.535	.541	.531	.562	.549
.535	.524	.498	.514	.533	.514	.524	.507	.524	.527	.537	.535	.528
.517	.458	.488	.471	.507	.458	.480	.499	.498	.478	.515	.457	.502
.502	.510	.513	.488	.482	.498	.490	.492	.499	.503	.524	.531	.489
.533	.524	.516	.510	.512	.497	.507	.503	.520	.533	.546	.544	.523
.527	.533	.529	.467	.507	.518	.520	.522	.512	.524	.541	.575	.528
.531	.533	.533	.484	.524	.460	.488	.471	.488	.492	.531	.578	.517
.517	.522	.533	.514	.510	.496	.486	.492	.496	.528	.528	.523	.519
.514	.507	.502	.518	.518	.514	.507	.527	.533	.554	.556	.558	.523
.494	.487	.487	.483	.482	.476	.478	.474	.485	.493	.503	.504	.490

HUMIDITY OF THE AIR, AND TENSION OF THE ATMOSPHERIC VAPOUR.													
Hours of Mean Göttingen Time.	0	1	2	3	4	5	6	7	8	9	10	11	
Hours of Mean St. Helena Time.	23	0	1	2	3	4	5	6	7	8	9	10	
Humidity of the Air. FEBRUARY.	1	86	84	82	82	77	81	80	85	88	88	87	87
	2	82	75	71	72	73	73	74	74	82	86	88	87
	3	85	73	69	63	63	68	76	83	87	89	81	90
	4	68	72	65	64	64	67	72	77	86	86	87	84
	5	86	86	82	87	84	85	83	87	87	90	93	95
	6	80	77	74	73	77	78	81	86	89	91	89	88
	7	—	—	—	—	—	—	—	—	—	—	—	—
	8	76	81	80	82	78	78	83	85	88	91	91	90
	9	80	78	77	76	73	77	80	85	85	87	87	89
	10	82	78	78	77	75	77	78	80	84	86	87	89
	11	80	66	72	69	70	74	75	72	79	83	82	85
	12	79	74	76	80	77	77	75	82	92	86	87	88
	13	85	75	74	72	71	68	73	74	78	82	83	83
	14	—	—	—	—	—	—	—	—	—	—	—	—
	15	80	79	78	82	80	82	84	85	86	89	89	90
	16	75	75	68	67	60	65	67	72	78	79	73	77
	17	80	74	68	68	71	80	81	83	80	82	86	87
	18	88	87	69	64	64	65	72	76	80	83	86	89
	19	79	69	61	68	66	72	72	78	82	85	86	88
	20	84	76	74	69	69	73	79	75	80	86	90	91
	21	—	—	—	—	—	—	—	—	—	—	—	—
	22	100	96	96	99	92	97	94	92	96	96	99	96
	23	86	81	83	77	72	72	76	83	83	85	88	93
	24	84	83	77	77	76	77	78	82	86	91	93	93
	25	84	78	77	75	76	78	80	80	85	87	87	91
	26	87	83	85	84	85	86	86	88	91	92	94	92
	27	98	96	89	93	93	94	96	93	93	96	94	95
	28	—	—	—	—	—	—	—	—	—	—	—	—
Hourly Means	83	79	76	76	74	77	79	82	85	87	88	89	
Tension of the Vapour. FEBRUARY.	1	In. .548	In. .549	In. .539	In. .539	In. .519	In. .528	In. .506	In. .509	In. .515	In. .502	In. .489	In. .492
	2	.522	.509	.493	.510	.517	.517	.498	.488	.492	.510	.519	.500
	3	.567	.517	.501	.459	.463	.485	.516	.528	.530	.539	.473	.533
	4	.575	.499	.459	.466	.472	.510	.480	.496	.531	.527	.526	.497
	5	.548	.553	.544	.562	.551	.547	.524	.538	.513	.524	.534	.556
	6	.518	.519	.515	.517	.527	.517	.528	.535	.543	.545	.539	.519
	7	—	—	—	—	—	—	—	—	—	—	—	—
	8	.503	.532	.546	.544	.530	.530	.533	.526	.532	.545	.541	.533
	9	.531	.530	.523	.524	.504	.523	.518	.530	.509	.513	.509	.522
	10	.518	.522	.540	.523	.518	.519	.509	.502	.510	.510	.509	.518
	11	.531	.470	.512	.519	.533	.540	.519	.493	.507	.516	.503	.509
	12	.542	.540	.534	.555	.537	.532	.522	.539	.566	.523	.530	.536
	13	.558	.533	.560	.543	.550	.521	.557	.536	.530	.539	.524	.520
	14	—	—	—	—	—	—	—	—	—	—	—	—
	15	.518	.537	.544	.544	.535	.539	.540	.539	.523	.543	.531	.537
	16	.514	.533	.512	.521	.478	.489	.500	.504	.530	.507	.445	.456
	17	.522	.515	.494	.502	.520	.546	.536	.537	.506	.503	.527	.526
	18	.579	.591	.505	.485	.486	.496	.522	.541	.527	.533	.544	.553
	19	.549	.519	.475	.533	.512	.550	.501	.530	.531	.539	.540	.545
	20	.579	.565	.578	.550	.558	.555	.582	.529	.540	.552	.570	.581
	21	—	—	—	—	—	—	—	—	—	—	—	—
	22	.621	.607	.607	.618	.599	.609	.580	.566	.583	.583	.589	.571
	23	.580	.558	.577	.547	.508	.524	.529	.546	.516	.509	.531	.564
	24	.564	.577	.576	.580	.574	.576	.575	.574	.570	.596	.607	.602
	25	.607	.583	.600	.590	.588	.588	.593	.570	.572	.571	.565	.572
	26	.591	.577	.596	.602	.592	.595	.585	.579	.586	.589	.599	.580
	27	.629	.635	.601	.602	.597	.576	.588	.578	.574	.583	.571	.574
	28	—	—	—	—	—	—	—	—	—	—	—	—
Hourly Means	.551	.545	.539	.530	.532	.538	.535	.534	.535	.538	.534	.537	

HUMIDITY OF THE AIR, AND TENSION OF THE ATMOSPHERIC VAPOUR.

12	13	14	15	16	17	18	19	20	21	22	23	Daily and Monthly Means.
11	12	13	14	15	16	17	18	19	20	21	22	
87	85	88	85	88	90	85	89	91	86	86	79	85
90	87	90	90	90	93	91	93	95	92	84	85	84
90	88	91	93	91	94	94	95	89	93	78	73	83
92	92	91	90	95	90	94	93	95	96	99	94	84
95	95	96	94	96	96	95	96	94	89	86	82	90
—	—	—	—	—	—	—	—	—	—	—	—	—
82	86	89	83	82	88	89	88	81	84	86	78	83
90	91	91	93	91	93	93	90	87	89	87	79	87
86	88	89	88	87	89	90	94	94	91	90	88	85
87	89	87	90	93	90	88	91	87	84	86	76	84
85	87	89	87	90	90	91	91	91	89	74	79	81
89	88	88	87	87	89	94	89	94	93	91	89	85
—	—	—	—	—	—	—	—	—	—	—	—	—
89	89	89	90	93	92	91	95	93	95	91	87	84
89	91	90	90	93	90	94	95	95	93	89	84	87
81	85	88	88	87	90	90	92	93	91	87	79	79
84	87	87	88	90	88	90	91	93	91	91	91	84
88	89	89	91	87	94	93	92	92	96	87	85	84
88	88	88	92	92	93	93	99	95	93	96	91	84
—	—	—	—	—	—	—	—	—	—	—	—	—
96	96	96	95	97	95	95	96	98	99	96	99	88
99	94	95	94	90	95	94	95	87	96	82	89	94
91	93	98	99	96	95	95	94	91	93	86	90	88
93	96	96	97	96	96	96	91	99	96	93	90	89
91	92	92	92	94	93	95	95	94	92	91	89	87
93	98	93	92	95	95	96	99	96	96	96	93	91
—	—	—	—	—	—	—	—	—	—	—	—	—
93	93	92	93	95	94	95	94	94	95	96	89	94
89	90	91	91	91	92	93	93	92	92	89	86	86
In.	In.	In.	In.	In.	In.	In.	In.	In.	In.	In.	In.	In.
.485	.478	.487	.470	.487	.504	.466	.490	.514	.486	.506	.488	.504
.520	.485	.499	.496	.499	.505	.510	.513	.531	.544	.497	.543	.509
.520	.502	.523	.526	.523	.528	.519	.527	.490	.530	.494	.479	.511
.544	.544	.539	.520	.548	.520	.528	.522	.531	.537	.575	.571	.517
.556	.552	.550	.528	.541	.541	.531	.541	.528	.497	.501	.505	.536
—	—	—	—	—	—	—	—	—	—	—	—	—
.475	.494	.509	.470	.467	.506	.509	.506	.457	.490	.510	.494	.509
.533	.539	.531	.530	.523	.522	.526	.511	.497	.518	.517	.501	.527
.497	.506	.509	.491	.485	.494	.499	.519	.519	.519	.520	.528	.513
.500	.514	.497	.507	.522	.511	.487	.507	.489	.478	.514	.493	.509
.500	.504	.514	.492	.507	.507	.514	.523	.523	.526	.488	.532	.512
.531	.519	.515	.504	.492	.509	.536	.497	.536	.551	.558	.563	.532
—	—	—	—	—	—	—	—	—	—	—	—	—
.552	.548	.535	.537	.551	.548	.540	.556	.551	.569	.554	.547	.544
.526	.539	.528	.524	.534	.520	.536	.544	.548	.543	.552	.544	.536
.480	.509	.523	.515	.513	.537	.537	.544	.551	.554	.565	.519	.514
.506	.513	.513	.519	.533	.515	.524	.539	.547	.541	.558	.563	.525
.545	.543	.539	.550	.526	.553	.556	.553	.561	.597	.567	.572	.543
.549	.545	.540	.571	.561	.574	.551	.594	.579	.569	.597	.554	.546
—	—	—	—	—	—	—	—	—	—	—	—	—
.602	.583	.583	.579	.590	.574	.569	.576	.592	.603	.588	.603	.574
.598	.558	.552	.553	.520	.552	.549	.552	.492	.571	.509	.553	.571
.550	.551	.565	.567	.567	.548	.552	.541	.523	.560	.544	.579	.547
.583	.597	.597	.604	.588	.588	.597	.554	.613	.607	.620	.617	.589
.568	.571	.561	.561	.566	.560	.574	.569	.566	.566	.577	.601	.577
.569	.592	.564	.553	.569	.569	.571	.585	.571	.576	.597	.607	.583
—	—	—	—	—	—	—	—	—	—	—	—	—
.574	.569	.557	.564	.579	.558	.569	.541	.536	.569	.607	.572	.579
.536	.536	.535	.531	.533	.535	.535	.538	.535	.546	.547	.547	.538

HUMIDITY OF THE AIR, AND TENSION OF THE ATMOSPHERIC VAPOUR.													
Hours of Mean Göttingen Time.	0	1	2	3	4	5	6	7	8	9	10	11	
Hours of Mean St. Helena Time.	23	0	1	2	3	4	5	6	7	8	9	10	
Humidity of the Air. MARCH.	1	88	83	83	87	78	82	81	87	89	90	92	92
	2	83	78	80	79	79	77	81	86	86	90	94	92
	3	91	90	86	93	96	92	94	96	97	97	98	96
	4	91	88	83	77	76	77	81	84	88	91	91	96
	5	87	86	82	79	80	80	83	91	92	94	92	97
	6	96	87	87	89	89	89	90	93	96	97	96	100
	7	—	—	—	—	—	—	—	—	—	—	—	—
	8	83	84	82	76	79	80	86	86	87	89	92	91
	9	96	97	97	96	97	96	98	98	96	99	96	98
	10	100	98	99	97	97	98	98	98	100	99	98	98
	11	87	83	82	79	81	81	84	89	92	94	89	92
	12	87	87	81	85	84	87	90	92	93	93	94	91
	13	88	85	81	78	83	76	81	86	89	91	96	95
	14	—	—	—	—	—	—	—	—	—	—	—	—
	15	78	83	83	79	73	76	81	87	87	87	88	88
	16	78	78	87	79	75	75	73	80	84	86	87	92
	17	74	77	75	75	87	74	74	79	82	86	88	91
	18	79	77	74	73	77	79	76	82	85	87	88	86
	19	79	81	80	75	80	80	82	82	85	87	86	88
	20	89	82	81	77	77	79	79	82	86	87	86	88
	21	—	—	—	—	—	—	—	—	—	—	—	—
	22	83	79	87	86	90	92	93	94	95	95	96	96
	23	93	92	96	92	94	92	94	96	97	98	98	98
	24	97	96	90	90	91	92	94	94	97	96	96	96
	25	90	94	87	82	81	78	82	83	88	91	91	91
	26	87	87	86	89	82	79	82	85	86	91	92	92
	27	92	91	89	91	83	85	86	87	89	89	91	91
	28	—	—	—	—	—	—	—	—	—	—	—	—
	29	81	83	79	77	76	75	77	80	85	86	87	86
	30	87	88	86	84	80	80	78	81	86	87	87	89
	31	92	85	83	81	85	83	89	89	86	86	89	88
Hourly Means	87	86	85	83	83	83	85	88	90	91	92	93	
Tension of the Vapour. MARCH.	1	In. .579	In. .562	In. .558	In. .596	In. .541	In. .569	In. .559	In. .576	In. .572	In. .570	In. .575	In. .571
	2	.600	.565	.565	.568	.573	.567	.563	.575	.553	.566	.594	.575
	3	.614	.617	.599	.620	.625	.594	.609	.607	.600	.604	.601	.592
	4	.610	.612	.582	.567	.574	.572	.578	.574	.579	.591	.586	.607
	5	.604	.603	.588	.582	.584	.580	.587	.606	.604	.609	.584	.609
	6	.621	.591	.600	.601	.605	.601	.594	.597	.602	.604	.583	.616
	7	—	—	—	—	—	—	—	—	—	—	—	—
	8	.533	.551	.535	.534	.549	.545	.557	.548	.551	.556	.571	.554
	9	.612	.632	.619	.617	.614	.597	.601	.596	.576	.589	.571	.587
	10	.654	.644	.672	.658	.642	.639	.621	.616	.621	.613	.592	.587
	11	.581	.591	.579	.573	.568	.568	.574	.586	.589	.594	.552	.561
	12	.586	.576	.568	.582	.569	.586	.594	.589	.569	.569	.566	.541
	13	.579	.582	.554	.555	.582	.534	.550	.553	.556	.554	.583	.569
	14	—	—	—	—	—	—	—	—	—	—	—	—
	15	.530	.553	.558	.537	.517	.520	.550	.565	.534	.521	.528	.523
	16	.522	.530	.591	.558	.524	.522	.500	.535	.544	.535	.530	.561
	17	.515	.543	.527	.522	.558	.494	.511	.511	.509	.531	.540	.558
	18	.549	.562	.555	.533	.543	.542	.499	.522	.530	.534	.540	.518
	19	.537	.550	.575	.536	.565	.546	.539	.522	.530	.534	.514	.532
	20	.553	.526	.549	.532	.527	.537	.532	.518	.527	.538	.514	.532
	21	—	—	—	—	—	—	—	—	—	—	—	—
	22	.549	.532	.571	.570	.570	.575	.583	.571	.569	.569	.576	.576
	23	.607	.604	.635	.604	.609	.599	.599	.607	.604	.596	.592	.601
	24	.614	.621	.604	.612	.606	.609	.618	.609	.614	.597	.583	.581
	25	.622	.636	.640	.628	.637	.603	.617	.582	.589	.601	.601	.591
	26	.614	.650	.644	.681	.633	.619	.612	.610	.580	.601	.604	.604
	27	.627	.634	.634	.665	.615	.610	.590	.585	.576	.563	.568	.558
	28	—	—	—	—	—	—	—	—	—	—	—	—
	29	.546	.567	.573	.576	.556	.534	.538	.535	.554	.553	.561	.544
	30	.635	.663	.634	.643	.619	.624	.598	.611	.599	.586	.576	.581
	31	.617	.587	.605	.596	.587	.572	.586	.581	.548	.535	.556	.545
Hourly Means	.586	.589	.589	.587	.580	.573	.573	.574	.570	.571	.568	.569	

HUMIDITY OF THE AIR, AND TENSION OF THE ATMOSPHERIC VAPOUR.

12	13	14	15	16	17	18	19	20	21	22	23	Daily and Monthly Means.
11	12	13	14	15	16	17	18	19	20	21	22	
91	93	91	95	96	99	94	93	94	95	94	88	90
92	94	96	96	96	96	96	97	99	99	98	96	90
98	99	94	96	94	96	98	95	98	97	98	96	95
94	92	92	94	96	97	91	96	96	96	93	90	90
96	98	97	98	95	94	94	93	92	93	94	94	91
—	—	—	—	—	—	—	—	—	—	—	—	—
86	86	87	88	87	86	88	88	89	86	86	84	90
89	89	88	96	94	94	95	95	98	98	98	100	90
99	98	97	99	98	100	100	100	100	100	100	99	98
95	98	98	96	98	96	99	100	97	95	96	91	97
89	93	92	95	93	93	96	96	99	95	92	91	90
93	92	91	89	89	94	89	96	95	86	89	91	90
—	—	—	—	—	—	—	—	—	—	—	—	—
95	95	92	93	90	94	93	89	91	91	88	84	88
91	88	90	90	89	91	91	82	86	84	77	77	84
92	88	89	91	87	86	81	89	91	88	86	82	84
89	88	91	88	91	93	94	93	91	94	85	79	85
88	90	86	90	90	90	93	88	91	89	87	82	84
88	87	86	89	93	89	91	93	90	93	80	91	86
—	—	—	—	—	—	—	—	—	—	—	—	—
88	91	89	91	88	90	89	90	93	93	91	89	86
96	99	99	100	100	99	99	99	99	99	100	98	95
99	98	96	98	98	98	99	98	99	99	98	97	97
98	95	99	98	98	100	98	99	100	98	96	91	96
94	94	96	94	96	96	94	96	97	97	94	99	91
93	96	96	93	92	98	98	98	98	99	96	96	91
—	—	—	—	—	—	—	—	—	—	—	—	—
91	91	92	91	91	91	90	88	90	92	87	82	89
96	92	90	89	91	94	94	94	94	94	98	94	87
90	93	94	92	94	94	94	96	94	97	94	96	89
87	88	88	86	89	90	89	89	89	89	86	77	87
92	93	92	93	93	94	94	94	94	94	92	90	90
In.	In.	In.	In.	In.	In.	In.	In.	In.	In.	In.	In.	In.
.568	.564	.550	.579	.571	.603	.566	.560	.566	.569	.599	.599	.578
.571	.585	.607	.597	.597	.592	.583	.585	.603	.618	.621	.617	.585
.601	.603	.566	.581	.562	.581	.583	.574	.592	.600	.621	.621	.599
.599	.584	.580	.585	.602	.604	.563	.592	.592	.602	.612	.604	.590
.597	.611	.590	.592	.574	.566	.558	.560	.548	.564	.585	.589	.586
—	—	—	—	—	—	—	—	—	—	—	—	—
.518	.514	.517	.528	.513	.501	.523	.515	.535	.514	.527	.523	.560
.539	.539	.532	.583	.566	.566	.569	.565	.578	.587	.583	.621	.559
.594	.611	.585	.585	.578	.588	.588	.588	.601	.606	.630	.623	.599
.569	.583	.583	.571	.578	.571	.589	.606	.585	.579	.597	.601	.607
.548	.560	.561	.574	.551	.551	.571	.571	.575	.556	.561	.572	.569
.560	.553	.540	.526	.526	.553	.518	.567	.561	.510	.552	.572	.560
—	—	—	—	—	—	—	—	—	—	—	—	—
.569	.569	.544	.534	.524	.549	.534	.522	.539	.531	.545	.549	.553
.550	.528	.528	.528	.518	.531	.527	.467	.489	.493	.483	.502	.524
.557	.528	.539	.550	.521	.506	.473	.518	.541	.532	.548	.539	.534
.543	.532	.545	.523	.540	.551	.553	.539	.539	.562	.547	.537	.535
.532	.533	.510	.524	.524	.520	.539	.487	.523	.535	.556	.544	.531
.528	.513	.501	.518	.539	.518	.527	.530	.511	.551	.489	.558	.532
—	—	—	—	—	—	—	—	—	—	—	—	—
.536	.541	.531	.541	.523	.537	.526	.524	.543	.556	.563	.572	.537
.576	.598	.598	.611	.616	.608	.613	.613	.613	.618	.626	.616	.588
.608	.596	.581	.578	.578	.578	.585	.583	.594	.598	.611	.609	.598
.587	.574	.585	.583	.583	.592	.573	.585	.606	.601	.617	.610	.599
.604	.604	.612	.594	.583	.597	.576	.583	.604	.614	.614	.667	.609
.607	.617	.612	.592	.575	.611	.616	.616	.616	.627	.625	.645	.617
—	—	—	—	—	—	—	—	—	—	—	—	—
.545	.545	.553	.541	.539	.539	.528	.515	.537	.557	.547	.531	.571
.607	.580	.566	.556	.550	.566	.585	.585	.580	.571	.616	.647	.569
.575	.607	.609	.604	.599	.599	.589	.583	.566	.590	.609	.621	.605
.530	.532	.528	.514	.526	.533	.526	.522	.518	.535	.548	.502	.551
.567	.567	.561	.563	.558	.563	.559	.558	.565	.569	.579	.585	.572

HUMIDITY OF THE AIR, AND TENSION OF THE ATMOSPHERIC VAPOUR.													
Hours of Mean Göttingen Time.	0	1	2	3	4	5	6	7	8	9	10	11	
Hours of Mean St. Helena Time.	23	0	1	2	3	4	5	6	7	8	9	10	
Humidity of the Air. APRIL.	1	72	75	81	83	79	80	81	79	80	82	82	84
	2	^a —	—	—	—	—	—	—	—	—	—	—	—
	3	87	78	71	76	80	84	86	79	91	91	96	94
	4	—	—	—	—	—	—	—	—	—	—	—	—
	5	88	91	84	80	84	79	80	85	87	90	89	91
	6	88	86	86	83	81	83	80	80	82	82	86	84
	7	83	81	83	77	79	76	81	83	82	84	88	88
	8	75	72	65	67	71	72	78	84	86	90	86	89
	9	81	75	80	82	82	85	87	91	93	93	93	94
	10	87	84	83	83	91	84	87	90	89	94	94	91
	11	—	—	—	—	—	—	—	—	—	—	—	—
	12	82	80	79	76	79	81	79	82	88	89	87	86
	13	78	76	73	79	72	78	86	87	87	92	80	95
	14	88	86	80	82	78	79	86	87	90	90	88	90
	15	81	86	86	85	81	85	87	88	87	91	92	93
	16	85	84	79	—	82	77	83	87	87	86	89	88
	17	78	79	73	71	69	75	73	76	78	80	80	80
	18	—	—	—	—	—	—	—	—	—	—	—	—
	19	76	72	71	75	74	71	74	75	80	81	84	85
	20	76	75	71	72	71	77	79	84	85	86	92	89
	21	92	82	84	83	85	89	93	91	94	93	91	94
	22	94	91	91	93	91	93	95	95	98	98	98	96
	23	73	68	71	74	77	79	78	82	82	85	85	85
	24	84	75	73	72	69	63	67	69	76	75	80	78
	25	—	—	—	—	—	—	—	—	—	—	—	—
	26	75	78	78	73	72	73	73	75	80	81	86	86
	27	85	82	75	73	74	78	74	79	83	86	88	92
	28	84	83	79	82	79	80	81	80	97	85	88	89
	29	80	76	83	79	81	81	80	83	85	86	88	88
	30	87 ^b	83	72	76	76	78	79	79	83	82	82	82
	Hourly Means	82	80	78	78	78	79	81	83	86	87	88	88
Tension of the Vapour. APRIL.	1	In. .489	In. .524	In. .549	In. .572	In. .549	In. .545	In. .541	In. .511	In. .506	In. .501	In. .505	In. .519
	2	^a —	—	—	—	—	—	—	—	—	—	—	—
	3	.562	.541	.510	.550	.565	.579	.570	.511	.568	.558	.588	.576
	4	—	—	—	—	—	—	—	—	—	—	—	—
	5	.594	.645	.607	.580	.633	.582	.580	.582	.567	.570	.561	.572
	6	.589	.575	.580	.558	.550	.549	.527	.514	.501	.497	.518	.502
	7	.528	.536	.553	.532	.549	.511	.536	.516	.507	.514	.540	.536
	8	.524	.514	.479	.510	.515	.510	.535	.555	.552	.570	.544	.556
	9	.568	.557	.580	.574	.584	.596	.586	.606	.602	.592	.587	.594
	10	.581	.584	.577	.582	.591	.579	.581	.579	.556	.580	.585	.558
	11	—	—	—	—	—	—	—	—	—	—	—	—
	12	.492	.510	.524	.480	.519	.519	.501	.497	.532	.526	.504	.497
	13	.513	.524	.504	.524	.480	.522	.518	.517	.513	.544	.450	.531
	14	.528	.544	.527	.539	.530	.511	.527	.500	.533	.533	.519	.524
	15	.519	.566	.557	.567	.532	.543	.543	.540	.526	.545	.553	.551
	16	.547	.549	.532	—	.531	.500	.520	.534	.517	.510	.526	.519
	17	.505	.528	.477	.474	.469	.492	.470	.473	.485	.474	.462	.458
	18	—	—	—	—	—	—	—	—	—	—	—	—
	19	.497	.489	.476	.492	.494	.474	.489	.473	.485	.480	.485	.485
	20	.497	.519	.493	.484	.480	.527	.507	.536	.509	.514	.553	.526
	21	.548	.522	.544	.549	.547	.548	.560	.527	.541	.539	.527	.541
	22	.585	.572	.558	.569	.554	.547	.544	.527	.543	.543	.548	.541
	23	.453	.433	.467	.489	.532	.563	.522	.514	.499	.505	.500	.485
	24	.574	.533	.542	.558	.525	.460	.460	.436	.457	.446	.470	.458
	25	—	—	—	—	—	—	—	—	—	—	—	—
	26	.519	.560	.588	.566	.553	.528	.513	.486	.489	.485	.494	.497
	27	.592	.597	.567	.547	.550	.560	.511	.515	.528	.531	.532	.548
	28	.555	.572	.563	.579	.553	.565	.559	.527	.604	.509	.519	.526
	29	.522	.503	.558	.563	.568	.549	.535	.537	.530	.523	.528	.528
	30	.600 ^b	.572	.519	.560	.555	.570	.563	.532	.541	.514	.505	.507
	Hourly Means	.539	.543	.537	.542	.540	.537	.532	.522	.528	.524	.524	.525

^a Good Friday.

^b Five minutes late.

HUMIDITY OF THE AIR, AND TENSION OF THE ATMOSPHERIC VAPOUR.

12	13	14	15	16	17	18	19	20	21	22	23	Daily and Monthly Means.
11	12	13	14	15	16	17	18	19	20	21	22	
82	84	80	80	84	82	79	78	77	77	79	79	80
—	—	—	—	—	—	—	—	—	—	—	—	—
89	88	91	86	93	88	90	95	95	92	91	90	88
92	93	96	94	93	92	93	94	95	96	96	94	90
86	80	85	87	82	78	79	82	85	91	86	85	84
86	75	82	85	87	82	84	86	87	79	82	77	82
89	91	87	91	92	92	86	93	91	96	89	87	84
96	98	98	97	99	97	98	97	98	98	96	92	92
—	—	—	—	—	—	—	—	—	—	—	—	—
86	87	87	90	93	88	94	89	91	90	96	90	89
86	91	89	76	82	85	87	89	94	91	85	83	84
83	82	91	89	91	93	87	93	87	88	80	83	85
90	93	90	87	91	91	93	91	94	93	92	88	88
93	93	92	91	94	95	90	90	85	90	86	84	89
87	87	89	90	93	93	83	84	87	89	85	83	86
—	—	—	—	—	—	—	—	—	—	—	—	—
88	87	87	88	86	88	88	91	90	88	86	84	82
86	86	89	91	91	94	93	86	82	87	76	82	82
90	84	89	89	95	93	95	95	91	94	95	92	86
93	95	95	95	100	97	96	99	97	97	97	100	93
95	95	95	94	95	95	94	91	91	91	88	82	93
85	89	90	89	90	90	87	89	88	89	79	78	83
—	—	—	—	—	—	—	—	—	—	—	—	—
86	89	88	90	88	82	86	85	86	82	82	80	79
86	87	89	89	94	91	89	90	91	95	89	87	84
92	90	88	96	95	91	90	90	93	92	91	86	86
89	90	90	91	91	93	93	93	93	93	88	86	87
90	90	91	93	93	90	90	90	94	90	86	89	86
88	88	88	86	91	90	90	93	93	96	92	92	85
89	88	89	89	91	90	89	90	90	91	88	86	86
In. .507	In. .510	In. .494	In. .482	In. .510	In. .497	In. .481	In. .470	In. .468	In. .471	In. .501	In. .511	In. .509
—	—	—	—	—	—	—	—	—	—	—	—	—
—	—	—	—	—	—	—	—	—	—	—	—	—
.535	.532	.541	.510	.560	.528	.533	.574	.579	.561	.596	.599	.555
.571	.578	.597	.580	.569	.561	.564	.571	.579	.583	.592	.599	.584
.510	.474	.496	.513	.487	.458	.457	.479	.509	.563	.548	.547	.521
.518	.442	.492	.509	.521	.490	.497	.506	.521	.488	.522	.527	.516
.553	.558	.538	.554	.557	.557	.518	.564	.550	.588	.581	.581	.544
.583	.601	.601	.600	.613	.604	.601	.590	.587	.596	.592	.594	.591
—	—	—	—	—	—	—	—	—	—	—	—	—
.501	.504	.504	.524	.517	.491	.511	.490	.499	.484	.546	.533	.543
.486	.531	.518	.433	.471	.488	.492	.505	.515	.523	.513	.533	.504
.470	.463	.514	.514	.502	.513	.469	.522	.485	.506	.474	.524	.504
.520	.534	.511	.497	.502	.507	.510	.507	.528	.530	.544	.549	.523
.551	.547	.544	.539	.549	.552	.520	.492	.474	.520	.514	.523	.536
.509	.497	.502	.504	.517	.522	.466	.469	.492	.522	.522	.533	.515
—	—	—	—	—	—	—	—	—	—	—	—	—
.515	.500	.500	.506	.489	.502	.494	.514	.520	.515	.510	.514	.494
.486	.486	.505	.523	.523	.536	.534	.486	.463	.513	.473	.522	.494
.524	.478	.505	.502	.531	.530	.539	.531	.514	.536	.565	.548	.519
.530	.548	.539	.535	.553	.535	.529	.537	.531	.522	.522	.583	.540
.531	.535	.539	.528	.527	.535	.519	.502	.499	.510	.515	.492	.536
.478	.494	.511	.509	.516	.516	.492	.490	.494	.514	.484	.494	.498
—	—	—	—	—	—	—	—	—	—	—	—	—
.494	.509	.499	.516	.502	.455	.486	.481	.482	.471	.501	.531	.494
.506	.500	.509	.509	.528	.527	.494	.488	.499	.548	.552	.558	.521
.548	.533	.506	.512	.522	.514	.516	.516	.534	.544	.563	.544	.539
.526	.524	.524	.527	.523	.526	.526	.526	.525	.543	.545	.540	.541
.537	.533	.531	.530	.534	.516	.516	.507	.532	.533	.523	.556	.533
.532	.532	.523	.510	.540	.537	.533	.551	.560	.583	.571	.594	.546
.521	.518	.522	.519	.526	.520	.512	.515	.518	.531	.535	.545	.528

HUMIDITY OF THE AIR, AND TENSION OF THE ATMOSPHERIC VAPOUR.													
Hours of Mean Göttingen Time.	0	1	2	3	4	5	6	7	8	9	10	11	
Hours of Mean St. Helena Time.	23	0	1	2	3	4	5	6	7	8	9	10	
Humidity of the Air. MAY.	1	84	80	69	76	80	78	80	80	82	85	86	86
	2	—	—	—	—	—	—	—	—	—	—	—	—
	3	70	72	68	70	71	78	75	78	82	82	82	80
	4	70	60	65	63	58	62 ^a	65	71	73	74	70	75
	5	69	70	73	73	70	74	72	78	78	77	77	79
	6	70	62	74	76	74	74	74	75	78	84	81	81
	7	73 ^b	68	66	71	68	71	74	77	81	84	85	86
	8	75	70	69	70	70	71	72	74	76	80	81	83
	9	—	—	—	—	—	—	—	—	—	—	—	—
	10	82	77	75	78	74	76	77	80	83	82	88	89
	11	82	83	78	81	78	77	73	76	79	82	81	84
	12	82	78	69	67	71	70	71	72	75	77	76	79
	13	70	72	64	64	65	64	68	72	79	81	89	89
	14	72	69	67	71	73	74	73	76	76	84	84	84
	15	77	79	72	68	75	71	72	72	75	79	81	85
	16	—	—	—	—	—	—	—	—	—	—	—	—
	17	76	71	70	71	70	70	73	78	82	77	75	77
	18	80	77	74	69	66	67	73	72	79	80	82	85
	19	92	87	86	82	76	78	79	80	82	84	85	87
	20	82	78	78	76	80	76	73	73	76	76	80	80
	21	82	78	77	73	73	71	70	75	80	81	81	79
	22	79	78	78	76	86	86	89	90	90	95	88	96
	23	—	—	—	—	—	—	—	—	—	—	—	—
	24	90	87	82	77	78	84	81	81	81	88	93	79
	25	92	91	86	83	82	82	85	88	88	87	89	90
	26	84	86	85	78	81	78	77	82	87	89	89	90
	27	82	77	73	73	74	74	76	82	89	81	81	81
	28	95	97	96	94	90	89	85	84	89	86	88	86
	29	82	76	72	65	70	64	62	66	71	72	67	70
	30	—	—	—	—	—	—	—	—	—	—	—	—
	31	89	90	94	93	87	89	85	85	89	89	89	89
Hourly Means	80	77	75	75	75	75	75	78	81	82	83	83	
Tension of the Vapour. MAY.	1	In. .564	In. .535	In. .456	In. .534	In. .545	In. .535	In. .531	In. .505	In. .507	In. .509	In. .510	In. .506
	2	—	—	—	—	—	—	—	—	—	—	—	—
	3	.472	.487	.494	.486	.478	.517	.486	.494	.501	.503	.490	.466
	4	.434	.386	.422	.421	.387	.402 ^a	.414	.436	.445	.448	.419	.438
	5	.445	.472	.468	.475	.456	.480	.447	.473	.462	.452	.452	.461
	6	.444	.410	.489	.490	.488	.471	.452	.438	.450	.478	.461	.453
	7	.479 ^b	.443	.449	.480	.467	.461	.475	.464	.469	.485	.485	.494
	8	.477	.451	.448	.463	.456	.446	.439	.432	.437	.450	.449	.458
	9	—	—	—	—	—	—	—	—	—	—	—	—
	10	.499	.476	.470	.505	.471	.480	.476	.470	.470	.451	.467	.478
	11	.514	.533	.517	.541	.530	.532	.470	.457	.457	.463	.449	.469
	12	.539	.544	.484	.475	.493	.472	.467	.443	.450	.456	.441	.461
	13	.451	.491	.457	.479	.468	.449	.446	.455	.484	.488	.531	.526
	14	.443	.436	.431	.450	.457	.448	.437	.441	.437	.478	.482	.474
	15	.460	.476	.451	.437	.470 ^c	.440	.435	.426	.431	.453	.469	.485
	16	—	—	—	—	—	—	—	—	—	—	—	—
	17	.494	.474	.490	.503	.486	.476	.481	.498	.505	.468	.442	.444
	18	.498	.500	.502	.501	.481	.472	.492	.447	.476	.465	.471	.481
	19	.566	.551	.552	.569	.534	.535	.519	.505	.505	.510	.509	.521
	20	.501	.502	.509	.497	.514	.497	.465	.433	.429	.395	.415	.397
	21	.501	.490	.492	.470	.472	.442	.430	.434	.466	.473	.465	.457
	22	.519	.526	.517	.494	.531	.518	.518	.516	.516	.535	.483	.541
	23	—	—	—	—	—	—	—	—	—	—	—	—
	24	.537	.538	.514	.488	.494	.506	.480	.465	.461	.499	.522	.439
	25	.544	.541	.540	.533	.535	.514	.513	.515	.502	.492	.497	.507
	26	.531	.548	.558	.513	.536	.509	.492	.499	.513	.518	.509	.520
	27	.501	.476	.472	.465	.463	.468	.457	.475	.486	.449	.446	.449
	28	.531	.539	.532	.507	.484	.474	.451	.435	.463	.458	.463	.450
	29	.444	.437	.412	.382	.421	.367	.339	.358	.387	.387	.357	.367
	30	—	—	—	—	—	—	—	—	—	—	—	—
	31	.509	.520	.519	.522	.485	.502	.474	.466	.478	.474	.478	.478
Hourly Means	.496	.492	.486	.488	.485	.480	.465	.461	.469	.471	.468	.470	

^a Omitted in the Means ; seven minutes late.

^b Five minutes late.

^c Three minutes and a half late.

HUMIDITY OF THE AIR, AND TENSION OF THE ATMOSPHERIC VAPOUR.

12	13	14	15	16	17	18	19	20	21	22	23	Daily and Monthly Means.
11	12	13	14	15	16	17	18	19	20	21	22	
—	—	—	—	—	—	—	—	—	—	—	—	} 81
80	79	81	84	86	85	84	82	88	80	79	72	
81	82	84	81	82	81	80	79	76	73	74	72	
67	69	72	72	76	80	73	69	72	70	66	67	69
77	76	81	71	73	84	86	88	84	83	79	69	77
83	83	81	78	79	76	75	76	77	75	74	82	77
88	97	91	89	88	87	85	89	88	82	84	76	81
—	—	—	—	—	—	—	—	—	—	—	—	} 82
93	97	89	89	89	91	90	89	89	90	88	87	
89	90	87	91	90	89	90	85	92	85	81	84	
82	85	88	88	90	90	89	89	89	90	89	82	84
76	81	85	81	82	83	83	79	81	78	76	71	77
91	91	93	95	94	94	90	90	87	84	82	78	81
78	78	83	78	85	82	78	78	77	74	71	74	77
—	—	—	—	—	—	—	—	—	—	—	—	} 78
81	82	83	87	81	76	81	84	81	81	85	75	
77	81	79	79	80	84	81	84	84	85	84	82	
86	87	87	90	89	88	85	87	92	92	95	93	82
86	81	87	85	89	89	88	95	95	94	90	86	86
82	86	87	88	89	89	87	88	88	88	85	85	82
81	85	81	86	88	88	87	85	87	85	82	81	81
—	—	—	—	—	—	—	—	—	—	—	—	} 90
95	91	95	95	96	95	95	95	94	96	95	91	
85	88	89	89	89	90	89	95	95	91	91	91	
91	90	93	90	89	89	88	88	90	93	88	91	88
89	90	90	90	90	90	90	91	91	90	89	80	86
81	83	84	81	83	85	87	88	88	89	95	95	83
82	76	75	74	74	70	79	79	72	82	79	67	83
—	—	—	—	—	—	—	—	—	—	—	—	} 76
89	81	78	76	72	76	81	84	86	87	91	95	
90	92	90	89	95	94	96	97	94	95	91	87	
84	85	85	84	85	86	85	86	86	85	84	81	81
In.	In.	In.	In.	In.	In.	In.	In.	In.	In.	In.	In.	In.
—	—	—	—	—	—	—	—	—	—	—	—	} 495
466	445	449	478	489	481	474	459	502	454	488	466	
473	479	485	473	471	465	446	445	425	425	436	435	
395	400	414	418	437	470	425	396	422	407	409	435	421
440	433	461	405	402	473	486	487	461	470	473	436	457
470	470	446	411	424	406	392	406	412	422	440	501	447
499	535	514	505	494	477	474	490	483	467	493	465	481
—	—	—	—	—	—	—	—	—	—	—	—	} 467
513	518	463	463	466	475	472	465	465	492	502	513	
474	480	469	491	488	486	484	458	482	470	462	506	
444	458	479	487	507	507	502	505	505	520	531	503	495
426	465	493	465	467	470	470	435	442	442	465	442	467
539	523	530	535	528	528	499	496	477	469	471	458	491
442	438	470	442	478	455	434	427	431	404	405	432	445
—	—	—	—	—	—	—	—	—	—	—	—	} 457
461	467	470	489	449	418	446	465	434	453	513	473	
440	465	453	449	454	474	465	474	478	496	506	501	
486	485	485	504	494	491	474	461	482	502	544	551	489
510	473	485	474	482	474	459	491	518	532	524	510	513
409	419	437	444	470	482	473	483	483	487	485	500	464
465	485	461	486	494	491	477	458	469	478	503	511	474
—	—	—	—	—	—	—	—	—	—	—	—	} 525
544	510	535	531	541	535	531	531	524	533	535	527	
458	483	486	487	490	499	482	514	507	502	523	523	
519	504	513	496	482	482	471	471	484	517	515	550	510
505	507	499	496	496	496	492	495	499	499	518	485	510
449	451	457	434	443	458	461	471	475	490	535	535	469
424	387	375	369	369	348	397	394	362	420	416	364	434
—	—	—	—	—	—	—	—	—	—	—	—	} 413
466	425	407	395	374	398	434	446	439	448	499	518	
476	494	484	465	495	488	493	491	484	507	487	477	
469	469	470	465	469	470	466	466	467	473	488	485	474

HUMIDITY OF THE AIR, AND TENSION OF THE ATMOSPHERIC VAPOUR.													
Hours of Mean Göttingen Time.	0	1	2	3	4	5	6	7	8	9	10	11	
Hours of Mean St. Helena Time.	23	0	1	2	3	4	5	6	7	8	9	10	
Humidity of the Air. JUNE.	1	89	85	89	80	78	82	75	84	82	84	89	91
	2	88	77	85	78	77	82	86	88	91	89	88	90
	3	89	86	82	86	84	81	87	89	93	90	89	91
	4	85	89	84	78	82	85	80	90	87	83	90	94
	5	85	83	82	87	82	87	85	85	87	87	87	86
	6	—	—	—	—	—	—	—	—	—	—	—	—
	7	94	90	89	85	89	90	86	91	92	95	84	95
	8	92	81	80	73	79	87	88	91	86	88	85	91
	9	95	94	89	89	84	86	85	90	86	90	94	95
	10	95	95	96	87	91	91	88	89	85	89	88	89
	11	84	81	78	82	84	84	86	89	94	96	97	95
	12	95	95	93	89	89 ^a	88	91	94	91	92	92	94
	13	—	—	—	—	—	—	—	—	—	—	—	—
	14	95	99	96	99	100	97	94	93	96	94	97	97
	15	96	94	91	94	92	89	92	94	92	94	97	94
	16	95	96	96	97	95	95	96	97	94	98	98	97
	17	89	87	87	88	81	81	81	85	85	86	75	83
	18	86	89	88	89	88	89	87	93	92	92	87	88
	19	86	89	91	92	89	89	94	100	93	92	92	96
	20	—	—	—	—	—	—	—	—	—	—	—	—
	21	99	100	100	97	100	100	97	100	100	100	100	100
	22	95	95	95	90	91	92	95	96	94	97	92	94
	23	84	86	87	86	81	80	86	88	92	89	93	91
	24	97	92	88	92	93	94	89	95	89	96	98	92
	25	96	91	91	89	89	92	91	89	91	91	89	88
	26	92	89	89	90	89	88	88	89	92	94	91	87
	27	—	—	—	—	—	—	—	—	—	—	—	—
	28	92	88	90	88	88	85	88	89	92	91	92	91
	29	96	95	94	94	95	96	94	95	96	96	97	97
	30	95	92	85	88	87	89	90	91	91	91	94	92
	Hourly Means	92	90	89	88	88	88	88	91	91	92	92	92
Tension of the Vapour. JUNE.	In.	In.	In.	In.	In.	In.	In.	In.	In.	In.	In.	In.	In.
	1	.518	.522	.548	.505	.502	.501	.446	.474	.455	.469	.490	.510
	2	.511	.468	.530	.494	.483	.503	.510	.506	.523	.494	.487	.499
	3	.518	.510	.490	.501	.502	.473	.492	.494	.513	.492	.474	.495
	4	.485	.526	.490	.466	.475	.493	.458	.507	.481	.454	.492	.500
	5	.458	.470	.467	.477	.467	.485	.455	.447	.452	.448	.456	.450
	6	—	—	—	—	—	—	—	—	—	—	—	—
	7	.507	.496	.486	.474	.490	.480	.454	.468	.471	.479	.476	.479
	8	.494	.453	.458	.406	.461	.477	.460	.468	.443	.444	.424	.453
	9	.539	.524	.526	.548	.502	.497	.474	.484	.458	.468	.480	.487
	10	.510	.522	.550	.513	.510	.510	.479	.470	.424	.442	.408	.410
	11	.465	.465	.458	.487	.493	.485	.486	.490	.511	.512	.514	.495
	12	.499	.507	.505	.497	.490 ^a	.475	.479	.476	.460	.471	.478	.480
	13	—	—	—	—	—	—	—	—	—	—	—	—
	14	.495	.505	.485	.489	.496	.483	.472	.461	.481	.472	.483	.480
	15	.478	.476	.449	.476	.467	.453	.456	.457	.448	.457	.461	.445
	16	.495	.505	.505	.503	.491	.483	.485	.483	.461	.478	.474	.457
	17	.450	.456	.477	.483	.449	.449	.438	.440	.436	.431	.368	.412
	18	.435	.453	.451	.450	.440	.457	.429	.458	.444	.432	.401	.421
	19	.435	.461	.468	.471	.465	.450	.469	.473	.446	.436	.440	.459
	20	—	—	—	—	—	—	—	—	—	—	—	—
	21	.509	.519	.527	.511	.516	.516	.491	.496	.500	.500	.504	.500
	22	.495	.495	.495	.492	.483	.490	.479	.474	.468	.480	.448	.464
	23	.423	.446	.456	.454	.429	.415	.427	.428	.436	.410	.442	.429
	24	.468	.463	.448	.456	.465	.453	.416	.441	.416	.447	.463	.419
	25	.447	.445	.460	.450	.457	.463	.445	.430	.437	.433	.423	.411
	26	.474	.461	.465	.468	.450	.436	.436	.438	.448	.464	.445	.401
	27	—	—	—	—	—	—	—	—	—	—	—	—
	28	.478	.459	.484	.467	.479	.458	.455	.450	.452	.437	.440	.426
	29	.497	.499	.507	.500	.510	.520	.496	.495	.489	.485	.487	.483
	30	.487	.482	.458	.479	.477	.486	.484	.475	.471	.468	.469	.459
Hourly Means	.483	.484	.486	.481	.479	.477	.464	.469	.463	.462	.459	.459	

^a Four minutes late.

HUMIDITY OF THE AIR, AND TENSION OF THE ATMOSPHERIC VAPOUR.

12	13	14	15	16	17	18	19	20	21	22	23	Daily and Monthly Means.
11	12	13	14	15	16	17	18	19	20	21	22	
94	95	94	89	94	94	92	87	91	94	89	89	88
90	91	91	96	96	91	94	94	84	91	85	88	88
92	90	95	80	89	79	84	91	92	92	92	87	88
91	90	89	97	91	90	86	95	94	99	97	92	89
—	—	—	—	—	—	—	—	—	—	—	—	90
91	94	91	92	97	96	97	99	97	96	94	91	91
93	93	92	89	92	87	88	91	92	93	96	91	89
92	91	93	92	84	86	96	94	97	95	95	94	92
91	92	92	94	96	96	97	94	96	99	99	96	91
89	96	92	91	95	95	93	87	95	97	91	89	92
100	97	96	95	95	97	97	99	99	97	96	95	92
—	—	—	—	—	—	—	—	—	—	—	—	94
94	96	94	93	100	96	93	96	97	97	96	97	97
97	94	100	96	100	97	98	97	94	94	97	98	94
96	97	94	97	96	97	97	97	98	98	93	89	95
100	97	98	94	96	94	94	93	94	89	94	92	86
91	87	87	91	91	93	88	91	84	87	89	89	89
86	84	84	86	84	92	93	93	93	93	96	92	89
—	—	—	—	—	—	—	—	—	—	—	—	94
92	93	94	96	91	91	97	100	98	99	99	99	99
100	100	100	100	100	100	98	97	100	100	99	97	99
91	96	91	89	89	96	92	95	99	88	83	83	92
97	84	92	95	89	95	96	97	97	96	95	96	90
92	95	92	86	91	91	96	96	100	98	100	95	94
89	93	95	97	96	92	96	97	91	96	93	94	92
—	—	—	—	—	—	—	—	—	—	—	—	92
94	92	94	92	94	89	95	95	98	96	94	89	93
93	95	97	96	98	98	98	97	98	96	100	100	96
96	97	94	97	97	96	94	96	97	94	97	96	96
93	94	95	94	93	92	88	96	97	94	95	96	92
93	93	93	93	94	93	94	95	95	95	94	93	92
In.	In.	In.	In.	In.	In.	In.	In.	In.	In.	In.	In.	In.
.515	.514	.500	.465	.492	.488	.482	.445	.479	.500	.486	.505	.492
.492	.502	.495	.516	.520	.487	.504	.507	.439	.495	.474	.502	.497
.498	.476	.510	.419	.478	.408	.435	.471	.482	.474	.502	.485	.483
.487	.468	.465	.511	.479	.468	.450	.495	.476	.493	.499	.478	.483
—	—	—	—	—	—	—	—	—	—	—	—	.471
.468	.476	.460	.467	.491	.485	.487	.489	.487	.481	.492	.487	.466
.454	.458	.456	.442	.452	.425	.432	.449	.456	.461	.481	.464	.458
.467	.449	.454	.448	.413	.403	.470	.472	.487	.487	.495	.507	.489
.449	.456	.452	.476	.481	.478	.487	.472	.478	.493	.516	.516	.455
.406	.432	.412	.403	.424	.427	.424	.395	.441	.468	.468	.470	.493
.516	.503	.497	.487	.491	.499	.495	.497	.497	.487	.505	.507	.473
—	—	—	—	—	—	—	—	—	—	—	—	.474
.464	.447	.445	.442	.473	.459	.442	.447	.461	.472	.478	.495	.462
.472	.453	.477	.459	.477	.461	.463	.449	.445	.449	.487	.478	.469
.463	.461	.445	.457	.459	.468	.468	.468	.474	.478	.465	.465	.433
.481	.468	.463	.449	.455	.449	.445	.434	.445	.426	.469	.452	.432
.445	.429	.421	.419	.426	.438	.411	.426	.393	.411	.426	.450	.466
.409	.396	.396	.399	.390	.429	.431	.434	.431	.442	.466	.463	.466
—	—	—	—	—	—	—	—	—	—	—	—	.499
.463	.465	.476	.481	.453	.445	.480	.481	.482	.489	.497	.501	.452
.500	.504	.496	.496	.488	.488	.478	.468	.488	.492	.497	.503	.433
.437	.455	.433	.419	.419	.443	.419	.417	.443	.401	.389	.412	.436
.453	.393	.440	.434	.413	.441	.423	.441	.445	.439	.430	.436	.436
.412	.430	.412	.385	.406	.406	.432	.432	.446	.451	.466	.437	.441
.416	.434	.441	.449	.447	.422	.436	.445	.416	.447	.446	.476	.447
—	—	—	—	—	—	—	—	—	—	—	—	.463
.457	.444	.453	.436	.445	.410	.434	.430	.451	.447	.476	.461	.463
.434	.434	.453	.459	.470	.478	.478	.472	.478	.474	.492	.504	.485
.478	.483	.468	.480	.476	.470	.461	.463	.472	.461	.480	.485	.473
.458	.476	.479	.469	.465	.459	.424	.474	.483	.469	.495	.497	.466
.461	.458	.458	.453	.457	.451	.453	.457	.461	.465	.476	.478	.466

HUMIDITY OF THE AIR, AND TENSION OF THE ATMOSPHERIC VAPOUR.													
Hours of Mean Göttingen Time.	0	1	2	3	4	5	6	7	8	9	10	11	
Hours of Mean St. Helena Time.	23	0	1	2	3	4	5	6	7	8	9	10	
Humidity of the Air.	1	97	95	95	95	92	90	92	92	94	89	91	91
	2	90	83	78	81	81	83	85	88	89	89	94	89
	3	82	76	72	66	72	75	81	81	85	87	86	84
	4	—	—	—	—	—	—	—	—	—	—	—	—
	5	86	84	84	84	84	81	82	85	85	87	88	88
	6	94	94	79	82	84	82	84	84	87	87	88	86
	7	81	81	78	75	68	72	78	80	84	84	87	86
	8	96	88	91	85	86	91	86	81	87	89	91	93
	9	82	82	79	77	77	75	76	77	78	81	81	82
	10	91	84	85	77	76	79	79	80	79	84	83	83
	11	—	—	—	—	—	—	—	—	—	—	—	—
	12	83	84	84	79	72	74	77	79	81	79	84	84
	13	82	77	78	83	84	82	85	87	84	89	87	87
	14	87	82	89	85	85	83	85	85	86	88	89	89
	15	94	94	84	83	76	82	81	86	86	87	88	86
	16	89	89	78	81	83	85	87	87	83	84	84	84
	17	88	82	88	89	87	85	92	83	79	84	86	86
	18	—	—	—	—	—	—	—	—	—	—	—	—
	19	88	89	94	97	94	94	94	93	94	93	92	93
	20	96	92	89	85	85	87	89	92	91	94	89	92
	21	83	83	80	84	78	74	76	77	80	82	78	82
	22	76	75	74	73	73	72	72	70	78	79	83	83
	23	81	80	81	79	74	78	80	77	79	80	84	81
	24	97	96	92	95	95	94	94	97	97	96	97	96
	25	—	—	—	—	—	—	—	—	—	—	—	—
	26	97	94	88	88	83	80	79	82	84	86	88	88
	27	94	90	88	85	88	86	87	92	93	92	88	89
	28	88	84	81	75	79	79	78	79	79	83	84	88
	29	92	93	89	89	87	92	89	89	87	87	86	89
	30	91	84	84	82	84	88	91	89	89	88	91	93
	31	84	82	81	84	84	85	87	89	88	84	86	89
	Aug. 1	—	—	—	—	—	—	—	—	—	—	—	—
Hourly Means	88	86	84	83	82	83	84	84	85	86	87	87	
Tension of the Vapour.	In.	In.	In.	In.	In.	In.	In.	In.	In.	In.	In.	In.	
	1	.503	.491	.491	.499	.478	.468	.474	.471	.473	.450	.460	.460
	2	.484	.443	.442	.446	.449	.447	.413	.451	.453	.450	.476	.438
	3	.440	.418	.403	.375	.411	.419	.431	.421	.432	.437	.431	.416
	4	—	—	—	—	—	—	—	—	—	—	—	—
	5	.454	.461	.457	.457	.473	.442	.433	.428	.424	.421	.404	.404
	6	.492	.515	.465	.448	.454	.433	.439	.427	.433	.429	.436	.423
	7	.431	.449	.438	.411	.373	.394	.411	.404	.416	.409	.418	.406
	8	.478	.455	.479	.458	.450	.471	.427	.409	.421	.438	.437	.446
	9	.402	.405	.404	.404	.400	.385	.384	.380	.381	.396	.396	.402
	10	.453	.431	.424	.408	.410	.412	.404	.397	.391	.413	.412	.408
	11	—	—	—	—	—	—	—	—	—	—	—	—
	12	.408	.413	.409	.394	.370	.379	.387	.387	.389	.384	.406	.409
	13	.432	.424	.430	.447	.442	.428	.424	.429	.416	.446	.429	.429
	14	.461	.444	.466	.458	.451	.436	.443	.428	.427	.436	.446	.434
	15	.480	.484	.454	.454	.414	.448	.431	.446	.431	.433	.444	.423
	16	.465	.463	.434	.446	.436	.443	.445	.433	.405	.400	.403	.400
	17	.459	.433	.467	.474	.461	.432	.471	.412	.387	.413	.416	.412
	18	—	—	—	—	—	—	—	—	—	—	—	—
	19	.444	.457	.469	.487	.473	.464	.453	.442	.445	.434	.425	.434
	20	.485	.486	.463	.447	.455	.456	.450	.452	.441	.453	.413	.419
	21	.454	.466	.458	.474	.442	.408	.406	.393	.400	.409	.384	.396
	22	.398	.399	.400	.410	.417	.399	.394	.357	.371	.371	.385	.385
	23	.421	.423	.427	.416	.416	.411	.415	.390	.381	.370	.366	.366
	24	.499	.489	.474	.483	.479	.476	.464	.465	.468	.463	.468	.463
	25	—	—	—	—	—	—	—	—	—	—	—	—
	26	.457	.461	.459	.463	.439	.415	.397	.396	.393	.396	.401	.401
	27	.476	.472	.463	.451	.448	.416	.421	.440	.446	.429	.408	.410
	28	.414	.409	.417	.385	.412	.401	.388	.384	.374	.379	.383	.404
	29	.452	.438	.438	.438	.421	.440	.423	.416	.398	.398	.393	.406
	30	.441	.406	.420	.420	.420	.432	.416	.410	.403	.398	.406	.418
	31	.420	.409	.417	.431	.427	.424	.421	.423	.411	.386	.396	.403
Aug. 1	—	—	—	—	—	—	—	—	—	—	—	—	
Hourly Means	.452	.446	.443	.440	.434	.429	.426	.418	.415	.416	.416	.415	

HUMIDITY OF THE AIR, AND TENSION OF THE ATMOSPHERIC VAPOUR.

12	13	14	15	16	17	18	19	20	21	22	23	Daily and Monthly Means.
11	12	13	14	15	16	17	18	19	20	21	22	
92	88	97	94	93	93	91	97	95	89	91	89	93
83	84	87	93	89	91	81	87	91	88	83	75	86
—	—	—	—	—	—	—	—	—	—	—	—	83
86	84	86	88	88	88	87	89	91	91	91	88	83
89	89	92	92	93	86	89	91	92	97	95	89	88
87	88	87	89	84	89	92	93	89	89	86	85	87
89	89	88	89	89	89	91	95	92	91	94	93	85
92	94	93	92	92	93	88	89	91	88	84	86	89
84	83	87	79	79	78	74	89	89	89	91	88	82
—	—	—	—	—	—	—	—	—	—	—	—	81
80	81	82	79	83	86	80	74	83	82	83	76	81
80	86	86	83	91	89	83	83	80	77	72	80	81
84	87	86	87	87	89	86	89	93	93	94	88	86
92	92	97	91	94	92	91	92	97	97	100	97	90
86	89	88	88	88	88	87	89	89	89	89	86	87
84	87	83	84	84	86	88	87	86	88	84	85	85
—	—	—	—	—	—	—	—	—	—	—	—	88
89	93	92	97	89	89	89	84	88	83	94	92	88
89	84	91	96	93	92	89	92	91	92	95	93	92
95	91	92	92	96	91	91	91	93	95	91	88	91
82	79	80	78	79	80	85	83	85	86	81	77	80
84	84	85	85	87	86	89	84	91	89	87	85	81
81	83	85	87	88	89	92	93	97	97	97	97	85
—	—	—	—	—	—	—	—	—	—	—	—	95
93	94	94	95	96	96	95	96	95	96	96	96	91
93	93	95	95	95	91	95	96	97	97	97	94	91
88	89	91	91	91	89	89	89	91	89	92	88	90
86	86	86	86	88	84	84	86	89	91	97	92	85
89	92	92	89	95	89	89	89	93	84	80	83	89
95	96	84	92	89	95	89	93	85	91	89	89	89
—	—	—	—	—	—	—	—	—	—	—	—	87
86	95	89	86	93	84	79	88	95	95	91	80	87
87	88	89	89	89	89	88	89	91	90	90	87	87
In.	In.	In.	In.	In.	In.	In.	In.	In.	In.	In.	In.	In.
.459	.436	.480	.476	.461	.458	.437	.480	.479	.442	.471	.466	.469
.402	.396	.414	.454	.426	.437	.383	.398	.433	.432	.412	.385	.433
—	—	—	—	—	—	—	—	—	—	—	—	.419
.406	.393	.396	.411	.411	.417	.401	.413	.419	.437	.453	.459	.419
.410	.410	.422	.429	.442	.406	.406	.409	.416	.468	.483	.465	.434
.414	.411	.401	.403	.374	.393	.406	.427	.410	.423	.427	.432	.430
.416	.423	.421	.423	.423	.423	.429	.441	.436	.437	.453	.450	.422
.432	.457	.450	.436	.436	.446	.414	.419	.426	.417	.406	.419	.439
.409	.408	.418	.384	.377	.371	.352	.430	.434	.413	.429	.428	.400
—	—	—	—	—	—	—	—	—	—	—	—	.396
.379	.383	.386	.371	.385	.399	.379	.345	.385	.389	.392	.361	.396
.379	.399	.406	.392	.433	.416	.382	.385	.376	.364	.356	.400	.393
.409	.418	.412	.411	.408	.426	.409	.423	.442	.446	.469	.459	.430
.452	.448	.465	.429	.453	.432	.419	.422	.449	.449	.466	.483	.446
.423	.438	.417	.421	.421	.424	.411	.426	.426	.430	.442	.446	.436
.400	.414	.389	.393	.393	.396	.414	.401	.396	.414	.409	.432	.418
—	—	—	—	—	—	—	—	—	—	—	—	.421
.400	.411	.409	.415	.390	.396	.400	.374	.398	.376	.445	.440	.421
.406	.377	.416	.426	.421	.412	.403	.409	.403	.422	.430	.450	.433
.437	.422	.416	.416	.439	.416	.409	.406	.418	.441	.449	.459	.440
.392	.381	.379	.365	.368	.359	.386	.379	.386	.403	.399	.393	.403
.390	.390	.386	.389	.395	.393	.403	.380	.416	.426	.421	.424	.396
.370	.376	.386	.391	.398	.403	.422	.438	.461	.465	.472	.483	.411
—	—	—	—	—	—	—	—	—	—	—	—	.455
.434	.445	.445	.441	.447	.443	.427	.426	.417	.429	.426	.443	.430
.434	.438	.441	.441	.430	.406	.427	.432	.441	.449	.453	.457	.430
.401	.410	.422	.409	.409	.403	.403	.400	.406	.403	.436	.421	.425
.393	.393	.396	.393	.401	.377	.366	.388	.400	.409	.453	.440	.398
.410	.422	.422	.396	.414	.403	.403	.400	.418	.377	.379	.399	.413
.421	.416	.370	.409	.393	.414	.387	.411	.373	.403	.416	.426	.409
—	—	—	—	—	—	—	—	—	—	—	—	.403
.382	.417	.396	.379	.418	.363	.345	.391	.414	.411	.406	.370	.403
.410	.412	.413	.411	.414	.409	.401	.409	.418	.421	.432	.433	.422



ST. HELENA, 1844 to 1847.

METEOROLOGICAL JOURNAL.

Mean Solar Time, Astronomical Reckoning.		Dew Point.	Standard Therm.	Wind.		Extent of Cloudy Sky.	Weather and Phenomena.	TEMPERATURE.				Rain.		
St. Helena.	Göttingen.			Direction.	Force.			Max. Therm.	Min. Therm.	Solar Rad.	Terres. Rad.			
JANUARY.														
D.	H.	°	°		lbs.								In.	
1	3	1	4	63°0	66°4	S.E.	1·9	1·0	} Cloudy ; fair - - - - -	67°0	59°6	86°2	—	0·08
1	9	1	10	59°8	61°9	S.E.	2·0	0·9						
1	15	1	16	59°7	61°2	S.E.	0·8	1·0						
1	21	1	22	60°0	64°7	S.E. by E.	0·5	0·9	} Overcast ; misty - - - - -	65°4	59°5	86°7	—	0·11
2	3	2	4	61°9	63°0	S.E.	0·3	1·0						
2	9	2	10	60°0	61°8	S.E. by E.	1·1	1·0						
2	15	2	16	58°9	60°6	S.E.	1·4	1·0	} Nearly overcast, with a little rain in the morning - - - - -	67°0	60°1	78°7	—	0·04
2	21	2	22	Rain.	62°2	S.E.	1·0	1·0						
3	3	3	4	61°0	64°8	S.E.	0·5	1·0						
3	9	3	10	60°8	61°8	S.E.	0·7	0·9	} Overcast ; dull and calm - - - - -	66°2	59°9	86°4	—	0·03
3	15	3	16	59°6	61°2	S.E.	0·7	1·0						
3	21	3	22	Rain.	62°0	S.E.	0·9	1·0						
4	3	4	4	59°6	63°7	S.E. by S.	0·5	1·0	} Cloudy and fine in the day and at night ; overcast and misty in the morning - - - - -	69°6	59°9	76°7	—	0·00
4	9	4	10	60°6	62°4	S.E.	0·5	1·0						
4	15	4	16	57°7	61°3	S.E. by S.	0·5	1·0						
4	21	4	22	60°1	63°5	S.E.	0·4	1·0	} Overcast ; fair - - - - -	68°4	59°9	101°6	—	0·00
5	3	5	4	60°5	66°8	S.E.	0·2	1·0						
5	9	5	10	59°1	61°8	S.E.	0·3	0·5						
5	15	5	16	59°5	61°2	S.E.	0·3	0·9	} Overcast ; fair - - - - -	70°4	60°7	84°9	—	0·00
5	21	5	22	61°2	64°2	S.E. by E.	0·4	1·0						
6	3	6	4	61°5	67°8	S.E. by E.	0·5	0·9						
6	9	6	10	60°5	62°8	S.E.	0·4	1·0	} Overcast ; fair - - - - -	73°0	60°9	106°0	—	0·10
Sunday.														
7	15	7	16	56°8	62°4	S.E.	2·0	1·0						
7	21	7	22	59°3	65°8	S.E.	1·9	1·0	} Overcast ; fair during the day and at night ; misty and showery in the morning - - - - -	71°2	61°5	92°9	—	0·01
8	3	8	4	60°8	69°9	S.E. by E.	0·2	0·8						
8	9	8	10	62°3	63°8	S.E.	0·4	1·0						
8	15	8	16	Rain.	63°2	S.E. by S.	0·8	1·0	} Fine and cloudy during the day ; overcast in the morning - - - - -	71°2	61°5	92°9	—	0·01
8	21	8	22	62°2	64°2	S.E. by E.	1·0	1·0						
9	3	9	4	61°5	68°4	S.E. by S.	0·1	0·7						
9	9	9	10	62°0	64°0	S.E. by S.	0·9	0·9	} Overcast ; fair ; calm - - - - -	69°6	61°6	93°0	—	0·00
9	15	9	16	61°2	62°5	S.S.E.	1·1	0·9						
9	21	9	22	61°5	65°8	S.E. by S.	0·8	1·0						
10	3	10	4	61°9	67°1	S.E. by E.	0·4	1·0	} Cloudy ; fine during the day ; brisk wind in the morning - - - - -	71°2	61°8	—	—	0·00
10	9	10	10	61°1	63°2	S.E. by S.	0·7	0·9						
10	15	10	16	58°1	62°5	S.E. by S.	0·9	1·0						
10	21	10	22	59°3	66°5	S.E. by S.	0·7	0·9	} Overcast ; fair during the day ; wet mist in the morning - - - - -	71°4	61°5	—	—	0·04
11	3	11	4	61°8	70°5	S.E.	0·5	0·8						
11	9	11	10	61°1	63°7	S.S.E.	0·8	0·8						
11	15	11	16	60°1	62°8	S.S.E.	2·8	0·9	} Overcast ; thick mist and drizzling rain - - - - -	67°6	60°8	86°0	—	0·06
11	21	11	22	62°0	66°4	S.S.E.	2·9	0·9						
12	3	12	4	64°3	69°5	S.S.E.	2·7	0·9						
12	9	12	10	Rain.	64°0	S.E. by S.	2·8	1·0	} Overcast ; wet mist - - - - -	68°8	62°2	92°7	—	0·22
12	15	12	16	60°8	63°0	S.E. by S.	2·2	1·0						
12	21	12	22	62°5	64°5	S.E. by S.	1·6	1·0						
13	3	13	4	63°5	65°5	S.E. by S.	2·2	1·0	} Overcast ; mist and showers - - - - -	67°9	61°0	77°8	—	0·08
13	9	13	10	61°3	63°2	S.E. by S.	1·8	1·0						
Sunday.														
14	15	14	16	Rain.	62°8	S.E. by S.	0·0	1·0	} Overcast ; fair during the day ; occasional showers at night and in the morning - - - - -	67°4	61°5	84°7	—	0·08
14	21	14	22	63°6	64°7	S.E.	1·7	1·0						
15	3	15	4	Rain.	65°9	S.E.	0·4	1·0						
15	9	15	10	Rain.	63°0	S.E. by S.	0·7	1·0	} Overcast ; showery during the day - - - - -	68°2	61°5	85°6	—	0·00
15	15	15	16	61°5	62°8	S.E. by S.	2·4	1·0						
15	21	15	22	61°7	63°7	S.E.	1·6	1·0						
16	3	16	4	63°9	67°1	S.E.	1·4	1·0	} Overcast ; showery during the day - - - - -	67°4	61°5	84°7	—	0·08
16	9	16	10	61°7	62°6	S.E. by S.	2·2	1·0						
16	15	16	16	61°6	62°8	S.E.	2·0	1·0						
16	21	16	22	62°6	63°8	S.E.	2·4	1·0	} Overcast ; showery during the day - - - - -	68°2	61°5	85°6	—	0·00
17	3	17	4	63°0	67°2	S.E.	1·7	1·0						
17	9	17	10	61°5	63°3	S.E.	1·8	1·0						
17	15	17	16	60°4	62°8	S.E. by S.	1·5	1·0	} Overcast ; showery during the day - - - - -	68°2	61°5	85°6	—	0·00
17	21	17	22	60°7	65°0	S.S.E.	2·9	1·0						

Mean Solar Time, Astronomical Reckoning.		Dew Point.	Standard Therm.	Wind.		Extent of Cloudy Sky.	Weather and Phenomena.	TEMPERATURE.				Rain.	
St. Helena.	Göttingen.			Direction.	Force.			Max. Therm.	Min. Therm.	Solar Rad.	Terres. Rad.		
JANUARY.													
D.	H.	D.	H.	°	°	lbs.		°	°	°	°	In.	
18	3	18	4	62.5	70.6	S.E. 1.5	0.7						
18	9	18	10	60.3	63.5	S.E. 1.3	0.8	} Cloudy; fine - - - -	71.7	60.6	105.7	—	0.00
18	15	18	16	60.5	62.6	S.E. 1.2	0.8						
18	21	18	22	63.0	65.8	S.E. by S. 1.2	0.8						
19	3	19	4	55.8	71.4	S.E. by E. 0.0	0.5	} Fine; cloudy; nearly calm - - -	73.1	60.6	—	—	0.00
19	9	19	10	60.9	63.6	S.E. by S. 0.6	0.6						
19	15	19	16	57.0	62.2	S.E. 0.7	0.4						
19	21	19	22	62.1	67.8	S.E. 0.9	0.9						
20	3	20	4	60.7	69.6	S.E. 0.3	0.7	} Cloudy; fine; calm - - - -	73.7	61.2	—	—	0.01
20	9	20	10	62.5	64.8	S.S.E. 0.2	0.9						
Sunday.													
21	15	21	16	60.5	62.8	E.S.E. 0.0	0.1	} Very clear night; heavy dew - - -	76.9	60.8	—	—	0.00
21	21	21	22	63.7	67.4	S.E. 0.0	0.6						
22	3	22	4	62.8	69.9	E. by S. 0.4	0.9	} Cloudy; fair - - - -	72.0	62.5	—	—	0.00
22	9	22	10	62.8	64.8	S.E. by E. 0.7	0.8						
22	15	22	16	61.8	64.0	S.E. by E. 0.6	1.0						
22	21	22	22	62.7	66.0	S.E. by E. 1.1	0.9						
23	3	23	4	64.5	68.1	S.E. 1.2	0.9	} Overcast; dull - - - -	73.3	62.1	—	—	0.00
23	9	23	10	62.1	64.4	S.E. 0.9	0.9						
23	15	23	16	61.6	63.4	S.E. by S. 0.9	0.9						
23	21	23	22	62.0	66.8	S.E. by S. 1.4	1.0						
24	3	24	4	Rain.	67.6	S.E. 1.0	1.0	} Cloudy; a slight shower during the day; } otherwise fair - - - - }	72.1	63.1	—	—	0.00
24	9	24	10	64.0	64.9	S.E. by S. 1.4	0.7						
24	15	24	16	63.0	64.6	S.S.E. 2.1	1.0						
24	21	24	22	63.7	67.8	S.E. by S. 1.3	0.8						
25	3	25	4	61.6	71.4	S.S.E. 1.6	0.5	} Fine during the day; overcast at night } and in the morning - - - - }	73.0	61.0	—	—	0.03
25	9	25	10	60.5	65.3	S.E. by S. 0.9	0.8						
25	15	25	16	59.6	63.8	S.E. by S. 1.0	0.8						
25	21	25	22	62.5	65.8	S.E. by S. 1.0	1.0						
26	3	26	4	61.1	69.1	E.S.E. 0.3	0.9	} Cloudy; fair - - - -	72.5	62.0	—	—	0.00
26	9	26	10	62.0	65.2	S.E. 0.5	0.8						
26	15	26	16	61.9	64.2	S.E. 0.4	0.9						
26	21	26	22	61.2	67.2	S.E. 0.5	0.9						
27	3	27	4	57.3	73.6	E.S.E. 0.3	0.7	} Fine during the day; overcast and } showery at night - - - - }	74.9	62.4	—	—	0.06
27	9	27	10	63.5	65.4	S.E. 0.5	1.0						
Sunday.													
28	15	28	16	61.6	63.9	S.E. by S. 0.9	0.9	} Cloudy; fair - - - -	72.5	62.9	—	—	0.00
28	21	28	22	61.1	67.4	S.E. by S. 2.6	0.8						
29	3	29	4	64.5	71.1	S.E. by S. 2.1	0.8	} Cloudy; fine during the day and in the } morning - - - - }	72.0	63.3	—	—	0.00
29	9	29	10	62.9	65.3	S.E. by S. 1.1	0.8						
29	15	29	16	62.4	64.7	S.E. by S. 1.7	1.0						
29	21	29	22	61.4	66.9	S.E. 2.8	0.7						
30	3	30	4	59.5	72.3	S.E. 2.0	0.7	} Fine during the day; slight shower at } night - - - - }	73.5	62.1	—	—	0.03
30	9	30	10	62.1	64.9	S.E. 1.7	0.9						
30	15	30	16	59.7	63.4	S.E. by S. 1.0	0.9						
30	21	30	22	61.2	66.1	S.E. 0.5	0.9						
31	3	31	4	61.4	71.6	S.E. 1.3	0.5	} Fine in the day; overcast at night and } in the morning - - - - }	74.8	62.0	—	—	0.02
31	9	31	10	62.5	65.3	S.E. by S. 0.6	0.7						
31	15	31	16	61.5	64.0	S.E. by S. 0.9	0.9						
31	21	31	22	64.3	67.2	S.E. 1.1	0.9						
FEBRUARY.													
1	3	1	4	63.1	69.3	S.E. by S. 0.8	0.7	} Cloudy; fine - - - -	73.0	62.0	106.4	58.8	0.00
1	9	1	10	61.8	64.7	S.E. by S. 0.5	0.9						
1	15	1	16	61.1	63.8	S.E. 0.9	0.8						
1	21	1	22	62.6	67.9	S.E. by S. 1.5	0.8						
2	3	2	4	60.5	70.0	S.E. 1.2	0.6	} Fine and cloudy during the day and at } night; rain in the morning - - - }	73.5	61.3	111.1	60.4	0.04
2	9	2	10	62.2	65.4	S.E. by S. 1.9	0.6						
2	15	2	16	62.5	64.5	S.E. by S. 1.2	0.9						
2	21	2	22	61.9	64.4	S.E. by S. 1.9	0.9						
3	3	3	4	62.7	67.6	S.E. 1.8	0.9	} Generally fair, with a few slight showers	70.6	62.6	104.5	61.2	0.13
3	9	3	10	63.0	64.6	S.E. by S. 0.9	1.0						
Sunday.													
4	15	4	16	61.5	64.3	S.S.E. 1.2	0.8	} Fine during the night; a little rain in } the early part of the morning; after- } wards fine - - - - }	72.1	62.7	—	59.9	0.06
4	21	4	22	62.4	66.6	S.E. by S. 1.0	0.8						

Mean Solar Time, Astronomical Reckoning.		Dew Point.	Standard Therm.	Wind.		Extent of Cloudy Sky.	Weather and Phenomena.	TEMPERATURE.				Rain.	
St. Helena.	Göttingen.			Direction.	Force.			Max. Therm.	Min. Therm.	Solar Rad.	Terres. Rad.		
FEBRUARY.													
D.	H.	D.	H.	°	°	lbs.		°	°	°	°	In.	
5	3	5	4	61.5	71.0	S.E. by E. 0.6	0.7						
5	9	5	10	63.0	65.8	S.E. 0.6	0.3	} Very fine and clear; nearly calm; wind in the morning much to the south -	74.7	61.4	—	49.9	0.00
5	15	5	16	60.1	63.2	S.E. 0.6	0.2						
5	21	5	22	62.7	67.5	S. by E. 0.6	0.8	} Very fine and clear; nearly calm - -	74.6	61.4	—	55.5	0.00
6	3	6	4	61.0	72.7	S. by E. 0.5	0.4						
6	9	6	10	62.5	65.7	S.E. by S. 0.4	0.4	} Very fine and clear during the day and at night; a little rain in the early part of the morning -	75.9	64.7	111.5	55.7	0.01
6	15	6	16	61.5	64.7	S.E. by S. 0.4	0.5						
6	21	6	22	64.6	69.6	S.E. by S. 0.5	0.6	} Fine and nearly calm during the day; mist and drizzling rain at night and in the morning -	76.1	64.2	—	60.9	0.22
7	3	7	4	64.5	74.0	S.E. by S. 0.1	0.4						
7	9	7	10	64.5	67.0	S.E. by S. 0.2	0.6	} Overcast; mist and rain - - -	68.5	63.0	76.0	61.5	0.35
7	15	7	16	64.3	66.4	S.E. by S. 0.2	0.8						
7	21	7	22	61.8	70.0	S.E. 0.2	0.8	} Overcast; fair - - - -	70.0	63.7	85.2	60.3	0.00
8	3	8	4	63.5	74.3	S.E. by E. 0.3	0.4						
8	9	8	10	65.0	67.7	S.E. by S. 0.3	0.8	} Cloudy; fine; brisk wind in the morning	75.4	63.5	101.0	58.2	0.01
8	15	8	16	64.7	66.2	S.E. by S. 0.3	1.0						
8	21	8	22	Rain.	65.5	S.E. 0.5	1.0	} Cloudy, and generally fine - - -	73.5	63.1	102.5	59.1	0.08
9	3	9	4	65.7	67.8	S.E. by E. 0.4	1.0						
9	9	9	10	Rain.	65.8	E.S.E. 0.3	1.0	} Fine during the day; overcast at night; cloudy in the morning - - -	72.1	64.1	98.1	59.0	0.00
9	15	9	16	Rain.	65.6	S.E. 0.7	1.0						
9	21	9	22	64.4	66.2	S.E. by E. 0.8	1.0	} Very fine during the day; overcast at night and in the morning -	73.5	64.6	102.4	58.7	0.00
10	3	10	4	64.5	69.8	S.E. by E. 0.7	0.9						
10	9	10	10	63.9	66.0	S.E. by E. 0.4	1.0	} Cloudy; fair; little wind - - -	74.8	65.0	102.8	60.4	0.00
11	15	11	16	61.2	64.7	S.E. 0.8	0.6						
11	21	11	22	63.5	68.8	S.E. by S. 1.6	0.7	} Fine during the day; slight showers at night; nearly calm - - -	73.9	63.8	105.0	58.0	0.06
12	3	12	4	63.5	72.0	S.E. 0.4	0.7						
12	9	12	10	64.1	67.7	S.E. by S. 0.5	0.8	} Showery during the day; overcast at night	70.6	63.4	101.4	58.0	0.01
12	15	12	16	63.5	65.8	S.E. 1.9	1.0						
12	21	12	22	62.6	67.4	S.S.E. 1.0	0.7	} Overcast; misty - - - -	74.1	63.6	106.7	55.0	0.00
13	3	13	4	63.0	70.2	S.E. by S. 1.3	0.6						
13	9	13	10	62.5	65.9	S.E. by S. 0.7	0.8	} Very fine during the day; showery in the early part of the morning -	71.6	64.9	104.2	63.0	0.08
13	15	13	16	63.4	65.2	S.E. 0.9	1.0						
13	21	13	22	59.5	68.6	S.E. by S. 0.9	0.9	} Fine in the day; mist and fog at night and in the morning - - -	73.8	65.8	101.3	63.0	0.00
14	3	14	4	59.5	72.0	S.E. by E. 0.5	0.8						
14	9	14	10	63.4	66.2	S.E. by S. 0.5	0.3	} Misty during the day; overcast and dark at night; cloudy in the morning -	71.0	63.5	87.5	58.0	0.03
14	15	14	16	63.5	65.4	S.E. 0.5	1.0						
14	21	14	22	65.2	68.7	S.E. 0.5	0.9	} Overcast; fair; little wind - - -	74.8	65.0	102.8	60.4	0.00
15	3	15	4	65.5	71.4	S.E. by S. 0.6	0.8						
15	9	15	10	64.6	66.5	S.E. 0.5	1.0	} Fine during the day; slight showers at night; nearly calm - - -	73.9	63.8	105.0	58.0	0.06
15	15	15	16	63.6	65.7	S.E. 0.5	1.0						
15	21	15	22	64.5	67.5	S.E. 0.8	1.0	} Showery during the day; overcast at night	70.6	63.4	101.4	58.0	0.01
16	3	16	4	63.5	71.2	S.E. 0.4	0.7						
16	9	16	10	63.9	66.2	S.E. by E. 0.3	0.8	} Overcast; misty - - - -	74.1	63.6	106.7	55.0	0.00
16	15	16	16	61.5	64.8	S.E. 0.3	1.0						
16	21	16	22	64.1	67.5	S.E. by E. 0.3	1.0	} Very fine during the day; showery in the early part of the morning -	71.6	64.9	104.2	63.0	0.08
17	3	17	4	63.6	67.9	S.E. by S. 1.2	1.0						
17	9	17	10	63.8	65.7	S.S.E. 1.6	0.9	} Fine in the day; mist and fog at night and in the morning - - -	73.8	65.8	101.3	63.0	0.00
18	15	18	16	62.2	65.5	S.E. 0.8	1.0						
18	21	18	22	63.7	67.4	S.E. 0.7	1.0	} Misty during the day; overcast and dark at night; cloudy in the morning -	71.0	63.5	87.5	58.0	0.03
19	3	19	4	65.4	73.7	S.E. by E. 0.2	0.5						
19	9	19	10	65.2	67.0	S.E. 0.9	0.9	} Overcast; fair; little wind - - -	74.8	65.0	102.8	60.4	0.00
19	15	19	16	64.7	66.5	S.E. by S. 1.8	1.0						
19	21	19	22	65.2	67.8	Clock stopped. —	0.9	} Fine during the day; slight showers at night; nearly calm - - -	73.9	63.8	105.0	58.0	0.06
20	3	20	4	65.5	70.3	S.E. by S. 2.8	0.7						
20	9	20	10	66.1	67.5	S.E. 1.1	1.0	} Showery during the day; overcast at night	70.6	63.4	101.4	58.0	0.01
20	15	20	16	65.3	66.3	S.E. by E. 1.2	1.0						
20	21	20	22	66.4	67.5	S.E. 1.8	1.0	} Overcast; misty - - - -	74.1	63.6	106.7	55.0	0.00
21	3	21	4	66.4	68.7	S.E. by S. 1.1	1.0						
21	9	21	10	64.2	66.0	S.E. by S. 0.9	1.0	} Very fine during the day; showery in the early part of the morning -	71.6	64.9	104.2	63.0	0.08
21	15	21	16	62.9	64.7	S.E. by S. 1.7	0.9						
21	21	21	22	64.7	65.7	S.E. by S. 1.5	0.9	} Fine in the day; mist and fog at night and in the morning - - -	73.8	65.8	101.3	63.0	0.00

Mean Solar Time, Astronomical Reckoning.		Dew Point.	Standard Therm.	Wind.		Extent of Cloudy Sky.	Weather and Phenomena.	TEMPERATURE.				Rain.		
St. Helena.	Göttingen.			Direction.	Force.			Max. Therm.	Min. Therm.	Solar Rad.	Terres. Rad.			
FEBRUARY.														
D.	H.	D.	H.	°	°		lbs.			°	°	°	°	In.
22	3	22	4	65°0	70°0	S.E. by S.	1.3	0.9	} Fair during the day; mist and showers } at night and in the morning - - }	72.2	64.3	—	61.0	0.15
22	9	22	10	65.3	65.8	S.S.E.	1.0	1.0						
22	15	22	16	64.6	65.0	S.E. by E.	1.0	1.0						
22	21	22	22	65.0	66.8	S.E. by E.	1.0	1.0	} Very fine during the day; a little light } rain in the morning - - }	73.4	64.4	102.0	59.8	0.01
23	3	23	4	64.2	71.2	S.E. by E.	0.5	0.8						
23	9	23	10	64.5	65.9	S.E. by S.	0.4	0.6						
23	15	23	16	64.2	65.2	S.E. by S.	0.5	0.9	} Cloudy and calm during the day; mist } and rain at night - - }	73.2	64.5	95.5	62.3	0.01
23	21	23	22	65.7	67.6	S.S.E.	1.2	1.0						
24	3	24	4	66.4	72.0	S.E. by S.	0.1	0.9						
24	9	24	10	65.8	67.1	S.E. by S.	1.2	1.0	} Cloudy; fair - - - - }	73.7	64.7	99.7	60.2	0.00
Sunday.														
25	15	25	16	63.4	65.3	S.E. by S.	0.8	0.9						
25	21	25	22	62.0	66.2	S.E. by S.	1.3	0.9	} Fine in the day; brisk wind at night; } lowering in the morning - - }	74.0	64.1	100.5	58.3	0.01
26	3	26	4	65.5	72.0	S.S.E.	1.5	0.6						
26	9	26	10	64.8	67.0	S. by E.	3.1	0.7						
26	15	26	16	61.6	64.8	S.E.	1.6	0.7	} Cloudy and fair in the day and at night; } overcast; clouds low in the morning - }	73.8	64.5	100.9	62.0	0.03
26	21	26	22	62.8	66.8	S.E.	1.3	1.0						
27	3	27	4	64.7	72.6	S.E. by S.	2.2	0.8						
27	9	27	10	64.2	66.5	S.E. by S.	1.4	0.9	} Fair in the day; brisk wind at night; } overcast; gloomy in the morning - }	73.8	64.2	104.0	62.0	0.01
27	15	27	16	64.0	66.1	S.E. by S.	1.7	1.0						
27	21	27	22	65.7	67.6	S.S.E.	2.5	1.0						
28	3	28	4	66.4	70.0	S.E. by S.	1.5	0.9	} Overcast; mist and showers - - }	70.9	63.7	91.5	61.6	0.09
28	9	28	10	64.5	66.5	S.E. by S.	2.0	0.9						
28	15	28	16	63.4	65.1	S.E.	0.5	1.0						
28	21	28	22	63.5	66.0	S.E. by S.	1.3	1.0	} Overcast; mist and showers - - }	70.9	63.7	91.5	61.6	0.09
29	3	29	4	65.1	67.5	S.E. by S.	0.4	1.0						
29	9	29	10	Rain.	66.0	S.E. by S.	0.8	1.0						
29	15	29	16	Rain.	65.0	S.E. by S.	0.3	1.0	} Overcast; fair; nearly calm - - }	72.4	64.9	99.3	60.5	0.00
29	21	29	22	65.2	65.8	S.E. by S.	0.2	1.0						
MARCH.														
1	3	1	4	64.6	70.6	S.E. by S.	0.4	0.9	} Overcast; fair; nearly calm - - }	72.4	64.9	99.3	60.5	0.00
1	9	1	10	63.0	66.2	S.E. by S.	0.8	0.9						
1	15	1	16	62.6	65.4	S.E. by S.	0.3	1.0						
1	21	1	22	62.5	67.0	S.E. by S.	0.2	1.0	} Cloudy; fair - - - - }	73.8	64.2	103.0	58.4	0.00
2	3	2	4	64.1	71.5	S. by E.	0.5	0.9						
2	9	2	10	64.3	67.4	S. by E.	0.5	0.9						
Sunday.														
3	15	3	16	64.6	66.0	S.E. by S.	0.5	1.0	} Overcast; misty at night and in the } morning - - - - }	73.6	64.3	100.9	60.8	0.01
3	21	3	22	65.7	67.9	S.E.	0.4	1.0						
4	3	4	4	67.5	73.6	S.E. by S.	0.2	0.8		} Thick mist and rain - - - - }	76.7	65.3	108.6	63.9
4	9	4	10	66.5	67.6	S.E. by S.	0.3	1.0						
4	15	4	16	65.9	66.9	S.E. by S.	0.6	1.0						
4	21	4	22	Rain.	67.1	S.E.	1.2	1.0	} Thick wet mist - - - - }	71.4	65.7	90.5	64.0	0.65
5	3	5	4	67.9	69.9	S.E.	0.5	0.9						
5	9	5	10	66.5	67.5	S.E.	0.4	1.0						
5	15	5	16	66.0	66.9	S.E.	0.8	1.0	} Cloudy; fair - - - - }	73.2	65.3	96.4	62.3	0.00
5	21	5	22	66.7	68.0	S.E.	0.9	1.0						
6	3	6	4	68.1	71.8	S.S.E.	0.7	0.9						
6	9	6	10	66.0	67.6	S.S.E.	0.4	0.8	} Cloudy; calm; fair - - - - }	75.0	64.7	103.8	60.2	0.00
6	15	6	16	64.7	66.3	S.E. by S.	0.7	0.9						
6	21	6	22	66.1	68.6	S.E. by S.	0.3	0.9						
7	3	7	4	67.2	73.0	S.E. by E.	0.2	0.8	} Fine during the day; rain at night and } in the morning - - - - }	74.8	64.1	104.0	61.0	0.10
7	9	7	10	65.5	67.3	S.E. by S.	0.2	0.9						
7	15	7	16	64.2	66.1	S.S.E.	0.4	0.9						
7	21	7	22	65.3	68.7	S.E. by S.	0.5	0.8	} Fine and calm - - - - }	73.8	63.5	101.0	54.5	0.02
8	3	8	4	63.5	72.8	S. by E.	0.3	0.5						
8	9	8	10	Rain.	67.0	S.S.E.	0.2	0.8						
8	15	8	16	64.6	65.7	S.E.	0.4	1.0	} Cloudy at night; very fine in the morning }	73.9	63.2	105.9	56.0	0.01
8	21	8	22	65.0	67.0	S.E.	0.2	0.9						
9	3	9	4	64.3	72.0	S.E.	0.7	0.7						
9	9	9	10	62.3	66.2	S.E. by S.	0.5	0.3	} Cloudy at night; very fine in the morning }	73.9	63.2	105.9	56.0	0.01
Sunday.														
10	15	10	16	61.5	65.0	S.E. by S.	0.2	0.9						
10	21	10	22	63.2	68.4	S.E.	0.2	0.6						

Mean Solar Time, Astronomical Reckoning.		Dew Point.	Standard Therm.	Wind.		Extent of Cloudy Sky.	Weather and Phenomena.	TEMPERATURE.				Rain.	
St. Helena.	Göttingen.			Direction.	Force.			Max. Therm.	Min. Therm.	Solar Rad.	Terres. Rad.		
MARCH.													
D.	H.	°	°		lbs.			°	°	°	°	In.	
11	3	11 4	60°3	72°7	S.S.E.	0.2	0.4	} Very fine and clear - - -	75°0	64°5	106°8	60°0	0°00
11	9	11 10	63°5	67°3	S.E. by S.	0.5	0.5						
11	15	11 16	63°5	66°5	S.E. by S.	0.5	0.9						
11	21	11 22	64°7	69°2	S.E.	0.5	0.8	} Cloudy; fine - - -	77°4	64°2	104°8	56°2	0°00
12	3	12 4	67°0	73°7	E. by S.	0.5	0.8						
12	9	12 10	63°7	66°1	E.S.E.	0.4	0.8						
12	15	12 16	63°6	65°3	S.E. by E.	0.5	0.7	} Cloudy; fine - - -	75°0	63°7	106°6	61°2	0°00
12	21	12 22	65°0	68°7	S.E.	0.4	0.7						
13	3	13 4	63°7	73°5	S.S.E.	0.6	0.7						
13	9	13 10	65°5	67°7	S.S.E.	1.4	0.4	} Cloudy; fine - - -	73°9	65°7	97°1	60°7	0°00
13	15	13 16	65°0	66°3	S.E. by S.	1.6	0.8						
13	21	13 22	63°3	69°3	S.E.	1.6	0.8						
14	3	14 4	64°5	72°6	S.E. by S.	0.8	0.8	} Cloudy; fine; brisk wind in the morning	74°0	66°0	97°0	62°0	0°00
14	9	14 10	64°4	68°0	S.E.	0.9	0.9						
14	15	14 16	62°5	66°3	S.E.	1.4	1.0						
14	21	14 22	64°8	68°5	S.E.	1.1	0.9	} Cloudy; fine; wind fresh and in gusts -	75°2	65°0	107°7	63°0	0°00
15	3	15 4	63°5	72°8	S.E. by S.	2.4	0.9						
15	9	15 10	65°7	67°5	S.E. by S.	2.2	0.9						
15	15	15 16	65°5	67°1	S.S.E.	2.1	0.8	} Nearly overcast; dull - - -	73°6	64°4	101°5	59°0	0°00
15	21	15 22	66°5	68°4	S.E. by S.	2.3	1.0						
16	3	16 4	67°7	72°4	S.E. by S.	1.7	0.8						
16	9	16 10	65°0	67°0	S.E.	1.2	1.0	} Overcast; dull - - -	73°1	64°5	100°2	57°2	0°00
Sunday.													
17	15	17 16	63°1	65°5	S.E. by S.	0.9	0.9						
17	21	17 22	64°7	68°7	S.E. by S.	1.0	1.0	} Cloudy; fine - - -	74°2	62°5	106°9	51°0	0°01
18	3	18 4	63°1	71°5	S.E.	0.3	0.9						
18	9	18 10	63°0	66°2	S.E.	0.4	0.2						
18	15	18 16	64°0	65°7	S.S.E.	0.4	0.5	} Fine; clear; unusually bright morning; } calm	75°2	63°1	117°2	53°2	0°00
18	21	18 22	65°6	67°2	S. by E.	0.6	0.8						
19	3	19 4	65°1	71°7	S. by E.	0.4	0.8						
19	9	19 10	64°5	66°0	S.S.E.	0.2	1.0	} Fine; clear; nearly calm - - -	74°0	63°4	108°0	56°1	0°01
19	15	19 16	61°5	63°5	S.S.E.	0.1	0.0						
19	21	19 22	62°6	67°5	S.S.E.	0.1	0.7						
20	3	20 4	64°1	72°1	S.S.E.	0.0	0.5	} Fine; clear; unusually bright morning; } calm	75°2	63°1	117°2	53°2	0°00
20	9	20 10	62°2	66°7	S.S.E.	0.0	0.5						
20	15	20 16	59°5	65°2	S.E. by S.	0.0	0.7						
20	21	20 22	61°5	68°0	S.S.E.	0.0	0.2	} Cloudy; fine and mild - - -	74°6	63°1	111°0	52°3	0°00
21	3	21 4	62°9	72°0	S.E. by S.	0.3	0.7						
21	9	21 10	Rain.	67°1	S.E. by S.	0.4	0.9						
21	15	21 16	63°2	65°2	S.E. by S.	0.4	0.7	} Very fine and clear; calm - - -	75°4	63°6	107°5	55°2	0°00
21	21	21 22	64°4	68°5	S.E. by S.	0.4	0.6						
22	3	22 4	63°0	72°8	S.E.	0.0	0.5						
22	9	22 10	63°5	66°7	S.E. by S.	0.1	0.1	} Very clear; calm - - -	75°1	65°4	108°3	61°1	0°00
22	15	22 16	62°0	65°2	S.S.E.	0.3	0.3						
22	21	22 22	61°6	68°2	S.S.E.	0.2	0.6						
23	3	23 4	62°0	72°5	S.S.E.	0.0	0.3	} Overcast; dull - - -	74°6	66°1	100°2	63°1	0°16
23	9	23 10	62°4	66°7	S. by E.	0.2	0.2						
Sunday.													
24	15	24 16	63°5	66°2	S.S.E.	1.6	0.7	} Cloudy during the day; overcast at night; } wet mist and rain in the morning	71°6	66°0	85°1	64°2	0°45
24	21	24 22	66°0	69°1	S.S.E.	1.8	1.0						
25	3	25 4	66°7	72°4	S.E. by S.	0.5	0.9						
25	9	25 10	65°4	68°0	S.S.E.	0.6	0.9	} Wet mist and showers - - -	72°1	64°8	97°0	60°6	0°10
25	15	25 16	66°5	67°4	S.E. by S.	0.9	1.0						
25	21	25 22	68°0	68°3	S.E.	0.6	1.0						
26	3	26 4	69°0	70°1	S.E. by S.	0.7	1.0	} Thick mist and rain - - -	72°1	64°8	97°0	60°6	0°10
26	9	26 10	Rain.	67°9	S.E.	0.9	1.0						
26	15	26 16	66°9	67°0	S.E.	0.9	1.0						
26	21	26 22	68°5	68°3	S.E.	0.9	1.0	} Thick mist and rain - - -	72°1	64°8	97°0	60°6	0°10
27	3	27 4	68°3	69°2	S.E.	1.2	1.0						
27	9	27 10	66°8	67°3	S.E.	0.9	1.0						
27	15	27 16	64°8	66°0	S.E.	0.8	1.0	} Thick mist and rain - - -	72°1	64°8	97°0	60°6	0°10
27	21	27 22	66°3	67°6	S.E.	0.9	1.0						

Mean Solar Time, Astronomical Reckoning.		Dew Point.	Standard Therm.	Wind.		Extent of Cloudy Sky.	Weather and Phenomena.	TEMPERATURE.				Rain.		
St. Helena.	Göttingen.			Direction.	Force.			Max. Therm.	Min. Therm.	Solar Rad.	Terres. Rad.			
MARCH.														
D.	H.	D.	H.	°	°	lbs.		°	°	°	°	I.		
28	3	28	4	65.1	71.8	0.2	0.7							
28	9	28	10	64.1	66.1	0.4	0.5	} Fine; clear; nearly calm - - -	73.1	64.2	104.8	59.0	0.00	
28	15	28	16	63.6	65.3	0.7	0.6							
28	21	28	22	62.5	68.0	0.4	0.7							
29	3	29	4	63.9	71.5	0.4	0.8	} Cloudy; fair - - -	73.6	64.5	99.9	57.8	0.00	
29	9	29	10	64.2	66.5	0.3	0.6							
29	15	29	16	64.6	65.9	0.3	0.7							
29	21	29	22	64.6	67.5	0.4	0.8							
30	3	30	4	65.1	71.5	0.5	0.7							
30	9	30	10	64.6	67.3	0.5	0.7	} Cloudy; fair - - -	73.2	64.3	104.9	55.0	0.00	
Sunday.														
31	15	31	16	60.7	63.8	0.7	0.2	} Very clear at night; cloudy in the morning - - -	74.6	62.8	111.9	51.1	0.00	
31	21	31	22	62.7	68.0	0.7	0.8							
APRIL.														
1	3	1	4	61.7	72.2	0.4	0.8	} Cloudy and fine during the day; cloudy at night; a sharp shower in the morning - - -	74.1	64.4	101.7	59.1	0.00	
1	9	1	10	64.5	66.6	0.5	0.7							
1	15	1	16	63.3	65.8	0.6	0.9							
1	21	1	22	65.5	69.0	0.9	0.9	} Cloudy; fine, with brisk wind during the day; cloudy at night; misty, with rain in the morning - - -	73.6	64.2	103.0	61.8	0.02	
2	3	2	4	65.7	70.9	2.0	0.7							
2	9	2	10	65.2	67.2	1.6	0.9							
2	15	2	16	64.0	66.3	1.4	1.0							
2	21	2	22	66.3	68.2	1.4	0.9							
3	3	3	4	66.8	71.4	0.7	0.8	} Cloudy during the day; overcast at night; fog and mist in the morning - - -	73.2	64.1	103.9	62.8	0.05	
3	9	3	10	66.4	67.5	0.8	0.9							
3	15	3	16	66.2	66.9	1.0	1.0							
3	21	3	22	Rain.	65.2	S.E. by S.	1.7	1.0	} Cloudy; brisk wind in the morning - - -	70.9	63.8	92.5	59.5	0.17
4	3	4	4	66.3	69.3	S.E. by S.	1.6	1.0						
4	9	4	10	64.5	66.1	S.E. by S.	1.9	0.9						
4	15	4	16	63.5	65.2	S.E. by E.	1.8	1.0						
4	21	4	22	62.7	66.2	S.S.E.	2.1	0.7						
5	3	5	4	62.9	70.6	S.E.	0.8	0.4	} Fine bright day; cloudy at night; fresh breeze, with occasional rain in the morning - - -	71.9	62.4	95.1	60.4	0.07
5	9	5	10	64.1	66.2	S.E.	0.6	0.8						
5	15	5	16	Rain.	64.5	S.E.	1.3	1.0						
5	21	5	22	64.7	66.0	S.E.	1.2	1.0						
6	3	6	4	63.2	68.0	S.E.	0.8	0.9						
6	9	6	10	63.2	65.4	S.E.	0.8	1.0	} Nearly overcast; dull - - -	71.3	63.1	97.0	61.2	0.00
Sunday.														
7	15	7	16	63.2	65.0	S.S.E.	1.2	1.0	} Overcast at night; light mist upon the peaks in the morning - - -	72.4	64.1	96.8	60.6	0.00
7	21	7	22	63.0	67.2	S.S.E.	1.4	0.9						
8	3	8	4	64.3	69.4	S.S.E.	1.2	0.7	} Fine, with clouds during the day; cloudy at night; low clouds upon the peaks in the morning - - -	73.0	63.3	101.1	61.2	0.03
8	9	8	10	64.5	66.5	S.E. by S.	1.3	0.9						
8	15	8	16	62.7	65.2	S.S.E.	1.5	1.0						
8	21	8	22	65.5	68.0	S.E. by S.	1.4	0.9	} Cloudy, and fine in the day; overcast at night; mist and passing fog in the morning - - -	71.7	65.1	95.0	62.1	0.01
9	3	9	4	65.5	70.1	S.E. by S.	0.3	0.9						
9	9	9	10	65.6	66.6	S.E.	0.8	0.9						
9	15	9	16	65.0	66.1	S.E.	0.8	1.0						
9	21	9	22	67.5	68.6	S.E.	0.8	1.0						
10	3	10	4	68.4	69.4	S.E.	0.6	1.0	} Showery during the day and night; misty, with occasional dry fog in the morning - - -	71.1	65.5	86.9	62.0	0.07
10	9	10	10	66.4	67.4	S.E.	0.7	1.0						
10	15	10	16	65.9	66.5	S.E.	0.7	1.0						
10	21	10	22	66.4	68.0	S.E.	0.6	1.0	} Dull and showery during the day; rain and mist in the night and morning - - -	72.5	65.0	97.6	63.0	0.27
11	3	11	4	67.8	70.4	S.E. by S.	0.9	1.0						
11	9	11	10	Rain.	66.9	S.E.	1.0	1.0						
11	15	11	16	65.6	66.1	S.E.	1.1	1.0	} Calm and fair, with a few showers in the early part of the day, and again in the morning - - -	72.0	63.8	95.5	59.5	0.04
11	21	11	22	66.2	67.0	S.E.	1.1	1.0						
12	3	12	4	66.8	69.9	S.E. by E.	0.0	0.8						
12	9	12	10	64.4	65.6	S.E. by S.	0.1	0.9						
12	15	12	16	64.4	65.2	S.E.	0.2	0.8						
12	21	12	22	Rain.	67.0	E.N.E.	0.3	0.8	} Very fine and bright; brilliant sunset; calm; stars bright at night - - -	74.7	64.3	93.1	54.0	0.00
13	3	13	4	66.0	72.0	E.N.E.	0.6	0.5						
13	9	13	10	64.0	66.2	N.E. by E.	0.7	0.1						
Sunday.								} Calm; bright at night; heavy dew; fine bright morning - - -	72.7	63.1	97.0	51.8	0.02	
14	15	14	16	62.3	64.5	E.	0.1							0.3
14	21	14	22	63.5	66.5	S.E. by E.	0.1	0.5						

Mean Solar Time, : Astronomical Reckoning.		Dew Point.	Standard Therm.	Wind.		Extent of Cloudy Sky.	Weather and Phenomena.	TEMPERATURE.				Rain.	
St. Helena.	Göttingen.			Direction.	Force.			Max. Therm.	Min. Therm.	Solar Rad.	Terres. Rad.		
APRIL.													
D.	H.	D.	H.	°	°	lbs.		°	°	°	°	In.	
15	3	15	4	66.1	74.5	0.6	0.7						
15	9	15	10	63.6	66.4	0.6	0.8	} Calm; fine during the day; a little rain in the evening; clear night; very gentle mild rain in the morning - - - }	77.0	63.0	97.8	54.2	0.10
15	15	15	16	63.2	64.4	0.5	0.4						
15	21	15	22	Rain.	65.4	0.5	0.8						
16	3	16	4	63.7	70.2	0.8	0.7	} Day fine and calm; clear night; very fine bright morning - - - }	72.8	63.7	99.9	53.8	0.04
16	9	16	10	61.0	64.9	0.9	0.2						
16	15	16	16	62.3	64.0	0.2	0.4						
16	21	16	22	62.6	66.6	0.2	0.5	} Calm; fine day; cloudy at night; fair; cloudy morning - - - }	73.0	62.5	92.9	49.9	0.00
17	3	17	4	64.7	70.9	0.1	0.7						
17	9	17	10	62.8	65.7	0.1	0.7						
17	15	17	16	61.6	64.7	0.2	0.6	} Nearly calm; fine day; cloudy at night; fine morning - - - }	74.9	62.5	95.7	52.0	0.00
17	21	17	22	64.9	66.9	0.3	0.7						
18	3	18	4	64.6	70.2	0.4	0.8						
18	9	18	10	61.7	65.7	0.3	0.7	} Cloudy, with sun during the day; cloudy at night; fine morning - - - }	71.4	64.1	100.5	52.1	0.00
18	15	18	16	61.4	64.5	0.5	0.8						
18	21	18	22	61.0	66.6	0.5	0.8						
19	3	19	4	61.5	69.3	0.2	0.8	} Cloudy, with sunshine during the day; nearly calm - - - }	71.8	64.1	95.8	57.9	0.00
19	9	19	10	63.5	66.0	0.1	0.8						
19	15	19	16	62.7	64.5	0.5	0.2						
19	21	19	22	64.6	67.1	0.8	0.7	} Cloudy at night; sunshine in the morning - - - }	71.9	64.0	100.9	58.4	0.00
20	3	20	4	65.7	70.2	0.1	0.9						
20	9	20	10	63.1	65.7	0.2	0.6						
Sunday.													
21	15	21	16	63.5	65.0	0.7	0.8	} Cloudy during the day; overcast at night and in the morning - - - }	72.7	64.9	100.0	61.8	0.00
21	21	21	22	65.0	68.5	0.9	0.7						
22	3	22	4	64.3	71.5	0.3	0.7						
22	9	22	10	65.1	66.9	0.5	0.7	} Overcast; calm; dull; light rain in the early part of the morning - - - }	74.5	65.0	104.9	60.2	0.00
22	15	22	16	64.4	65.9	0.8	0.9						
22	21	22	22	65.5	66.9	0.6	1.0						
23	3	23	4	64.5	70.6	0.8	0.8	} Overcast during the day; cloudy at night; fine clear morning - - - }	70.9	62.8	96.9	54.4	0.01
23	9	23	10	65.0	66.6	1.5	0.9						
23	15	23	16	64.2	66.0	1.2	1.0						
23	21	23	22	64.5	67.4	1.0	1.0	} Cloudy; fine, and nearly calm - - - }	72.8	62.2	101.8	50.4	0.00
24	3	24	4	61.8	70.9	—	0.9						
24	9	24	10	64.4	66.8	—	1.0						
24	15	24	16	Rain.	65.8	—	0.9	} Cloudy; dull; calm - - - }	72.0	63.0	102.0	54.9	0.00
24	21	24	22	65.2	67.1	—	1.0						
25	3	25	4	64.5	68.7	0.9	1.0						
25	9	25	10	63.0	66.1	0.7	1.0	} Nearly overcast at night; overcast, with brisk wind in the morning - - - }	72.6	64.2	105.2	61.9	0.00
25	15	25	16	62.7	64.7	0.7	0.7						
25	21	25	22	62.6	66.6	0.9	0.6						
26	3	26	4	64.0	70.4	0.6	0.7	} Cloudy during the day and at night; cloudy, with brisk wind in the morning - - - }	72.4	64.7	98.9	61.1	0.00
26	9	26	10	61.3	65.0	0.4	0.7						
26	15	26	16	61.0	64.4	0.4	0.8						
26	21	26	22	59.8	66.5	0.5	0.8	} Fine day; cloudy at night; overcast in the morning; brisk wind - - - }	73.7	64.1	97.2	59.9	0.00
27	3	27	4	63.5	69.5	0.1	0.9						
27	9	27	10	58.8	65.4	0.1	0.9						
Sunday.													
28	15	28	16	62.5	65.4	0.8	1.0	} Cloudy; with brisk wind during the day; overcast at night and in the morning; - - - }	71.5	63.1	99.2	59.7	0.03
28	21	28	22	63.0	67.2	1.3	1.0						
29	3	29	4	63.3	71.4	0.8	0.7						
29	9	29	10	61.6	66.3	0.8	0.9	} Fine day; cloudy at night; overcast in the morning; brisk wind - - - }	73.7	64.1	97.2	59.9	0.00
29	15	29	16	61.0	65.6	1.1	1.0						
29	21	29	22	61.5	69.0	1.2	0.6						
30	3	30	4	64.0	70.7	1.9	0.8	} Cloudy; with brisk wind during the day; overcast at night and in the morning; - - - }	71.5	63.1	99.2	59.7	0.03
30	9	30	10	63.1	65.8	1.7	0.9						
30	15	30	16	62.8	65.1	1.2	0.9						
30	21	30	22	65.0	66.6	2.1	1.0						
MAY.													
1	3	1	4	63.9	69.3	2.2	0.9	} Cloudy; with brisk wind during the day; overcast at night and in the morning; - - - }	71.5	63.1	99.2	59.7	0.03
1	9	1	10	62.4	65.6	1.8	0.9						
1	15	1	16	61.5	63.5	1.5	1.0						
1	21	1	22	61.8	63.0	1.4	1.0						

Mean Solar Time, Astronomical Reckoning.		Dew Point.	Standard Therm.	Wind.		Extent of Cloudy Sky.	Weather and Phenomena.	TEMPERATURE.				Rain.		
St. Helena.	Göttingen.			Direction.	Force.			Max. Therm.	Min. Therm.	Solar Rad.	Terres. Rad.			
MAY.														
D.	H.	D.	H.	°	°	lbs.		°	°	°	°	In.		
2	3	2	4	62.5	68.0	S.E. by S.	1.0	0.8	} Cloudy during the day ; cloudy at night ; a little rain in the morning - - }	69.7	63.0	93.0	57.0	0.02
2	9	2	10	59.3	64.4	S.E.	0.9	0.8						
2	15	2	16	Rain.	64.2	S.E.	0.9	0.8						
2	21	2	22	63.3	67.2	S.E.	0.8	0.8						
3	3	3	4	64.5	67.4	E.S.E.	0.6	0.9	} Cloudy and fine during the day, with a little rain ; cloudy at night ; very fine morning - - - - - }	70.9	62.8	96.2	—	0.04
3	9	3	10	63.0	65.0	S.E. by E.	0.4	0.6						
3	15	3	16	61.8	64.2	S.E.	0.7	0.9						
3	21	3	22	60.0	67.0	S.E. by E.	0.8	0.3						
4	3	4	4	64.6	69.4	S.E. by E.	0.4	0.6	} Cloudy during the day and nearly calm ; overcast at night - - - - - }	71.7	63.3	99.0	59.1	0.00
4	9	4	10	62.1	65.6	S.E.	0.5	1.0						
Sunday.														
5	15	5	16	61.3	63.7	S.E. by S.	1.1	0.7	} Occasionally clear during the night ; overcast in the morning - - - }	69.8	63.0	93.7	57.0	0.02
5	21	5	22	64.4	65.4	S.E.	1.0	1.0						
6	3	6	4	64.4	67.6	S.E.	1.0	0.9	} Dull and nearly overcast during the day ; overcast at night ; steady rain in the morning - - - }	69.7	62.6	88.2	58.4	0.77
6	9	6	10	64.5	65.6	S.E. by E.	1.5	0.9						
6	15	6	16	61.9	64.2	S.E.	0.9	1.0						
6	21	6	22	64.5	65.3	E.S.E.	0.8	1.0						
7	3	7	4	66.0	68.6	S.E.	0.1	0.8	} Cloudy and nearly calm during the day ; overcast at night ; showery in the morning - - - - - }	69.5	63.0	91.3	58.7	0.01
7	9	7	10	63.6	65.1	S.E.	1.0	1.0						
7	15	7	16	63.0	64.2	S.E.	1.0	1.0						
7	21	7	22	64.7	66.1	E.S.E.	0.9	0.9						
8	3	8	4	63.8	67.3	E.S.E.	0.7	0.9	} Cloudy with faint sunshine during the day ; overcast and showery at night ; cloudy in the morning - - - }	70.1	62.0	92.0	58.0	0.25
8	9	8	10	63.7	65.1	E. by S.	0.6	0.9						
8	15	8	16	62.2	63.5	S.E. by E.	0.9	1.0						
8	21	8	22	63.1	65.0	S.E. by E.	1.0	0.7						
9	3	9	4	62.5	67.3	S.E.	0.8	0.5	} Fine with sunshine during the day ; cloudy at night ; rain in the morning }	68.9	59.9	94.0	54.9	0.00
9	9	9	10	Rain.	63.3	S.E.	1.3	1.0						
9	15	9	16	58.4	62.0	S.E.	1.0	0.8						
9	21	9	22	59.6	63.6	S.E. by S.	1.0	0.9						
10	3	10	4	62.0	65.6	S.E. by S.	0.7	0.9	} Overcast and showery during the day ; overcast at night ; fine clear morning }	67.3	60.1	92.0	51.0	0.11
10	9	10	10	58.9	62.4	S.E. by E.	0.6	0.8						
10	15	10	16	57.5	61.1	S.E.	0.4	0.8						
10	21	10	22	60.0	64.1	S.E. by E.	0.6	0.5						
11	3	11	4	59.1	67.1	S.E.	0.5	0.4	} Fine bright day ; overcast at night - - }	68.9	60.1	93.5	54.0	0.06
11	9	11	10	61.3	63.5	S.E. by E.	0.4	1.0						
Sunday.														
12	15	12	16	61.9	63.0	S.E. by E.	0.4	1.0	} Overcast and showery at night ; dull and cloudy in the morning - - }	67.7	61.0	89.0	60.5	0.45
12	21	12	22	63.5	64.0	S.E. by E.	0.2	1.0						
13	3	13	4	62.9	66.3	S.E. by E.	0.6	0.9	} Overcast, with occasional rain during the day and at night ; calm and cloudy in the morning - - - - - }	67.0	60.3	86.3	56.2	0.16
13	9	13	10	60.5	62.8	S.E. by E.	0.3	1.0						
13	15	13	16	59.8	61.4	S.E.	0.3	1.0						
13	21	13	22	61.5	63.7	S.E.	0.4	0.9						
14	3	14	4	60.0	66.0	S.E.	0.2	0.8	} Calm ; cloudy during the day ; fine bright night ; clear morning - - }	68.0	58.6	87.1	56.2	0.00
14	9	14	10	58.0	61.4	S.E.	0.0	0.1						
14	15	14	16	57.0	59.6	S.E.	0.0	0.0						
14	21	14	22	54.5	62.4	S.S.E.	0.2	0.2						
15	3	15	4	59.5	67.2	S. by E.	0.0	0.0	} Very calm ; fine and bright during the day, night, and morning - - - }	70.2	58.2	96.9	46.4	0.00
15	9	15	10	57.6	62.0	S. by E.	0.0	0.0						
15	15	15	16	56.4	60.0	S. by E.	0.0	0.0						
15	21	15	22	59.7	63.0	S. by E.	0.1	0.1						
16	3	16	4	60.8	69.3	N.W. by N.	0.0	0.1	} Fine and calm during the day and at night ; wind freshening in the morning }	71.6	60.6	93.2	52.2	0.00
16	9	16	10	59.4	62.6	S.W.	0.0	0.0						
16	15	16	16	59.6	62.0	S.W. by S.	0.0	0.0						
16	21	16	22	62.8	65.3	S. by E.	1.0	0.6						
17	3	17	4	63.5	65.4	S.	2.8	1.0	} Brisk wind ; overcast during the day ; fine night ; fine cloudy morning - }	68.2	60.2	81.9	54.4	0.02
17	9	17	10	58.0	62.5	S.S.E.	2.0	0.5						
17	15	17	16	57.7	61.6	S.S.E.	1.4	0.7						
17	21	17	22	56.6	63.0	S.E. by S.	2.6	0.6						
18	3	18	4	56.7	65.8	S.E. by S.	2.6	0.6	} Fair ; sunshine ; fresh breeze during the day ; wind in gusts at night - - }	67.0	59.9	87.8	55.5	0.00
18	9	18	10	56.5	61.9	S.E. by S.	2.5	0.6						
Sunday.														
19	15	19	16	57.6	62.2	S.E.	0.6	0.8	} Nearly overcast at night ; cloudy morning }	68.7	60.8	95.0	53.0	0.00
19	21	19	22	59.5	63.9	S.E.	0.5	0.9						

Mean Solar Time, Astronomical Reckoning.		Dew Point.	Standard Therm.	Wind.		Extent of Cloudy Sky.	Weather and Phenomena.	TEMPERATURE.				Rain.	
St. Helena.	Göttingen.			Direction.	Force.			Max. Therm.	Min. Therm.	Solar Rad.	Terres. Rad.		
MAY.													
D.	H.	D.	H.	°	°	lbs.		°	°	°	°	In.	
20	3	20	4	58.4	66.2	S.E. 0.5	0.9						
20	9	20	10	59.5	63.2	S.E. by S. 1.0	1.0	} Cloudy and dull during the day; overcast at night; overcast; gloomy, with rain in the morning	69.1	60.7	97.5	54.0	0.03
20	15	20	16	59.9	62.5	S.E. 0.3	1.0						
20	21	20	22	Rain. 62.4		S.E. by E. 0.5	1.0						
21	3	21	4	61.0	64.9	S.E. by E. 0.2	1.0	} Overcast; a little rain during the day; brisk wind at night; misty and showery in the morning	66.2	59.2	86.0	55.2	0.10
21	9	21	10	58.9	61.9	S.E. 1.0	0.9						
21	15	21	16	59.2	62.0	S.E. 0.3	1.0						
21	21	21	22	59.6	62.0	S.E. 0.8	1.0	} Overcast, with frequent showers	66.1	59.2	85.1	57.9	0.35
22	3	22	4	61.7	63.0	S.E. by E. 0.6	1.0						
22	9	22	10	Rain. 60.8		S.E. by E. 0.4	1.0						
22	15	22	16	Rain. 60.3		S.E. by S. 0.7	1.0	} Cloudy and dull during the day; overcast, with some rain at night; overcast and lowering in the morning	66.8	60.1	85.5	53.3	0.02
22	21	22	22	61.6	63.1	S.E. by E. 0.8	1.0						
23	3	23	4	61.15	64.9	S.E. 0.4	0.9						
23	9	23	10	60.3	61.9	S.E. 0.5	0.9	} Calm; fine day, cloudy at night; fair and cloudy in the morning	69.3	61.2	90.8	55.5	0.01
23	15	23	16	Rain. 62.0		S.E. 0.6	0.9						
23	21	23	22	61.5	63.7	E.S.E. 0.7	1.0						
24	3	24	4	61.5	67.4	S.E. by E. 0.0	0.6	} Fair; cloudy and dull	68.1	61.3	90.9	56.9	0.01
24	9	24	10	59.5	62.9	S.E. 0.0	0.7						
24	15	24	16	60.6	62.3	S.E. by E. 0.3	0.8						
24	21	24	22	61.5	63.6	S.E. 0.6	0.8	} Overcast; windy at night; cloudy in the morning	66.8	60.2	83.6	55.4	0.01
25	3	25	4	60.8	66.5	S.E. 0.8	0.9						
25	9	25	10	61.0	62.6	S.E. 0.8	0.8						
Sunday.													
26	15	26	16	58.5	61.5	S.E. 1.9	1.0	} Cloudy and fair during the day; overcast at night; cloudy in the morning	66.7	60.8	89.3	55.2	0.00
26	21	26	22	60.3	63.6	S.E. by S. 1.9	0.8						
27	3	27	4	57.5	65.9	S.E. 0.2	0.7						
27	9	27	10	59.5	62.0	S.E. 0.2	0.8	} Calm; cloudy and fair during the day; overcast at night; fine clear morning	66.1	59.2	82.4	55.0	0.12
27	15	27	16	57.0	61.9	S.E. by E. 0.1	1.0						
27	21	27	22	59.7	64.5	S.E. 0.1	0.8						
28	3	28	4	60.2	64.7	S.E. 0.0	0.9	} Calm; fine day; overcast at night; fine clear morning	68.4	59.5	91.9	50.1	0.00
28	9	28	10	60.7	62.7	S.E. 0.0	0.9						
28	15	28	16	60.0	61.4	S.E. 0.1	0.9						
28	21	28	22	58.6	62.4	S.E. 0.3	0.4	} Calm; fine and clear throughout	67.8	60.1	93.2	55.3	0.00
29	3	29	4	61.5	66.9	E.N.E. 0.0	0.7						
29	9	29	10	59.8	63.1	E.N.E. 0.0	0.8						
29	15	29	16	59.5	61.3	E.N.E. 0.0	0.9	} Calm; fine and bright during the day; clear night; very fine morning	67.7	58.5	91.9	49.8	0.00
29	21	29	22	60.8	63.5	E. by N. 0.0	0.4						
30	3	30	4	60.7	66.4	S.E. by S. 0.0	0.3						
30	9	30	10	60.0	62.2	S.S.E. 0.1	0.3	} Calm; very fine and clear	67.8	57.5	92.0	50.2	0.00
30	15	30	16	58.6	61.3	S. by E. 0.0	0.5						
30	21	30	22	60.5	62.9	S.S.E. 0.0	0.6						
31	3	31	4	60.0	66.1	S.S.E. 0.3	0.7	} Nearly calm; cloudy; dull; a little rain in the morning	67.2	59.4	91.2	54.1	0.01
31	9	31	10	59.4	62.3	S. by E. 0.1	0.5						
31	15	31	16	56.1	60.4	S. by E. 0.0	0.5						
31	21	31	22	56.8	62.1	S. by E. 0.0	0.1	} Generally overcast, with a little rain during the day	67.2	60.2	92.5	55.2	0.03
JUNE.													
1	3	1	4	57.5	65.0	S.S.E. 0.2	0.2						
1	9	1	10	55.5	60.9	—	0.0	} Fine during the day and at night; overcast and dull in the morning	66.0	60.2	86.9	54.1	0.00
Sunday.													
2	15	2	16	57.5	60.9	—	0.0						
2	21	2	22	58.0	62.8	S.S.E. 0.0	0.7	} Nearly calm; fine during the day; cloudy at night; showery in the morning	66.8	59.4	92.9	53.9	0.01
3	3	3	4	56.6	65.6	S.E. by S. 0.1	0.5						
3	9	3	10	57.5	61.5	S.S.E. 0.2	0.8						
3	15	3	16	—	61.3	S.E. 0.3	0.9	} Slightly overcast, with a little rain during the day	67.2	60.2	92.5	55.2	0.03
3	21	3	22	60.0	63.2	S.E. by S. 0.8	0.9						
4	3	4	4	60.1	64.2	S.S.E. 1.1	0.9						
4	9	4	10	57.8	61.7	S.E. 0.4	1.0	} Fine during the day and at night; overcast and dull in the morning	66.0	60.2	86.9	54.1	0.00
4	15	4	16	58.2	61.3	S.E. by S. 0.3	1.0						
4	21	4	22	59.5	63.0	S. by W. 0.4	0.9						
5	3	5	4	59.4	65.0	S. 0.3	0.6	} Fine during the day and at night; overcast and dull in the morning	66.0	60.2	86.9	54.1	0.00
5	9	5	10	58.6	61.4	S.S.E. 0.4	0.4						
5	15	5	16	59.4	61.2	S.E. by S. 0.4	0.8						
5	21	5	22	61.6	63.1	S.E. 1.0	1.0						

Mean Solar Time, Astronomical Reckoning.		Dew Point.	Standard Therm.	Wind.		Extent of Cloudy Sky.	Weather and Phenomena.	TEMPERATURE.				Rain.	
St. Helena.	Göttingen.			Direction.	Force.			Max. Therm.	Min. Therm.	Solar Rad.	Terres. Rad.		
JUNE.													
D.	H.	D.	H.	°	°	lbs.		°	°	°	°	In.	
6	3	6	4	58.0	64.0	S.E. 0.9	1.0						
6	9	6	10	58.4	61.1	S.E. by S. 0.7	0.8	} Generally overcast; occasional showers -	65.7	58.4	82.9	54.5	0.06
6	15	6	16	56.5	59.9	S.E. by S. 1.9	1.0						
6	21	6	22	53.8	61.7	S.E. by S. 1.1	1.0						
7	3	7	4	57.0	65.1	S.E. 1.1	1.0	} Overcast and dull during the day; wind in gusts, with rain at night and in the morning - - - - - }	66.8	58.8	89.3	56.7	0.05
7	9	7	10	55.5	61.9	S.E. 1.1	0.8						
7	15	7	16	56.5	60.7	S.E. by E. 0.5	1.0						
7	21	7	22	58.6	61.3	S.E. by E. 0.9	0.8						
8	3	8	4	60.3	63.7	S.E. by E. 0.2	0.8	} Cloudy; dull; showery at night - - - - - }	65.4	58.6	87.6	54.0	0.08
8	9	8	10	60.1	61.2	S.E. 2.0	1.0						
Sunday.													
9	15	9	16	56.1	58.9	S.E. 1.1	1.0	} Overcast and showery at night; dull and windy in the morning - - - }	66.3	57.5	87.5	54.0	0.12
9	21	9	22	58.1	61.0	S.E. by S. 1.9	1.0						
10	3	10	4	59.0	62.4	S.E. 1.1	1.0	} Overcast; dull during the day; showery at night; cloudy in the morning - }	64.2	57.0	82.1	52.0	0.07
10	9	10	10	Rain.	60.0	S.E. by S. 0.9	1.0						
10	15	10	16	53.1	59.8	S.E. 0.8	0.5						
10	21	10	22	57.6	61.6	S.E. 0.9	0.9	} Overcast; showery - - - - - }	63.4	57.9	74.1	52.0	0.21
11	3	11	4	58.5	61.0	S.E. 0.5	1.0						
11	9	11	10	59.6	60.1	S.E. 1.2	1.0						
11	15	11	16	54.5	58.9	S.E. 1.3	0.8						
11	21	11	22	58.5	59.4	S.E. 2.2	0.9	} Overcast; windy and showery - - - - - }	63.0	57.1	76.9	56.0	0.19
12	3	12	4	54.5	62.2	S.E. 0.8	0.8						
12	9	12	10	55.7	59.8	S.E. 1.0	0.6						
12	15	12	16	Rain.	58.5	S.E. by S. 1.8	0.9	} Overcast; high wind; showery in the evening and in the morning - - }	64.3	56.6	82.1	56.0	0.04
12	21	12	22	59.5	60.4	S.E. 2.1	1.0						
13	3	13	4	59.1	62.1	S.E. 1.9	0.9	} Overcast; fair during the day; showers at night - - - - - }	63.8	58.2	77.0	55.9	0.09
13	9	13	10	58.5	60.0	S.E. 1.8	0.9						
13	15	13	16	55.6	57.4	S.E. 2.4	0.8						
13	21	13	22	54.0	59.9	S.E. 2.1	1.0	} Overcast; dull - - - - - }	64.9	58.2	78.6	55.4	0.04
14	3	14	4	57.9	62.8	S.E. 1.0	1.0						
14	9	14	10	58.0	61.0	S.E. 1.0	1.0	} Cloudy; dull - - - - - }	65.3	60.3	81.0	55.9	0.01
14	15	14	16	59.0	60.2	S.E. 1.1	1.0						
14	21	14	22	58.3	60.0	S.E. 1.0	1.0						
15	3	15	4	60.9	62.6	S.E. by E. 1.6	0.9	} Overcast; nearly calm; dull - - - - - }	65.4	59.2	80.0	56.1	0.01
15	9	15	10	59.7	61.0	S.E. 1.9	1.0						
Sunday.													
16	15	16	16	60.0	61.2	S.E. 0.8	0.9	} Calm; fine during the day; overcast at night; fine morning - - - - - }	66.4	57.6	90.5	48.2	0.00
16	21	16	22	61.0	62.2	S.E. 0.3	0.9						
17	3	17	4	61.5	64.0	E. by S. 0.1	0.9						
17	9	17	10	59.6	61.4	S.E. by E. 0.1	0.9	} Calm; fine during the day and at night overcast in the morning - - - }	66.3	58.0	94.8	58.5 ^a	0.00
17	15	17	16	57.6	60.2	S.E. 0.3	0.9						
17	21	17	22	59.0	60.7	S.E. 0.7	1.0	} Overcast; calm; dull - - - - - }	65.3	59.4	80.5	55.9	0.00
18	3	18	4	59.5	63.6	S.E. 0.4	0.6						
18	9	18	10	58.5	60.6	S.E. 0.1	0.8						
18	15	18	16	56.7	59.5	—	0.0	} Calm; fine during the day and at night overcast in the morning - - - }	66.3	58.0	94.8	58.5 ^a	0.00
18	21	18	22	55.6	61.2	—	0.0						
19	3	19	4	57.8	62.9	—	0.0	} Overcast; nearly calm; dull - - - - - }	64.0	59.1	76.0	55.5	0.00
19	9	19	10	56.0	59.7	—	0.0						
19	15	19	16	55.2	59.0	—	0.0						
19	21	19	22	58.5	60.6	S.E. by S. 0.2	1.0	} Overcast; nearly calm; dull - - - - - }	64.0	59.1	76.0	55.5	0.00
20	3	20	4	53.6	63.5	—	0.0						
20	9	20	10	57.5	60.6	—	0.0	} Overcast; calm; dull - - - - - }	65.3	59.4	80.5	55.9	0.00
20	15	20	16	53.8	60.0	S.E. 0.0	1.0						
20	21	20	22	53.6	60.9	S.E. 0.4	1.0						
21	3	21	4	58.0	62.0	S.E. 0.2	1.0	} Overcast; nearly calm; dull - - - - - }	64.0	59.1	76.0	55.5	0.00
21	9	21	10	58.5	61.0	S.E. 0.3	1.0						
21	15	21	16	56.5	60.5	S.E. 0.5	1.0	} Cloudy; dull - - - - - }	65.4	59.1	87.2	54.3	0.00
21	21	21	22	Rain.	61.6	S.E. 0.8	1.0						
22	3	22	4	59.9	63.1	S.E. 0.6	0.9						
22	9	22	10	58.8	60.6	S.E. 0.7	0.9	} Overcast; fair - - - - - }	66.5	59.2	91.1	54.9	0.00
Sunday.													
23	15	23	16	55.1	60.3	S.E. 0.5	1.0						
23	21	23	22	58.7	62.2	S.E. by E. 0.7	0.9						

^a Higher than Min. Therm.

Mean Solar Time. Astronomical Reckoning.				Dew Point.	Standard Therm.	Wind.		Extent of Cloudy Sky.	Weather and Phenomena.	TEMPERATURE.				Rain.
St. Helena.		Göttingen.				Direction.	Force.			Max. Therm.	Min. Therm.	Solar Rad.	Terres. Rad.	
JUNE.				°	°		lbs.			°	°	°	°	In.
D.	H.	D.	H.											
24	3	24	4	60.3	66.0	S.E. by E.	0.0	0.4	} Calm; very fine and bright - -	67.1	57.9	90.8	50.5	0.00
24	9	24	10	58.5	60.2	S.S.E.	0.0	0.4						
24	15	24	16	56.6	58.8	S. by E.	0.1	0.3						
24	21	24	22	57.5	60.9	S.E. by S.	0.3	0.6	} Nearly calm and fine during the day and at night; pleasant wind in the morning - - - - -	66.0	58.5	90.1	54.3	0.00
25	3	25	4	59.5	64.3	S. by E.	0.1	0.3						
25	9	25	10	58.3	60.3	S. by E.	0.5	0.5						
25	15	25	16	56.0	59.2	S. by E.	0.8	0.8	} Cloudy; fair; brisk wind at night - -	64.2	58.8	81.4	54.2	0.00
25	21	25	22	56.4	60.7	S.S.E.	2.1	0.9						
26	3	26	4	57.5	63.4	S.E. by S.	0.9	0.8						
26	9	26	10	56.6	60.0	S.E. by S.	2.0	0.7	} Overcast; dull - - - - -	62.6	58.1	75.0	51.0	0.02
26	15	26	16	56.6	59.7	S.E.	0.9	1.0						
26	21	26	22	59.0	61.2	S.E.	0.9	0.9						
27	3	27	4	59.1	61.5	S.E.	0.9	1.0	} Cloudy and fair during the day and at night; overcast, wind and mist in the morning - - - - -	65.2	57.5	88.1	54.8	0.00
27	9	27	10	58.5	60.4	S.E. by S.	0.9	1.0						
27	15	27	16	56.3	58.8	S.E. by S.	1.1	0.8						
27	21	27	22	56.7	60.0	S.E. by S.	1.4	1.0	} Overcast and showery during the day; cloudy at night - - - - -	63.0	57.2	84.0	53.1	0.36
28	3	28	4	58.6	63.4	S.E.	1.3	0.9						
28	9	28	10	57.5	60.4	S.E. by S.	1.0	0.9						
28	15	28	16	58.6	59.7	S.E. by S.	1.2	1.0	} Overcast; a little rain at night; cloudy, with pleasant breeze in the morning -	63.0	56.4	82.0	52.0	0.09
28	21	28	22	58.5	59.5	S.E. by S.	2.9	1.0						
29	3	29	4	Rain.	60.1	S.S.E.	1.8	1.0						
29	9	29	10	57.5	59.0	S.E. by S.	1.0	0.8	} Sunday.	63.0	56.4	82.0	52.0	0.09
30	15	30	16	5.55	57.8	S.E.	1.3	1.0						
30	21	30	22	56.5	59.9	S.E.	1.8	0.7						
JULY.									} Cloudy; brisk wind; a little rain - -	63.4	55.0	85.9	49.1	0.04
1	3	1	4	56.3	61.6	S.E.	1.7	0.9						
1	9	1	10	49.5	57.3	S.E.	1.5	1.0						
1	15	1	16	54.6	56.6	S.E. by S.	1.3	0.9	} Cloudy; a pleasant breeze - - - - -	62.4	56.0	82.0	50.2	0.01
1	21	1	22	53.0	58.5	S.E. by S.	2.1	1.0						
2	3	2	4	53.2	61.5	S.E.	1.5	0.7						
2	9	2	10	50.1	58.6	S.E.	1.6	0.9	} Overcast; showery - - - - -	60.8	55.0	75.1	52.0	0.17
2	15	2	16	52.4	57.5	S.E.	1.1	1.0						
2	21	2	22	56.5	58.3	S.E. by E.	1.5	1.0						
3	3	3	4	58.3	59.3	S.E.	1.5	1.0	} Overcast; misty; showers; high wind, and in gusts - - - - -	61.6	55.1	75.6	52.3	0.25
3	9	3	10	Rain.	57.5	S.E.	2.2	1.0						
3	15	3	16	55.7	56.5	S.E. by S.	2.2	1.0						
3	21	3	22	Rain.	56.5	S.E.	2.8	1.0	} Cloudy; dull - - - - -	62.6	56.8	81.2	50.0	0.01
4	3	4	4	56.0	58.0	S.E.	2.5	1.0						
4	9	4	10	55.6	58.0	S.E.	1.4	1.0						
4	15	4	16	Rain.	56.2	S.E.	2.0	1.0	} Cloudy; fine - - - - -	64.7	55.4	89.9	53.5	0.08
4	21	4	22	57.5	58.7	S.E.	1.8	0.8						
5	3	5	4	56.8	60.2	S.E.	1.8	0.9						
5	9	5	10	55.8	58.1	S.E. by S.	1.6	0.9	} Overcast at night; cloudy and fine in the morning - - - - -	62.3	59.8	80.9	51.0	0.08
5	15	5	16	56.6	58.2	S.E.	1.6	0.9						
5	21	5	22	56.6	59.6	S.E.	1.7	0.9						
6	3	6	4	55.3	62.2	S.E. by S.	0.7	0.7	} Calm; fine during the day; overcast; showery at night; cloudy and mild in the morning - - - - -	65.8	57.8	87.0	54.4	0.06
6	9	6	10	49.1	57.8	S.E.	2.1	0.3						
Sunday.														
7	15	7	16	56.6	58.5	S.E.	1.4	0.9	} Calm; cloudy; mild - - - - -	64.0	55.2	84.2	—	0.00
7	21	7	22	58.5	60.0	S.E.	1.8	0.7						
8	3	8	4	57.5	63.8	E.S.E.	0.9	0.7						
8	9	8	10	57.5	60.0	S.E. by E.	1.0	1.0	} Calm and fine during the day; cloudy at night and in the morning - - - - -	63.4	55.5	83.5	46.0	0.00
8	15	8	16	57.8	58.9	S.E. by E.	1.0	1.0						
8	21	8	22	56.5	59.5	S.E.	1.0	0.8						
9	3	9	4	55.5	61.9	S.E.	0.0	0.7	} Calm; fine during the day; overcast; showery at night; cloudy and mild in the morning - - - - -	65.8	57.8	87.0	54.4	0.06
9	9	9	10	56.3	58.8	—	0.0	0.9						
9	15	9	16	53.6	57.7	S.E.	0.3	0.7						
9	21	9	22	53.5	59.4	S.E.	0.5	0.5	} Calm and fine during the day; cloudy at night and in the morning - - - - -	63.4	55.5	83.5	46.0	0.00
10	3	10	4	55.5	62.1	S.E. by S.	0.3	0.3						
10	9	10	10	55.5	58.6	S.E. by S.	0.2	0.6						
10	15	10	16	51.6	56.5	S.E.	0.1	0.7	} Calm; fine during the day; overcast; showery at night; cloudy and mild in the morning - - - - -	65.8	57.8	87.0	54.4	0.06
10	21	10	22	52.5	60.2	S.E.	0.1	1.0						

Mean Solar Time, Astronomical Reckoning.		Dew Point.	Standard Therm.	Wind.		Extent of Cloudy Sky.	Weather and Phenomena.	TEMPERATURE.				Rain.		
St. Helena.	Göttingen.			Direction.	Force.			Max. Therm.	Min. Therm.	Solar Rad.	Terres. Rad.			
JULY.		°	°		lbs.			°	°	°	°	In.		
D.	H.	D.	H.											
11	3	11	4	—	0·0	1·0	} Calm; overcast; dull - - -	62·2	57·0	70·9	44·8	0·00		
11	9	11	10	—	0·0	0·7								
11	15	11	16	S.E.	0·0	0·8								
11	21	11	22	S.E.	0·7	1·0	} Overcast; dull - - -	63·0	58·0	73·0	53·1	0·00		
12	3	12	4	S.E.	0·1	1·0								
12	9	12	10	S.E. by S.	1·0	1·0								
12	15	12	16	S.E. by S.	1·8	1·0	} Overcast; fair; dull - - -	63·6	56·7	77·2	53·2	0·01		
12	21	12	22	S.E.	1·0	1·0								
13	3	13	4	S.E. by S.	1·0	1·0								
13	9	13	10	S.E.	0·9	1·0	} Overcast; dull; a little rain in the morning - - -	63·1	56·5	82·1	53·2	0·01		
Sunday.														
14	15	14	16	S.E. by E.	0·8	0·9								
14	21	14	22	S.E.	1·0	0·9	} Overcast; mist and rain; brisk wind in the morning - - -	62·6	56·3	78·2	52·4	0·32		
15	3	15	4	S.E. by E.	1·1	1·0								
15	9	15	10	S.E. by E.	2·1	1·0								
15	15	15	16	S.E.	2·2	1·0	} Overcast; brisk wind; occasional showers and mist - - -	61·4	54·0	78·0	44·5	0·11		
15	21	15	22	S.E.	1·8	0·7								
16	3	16	4	S.E.	1·5	0·7								
16	9	16	10	Rain.	56·9	57·8	} Overcast; fresh breeze; showery - - -	60·1	54·1	69·2	51·7	0·15		
16	15	16	16	54·9	56·6	S.E. by E.		1·0	0·8					
16	21	16	22	Rain.	57·8	57·8		E.S.E.	1·2	1·0				
17	3	17	4	56·4	59·0	S.E. by E.	1·9	1·0	} Overcast; showery - - -	61·0	53·3	80·9	49·8	0·09
17	9	17	10	Rain.	57·1	57·1	S.E. by E.	1·6		0·9				
17	15	17	16	53·1	55·2	S.E.	1·1	0·9						
17	21	17	22	55·4	56·0	S.E. by S.	2·7	1·0	} Overcast; fair; dull - - -	60·1	54·5	69·7	50·2	0·01
18	3	18	4	57·8	59·5	S.E.	2·1	0·9						
18	9	18	10	55·1	56·5	S.E. by S.	1·2	1·0						
18	15	18	16	50·5	55·5	S.E.	1·0	1·0	} Overcast; dull; nearly calm - - -	61·8	56·8	75·0	52·1	0·00
18	21	18	22	53·8	55·3	S.E.	1·0	1·0						
19	3	19	4	54·8	59·3	S.E.	0·8	1·0						
19	9	19	10	55·3	57·0	S.E.	0·8	1·0	} Overcast; fair; dull - - -	60·1	54·5	69·7	50·2	0·01
19	15	19	16	51·0	55·6	S.E.	0·8	1·0						
19	21	19	22	53·5	57·2	S.E. by E.	1·0	1·0						
20	3	20	4	55·0	60·8	E.S.E.	0·4	1·0	} Overcast; dull; nearly calm - - -	61·8	56·8	75·0	52·1	0·00
20	9	20	10	54·5	58·2	—	0·0	1·0						
Sunday.														
21	15	21	16	51·6	56·9	S.E. by S.	0·1	0·8	} Nearly calm; cloudy; fair - - -	62·0	56·2	77·0	48·5	0·01
21	21	21	22	55·5	59·3	S.E. by S.	0·4	0·9						
22	3	22	4	56·0	61·6	S.E.	1·5	0·7		} Cloudy; fair during the day; overcast at night; overcast, showery in the morning - - -	62·7	54·5	80·6	46·9
22	9	22	10	54·3	57·7	S.E.	1·2	0·9						
22	15	22	16	Rain.	56·3	S.E.	1·3	1·0						
22	21	22	22	51·6	56·7	S.E. by S.	1·9	0·9	} Cloudy during the day; overcast, showery at night; cloudy, showery in the morning - - -	62·7	53·5	90·6	52·0	0·16
23	3	23	4	56·5	60·8	S.E.	0·8	0·9						
23	9	23	10	54·6	56·5	S.E.	0·8	0·9						
23	15	23	16	53·0	55·4	S.E.	0·8	1·0	} Cloudy; fair; nearly calm - - -	62·0	52·5	83·0	39·2	0·01
23	21	23	22	56·7	57·2	S.E.	0·8	0·8						
24	3	24	4	55·0	58·6	S.E. by E.	0·5	0·9						
24	9	24	10	53·4	56·5	S.E.	0·1	0·9	} Calm; fine during the day; overcast at night and in the morning - - -	63·8	56·0	88·2	47·5	0·00
24	15	24	16	49·6	53·6	S.E.	0·2	0·5						
24	21	24	22	53·0	57·7	S.E.	0·5	0·9						
25	3	25	4	52·1	62·0	—	0·0	0·7	} Calm; generally overcast; dull - - -	61·3	56·7	72·9	49·5	0·00
25	9	25	10	54·5	57·7	—	0·0	0·8						
25	15	25	16	54·5	57·0	—	0·0	1·0						
25	21	25	22	54·2	58·5	—	0·0	1·0	} Nearly calm; overcast; dull - - -	62·8	56·0	79·1	51·0	0·00
26	3	26	4	55·5	60·6	—	0·0	1·0						
26	9	26	10	55·0	57·8	S.E. by S.	0·0	0·9						
26	15	26	16	54·5	57·4	S.S.E.	0·1	0·8	} Overcast; brisk wind; mist and showers - - -	62·5	55·0	80·4	51·1	0·02
26	21	26	22	55·6	59·0	S.E. by S.	0·4	1·0						
27	3	27	4	56·3	60·8	S.E. by S.	0·2	1·0						
27	9	27	10	56·3	58·6	S.E. by S.	0·1	1·0	} Overcast; brisk wind; mist and showers - - -	62·5	55·0	80·4	51·1	0·02
Sunday.														
28	15	28	16	53·4	56·0	S.S.E.	2·1	1·0						
28	21	28	22	53·0	57·5	S.E. by S.	2·6	1·0						

Mean Solar Time, Astronomical Reckoning.		Dew Point.	Standard Therm.	Wind,		Extent of Cloudy Sky.	Weather and Phenomena.	TEMPERATURE.				Rain.									
St. Helena.	Göttingen.			Direction.	Force.			Max. Therm.	Min. Therm.	Solar Rad.	Terres. Rad.		In.								
JULY.																					
D.	H.	D.	H.	°	°		lbs.														
29	3	29	4	56.3	61.1	S.E.	1.8	0.7	} Cloudy; fine during the day; overcast at night and in the morning - - -	63.0	55.9	84.8	52.2	0.03							
29	9	29	10	55.3	57.6	S.E.	1.4	0.8													
29	15	29	16	55.3	57.3	S.E. by S.	0.3	1.0													
29	21	29	22	55.5	58.7	S.E. by S.	2.2	1.0													
30	3	30	4	57.8	60.5	S.E. by S.	1.8	1.0	} Overcast; dull; wet mist, and showers -	63.4	55.8	79.8	53.8	0.15							
30	9	30	10	59.0	58.5	S.E.	1.1	1.0													
30	15	30	16	57.4	57.5	S.E. by S.	1.1	1.0													
30	21	30	22	56.6	57.4	S.E. by S.	1.5	1.0													
31	3	31	4	56.5	57.9	S.E.	1.0	1.0	} Overcast; showery during the day; cloudy; brisk wind at night and in the morning - - -	60.5	55.3	80.4	51.0	0.06							
31	9	31	10	56.5	57.5	S.E. by S.	1.9	1.0													
31	15	31	16	54.5	56.4	S.E. by S.	1.7	0.9													
31	21	31	22	55.5	58.7	S.E. by S.	1.8	0.7													
AUGUST.																					
1	3	1	4	56.8	59.7	S.E.	1.1	1.0	} Nearly overcast during the day and at night; wind brisk; mist and showers in the morning - - -	62.6	53.8	85.0	50.8	0.11							
1	9	1	10	55.6	56.8	S.E.	1.9	1.0													
1	15	1	16	55.0	55.7	S.E.	2.2	1.0													
1	21	1	22	Rain.	56.6	S.E. by S.	2.0	1.0													
2	3	2	4	56.9	57.5	S.E. by S.	1.3	1.0	} Overcast; brisk wind; mist and rain throughout - - -	59.2	54.3	72.7	50.7	0.23							
2	9	2	10	55.5	56.6	S.E.	1.8	1.0													
2	15	2	16	Rain.	56.7	S.E. by S.	1.9	1.0													
2	21	2	22	Rain.	57.0	S.E.	1.8	1.0													
3	3	3	4	57.3	58.2	S.E.	1.5	1.0	} Overcast; hazy; dull - - -	60.4	55.4	70.0	52.1	0.02							
3	9	3	10	56.8	57.6	S.E.	1.6	1.0													
Sunday.																					
4	15	4	16	53.6	56.6	S.E.	1.8	1.0							} Overcast; windy; a little rain - - -	60.1	55.8	70.2	53.0	0.00	
4	21	4	22	55.5	57.8	S.E.	1.1	1.0													
5	3	5	4	56.8	59.0	S.E. by E.	0.2	1.0	} Overcast; dull; occasional mist and drizzling rain - - -	61.3	54.8	76.1	50.6	0.01							
5	9	5	10	55.0	56.7	S.E.	0.2	1.0													
5	15	5	16	53.2	55.5	S.E.	0.4	1.0													
5	21	5	22	53.3	57.2	S.E. by S.	0.7	1.0													
6	3	6	4	55.5	60.3	S.E.	0.3	0.8	} Cloudy and fair during the day; showery at night; showers and wet mist in the morning - - -	62.4	54.5	82.9	52.5	0.08							
6	9	6	10	56.3	58.0	S.E. by S.	0.6	0.9													
6	15	6	16	Rain.	57.0	S.E.	0.3	1.0													
6	21	6	22	56.1	56.4	S.E. by E.	1.9	1.0													
7	3	7	4	57.5	58.9	S.E.	1.8	0.9	} Cloudy and dull during the day; over- cast at night and in the morning - -	63.0	55.6	90.8	50.9	0.05							
7	9	7	10	53.3	56.3	S.E.	1.3	1.0													
7	15	7	16	55.1	56.8	S.E.	1.6	1.0													
7	21	7	22	57.0	58.8	S.E.	1.8	1.0													
8	3	8	4	56.1	59.6	S.E. by S.	0.4	1.0	} Overcast during the day and at night; wet mist in the morning - - -	61.8	56.4	78.9	54.8	0.02							
8	9	8	10	55.8	58.0	S.E.	0.2	1.0													
8	15	8	16	55.7	57.4	S.E.	0.1	1.0													
8	21	8	22	57.0	57.5	S.E.	0.1	1.0													
9	3	9	4	57.4	58.6	S.E. by S.	0.2	1.0	} Overcast; wet mist throughout - - -	60.1	56.3	66.7	53.9	0.01							
9	9	9	10	57.8	58.0	S.E. by S.	0.2	1.0													
9	15	9	16	58.0	58.0	S.E.	0.2	1.0													
9	21	9	22	57.5	57.8	S.E.	0.2	1.0													
10	3	10	4	59.7	60.7	—	0.0	1.0	} Overcast; dull; calm - - -	63.0	57.1	85.5	54.1	0.00							
10	9	10	10	57.6	58.6	S.E.	0.2	1.0													
Sunday.																					
11	15	11	16	55.5	58.0	S.E. by S.	0.2	1.0	} Overcast; nearly calm - - -	65.0	57.4	91.2	54.8	0.00							
11	21	11	22	56.8	59.2	S.E. by S.	0.1	1.0													
12	3	12	4	57.3	63.0	S.E. by S.	0.2	0.9	} Overcast; dull; nearly calm - - -	65.6	57.7	94.5	51.0	0.00							
12	9	12	10	56.7	60.0	S.E. by S.	0.3	1.0													
12	15	12	16	57.4	59.1	S.E. by S.	0.4	1.0													
12	21	12	22	56.7	59.5	S.E. by S.	0.6	1.0													
13	3	13	4	58.8	62.0	S.E. by S.	2.0	0.9	} Cloudy; fair; high wind - - -	63.2	56.4	80.1	52.2	0.01							
13	9	13	10	56.5	58.0	S.S.E.	3.4	0.6													
13	15	13	16	57.2	58.4	S.E. by S.	3.4	1.0													
13	21	13	22	57.6	59.3	S.E. by S.	3.3	1.0													
14	3	14	4	58.6	60.6	S.E. by S.	3.2	1.0	} Overcast; windy - - -	63.2	56.2	82.5	52.0	0.03							
14	9	14	10	55.8	57.1	S.E.	3.0	1.0													
14	15	14	16	53.9	56.6	S.E.	2.1	1.0													
14	21	14	22	55.0	59.1	S.E. by S.	2.9	0.8													

Mean Solar Time, Astronomical Reckoning.		Dew Point.	Standard Therm.	Wind.		Extent of Cloudy Sky.	Weather and Phenomena.	TEMPERATURE.				Rain.		
St. Helena.	Göttingen.			Direction.	Force.			Max. Therm.	Min. Therm.	Solar Rad.	Terres. Rad.			
AUGUST.														
D.	H.	°	°		lbs.			°	°	°	°	In.		
15	3	15	4	56.5	59.8	S.E.	2.1	1.0	} Overcast; windy; rain at night; wet mist in the morning - - - }	63.0	53.7	89.0	50.5	0.19
15	9	15	10	Rain.	56.0	S.E.	2.2	1.0						
15	15	15	16	55.6	55.2	S.E.	1.8	1.0						
15	21	15	22	56.4	56.6	S.E.	2.3	1.0						
16	3	16	4	57.8	58.4	S.E.	1.6	1.0	} Overcast; showery; thick mist and rain	59.8	53.5	73.8	49.5	0.20
16	9	16	10	55.1	55.3	S.E.	1.4	1.0						
16	15	16	16	Rain.	54.6	S.E.	1.0	1.0						
16	21	16	22	Rain.	56.5	S.E.	1.0	1.0						
17	3	17	4	56.8	58.5	S.E. by S.	0.7	1.0	} Overcast; misty during the day - -	60.0	54.5	76.6	52.0	0.14
17	9	17	10	55.0	56.2	S.E. by S.	0.6	0.9						
Sunday.														
18	15	18	16	54.5	55.6	S.E.	1.7	1.0	} Overcast; windy; a little rain in the morning - - - }	60.4	54.9	75.0	50.8	0.29
18	21	18	22	55.1	57.1	S.E. by S.	1.9	1.0						
19	3	19	4	56.7	61.6	S.E.	1.8	0.9	} Overcast; windy - - - }	62.5	55.6	84.5	52.0	0.00
19	9	19	10	54.5	56.6	S.E.	1.0	0.9						
19	15	19	16	51.7	56.1	S.E.	1.8	0.9						
19	21	19	22	52.5	57.0	S.E.	2.7	1.0						
20	3	20	4	55.0	59.9	S.E.	2.0	0.9	} Overcast; windy; some rain in the morning	62.2	54.5	82.7	51.9	0.04
20	9	20	10	54.9	57.4	S.E.	2.0	1.0						
20	15	20	16	52.0	57.0	S.E. by E.	1.7	1.0						
20	21	20	22	Rain.	56.5	S.E. by E.	1.8	1.0						
21	3	21	4	55.5	58.7	S.E. by E.	1.7	0.9	} Overcast; wind, with occasional showers and mist - - - }	59.7	52.6	72.1	50.9	0.20
21	9	21	10	55.0	55.3	S.E.	1.1	1.0						
21	15	21	16	53.7	54.4	E.S.E.	1.5	1.0						
21	21	21	22	Rain.	55.2	E.S.E.	1.4	1.0						
22	3	22	4	55.4	57.0	E.S.E.	0.8	1.0	} Overcast; mist and rain - - - }	58.6	52.4	72.8	51.3	0.37
22	9	22	10	Rain.	54.7	S.E. by E.	1.4	1.0						
22	15	22	16	Rain.	53.8	S.E.	2.2	1.0						
22	21	22	22	Rain.	55.2	S.E.	2.5	1.0						
23	3	23	4	56.1	56.8	S.E. by E.	2.2	1.0	} Overcast; mist and rain through the day and at night; fair in the morning }	60.2	52.6	78.5	50.9	0.13
23	9	23	10	53.2	54.7	S.E. by E.	1.0	1.0						
23	15	23	16	53.1	54.0	S.E. by E.	1.7	1.0						
23	21	23	22	53.7	56.5	S.E. by E.	0.9	0.7						
24	3	24	4	55.4	58.5	S.E. by E.	0.9	0.9	} Overcast; rain at night - - - }	59.0	51.7	85.0	50.0	0.05
24	9	24	10	Rain.	55.6	S.E. by E.	0.9	0.9						
Sunday.														
25	15	25	16	54.1	54.7	S.E.	0.8	1.0	} Overcast; misty, with showers in the morning - - - }	60.7	53.7	83.0	49.5	0.07
25	21	25	22	54.8	56.1	S.E.	0.8	1.0						
26	3	26	4	57.1	60.2	S.E.	0.3	1.0	} Overcast; fair; dull - - - }	61.5	53.4	85.8	50.8	0.00
26	9	26	10	53.8	56.4	S.E. by S.	2.3	1.0						
26	15	26	16	53.5	55.0	S.E.	1.8	1.0						
26	21	26	22	54.4	55.7	S.E. by S.	2.0	1.0						
27	3	27	4	54.8	59.6	S.E. by S.	1.7	1.0	} Overcast; fair during the day and at night; cloudy and fine in the morning }	62.2	55.8	87.8	50.8	0.00
27	9	27	10	53.3	56.6	S.E.	1.5	1.0						
27	15	27	16	53.7	56.6	S.E. by E.	1.2	1.0						
27	21	27	22	57.1	58.6	S.E. by E.	1.0	0.9						
28	3	28	4	57.5	60.6	S.E.	1.8	1.0	} Overcast; drizzling rain at night; thick wet mist in the morning - - - }	62.9	54.0	90.7	53.3	0.16
28	9	28	10	55.3	56.8	S.E.	1.6	0.9						
28	15	28	16	Rain.	55.8	S.E.	0.3	1.0						
28	21	28	22	56.9	57.0	S.E.	2.2	1.0						
29	3	29	4	Rain.	59.0	S.E.	0.2	1.0	} Overcast; thick wet mist and rain - - - }	59.8	54.0	76.0	54.5 ^a	0.42
29	9	29	10	Rain.	56.0	S.E.	1.2	1.0						
29	15	29	16	Rain.	55.0	S.E.	1.1	1.0						
29	21	29	22	Rain.	56.6	S.E.	1.0	1.0						
30	3	30	4	57.5	58.1	S.E.	0.1	1.0	} Overcast; mist and rain - - - }	58.7	54.0	78.6	51.8	0.25
30	9	30	10	Rain.	55.6	S.E.	0.0	1.0						
30	15	30	16	Rain.	55.1	S.E. by S.	0.0	1.0						
30	21	30	22	Rain.	55.7	S.E. by S.	0.1	1.0						
31	3	31	4	Rain.	58.2	S.E.	0.4	0.9	} Overcast; misty - - - }	59.7	53.6	78.8	52.7	0.25
31	9	31	10	Rain.	55.2	S.E.	1.0	1.0						
Sunday.														
SEPTEMBER.														
1	15	1	16	Rain.	56.0	S.E.	2.5	1.0	} Overcast; mist and rain - - - }	59.0	54.2	71.7	52.6	0.11
1	21	1	22	56.0	55.9	S.E.	2.7	1.0						

^a Higher than Min. Therm.

Mean Solar Time, Astronomical Reckoning.		Dew Point.	Standard Therm.	Wind.		Extent of Cloudy Sky.	Weather and Phenomena.	TEMPERATURE.				Rain.		
St. Helena.	Göttingen.			Direction.	Force.			Max. Therm.	Min. Therm.	Solar Rad.	Terres. Rad.			
SEPTEMBER.		°	°		lbs.			°	°	°	°	In.		
D.	H.	D.	H.											
2	3	2	4	57.4	59.5	S.E.	2.1	1.0	} Cloudy; fair during the day; mist and rain at night and in the morning - }	61.0	53.8	82.6	54.5 ^a	0.32
2	9	2	10	Rain.	56.0	S.E.	1.8	1.0						
2	15	2	16	Rain.	55.5	S.E. by E.	0.4	1.0						
2	21	2	22	Rain.	56.4	S.E. by E.	0.7	1.0	} Cloudy and showery during the day; wet mist and rain at night and in the morning - - - }	58.6	53.6	75.7	52.8	0.09
3	3	3	4	55.8	57.7	S.E.	0.6	1.0						
3	9	3	10	Rain.	55.5	S.E. by E.	0.5	1.0						
3	15	3	16	Rain.	54.5	S.E.	0.5	1.0	} Overcast; thick wet mist - - - }	58.5	54.0	73.0	53.7	0.36
3	21	3	22	Rain.	56.6	S.E.	0.7	1.0						
4	3	4	4	56.5	57.6	S.E.	0.4	1.0						
4	9	4	10	Rain.	55.6	S.E.	0.4	1.0	} Overcast; mist and drizzling rain - - }	59.0	53.6	74.0	53.9 ^a	0.23
4	15	4	16	Rain.	55.0	S.E. by E.	0.3	1.0						
4	21	4	22	56.1	56.1	S.E.	0.3	1.0						
5	3	5	4	57.0	58.0	S.E.	0.2	1.0	} Overcast; thick mist during the day; brisk wind at night and in the morning }	58.6	54.5	70.8	52.1	0.04
5	9	5	10	55.6	55.6	S.E. by S.	0.4	1.0						
5	15	5	16	Rain.	55.0	S.E. by S.	1.3	1.0						
5	21	5	22	Rain.	55.9	S.E. by S.	1.7	1.0	} Overcast; dull; windy - - - }	60.2	55.0	74.8	54.4	0.00
6	3	6	4	57.4	57.5	S.E. by S.	1.2	1.0						
6	9	6	10	Rain.	55.6	S.E. by S.	2.0	1.0						
6	15	6	16	55.0	55.1	S.E. by S.	2.8	1.0	} Overcast; windy; fair - - - }	60.2	55.1	73.8	53.0	0.00
6	21	6	22	55.5	56.2	S.E.	3.1	1.0						
7	3	7	4	57.1	58.6	S.E.	3.2	1.0						
7	9	7	10	55.6	56.6	S.E.	2.9	1.0	} Overcast; fair; high wind - - }	61.5	55.8	76.4	53.2	0.00
8	15	8	16	51.1	55.9	S.S.E.	1.5	1.0						
8	21	8	22	56.6	57.5	S.E. by S.	3.1	1.0						
9	3	9	4	57.7	60.0	S.E. by S.	3.2	1.0	} Overcast; high wind - - - }	60.5	55.0	74.7	53.8	0.00
9	9	9	10	56.2	57.5	S.E. by S.	3.4	1.0						
9	15	9	16	55.4	56.6	S.S.E.	3.2	1.0						
9	21	9	22	56.5	57.6	S.E. by S.	3.5	1.0	} Overcast; windy; wet mist and showers at night and in the morning - - }	60.5	53.0	77.0	52.2	0.23
10	3	10	4	56.9	59.5	S.E.	3.8	1.0						
10	9	10	10	55.6	57.3	S.E.	3.4	1.0						
10	15	10	16	54.2	56.3	S.E.	3.4	1.0	} Overcast; wet mist and rain - - }	60.0	52.0	83.2	52.1 ^a	0.23
10	21	10	22	55.8	57.2	S.E. by E.	3.2	1.0						
11	3	11	4	55.8	58.0	S.E.	3.0	1.0						
11	9	11	10	Rain.	55.5	S.E.	3.1	1.0	} Overcast; thick mist and showers - - }	60.0	52.5	86.1	51.0	0.10
11	15	11	16	Rain.	54.3	S.E. by S.	3.2	1.0						
11	21	11	22	Rain.	56.0	S.E.	3.1	1.0						
12	3	12	4	56.0	57.0	S.E. by E.	1.9	1.0	} Overcast; misty; rain - - - }	59.8	53.0	81.5	50.7	0.19
12	9	12	10	Rain.	54.4	S.E.	1.5	1.0						
12	15	12	16	53.5	53.7	S.E.	1.3	1.0						
12	21	12	22	55.0	55.2	S.E.	2.4	1.0	} Overcast; fair during the day; overcast at night; wet mist in the morning - }	61.5	53.7	83.0	53.0	0.09
13	3	13	4	56.2	57.5	S.E. by E.	1.5	1.0						
13	9	13	10	Rain.	55.0	S.E. by E.	1.6	1.0						
13	15	13	16	52.8	53.6	S.E. by E.	0.7	0.9	} Overcast; misty during the day; fair in the morning - - - }	60.5	54.8	76.0	52.7	0.09
13	21	13	22	55.8	56.6	S.E.	2.0	1.0						
14	3	14	4	55.7	57.4	S.E. by E.	0.4	1.0						
14	9	14	10	Rain.	55.6	S.E. by E.	0.3	1.0	} Overcast; fair - - - }	62.6	55.8	85.3	—	0.00
15	15	15	16	54.6	54.6	S.E.	1.0	1.0						
15	21	15	22	54.0	55.5	S.E.	1.8	1.0						
16	3	16	4	53.4	59.6	S.E.	0.8	0.9	} Overcast; fair - - - }	60.4	52.7	79.7	50.8	0.35
16	9	16	10	53.8	56.4	S.E. by E.	0.7	1.0						
16	15	16	16	54.8	55.1	S.E. by E.	0.6	1.0						
16	21	16	22	56.0	57.1	S.E.	1.0	1.0	} Overcast; fair - - - }	60.5	54.8	76.0	52.7	0.09
17	3	17	4	Rain.	58.2	S.E.	2.7	1.0						
17	9	17	10	55.1	56.1	S.E.	1.8	1.0						
17	15	17	16	54.5	55.3	S.E.	1.6	1.0	} Overcast; fair - - - }	62.6	55.8	85.3	—	0.00
17	21	17	22	56.7	58.5	S.E.	1.4	1.0						
18	3	18	4	57.6	61.0	S.E.	0.8	1.0						
18	9	18	10	55.7	57.5	S.E.	0.9	1.0	} Overcast; fair - - - }	62.6	55.8	85.3	—	0.00
18	15	18	16	54.8	56.7	S.E. by S.	0.9	1.0						
18	21	18	22	56.3	58.9	S.E. by S.	0.9	1.0						

^a Higher than Min. Therm.

Mean Solar Time, Astronomical Reckoning.		Dew Point.	Standard Therm.	Wind.		Extent of Cloudy Sky.	Weather and Phenomena.	TEMPERATURE.				Rain.		
St. Helena.	Göttingen.			Direction.	Force.			Max. Therm.	Min. Therm.	Solar Rad.	Terres. Rad.			
SEPTEMBER.														
D.	H.	°	°		lbs.			°	°	°	°	In.		
19	3	19	4	57.7	60.8	S.E. by S.	0.2	1.0	} Cloudy; fair during the day; drizzling rain at night; overcast; dull in the morning - - - - -	63.1	55.1	88.8	54.0	0.06
19	9	19	10	Rain.	57.0	S.E.	0.4	1.0						
19	15	19	16	55.3	56.1	S.E. by S.	0.4	1.0						
19	21	19	22	57.0	58.0	S.E. by S.	0.5	1.0						
20	3	20	4	57.6	61.3	S.E.	2.0	1.0	} Overcast; fair during the day and at night; thick wet mist in the morning	63.0	55.2	85.0	53.1	0.01
20	9	20	10	56.8	57.6	S.E.	2.2	1.0						
20	15	20	16	55.8	56.7	S.E.	2.1	1.0						
20	21	20	22	Rain.	58.0	S.E.	2.2	1.0						
21	3	21	4	Rain.	58.9	S.E.	0.6	1.0	} Overcast; wet mist and rai - - -	60.9	54.5	77.0	53.4	0.16
21	9	21	10	Rain.	57.0	S.E.	1.8	1.0						
Sunday.														
22	15	22	16	Rain.	56.6	S.E.	1.7	1.0	} Overcast; light rain and mist at night; dull in the morning - - - - -	62.8	55.5	89.5	54.5	0.02
22	21	22	22	57.6	58.1	S.E. by S.	1.5	1.0						
23	3	23	4	57.5	59.1	S.E.	0.3	1.0	} Overcast; light rain and mist during the day; nearly calm and fair in the morning - - - - -	62.1	55.2	85.7	53.7	0.01
23	9	23	10	57.6	57.4	S.E.	2.2	1.0						
23	15	23	16	55.4	56.4	E.S.E.	0.2	1.0						
23	21	23	22	56.0	58.1	E.S.E.	0.2	1.0						
24	3	24	4	58.0	61.6	S.E.	0.1	0.9	} Overcast; fair; nearly calm - - -	64.3	55.3	94.9	53.8	0.00
24	9	24	10	56.0	57.4	—	0.0	1.0						
24	15	24	16	56.4	56.5	—	0.0	1.0						
24	21	24	22	56.5	57.9	S.E.	0.3	1.0						
25	3	25	4	57.3	60.2	S.E. by E.	0.0	1.0	} Overcast; calm; mild; fair - - -	61.6	54.6	78.5	53.1	0.00
25	9	25	10	55.9	57.2	S.E. by E.	0.0	1.0						
25	15	25	16	55.0	56.1	S.E. by E.	0.2	1.0						
25	21	25	22	56.2	57.5	S.E. by E.	0.2	1.0						
26	3	26	4	Rain.	60.0	S.E. by E.	0.2	1.0	} Overcast; nearly calm; mist and rain during the day and at night; fair in the morning - - - - -	61.8	53.0	88.0	50.8	0.13
26	9	26	10	Rain.	57.0	E.S.E.	0.1	1.0						
26	15	26	16	Rain.	54.7	E.S.E.	0.2	1.0						
26	21	26	22	54.9	57.0	S.E. by S.	0.6	1.0						
27	3	27	4	58.9	62.4	S.E.	0.1	0.3	} Nearly calm; very fine day; overcast at night and in the morning - - -	65.8	55.0	96.8	—	0.00
27	9	27	10	54.4	57.0	S.E.	0.1	1.0						
27	15	27	16	53.1	56.0	S.E.	0.1	1.0						
27	21	27	22	55.6	58.6	S.E. by S.	0.4	0.9						
28	3	28	4	60.7	66.5	E. by N.	0.0	0.2	} Calm; fine and clear - - - - -	70.0	56.5	99.9	—	0.00
28	9	28	10	55.5	58.0	S. by E.	0.0	0.6						
Sunday.														
29	15	29	16	56.5	58.7	S.E. by S.	0.1	1.0	} Overcast; nearly calm; fair - - -	66.4	57.2	95.2	—	0.00
29	21	29	22	57.6	59.8	S.E. by S.	0.3	1.0						
30	3	30	4	59.8	63.7	S.S.E.	0.5	0.9	} Nearly calm; cloudy; fine - - -	63.1	55.1	88.8	54.0	0.00
30	9	30	10	55.8	58.0	S.E.	0.4	0.4						
30	15	30	16	57.5	58.6	S.E. by S.	0.3	0.9						
30	21	30	22	58.8	61.9	S.E.	0.3	0.7						
OCTOBER.														
1	3	1	4	59.9	64.1	S. by E.	0.6	0.6	} Fine and cloudy during the day and at night; overcast in the morning - - -	66.9	57.1	102.0	—	0.00
1	9	1	10	57.2	59.3	S.S.E.	0.7	0.8						
1	15	1	16	55.9	57.9	S.S.E.	0.8	1.0						
1	21	1	22	57.7	60.0	S.S.E.	2.8	1.0						
2	3	2	4	59.5	63.7	S. by E.	0.8	0.7	} Fine clear day; overcast and windy at night and in the morning - - -	65.4	56.8	89.8	55.9	0.00
2	9	2	10	57.3	58.6	S.S.E.	2.0	1.0						
2	15	2	16	55.6	57.6	S.S.E.	2.0	1.0						
2	21	2	22	58.2	58.9	S.S.E.	2.2	1.0						
3	3	3	4	59.4	63.3	S.E. by S.	0.8	0.9	} Cloudy during the day; overcast at night and in the morning - - -	64.5	56.8	93.0	—	0.00
3	9	3	10	58.0	58.5	S.E. by S.	2.2	1.0						
3	15	3	16	56.1	57.7	S.S.E.	2.2	1.0						
3	21	3	22	58.4	60.7	S.S.E.	2.3	1.0						
4	3	4	4	58.5	64.2	S.S.E.	0.3	0.7	} Fine clear day, with light clouds; over- cast at night; morning fair - - -	66.8	56.5	79.5	—	0.00
4	9	4	10	56.0	58.8	S.S.E.	0.3	1.0						
4	15	4	16	56.2	57.8	S.E. by S.	0.5	1.0						
4	21	4	22	57.5	60.2	S.S.E.	2.0	1.0						
5	3	5	4	57.5	62.6	S.E. by S.	0.4	0.8	} Nearly overcast; dull - - - - -	65.0	56.4	99.1	55.2	0.00
5	9	5	10	56.9	58.3	S.E.	1.0	1.0						
Sunday.														
6	15	6	16	55.8	57.6	S.E. by S.	2.6	1.0	} Overcast at night; windy in the morning	61.8	6.7	75.0	—	0.00
6	21	6	22	57.5	59.3	S.E. by S.	3.3	1.0						

Mean Solar Time, Astronomical Reckoning.		Dew Point.	Standard Therm.	Wind.		Extent of Cloudy Sky.	Weather and Phenomena.	TEMPERATURE.				Rain.	
St. Helena.	Göttingen.			Direction.	Force.			Max. Therm.	Min. Therm.	Solar. Rad.	Terres. Rad.		
OCTOBER.													
D.	H.	D.	H.		lbs.			°	°	°	°	In.	
7	3	7	4	S.E.	2.9	1.0	Overcast; windy	61.4	56.2	72.2	56.0	0.00	
7	9	7	10	S.E. by S.	3.2	1.0							
7	15	7	16	S.E. by S.	3.1	1.0							
7	21	7	22	S.E. by S.	3.1	1.0	Overcast; windy, with occasional slight and passing mist	62.6	55.6	78.9	—	0.00	
8	3	8	4	S.E. by S.	3.3	1.0							
8	9	8	10	S.E.	2.3	1.0							
8	15	8	16	S.E.	2.3	1.0	Overcast; windy; light rain and mist	61.9	54.9	78.0	—	0.09	
8	21	8	22	S.E. by S.	2.4	1.0							
9	3	9	4	S.E.	2.4	1.0							
9	9	9	10	S.E.	2.2	1.0	Overcast; a little light rain and mist	62.1	55.5	78.0	52.1	0.04	
9	15	9	16	S.E. by S.	2.5	1.0							
9	21	9	22	S.S.E.	2.7	1.0							
10	3	10	4	S.E.	2.1	1.0	Overcast; showery	62.9	55.5	80.0	53.0	0.02	
10	9	10	10	S.E. by S.	0.1	1.0							
10	15	10	16	S.E. by S.	0.1	1.0							
10	21	10	22	S.S.E.	0.3	1.0	Overcast; dull	63.8	55.5	84.5	53.8	0.01	
11	3	11	4	S.E. by S.	0.4	1.0							
11	9	11	10	S.E. by S.	2.7	1.0							
11	15	11	16	S.E. by S.	2.7	1.0	Overcast; thick mist and rain	61.5	55.5	74.0	53.9	0.13	
11	21	11	22	S.E. by S.	2.5	1.0							
12	3	12	4	S.E.	2.4	0.9							
12	9	12	10	S.E.	2.4	1.0	Overcast; rain and wet mist	61.8	54.8	77.6	54.6	0.18	
Sunday.													
13	15	13	16	S.E.	2.8	1.0							
13	21	13	22	S.E.	2.9	1.0	Overcast; dull; light rain at night and in the morning	59.9	53.4	74.1	51.5	0.06	
14	3	14	4	S.E. by E.	1.7	1.0							
14	9	14	10	S.E. by E.	2.0	1.0							
14	15	14	16	S.E.	2.2	1.0	Overcast; windy; mist, with occasional showers	61.6	53.0	81.8	51.0	0.18	
14	21	14	22	S.E.	2.3	1.0							
15	3	15	4	S.E. by S.	2.0	1.0							
15	9	15	10	S.E. by S.	2.6	1.0	Overcast; rain in the morning	61.7	53.0	80.3	51.6	0.10	
15	15	15	16	S.E. by S.	2.5	1.0							
15	21	15	22	S.E. by S.	3.2	1.0							
16	3	16	4	S.E.	3.0	1.0	Overcast; showery	61.7	53.0	76.9	50.8	0.05	
16	9	16	10	S.E.	3.0	1.0							
16	15	16	16	S.E.	2.3	1.0							
16	21	16	22	S.E.	3.2	1.0	Overcast; nearly calm; fair	62.1	55.5	79.5	52.1	0.01	
17	3	17	4	S.E. by E.	1.7	0.9							
17	9	17	10	S.E.	2.0	1.0							
17	15	17	16	S.E.	2.0	1.0	Cloudy; nearly calm; fair	63.2	55.0	86.6	50.6	0.00	
17	21	17	22	S.E.	2.4	1.0							
18	3	18	4	S.E.	1.7	1.0							
18	9	18	10	S.E. by E.	1.9	1.0	Calm; cloudy; fair	65.5	55.1	98.0	52.6	0.00	
18	15	18	16	S.E.	1.8	1.0							
18	21	18	22	S.E. by E.	1.8	0.9							
19	3	19	4	E.S.E.	0.5	0.9	Nearly overcast; occasional mist and light rain	62.1	53.8	83.0	—	0.10	
19	9	19	10	E.S.E.	0.5	1.0							
Sunday.													
20	15	20	16	E.S.E.	0.2	1.0	Overcast; nearly calm; fair	62.1	55.5	79.5	52.1	0.01	
20	21	20	22	E.S.E.	0.3	1.0							
21	3	21	4	E.S.E.	0.3	1.0							
21	9	21	10	S.E. by E.	0.2	0.7	Very fine day; nearly calm; cloudy and windy in the morning	67.1	56.1	99.8	52.2	0.00	
21	15	21	16	S.E.	0.5	1.0							
21	21	21	22	S.E. by S.	0.8	0.9							
22	3	22	4	S.E. by S.	0.1	0.8	Calm; cloudy; fair	65.5	55.1	98.0	52.6	0.00	
22	9	22	10	S.E. by S.	0.1	0.7							
22	15	22	16	S.E.	0.1	0.8							
22	21	22	22	S.E.	0.2	1.0	Very fine day; nearly calm; cloudy and windy in the morning	67.1	56.1	99.8	52.2	0.00	
23	3	23	4	S.E.	0.1	0.4							
23	9	23	10	S.E. by S.	0.1	0.2							
23	15	23	16	S.S.E.	2.0	0.8	Very fine day; nearly calm; cloudy and windy in the morning	67.1	56.1	99.8	52.2	0.00	
23	21	23	22	S.S.E.	3.0	0.8							

Mean Solar Time, Astronomical Reckoning.		Dew Point.	Standard Therm.	Wind.		Extent of Cloudy Sky.	Weather and Phenomena.	TEMPERATURE.				Rain.		
St. Helena.	Göttingen.			Direction.	Force.			Max. Therm.	Min. Therm.	Solar Rad.	Terres. Rad.			
OCTOBER.														
D.	H.	°	°		lbs.			°	°	°	°	In.		
24	3	24	4	58.7	62.8	S.S.E.	1.6	0.6	} Cloudy; fine day; overcast; brisk wind at night and in the morning - - }	65.1	55.6	88.1	54.9	0.00
24	9	24	10	56.5	58.1	S.E. by S.	3.0	0.8						
24	15	24	16	55.2	56.5	S.E. by S.	3.4	1.0						
24	21	24	22	55.6	58.2	S.E. by S.	2.3	1.0						
25	3	25	4	56.5	60.4	S.E. by S.	2.9	1.0	} Overcast; windy; wet mist and rain -	62.7	54.3	79.2	53.8	0.14
25	9	25	10	Rain.	56.6	S.E. by S.	3.1	1.0						
25	15	25	16	Rain.	55.9	S.E. by S.	2.9	1.0						
25	21	25	22	56.3	57.1	S.E. by S.	3.1	1.0						
26	3	26	4	57.0	59.0	S.E. by S.	3.0	1.0	} Overcast; some light rain - - -	63.6	55.9	88.2	53.8	0.02
26	9	26	10	55.5	56.9	S.E.	0.5	1.0						
Sunday.														
27	15	27	16	55.3	56.6	S.E.	1.6	1.0	} Overcast; mist and rain - - -	64.6	55.2	87.9	—	0.18
27	21	27	22	Rain.	57.6	S.E.	1.4	1.0						
28	3	28	4	58.0	59.1	S.E.	2.6	1.0	} Overcast; windy; rain and light mist -	61.1	54.6	75.0	54.6	0.12
28	9	28	10	56.7	57.3	S.E.	2.7	1.0						
28	15	28	16	Rain.	56.5	S.E.	3.1	1.0						
28	21	28	22	56.8	57.5	S.E.	2.9	1.0						
29	3	29	4	Rain.	59.8	S.E. by S.	2.2	1.0	} Overcast; windy; misty - - -	61.1	54.7	78.2	—	0.03
29	9	29	10	Rain.	56.5	S.E.	2.7	1.0						
29	15	29	16	55.7	55.9	S.E. by S.	3.3	1.0						
29	21	29	22	—	57.1	S.E. by S.	3.3	1.0						
30	3	30	4	58.2	60.1	S.E. by S.	3.1	1.0	} Overcast; dull; slight mist; windy -	61.1	52.7	77.3	—	0.00
30	9	30	10	55.5	56.7	S.E. by S.	3.3	1.0						
30	15	30	16	55.3	55.8	S.E.	3.1	1.0						
30	21	30	22	56.5	57.2	S.E. by S.	3.2	1.0						
31	3	31	4	57.4	59.2	—	—	1.0	} Overcast; misty - - -	62.3	55.2	77.1	53.3	0.01
31	9	31	10	55.6	56.8	S.E.	2.3	1.0						
31	15	31	16	Rain.	56.4	S.E. by S.	2.4	1.0						
31	21	31	22	57.1	58.5	S.E. by S.	2.5	1.0						
NOVEMBER														
1	3	1	4	59.2	61.9	S.E.	0.5	1.0	} Overcast; nearly calm; mist and driz- zling rain at night and in the morning }	65.0	56.0	92.8	54.0	0.09
1	9	1	10	56.6	57.6	S.E. by S.	0.5	0.9						
1	15	1	16	Rain.	57.0	S.E.	0.4	1.0						
1	21	1	22	58.3	59.3	S.E.	0.4	0.9	} Nearly overcast, and fine during the day; } mist and rain at night - - - }	66.1	56.3	100.6	—	0.04
2	3	2	4	Rain.	63.4	S.E.	0.3	1.0						
2	9	2	10	57.8	58.5	S.E.	0.4	1.0	} Overcast; thick mist and drizzling rain -	66.3	56.4	97.0	56.2	0.18
Sunday.														
3	15	3	16	Rain.	57.5	S.E.	0.8	1.0						
3	21	3	22	Rain.	58.7	S.E. by E.	0.8	1.0	} Overcast; mist and rain - - -	60.6	55.9	70.5	—	0.13
4	3	4	4	59.6	59.7	S.E.	0.7	1.0						
4	9	4	10	Rain.	57.7	S.E.	0.6	1.0						
4	15	4	16	Rain.	57.1	S.E. by S.	0.4	1.0						
4	21	4	22	Rain.	59.1	S.E. by S.	0.5	1.0	} Overcast; rain; wet mist - - -	61.8	56.2	73.2	—	0.12
5	3	5	4	Rain.	60.7	S.E.	0.4	1.0						
5	9	5	10	Rain.	57.6	S.E. by S.	0.4	1.0						
5	15	5	16	Rain.	57.3	S.E. by S.	0.5	1.0						
5	21	5	22	Rain.	58.7	S.E.	0.7	1.0	} Overcast; rain and mist - - -	61.1	55.2	70.9	55.1	0.09
6	3	6	4	Rain.	59.8	S.E.	0.4	1.0						
6	9	6	10	Rain.	57.1	S.E.	0.5	1.0						
6	15	6	16	Rain.	56.4	S.E.	0.7	1.0						
6	21	6	22	Rain.	57.5	S.E.	0.8	1.0	} Overcast; dull - - -	60.2	55.6	71.7	54.8	0.00
7	3	7	4	Rain.	58.7	S.E. by E.	0.4	1.0						
7	9	7	10	57.3	57.0	S.E. by E.	0.4	1.0						
7	15	7	16	56.6	57.0	S.E.	0.4	1.0						
7	21	7	22	57.0	57.8	S.E. by E.	0.5	1.0	} Overcast; fair; dull; brisk wind in the } morning - - - }	62.9	55.9	85.2	53.9	0.00
8	3	8	4	58.6	60.7	S.E.	0.7	1.0						
8	9	8	10	55.8	57.5	S.E.	0.6	0.9						
8	15	8	16	56.0	56.9	S.E. by S.	0.7	1.0						
8	21	8	22	57.4	58.7	S.E. by S.	3.1	1.0	} Overcast; fair; windy - - -	62.4	53.4	75.0	—	0.00
9	3	9	4	59.4	61.4	S.E.	3.0	1.0						
9	9	9	10	57.6	57.2	S.E. by S.	3.3	0.8	} Overcast; windy - - -	63.1	55.7	82.4	53.4	0.00
Sunday.														
10	15	10	16	53.2	56.4	S.E. by S.	3.0	1.0						
10	21	10	22	55.3	59.0	S.E. by S.	3.2	1.0						

Mean Solar Time, Astronomical Reckoning.				Dew Point.	Standard Therm.	Wind.		Extent of Cloudy Sky.	Weather and Phenomena.	TEMPERATURE.				Rain.					
St. Helena.		Göttingen.				Direction.	Force.			Max. Therm.	Min. Therm.	Solar Rad.	Terres. Rad.						
NOVEMBER				°	°		lbs.			°	°	°	°	In.					
D.	H.	D.	H.																
11	3	11	4	57°0	61°4	S.E. by E.	1.3	1.0	} Overcast ; dull - - - - -	64.7	55.7	82.3	—	0.00					
11	9	11	10	54°5	57°6	S.E.	0.9	1.0											
11	15	11	16	54°7	56°5	S.E.	1.0	1.0											
11	21	11	22	54°9	58°1	S.E.	1.0	1.0	} Cloudy and fine during the day ; over- cast at night and in the morning - }	65.6	56.2	88.1	—	0.00					
12	3	12	4	57°8	63°3	S.E.	1.9	0.9											
12	9	12	10	56°0	57°7	S.E.	2.4	0.7											
12	15	12	16	55°0	57°1	S.E.	1.0	0.9											
12	21	12	22	55°6	59°9	S.E.	2.3	1.0											
13	3	13	4	58°5	63°3	S.E. by S.	1.5	0.9	} Cloudy during the day ; overcast at night and in the morning - }	65.8	56.0	94.1	53.2	0.00					
13	9	13	10	54°6	57°4	S.E.	0.9	0.8											
13	15	13	16	54°1	57°0	S.E.	0.7	1.0											
13	21	13	22	54°6	59°6	S.E. by E.	1.0	1.0	} Nearly overcast and fair during the day ; a little rain at night ; fair in the morning - - - - - }	64.9	55.9	92.6	—	0.00					
14	3	14	4	57°5	63°0	S.E.	2.0	1.0											
14	9	14	10	55°8	57°6	S.E.	1.4	1.0											
14	15	14	16	53°5	56°3	S.E. by E.	0.9	1.0											
14	21	14	22	57°0	59°0	S.E.	1.8	1.0											
15	3	15	4	58°5	62°3	S.E. by E.	1.0	1.0	} Overcast and fair during the day ; high wind at night and in the morning, with light drizzling rain - - }	64.4	56.8	86.1	—	0.01					
15	9	15	10	56°9	58°1	S.E. by E.	0.7	1.0											
15	15	15	16	55°4	57°1	S.E. by E.	1.8	1.0											
15	21	15	22	58°5	58°5	S.E. by E.	1.6	1.0											
16	3	16	4	58°4	62°3	S.E.	2.1	0.9											
16	9	16	10	56°0	57°6	S.E. by S.	2.6	1.0	} Overcast and dull, with occasional gleams of sunshine during the day ; light rain at night - - - - - }	63.6	56.0	79.9	53.3	0.00					
Sunday.																			
17	15	17	16	54°5	56°6	S.E.	1.5	1.0							} Overcast ; fair in the morning - - -	64.3	56.0	93.9	54.0
17	21	17	22	56°4	59°3	S.E. by E.	1.0	1.0											
18	3	18	4	56°4	64°2	S.E.	0.3	1.0	} Cloudy ; fair ; nearly calm - - -	66.2	56.3	96.8	55.9	0.00					
18	9	18	10	54°7	58°2	S.E.	0.2	1.0											
18	15	18	16	54°5	57°3	S.E.	0.3	1.0											
18	21	18	22	57°5	59°3	S.E.	0.4	1.0											
19	3	19	4	57°5	62°7	S.E.	0.3	1.0											
19	9	19	10	56°3	58°6	S.E.	0.2	1.0	} Overcast ; fair ; nearly calm - - -	63.9	57.6	83.5	55.3	0.00					
19	15	19	16	54°2	57°7	S.E.	0.2	1.0											
19	21	19	22	55°7	60°7	S.E. by E.	0.1	1.0											
20	3	20	4	58°6	62°6	S.E. by S.	2.8	1.0	} Overcast ; fair ; light rain and mist in the morning - - - - - }	65.6	55.6	84.0	55.2	0.02					
20	9	20	10	56°5	58°0	S.E.	1.4	1.0											
20	15	20	16	Rain.	57°0	S.E. by E.	1.0	1.0											
20	21	20	22	57°9	59°5	S.E. by E.	0.8	1.0											
21	3	21	4	58°5	63°2	S.E.	2.2	0.8											
21	9	21	10	56°4	58°1	S.E. by E.	2.2	1.0	} Cloudy and fair during the day ; over- cast ; windy at night and in the morning }	65.2	55.2	86.6	54.3	0.00					
21	15	21	16	55°3	56°4	S.E. by E.	1.7	1.0											
21	21	21	22	Rain.	57°4	S.E.	1.2	1.0											
22	3	22	4	57°6	63°6	S.E. by S.	3.0	0.8	} Cloudy and fair during the day ; over- cast with thin, hazy mist at night and in the morning - - - }	65.4	55.5	83.7	53.0	0.00					
22	9	22	10	56°9	58°6	S.E. by S.	3.0	0.9											
22	15	22	16	53°6	56°4	S.E.	1.4	1.0											
22	21	22	22	55°0	58°4	S.E.	1.6	1.0											
23	3	23	4	57°4	62°7	S.E.	1.9	1.0											
23	9	23	10	54°8	58°0	S.E. by E.	1.4	1.0	} Overcast ; fair - - - - -	64.5	56.3	85.4	53.4	0.00					
Sunday.																			
24	15	24	16	55°8	56°7	S.E. by E.	0.8	1.0							} Overcast ; fair ; dull - - - - -	66.7	55.4	93.1	—
24	21	24	22	55°7	57°8	S.E.	1.4	1.0											
25	3	25	4	57°0	62°7	S.E. by S.	2.0	0.9	} Cloudy, with a little rain during the day ; overcast at night and in the morning - - - - - }	64.0	55.8	82.9	53.1	0.02					
25	9	25	10	54°9	57°1	S.E. by S.	2.8	1.0											
25	15	25	16	54°6	56°7	S.E.	2.0	1.0											
25	21	25	22	56°1	60°1	S.E. by E.	1.0	1.0											
26	3	26	4	57°3	62°5	S.E.	0.8	1.0											
26	9	26	10	56°8	57°8	S.E.	0.9	1.0	} Overcast ; fair - - - - -	65.9	56.3	85.4	53.3	0.00					
26	15	26	16	54°1	57°4	S.E.	0.8	1.0											
26	21	26	22	55°5	59°3	S.E.	1.2	1.0											
27	3	27	4	57°5	61°4	S.E. by S.	2.2	1.0	} Overcast ; windy ; hazy in the morn- ing - - - - - }	65.3	55.3	90.0	52.5	0.00					
27	9	27	10	56°0	57°7	S.E.	2.0	1.0											
27	15	27	16	54°0	56°5	S.E.	1.8	1.0											
27	21	27	22	54°8	58°4	S.E. by E.	2.0	1.0											

Mean Solar Time, Astronomical Reckoning.		Dew Point.	Standard Therm.	Wind.		Extent of Cloudy Sky.	Weather and Phenomena.	TEMPERATURE.				Rain.		
St. Helena.	Göttingen.			Direction.	Force.			Max. Therm.	Min. Therm.	Solar Rad.	Terres. Rad.			
NOVEMBER														
D.	H.	D.	H.	°	°	lbs.		°	°	°	°	In.		
28	3	28	4	58·6	64·3	S.E. by E.	2·2	1·0	} Cloudy and fine during the day and at night; overcast, windy in the morning }	65·4	56·0	85·7	52·8	0·00
28	9	28	10	55·7	57·9	S.E.	1·8	0·8						
28	15	28	16	55·9	56·8	S.E.	1·8	1·0						
28	21	28	22	56·7	59·6	S.E.	2·5	1·0	} Cloudy; fine during the day; windy; } overcast at night and in the morning }	66·8	56·8	89·8	53·4	0·00
29	3	29	4	59·4	64·7	S.E.	2·8	0·8						
29	9	29	10	56·9	58·4	S.E.	1·8	0·9						
29	15	29	16	55·4	57·3	S.E.	2·0	1·0	} Cloudy; fair - - - - - }	66·5	56·1	92·1	53·1	0·00
29	21	29	22	57·5	60·3	S.E. by E.	1·5	1·0						
30	3	30	4	58·8	65·2	E.S.E.	1·0	0·8						
30	9	30	10	57·2	59·0	S.E. by E.	1·7	0·9						
Sunday.														
DECEMBER														
1	15	1	16	52·5	57·7	S.E. by E.	1·2	1·0	} Overcast; a little rain in the morning - }	66·1	56·8	91·8	53·8	0·04
1	21	1	22	Rain.	60·3	S.E. by E.	1·2	1·0						
2	3	2	4	56·4	—	S.E. by E.	0·6	1·0	} Overcast; mist and light rain during the day; dull at night and in the morning }	65·1	56·5	87·0	56·1	0·04
2	9	2	10	57·0	58·0	S.E. by E.	0·8	1·0						
2	15	2	16	54·6	57·2	S.E.	0·9	1·0						
2	21	2	22	56·9	60·8	S.E.	1·0	1·0	} Cloudy and fair during the day; mist and light rain in the morning - - }	66·5	56·1	92·1	53·1	0·07
3	3	3	4	56·0	63·5	S.E.	0·3	0·9						
3	9	3	10	55·6	58·7	S.E.	1·8	0·7						
3	15	3	16	Rain.	57·6	S.E. by E.	0·9	1·0	} Cloudy and fair during the day; a little rain at night; windy and gloomy - }	66·1	56·1	89·0	—	0·02
3	21	3	22	56·6	58·6	S.E.	1·7	1·0						
4	3	4	4	59·0	62·0	S.E.	1·6	0·9						
4	9	4	10	Rain.	57·8	S.E.	1·6	1·0	} Cloudy and fair during the day; wet mist and rain in the morning - - }	66·2	55·5	89·5	—	0·03
4	15	4	16	55·6	57·3	S.E.	1·8	1·0						
4	21	4	22	56·5	59·6	S.E. by E.	1·7	1·0						
5	3	5	4	57·6	63·5	S.E. by E.	0·7	0·8	} Overcast; fair - - - - - }	66·5	56·4	95·8	—	0·00
5	9	5	10	56·1	58·4	S.E.	1·1	1·0						
5	15	5	16	Rain.	56·7	S.E.	0·9	1·0						
5	21	5	22	57·4	59·8	S.E. by E.	0·7	0·9	} Overcast; fair - - - - - }	66·5	56·4	95·8	—	0·00
6	3	6	4	58·4	62·1	S.E.	0·5	1·0						
6	9	6	10	Rain.	58·4	S.E.	0·6	1·0						
6	15	6	16	56·0	57·3	S.E.	0·6	1·0	} Cloudy; fine; sun clear - - - - }	66·3	57·8	87·9	—	0·00
6	21	6	22	56·7	61·1	S.E.	1·4	1·0						
7	3	7	4	57·4	64·8	S.E. by S.	0·8	0·8						
7	9	7	10	56·8	59·3	S.E.	0·6	0·7	} Overcast; misty at night and in the morning - - - - }	65·9	56·7	83·2	—	0·00
8	15	8	16	56·4	58·0	S.E.	1·7	1·0						
8	21	8	22	57·7	59·0	S.E.	2·6	1·0						
9	3	9	4	57·9	63·3	S.E.	2·1	1·0	} Overcast; dull; windy - - - - }	64·6	56·6	79·8	—	0·01
9	9	9	10	57·0	59·0	S.E.	1·2	1·0						
9	15	9	16	56·5	58·0	S.E.	1·8	1·0						
9	21	9	22	56·9	59·5	S.E.	2·1	1·0	} Overcast; fair; brisk wind in the morning }	65·1	56·7	83·7	55·1	0·00
10	3	10	4	59·5	62·5	S.E.	1·4	1·0						
10	9	10	10	56·6	58·5	S.E. by S.	1·4	1·0						
10	15	10	16	56·4	57·6	S.E. by S.	2·7	1·0	} Cloudy; fair during the day; overcast at night and in the morning - - }	—	58·4	94·5	—	0·00
10	21	10	22	57·7	60·6	S.E.	3·0	1·0						
11	3	11	4	60·1	63·7	S.E. by S.	0·9	0·9						
11	9	11	10	57·2	59·0	S.E.	0·8	0·7	} Cloudy; fair; nearly calm in the morning }	69·1	57·3	97·8	54·1	0·00
11	15	11	16	55·4	58·0	S.E.	0·8	0·9						
11	21	11	22	56·6	61·6	S.E.	1·5	0·9						
12	3	12	4	55·5	67·4	S.E.	0·8	0·5	} Nearly calm; fine bright day and fine night; overcast in the morning - }	70·2	57·7	104·4	55·0	0·00
12	9	12	10	57·5	60·2	S.E.	0·7	0·7						
12	15	12	16	55·6	58·4	S.E.	0·7	0·8						
12	21	12	22	55·5	62·6	S.E.	0·8	0·8	} Cloudy; fair - - - - - }	67·8	57·9	90·2	—	0·00
13	3	13	4	53·1	68·2	S.E.	0·3	0·1						
13	9	13	10	55·1	60·5	S.E.	0·2	0·3						
13	15	13	16	53·5	58·7	S.E.	0·7	0·7	} Overcast; mist and rain at night and in the morning - - - - }	66·9	57·9	89·1	56·9	0·04
13	21	13	22	55·6	61·4	S.E. by E.	1·0	1·0						
14	3	14	4	57·0	66·6	S.E.	1·0	0·7						
14	9	14	10	56·4	59·7	S.E.	2·2	0·7						
Sunday.														
15	15	15	16	58·5	59·1	S.E. by E.	0·2	1·0	} Overcast; mist and rain at night and in the morning - - - - }	66·9	57·9	89·1	56·9	0·04
15	21	15	22	59·0	60·7	S.E.	0·2	1·0						

Mean Solar Time, Astronomical Reckoning.		Dew Point.	Standard Therm.	Wind.		Extent of Cloudy Sky.	Weather and Phenomena.	TEMPERATURE.				Rain.	
St. Helena.	Göttingen.			Direction.	Force.			Max. Therm.	Min. Therm.	Solar Rad.	Terres. Rad.		
DECEMBER													
D.	H.	D.	H.	°	°	lbs.		°	°	°	°	In.	
16	3	16	4	60.4	63.7	S.E. 0.7	1.0						
16	9	16	10	Rain.	60.4	S.E. 0.4	1.0	} Overcast; misty, with showers	65.1	57.8	77.9	—	0.02
16	15	16	16	Rain.	58.9	S.E. by E. 0.4	0.9						
16	21	16	22	58.4	60.4	S.E. by E. 1.2	1.0						
17	3	17	4	60.4	64.0	S.E. by E. 0.5	1.0	} Overcast; fair; dull	66.6	58.5	88.4	—	0.00
17	9	17	10	58.1	59.9	S.E. by E. 0.4	1.0						
17	15	17	16	57.8	59.3	E.S.E. 0.6	1.0						
17	21	17	22	60.2	62.5	S.E. 0.8	1.0	} Cloudy; fair during the day; overcast at night and in the morning	68.9	57.6	98.8	—	0.00
18	3	18	4	60.0	66.1	S.E. by E. 0.6	0.8						
18	9	18	10	59.5	60.8	S.E. 0.3	0.8						
18	15	18	16	58.6	59.4	S.E. 1.3	0.9	} Cloudy; fine	70.6	58.5	101.7	58.5	0.00
18	21	18	22	58.3	62.1	S.E. by E. 0.9	1.0						
19	3	19	4	61.5	69.0	S.E. by E. 0.4	0.7						
19	9	19	10	59.4	61.1	S.E. 0.2	0.5	} Cloudy; fine during the day; overcast; windy at night and in the morning	68.9	59.2	88.0	—	0.00
19	15	19	16	58.3	59.8	S.E. 0.3	0.9						
19	21	19	22	55.5	63.0	S.E. by S. 2.7	0.9						
20	3	20	4	58.2	67.8	S.E. by S. 2.3	0.5	} Overcast; fair; dull	66.9	59.0	82.0	—	0.00
20	9	20	10	—	61.9	S.E. 2.2	0.9						
20	15	20	16	58.6	60.4	S.E. by S. 2.0	0.9						
20	21	20	22	58.2	62.1	S.E. 3.0	1.0	} Overcast; fair; dull	66.9	59.0	82.0	—	0.00
21	3	21	4	58.4	63.8	S.E. 2.0	1.0						
21	9	21	10	59.2	61.0	S.E. 3.2	0.9						
Sunday.													
22	15	22	16	60.0	60.3	S.E. by E. 1.0	1.0	} Overcast; misty at night	66.8	58.9	86.1	58.1	0.02
22	21	22	22	59.7	63.2	S.E. 2.2	0.9						
23	3	23	4	59.6	63.3	S.E. by E. 1.8	0.9						
23	9	23	10	59.4	60.5	S.E. by E. 1.8	1.0	} Cloudy; fine during the day; overcast at night; windy in the morning	67.4	59.0	87.4	—	0.00
23	15	23	16	59.5	60.0	S.E. 1.5	1.0						
23	21	23	22	61.4	63.2	S.E. 2.5	1.0						
24	3	24	4	Rain.	62.8	S.E. 2.0	0.9	} Overcast; thick wet mist and rain	67.2	58.8	83.7	58.0	0.26
24	9	24	10	60.5	60.7	S.E. 2.1	1.0						
24	15	24	16	Rain.	60.0	S.E. by E. 2.1	1.0						
24	21	24	22	60.4	60.5	S.E. 1.9	1.0	} Overcast; fair; showery in the morning	68.1	58.0	91.1	56.5	0.01
25	3	25	4	—	—	S.E. 1.7	—						
25	9	25	10	—	—	S.E. 2.0	—						
25	15	25	16	—	—	—	—	} Overcast; fair; showery in the morning	68.1	58.0	91.1	56.5	0.01
25	21	25	22	—	—	S.E. by S. 2.2	—						
26	3	26	4	60.6	61.7	S.E. 1.8	1.0						
26	9	26	10	59.4	59.7	S.E. 1.5	1.0	} Overcast; windy; wet mist and showers	64.6	57.4	78.0	56.7	0.02
26	15	26	16	57.6	58.5	S.E. 1.6	1.0						
26	21	26	22	56.2	61.6	S.E. by E. 3.0	1.0						
27	3	27	4	61.4	66.7	S.E. by E. 2.1	0.9	} Overcast; fair; showery in the morning	68.1	58.0	91.1	56.5	0.01
27	9	27	10	58.0	60.1	S.E. 1.9	0.8						
27	15	27	16	56.9	59.1	S.E. 2.0	1.0						
27	21	27	22	58.2	61.1	S.E. 2.6	1.0	} Overcast; fair; showery in the morning	68.1	58.0	91.1	56.5	0.01
28	3	28	4	59.6	67.4	S.E. 1.5	1.0						
28	9	28	10	59.5	61.0	S.E. by E. 1.0	0.8						
Sunday.													
29	15	29	16	Rain.	60.0	S.E. by E. 1.5	1.0	} Overcast; misty at night and in the morning	68.0	58.3	97.1	—	0.00
29	21	29	22	58.9	61.4	S.E. 1.8	1.0						
30	3	30	4	61.0	64.5	S.E. by E. 1.0	0.9						
30	9	30	10	59.5	60.6	S.E. by E. 1.2	1.0	} Overcast; fair; dull	67.8	58.4	93.9	56.0	0.01
30	15	30	16	56.3	59.3	S.E. by E. 1.0	1.0						
30	21	30	22	59.6	61.3	S.E. by E. 1.4	1.0						
31	3	31	4	57.7	64.5	S.E. by E. 1.1	1.0	} Overcast; fair; dull	65.9	58.2	86.3	—	0.00
31	9	31	10	59.4	60.7	S.E. 1.2	1.0						
31	15	31	16	56.2	59.5	S.E. by S. 1.0	1.0						
31	21	31	22	57.0	61.2	S.E. 1.9	1.0						

* Christmas Day.

Mean Solar Time, Astronomical Reckoning.		Dew Point.	Standard Therm.	Wind.		Extent of Cloudy Sky.	Weather and Phenomena.	TEMPERATURE.				Rain.			
St. Helena.	Göttingen.			Direction.	Force.			Max. Therm.	Min. Therm.	Solar Rad.	Terres. Rad.				
JANUARY.															
D.	H.	°	°		lbs.			°	°	°	°	In.			
1	3	1	4	57.9	65.8	S.E. by E.	0.7	0.9							
1	9	1	10	58.5	60.9	S.E. by E.	0.6	0.7	} Overcast; fair; dull - - - -	67.6	58.7	93.3	57.8	0.00	
1	15	1	16	58.9	59.7	S.E.	0.6	1.0							
1	21	1	22	55.7	62.5	S.E. by E.	0.7	1.0							
2	3	2	4	57.9	66.5	S.E.	0.8	0.9	} Overcast; fair; windy in the morning -	68.5	57.6	91.1	57.1	0.00	
2	9	2	10	56.9	60.5	S.E.	1.3	0.9							
2	15	2	16	55.4	60.3	S.E.	0.9	1.0							
2	21	2	22	55.6	61.8	S.E.	3.0	1.0	} Cloudy; fair during the day; a little rain in the morning - - - -	68.9	58.9	93.0	—	0.01	
3	3	3	4	59.5	66.9	S.E.	2.2	0.8							
3	9	3	10	59.5	61.0	S.E.	2.0	0.9							
3	15	3	16	59.5	60.6	S.E. by E.	1.8	1.0	} Cloudy; fair during the day; thick mist at night - - - -	68.9	59.0	90.9	—	0.00	
3	21	3	22	59.2	61.6	S.E. by E.	1.8	0.8							
4	3	4	4	60.9	67.7	S.E. by E.	0.9	0.9							
4	9	4	10	57.4	62.1	S.E. by E.	1.1	1.0							
Sunday.															
5	15	5	16	58.4	59.5	S.E. by E.	0.9	1.0	} Overcast; fair - - - -	68.4	58.1	93.9	57.9	0.02	
5	21	5	22	57.9	61.6	S.E. by E.	0.9	1.0							
6	3	6	4	59.6	66.0	S.E. by S.	1.0	0.9	} Cloudy; fair; dull - - - -	69.0	58.1	91.0	—	0.00	
6	9	6	10	58.8	60.8	S.E.	0.9	0.8							
6	15	6	16	56.7	59.9	S.E.	1.0	0.6							
6	21	6	22	59.5	63.1	S.E. by S.	1.7	1.0	} Cloudy; fair during the day; overcast at night and in the morning -	70.0	59.1	97.7	—	0.00	
7	3	7	4	58.5	67.0	S.E.	0.8	0.8							
7	9	7	10	58.6	61.5	S.E. by S.	0.9	0.7							
7	15	7	16	58.5	60.4	S.E.	0.9	1.0	} Fine and clear during the day; overcast at night and in the morning - -	71.8	59.5	102.2	—	0.00	
7	21	7	22	57.5	64.4	S.E.	0.9	1.0							
8	3	8	4	58.9	69.4	S.E. by E.	0.9	0.5							
8	9	8	10	61.1	63.1	S.E.	0.2	1.0	} Fine and cloudy during the day; overcast at night; wet mist in the morning -	70.8	59.5	99.1	59.2	0.06	
8	15	8	16	57.9	60.5	S.E.	1.8	0.9							
8	21	8	22	58.4	64.6	S.E.	1.9	0.9							
9	3	9	4	61.7	68.6	S.E. by S.	1.6	0.6	} Overcast; fair during the day; wet mist at night and in the morning - -	67.0	58.7	88.0	—	0.08	
9	9	9	10	59.8	62.5	S.E. by E.	1.2	1.0							
9	15	9	16	60.5	61.4	S.E.	2.0	1.0							
9	21	9	22	Rain.	61.1	S.E.	2.6	1.0	} Overcast; mist and drizzling rain -	65.9	58.6	80.8	56.2	0.04	
10	3	10	4	61.8	64.8	S.E. by E.	1.7	0.9							
10	9	10	10	Rain.	61.4	S.E. by E.	1.8	1.0							
10	15	10	16	60.1	60.4	S.E. by E.	2.2	1.0							
10	21	10	22	60.4	62.2	S.E. by E.	2.4	1.0							
11	3	11	4	61.5	64.1	S.E. by E.	1.7	1.0							
11	9	11	10	60.7	60.8	S.E. by E.	1.6	1.0							
Sunday.															
12	15	12	16	57.0	60.2	S.E.	1.8	1.0	} Overcast; windy in the morning - -	66.7	59.5	88.0	58.3	0.02	
12	21	12	22	57.8	61.8	S.E. by E.	1.7	1.0							
13	3	13	4	61.4	66.7	S.E.	1.2	1.0	} Overcast; fair; brisk wind in the morn- ing - - - -	69.0	58.9	93.8	—	0.00	
13	9	13	10	60.0	61.6	S.E.	0.8	0.8							
13	15	13	16	Rain.	60.6	S.E.	1.4	1.0							
13	21	13	22	59.0	61.9	S.E. by E.	2.0	1.0	} Overcast; dull; windy - - - -	66.9	58.6	84.8	—	0.01	
14	3	14	4	60.7	63.0	S.E.	2.7	1.0							
14	9	14	10	58.0	60.7	S.E. by E.	2.7	1.0							
14	15	14	16	59.7	61.1	S.E.	2.8	1.0	} Overcast; fair - - - -	67.0	59.6	86.3	57.7	0.01	
14	21	14	22	62.1	62.2	S.E. by E.	3.0	1.0							
15	3	15	4	60.4	62.9	S.E.	2.0	1.0							
15	9	15	10	58.2	61.0	S.E. by E.	1.8	1.0	} Cloudy; fine during the day; overcast in the night and in the morning -	70.5	59.7	97.0	58.8	0.00	
15	15	15	16	57.1	60.4	S.E.	1.8	1.0							
15	21	15	22	57.3	63.2	S.E. by E.	1.4	1.0							
16	3	16	4	61.1	68.4	S.E. by E.	1.2	0.8	} Overcast; calm during the day; windy in the morning - - - -	66.4	59.5	83.5	56.9	0.00	
16	9	16	10	60.3	62.2	S.E. by E.	0.8	0.7							
16	15	16	16	58.5	61.1	S.E.	1.6	1.0							
16	21	16	22	59.4	62.4	S.E.	1.7	1.0							
17	3	17	4	59.6	65.4	S.E. by E.	0.4	1.0							
17	9	17	10	60.3	61.6	S.E. by E.	0.2	0.9							
17	15	17	16	59.1	60.6	S.E.	1.2	1.0							
17	21	17	22	58.9	62.3	S.E. by E.	2.5	1.0							

Mean Solar Time, Astronomical Reckoning.		Dew Point.	Standard Therm.	Wind.		Extent of Cloudy Sky.	Weather and Phenomena.	TEMPERATURE.				Rain.		
St. Helena.	Göttingen.			Direction.	Force.			Max. Therm.	Min. Therm.	Solar Rad.	Terres. Rad.			
JANUARY.														
D.	H.	°	°		lbs.			°	°	°	°	In.		
18	3	18	4	60·7	64·4	S.E.	2·4	1·0						
18	9	18	10	60·0	61·6	S.E. by S.	3·2	1·0	Overcast ; fair ; dull	67·6	58·7	87·9	—	0·00
Sunday.														
19	15	19	16	59·5	60·4	S.E.	2·0	1·0	Overcast ; misty in the night and in the morning	66·3	59·0	79·1	56·5	0·01
19	21	19	22	59·7	61·0	S.E. by E.	1·9	1·0						
20	3	20	4	60·8	64·7	S.E.	1·9	1·0	Overcast ; windy ; a little rain at night	67·2	59·1	87·6	—	0·01
20	9	20	10	58·4	61·3	S.E. by E.	2·9	1·0						
20	15	20	16	58·5	60·1	S.E. by E.	3·0	1·0						
20	21	20	22	58·2	63·4	S.E. by E.	2·8	0·9						
21	3	21	4	61·6	66·9	S.E.	1·6	1·0	Overcast ; fair	69·4	58·7	81·7	—	0·01
21	9	21	10	59·4	61·6	S.E.	1·5	1·0						
21	15	21	16	55·9	60·4	S.E. by E.	0·6	1·0	Overcast ; fair ; a little rain in the early part of the morning	68·8	58·3	93·1	—	0·09
21	21	21	22	58·5	62·0	S.E. by E.	1·1	1·0						
22	3	22	4	60·2	65·4	S.E. by E.	1·0	1·0						
22	9	22	10	60·0	61·7	S.E. by E.	1·0	1·0	Cloudy during the day ; overcast at night and in the morning	69·1	59·5	77·2	55·0	0·00
22	15	22	16	59·5	60·1	S.E.	1·3	1·0						
22	21	22	22	60·0	61·6	S.E.	1·8	1·0	Cloudy ; fair during the day ; overcast at night ; a little rain in the morning	71·2	58·5	101·9	56·1	0·03
23	3	23	4	61·5	66·8	S.E. by S.	2·1	0·7						
23	9	23	10	58·7	61·0	S.E.	1·9	0·7	Cloudy ; fair	68·7	59·7	95·0	58·0	0·02
23	15	23	16	58·4	60·6	S.E.	2·1	0·9						
23	21	23	22	58·4	62·5	S.E. by E.	1·1	1·0	Overcast ; fair	69·6	60·1	95·8	58·2	0·01
24	3	24	4	59·1	68·6	S.E.	0·6	0·9						
24	9	24	10	59·8	62·8	S.E.	0·5	0·8	Overcast during the day ; fine bright evening ; overcast in the morning	70·4	59·1	82·4	54·6	0·00
24	15	24	16	59·4	60·6	S.E.	0·8	1·0						
24	21	24	22	61·5	63·3	S.E. by E.	0·9	1·0	Cloudy ; fair	69·6	58·6	90·8	54·0	0·00
25	3	25	4	61·8	64·4	S.E. by E.	0·6	0·9						
25	9	25	10	60·8	62·1	S.E. by E.	0·5	0·9	Overcast during the day ; fair and dull in the morning	70·6	59·7	94·5	56·1	0·00
Sunday.														
26	15	26	16	59·4	61·3	S.E.	1·3	1·0	Cloudy ; fair	68·1	59·4	96·0	54·4	0·00
26	21	26	22	58·5	62·8	S.E. by E.	1·3	1·0						
27	3	27	4	59·0	65·6	S.E. by E.	0·4	1·0	Cloudy ; fair during the day ; overcast at night and in the morning	71·0	60·1	103·0	58·1	0·00
27	9	27	10	59·3	61·4	S.E.	0·4	0·8						
27	15	27	16	57·8	60·8	S.E.	1·1	0·8	Cloudy ; fair	69·6	58·6	90·8	54·0	0·00
27	21	27	22	57·8	63·8	S.E. by E.	0·9	0·8						
28	3	28	4	59·3	68·6	S.E.	1·2	0·7	Overcast during the day ; fine bright evening ; overcast in the morning	70·4	59·1	82·4	54·6	0·00
28	9	28	10	60·7	62·8	S.E.	1·1	0·9						
28	15	28	16	54·6	61·2	S.E.	1·6	1·0	Cloudy ; fair	69·6	58·6	90·8	54·0	0·00
28	21	28	22	55·4	63·5	S.E. by E.	2·1	1·0						
29	3	29	4	61·0	66·2	S.E. by E.	0·8	0·9	Overcast during the day ; fine bright evening ; overcast in the morning	70·4	59·1	82·4	54·6	0·00
29	9	29	10	59·0	62·0	S.E. by E.	0·8	0·9						
29	15	29	16	58·6	60·0	S.E. by E.	0·8	0·7	Cloudy ; fair	69·6	58·6	90·8	54·0	0·00
29	21	29	22	56·5	62·7	S.E. by E.	1·1	0·9						
30	3	30	4	59·6	69·3	—	—	0·9	Overcast during the day ; fine bright evening ; overcast in the morning	70·4	59·1	82·4	54·6	0·00
30	9	30	10	59·0	61·4	S.E. by S.	—	0·3						
30	15	30	16	59·8	60·7	S.E. by S.	1·6	0·9	Cloudy during the day and at night ; overcast in the morning	71·0	59·5	98·0	55·4	0·00
30	21	30	22	60·6	63·0	S.E. by S.	2·1	0·9						
31	3	31	4	63·1	68·7	S.E. by S.	1·1	0·7	Overcast during the day ; fine bright evening ; overcast in the morning	70·4	59·1	82·4	54·6	0·00
31	9	31	10	60·3	61·9	S.E. by S.	0·6	0·5						
31	15	31	16	59·8	60·9	S.E.	1·2	0·9	Cloudy ; fair	69·6	58·6	90·8	54·0	0·00
31	21	31	22	61·6	63·2	S.E.	1·1	1·0						
FEBRUARY.														
1	3	1	4	62·6	70·5	S.E.	0·7	0·7	Cloudy and fine during the day ; cloudy at night	71·6	59·8	100·0	56·2	0·00
1	9	1	10	60·5	62·6	S.E.	0·8	0·7						
Sunday.														
2	15	2	16	52·0	60·2	S.E.	0·5	0·9	Overcast ; dark at night ; fair and dull in the morning	70·6	59·7	94·5	56·1	0·00
2	21	2	22	56·4	62·6	E.S.E.	0·4	0·9						
3	3	3	4	59·6	69·4	E.S.E.	0·2	0·8	Fine and clear during the day ; overcast at night ; hazy mist in the morning	72·3	58·1	99·2	—	0·00
3	9	3	10	58·5	62·6	—	0·0	0·5						
3	15	3	16	55·0	61·7	—	0·0	1·0	Overcast during the day ; fine bright evening ; overcast in the morning	70·4	59·1	82·4	54·6	0·00
3	21	3	22	60·5	62·8	—	0·0	1·0						

Mean Solar Time, Astronomical Reckoning.		Dew Point.	Standard Therm.	Wind.		Extent of Cloudy Sky.	Weather and Phenomena.	TEMPERATURE.				Rain.								
St. Helena.	Göttingen.			Direction.	Force.			Max. Therm.	Min. Therm.	Solar Rad.	Terres. Rad.									
FEBRUARY.																				
D.	H.	D.	H.	°	°		lbs.								In.					
4	3	4	4	60.9	66.1	S. by E.	0.3	0.9	} Nearly calm; fine during the day; over- cast at night and in the morning	71.0	60.0	100.1	—	0.01						
4	9	4	10	59.6	62.8	S.E.	0.3	0.6												
4	15	4	16	56.8	61.3	S.E.	0.3	1.0												
4	21	4	22	55.2	64.0	S.E. by S.	0.3	1.0												
5	3	5	4	56.8	71.0	S.S.E.	0.7	0.2	} Very fine during the day; cloudy and calm at night; cloudy in the morning	73.1	59.9	104.1	56.3	0.00						
5	9	5	10	59.5	62.9	S.S.E.	0.3	0.6												
5	15	5	16	59.9	62.4	S. by E.	0.2	0.9												
5	21	5	22	58.2	65.2	S.E. by S.	0.7	0.9												
6	3	6	4	60.3	68.4	S.S.E.	0.9	0.9	} Overcast and fair during the day; over- cast at night; misty in the morning -	71.5	60.6	100.5	57.0	0.00						
6	9	6	10	61.0	63.2	S.S.E.	0.1	0.7												
6	15	6	16	56.1	62.5	S.E.	0.6	1.0												
6	21	6	22	60.6	64.7	S.S.E.	1.0	0.8												
7	3	7	4	61.9	69.3	S.E. by S.	1.2	1.0	} Overcast; fair during the day; dull in the morning	70.6	61.6	91.2	—	0.00						
7	9	7	10	61.5	63.5	S.E.	1.2	0.8												
7	15	7	16	60.1	63.2	S.E.	0.9	1.0												
7	21	7	22	61.2	64.5	S.E. by S.	1.0	1.0												
8	3	8	4	62.6	70.2	S.S.E.	1.1	1.0	} Overcast; fair; windy at night - - -	72.6	60.4	98.1	—	0.00						
8	9	8	10	61.4	63.6	S.S.E.	1.9	0.8												
Sunday.																				
9	15	9	16	59.6	61.3	S.E. by S.	1.1	0.8							} Overcast; dark at night; misty in the morning - - -	73.2	60.0	104.8	—	0.06
9	21	9	22	61.7	64.4	S.E.	1.3	0.9												
10	3	10	4	63.0	68.7	S.E.	1.5	0.6	} Cloudy; fine during the day; mild and nearly calm in the morning - - -	71.6	60.6	100.8	60.2	0.00						
10	9	10	10	61.0	63.3	S.E. by S.	1.0	0.9												
10	15	10	16	60.5	61.6	S.S.E.	0.2	0.8												
10	21	10	22	61.9	65.2	S.S.E.	0.5	1.0												
11	3	11	4	63.9	69.0	S.E. by S.	0.2	0.9	} Cloudy and fine during the day; calm and bright at night; mist and rain in the morning - - -	71.8	61.2	98.0	59.8	0.04						
11	9	11	10	61.4	64.1	—	0.0	0.3												
11	15	11	16	62.5	63.3	S.S.E.	0.1	0.9												
11	21	11	22	Rain	63.0	S.E.	1.1	0.9												
12	3	12	4	62.9	69.9	S.E. by S.	1.0	0.7	} Cloudy and fine during the day; overcast at night; mist and rain in the morn- ing - - -	73.1	60.5	104.8	58.2	0.09						
12	9	12	10	62.5	64.2	S.E.	1.1	1.0												
12	15	12	16	Rain	63.1	S.E. by S.	1.0	1.0												
12	21	12	22	60.9	63.0	S.E. by E.	1.3	1.0												
13	3	13	4	61.9	70.2	S.E. by S.	0.9	0.8	} Cloudy and fine during the day; over- cast; light rain and mist at night and in the morning - - -	71.7	60.7	98.2	57.0	0.04						
13	9	13	10	62.1	64.0	S.E. by S.	0.5	0.7												
13	15	13	16	Rain	62.6	S.E.	0.3	1.0												
13	21	13	22	63.1	64.5	S.E. by E.	0.5	1.0												
14	3	14	4	63.3	69.2	S.E.	0.8	1.0	} Overcast; fair during the day; misty in the morning - - -	71.2	59.6	97.6	—	0.01						
14	9	14	10	62.0	64.1	S.E.	0.7	0.9												
14	15	14	16	62.2	63.5	S.S.E.	0.8	1.0												
14	21	14	22	62.9	64.2	S.E.	1.2	1.0												
15	3	15	4	63.6	67.0	S.E. by S.	1.2	1.0	} Overcast; fair - - - - -	69.8	59.9	86.1	59.2	0.03						
15	9	15	10	61.4	63.0	S.E. by S.	1.2	0.9												
Sunday.																				
16	15	16	16	Rain	63.5	S.E. by S.	1.5	1.0							} Overcast; light rain and mist at night; cloudy in the morning - - -	71.4	61.9	94.3	60.3	0.05
16	21	16	22	64.4	65.0	S.E. by S.	2.1	0.9												
17	3	17	4	62.8	68.5	S.E. by S.	1.3	0.8	} Cloudy and fair during the day; windy at night; passing mist in the morning	71.4	61.0	96.0	—	0.00						
17	9	17	10	61.2	63.4	S.E. by S.	1.1	0.8												
17	15	17	16	60.7	62.6	S.E.	1.5	1.0												
17	21	17	22	62.5	64.5	S.E. by S.	1.2	1.0												
18	3	18	4	62.1	71.8	S.E.	1.2	0.5	} Very fine during the day; cloudy at night; cloudy and fine in the morning	73.2	62.3	101.2	59.4	0.00						
18	9	18	10	62.5	64.9	S.E. by S.	0.1	0.7												
18	15	18	16	62.3	63.9	S.E. by S.	0.1	1.0												
18	21	18	22	—	65.9	S.S.E.	1.7	0.8												
19	3	19	4	61.3	70.1	S.E. by S.	1.3	0.9	} Overcast; fair and dull - - - - -	71.3	61.7	91.1	60.0	0.00						
19	9	19	10	62.6	64.6	S.E. by S.	0.9	1.0												
19	15	19	16	60.6	63.2	S.S.E.	0.8	1.0												
19	21	19	22	60.9	64.6	S.S.E.	1.4	1.0												
20	3	20	4	64.0	69.7	S.E. by S.	1.2	0.7	} Cloudy and fine during the day; over- cast at night and in the morning - -	71.8	61.7	94.1	60.2	0.00						
20	9	20	10	61.0	64.0	S.E. by S.	1.0	0.8												
20	15	20	16	60.4	63.0	S.E. by S.	0.8	1.0												
20	21	20	22	60.8	65.1	S.E. by S.	1.4	1.0												

Mean Solar Time, Astronomical Reckoning.		Dew Point.	Standard Therm.	Wind.		Extent of Cloudy Sky.	Weather and Phenomena.	TEMPERATURE.				Rain.	
St. Helena.	Göttingen.			Direction.	Force.			Max. Therm.	Min. Therm.	Solar Rad.	Terres. Rad.		
FEBRUARY.													
D.	H.	D.	H.	°	°	lbs.							In.
21	3	21	4	61·8	70·8	1·4	0·9	} Cloudy during the day ; overcast and showery at night ; dull in the morn- ing	72·9	61·3	99·1	57·0	0·05
21	9	21	10	61·9	64·7	1·2	0·9						
21	15	21	16	61·0	62·8	1·1	0·9						
21	21	21	22	61·7	64·5	1·1	1·0	} Overcast ; fair during the day ; misty at night	71·6	61·4	93·1	59·6	0·08
22	3	22	4	64·2	69·6	0·4	1·0						
22	9	22	10	63·1	65·0	0·5	1·0	} Overcast ; windy ; thin mist	70·4	61·0	88·8	—	0·00
Sunday.													
23	15	23	16	60·6	62·6	1·6	1·0						
23	21	23	22	61·1	64·2	1·5	1·0	} Overcast ; fair during the day ; cloudy, with brisk wind in the morning	71·4	61·9	94·8	58·0	0·00
24	3	24	4	61·8	68·7	1·5	0·9						
24	9	24	10	61·8	64·1	1·3	0·8						
24	15	24	16	60·4	62·6	1·4	0·9	} Cloudy and fine during the day ; over- cast ; nearly calm at night ; misty in the morning	72·2	60·9	98·8	—	0·05
24	21	24	22	61·4	66·4	2·2	0·9						
25	3	25	4	62·8	69·1	1·3	0·8	} Cloudy during the day ; overcast ; thick mist, and rain in the night and morn- ing	72·1	60·8	99·2	60·4	0·18
25	9	25	10	63·0	64·8	0·2	1·0						
25	15	25	16	61·8	63·6	0·1	1·0						
25	21	25	22	64·0	64·6	0·2	1·0	} Overcast ; thick mist and rain	68·6	61·1	84·9	58·9	0·07
26	3	26	4	Rain.	67·6	0·3	0·9						
26	9	26	10	61·6	63·1	1·1	1·0						
26	15	26	16	Rain.	62·0	1·5	1·0	} Overcast ; fair during the day ; misty in the morning	70·0	61·0	88·2	58·2	0·03
26	21	26	22	62·4	63·1	1·9	1·0						
27	3	27	4	65·1	66·2	1·3	1·0	} Overcast ; fair during the day ; fine and bright at night	71·1	61·4	96·8	58·2	0·02
27	9	27	10	62·8	63·1	1·5	1·0						
27	15	27	16	60·4	62·3	1·3	1·0						
27	21	27	22	63·9	64·0	1·0	1·0	} Overcast at night ; cloudy in the morn- ing	71·9	60·7	100·2	58·0	0·00
28	3	28	4	63·6	69·1	1·3	0·9						
28	9	28	10	61·6	63·5	1·4	1·0	} Cloudy ; fair	71·6	60·9	109·9	56·1	0·00
28	15	28	16	60·9	62·6	1·5	0·9						
28	21	28	22	Rain.	62·4	1·6	1·0						
MARCH.													
1	3	1	4	62·5	69·6	0·8	0·8	} Cloudy and fine during the day ; over- cast at night and in the morning	72·8	61·2	103·7	59·6	0·00
1	9	1	10	62·4	63·4	1·5	0·5						
Sunday.													
2	15	2	16	61·5	62·6	1·5	0·9	} Overcast ; fair ; nearly calm	70·2	61·0	90·8	59·2	0·03
2	21	2	22	59·6	66·2	2·0	0·8						
3	3	3	4	61·1	69·3	1·2	0·9	} Fine ; nearly calm	70·2	60·4	92·9	59·0	0·00
3	9	3	10	61·0	63·4	0·6	0·9						
3	15	3	16	59·4	61·4	0·6	0·7						
3	21	3	22	61·4	66·2	0·7	0·7	} Cloudy and fine during the day ; over- cast at night and in the morning	72·8	61·2	103·7	59·6	0·00
4	3	4	4	62·8	70·4	1·3	0·5						
4	9	4	10	61·8	64·6	1·0	0·6	} Overcast ; fair ; nearly calm	70·2	61·0	90·8	59·2	0·03
4	15	4	16	61·5	63·1	0·4	1·0						
4	21	4	22	62·8	64·6	0·8	1·0						
5	3	5	4	64·3	68·5	0·6	1·0	} Cloudy and fine during the day ; bright at night ; overcast in the morning	70·6	61·0	94·5	55·5	0·00
5	9	5	10	62·1	63·5	0·4	0·9						
5	15	5	16	61·2	62·6	0·2	1·0	} Cloudy ; fine ; bright at night	71·6	61·2	95·3	60·0	0·00
5	21	5	22	62·5	64·7	0·3	0·9						
6	3	6	4	62·5	67·8	0·4	0·9						
6	9	6	10	59·9	63·4	0·2	0·4	} Cloudy and fair at night ; fine and brisk in the morning	71·8	61·1	98·1	58·1	0·00
6	15	6	16	61·0	61·9	0·3	0·4						
6	21	6	22	54·5	65·0	0·5	0·8	} Cloudy ; fine ; bright at night	71·6	61·2	95·3	60·0	0·00
7	3	7	4	61·4	68·8	1·4	0·9						
7	9	7	10	60·7	63·4	1·3	0·6						
7	15	7	16	56·4	62·4	1·3	0·6	} Cloudy ; fine ; bright at night	71·6	61·2	95·3	60·0	0·00
7	21	7	22	56·9	65·1	1·4	1·0						
8	3	8	4	61·2	74·4	1·3	0·3	} Cloudy ; fine ; bright at night	71·6	61·2	95·3	60·0	0·00
8	9	8	10	59·8	63·8	1·6	0·4						
Sunday.													
9	15	9	16	60·4	62·2	1·5	0·5	} Cloudy and fair at night ; fine and brisk in the morning	71·8	61·1	98·1	58·1	0·00
9	21	9	22	62·8	65·8	1·7	0·9						

Mean Solar Time, Astronomical Reckoning.		Dew Point.	Standard Therm.	Wind.		Extent of Cloudy Sky.	Weather and Phenomena.	TEMPERATURE.				Rain.		
St. Helena.	Göttingen.			Direction.	Force.			Max. Therm.	Min. Therm.	Solar Rad.	Terres. Rad.			
MARCH.		°	°		lbs.			°	°	°	°	In.		
D.	H.	D.	H.											
10	3	10	4	62°5	69°4	S.S.E.	0·8	0·6	} Cloudy; fine during the day; nearly calm at night and in the morning - }	71·2	61·9	98·1	57·9	0·00
10	9	10	10	59°4	63°4	S.S.E.	0·7	0·7						
10	15	10	16	60°7	62°2	S.S.E.	0·5	0·8						
10	21	10	22	61°5	64°2	S.S.E.	0·7	0·9	} Cloudy and fair during the day and at night; morning very fine - - }	70·8	61·0	95·9	57·5	0·00
11	3	11	4	63°9	68°5	S.S.E.	0·4	0·9						
11	9	11	10	62°5	63°9	S.S.E.	0·2	0·7						
11	15	11	16	61°6	62°4	S.S.E.	0·4	0·6	} Cloudy and fine during the day; over- cast at night; windy in the morning - }	71·2	61·7	94·1	58·8	0·00
11	21	11	22	59°8	65°2	S.S.E.	1·5	0·5						
12	3	12	4	63°0	69°1	S.S.E.	1·3	0·7						
12	9	12	10	62°5	64°0	S.S.E.	1·5	0·7	} Overcast, dull during the day; windy at night; mist and rain in the morning - }	71·8	62·1	98·4	60·2	0·00
12	15	12	16	59°8	62°4	S.E. by S.	2·0	0·9						
12	21	12	22	61°5	65°7	S.E.	1·7	0·9						
13	3	13	4	64°5	68°1	S.E. by S.	1·7	0·9	} Overcast; windy; light mist - - - }	67·9	61·2	77·9	—	0·02
13	9	13	10	62°5	63°7	S.E. by S.	2·2	1·0						
13	15	13	16	61°6	62°9	S.E. by S.	3·0	0·9						
13	21	13	22	Rain.	64°6	S.E. by S.	2·2	0·8	} Overcast; dull - - - - - }	67·2	61·6	79·2	61·5	0·06
14	3	14	4	64°6	66°8	S.E. by S.	1·7	1·0						
14	9	14	10	64°1	64°4	S.E.	1·8	1·0						
14	15	14	16	61°9	62°8	S.E. by S.	2·1	1·0	} Overcast; dull - - - - - }	69·8	61·1	88·4	57·4	0·00
14	21	14	22	Rain.	64°0	S.E. by S.	2·1	1·0						
15	3	15	4	63°5	66°0	S.E. by S.	1·2	1·0						
15	9	15	10	62°0	63°6	S.E. by S.	1·8	0·9	} Cloudy; fair - - - - - }	68·6	61·7	83·8	—	0·00
Sunday.														
16	15	16	16	60°5	62°1	S.E. by S.	0·3	0·7						
16	21	16	22	62°6	65°7	S.E.	0·4	0·9	} Overcast; dull - - - - - }	69·8	61·1	88·4	57·4	0·00
17	3	17	4	63°4	66°9	S.E. by S.	1·0	1·0						
17	9	17	10	62°5	64°1	S.E. by S.	1·4	1·0						
17	15	17	16	60°9	62°6	S.E. by S.	0·7	0·9	} Overcast; calm; dull - - - - - }	71·4	62·1	94·0	61·5	0·00
17	21	17	22	63°8	66°1	S.E. by S.	0·9	1·0						
18	3	18	4	63°8	68°6	S.E.	0·1	1·0						
18	9	18	10	63°8	65°4	—	0·0	1·0	} Overcast; slight mist at night; windy in the morning - - - - - }	69·8	61·7	90·0	—	0·00
18	15	18	16	63°0	63°8	S.E.	0·4	1·0						
18	21	18	22	63°2	66°0	S.E.	0·7	1·0						
19	3	19	4	64°2	68°1	S.E.	0·8	1·0	} Cloudy; fair during the day; overcast at night and in the morning, with wind }	70·6	62·4	92·0	60·3	0·00
19	9	19	10	63°0	64°3	S.E.	0·4	1·0						
19	15	19	16	62°5	63°2	S.E.	0·8	1·0						
19	21	19	22	63°1	64°9	S.E.	1·8	1·0	} Overcast; fair - - - - - }	71·4	61·9	93·4	60·0	0·00
20	3	20	4	63°0	68°4	S.E.	1·4	0·9						
20	9	20	10	62°1	64°0	S.S.E.	1·9	1·0						
20	15	20	16	61°5	63°6	S.S.E.	2·0	1·0	} Overcast; morning dull - - - - - }	69·0	61·0	86·3	—	0·00
20	21	20	22	63°4	65°5	S.S.E.	2·2	1·0						
21	3	21	4	—	—	—	2·1	—						
21	9	21	10	—	—	—	2·8	—	} Overcast; misty at night and in the morning - - - - - }	70·0	60·7	90·0	56·6	0·33
21	15	21	16	—	—	—	3·1	—						
21	21	21	22	—	—	—	1·8	—						
22	3	22	4	64°6	69°7	S.E.	1·2	1·0	} Overcast; light rain and mist - - - }	66·9	59·9	77·5	59·2	0·22
22	9	22	10	62°7	64°0	S.E.	1·1	1·0						
Sunday.														
23	15	23	16	60°9	62°8	S.E. by S.	1·2	1·0	} Cloudy; fine during the day; overcast at night; misty in the morning - }	71·8	61·2	98·2	—	0·08
23	21	23	22	61°4	65°0	S.E.	1·0	1·0						
24	3	24	4	60°4	69°6	S.E.	0·8	0·7						
24	9	24	10	63°2	65°3	S.E. by S.	0·9	0·9	} Overcast; misty at night and in the morning - - - - - }	70·0	60·7	90·0	56·6	0·33
24	15	24	16	61°8	63°8	S.E.	1·0	1·0						
24	21	24	22	64°7	65°3	S.E. by S.	1·3	1·0						
25	3	25	4	64°1	68°7	S.E. by E.	0·2	1·0	} Overcast; light rain and mist - - - }	66·9	59·9	77·5	59·2	0·22
25	9	25	10	Rain.	64°1	S.E. by E.	0·1	0·9						
25	15	25	16	60°6	62°0	S.E.	0·1	1·0						
25	21	25	22	Rain.	64°4	S.E.	0·1	1·0	} Overcast; light rain and mist - - - }	66·9	59·9	77·5	59·2	0·22
26	3	26	4	64°0	65°6	S.S.E.	1·3	0·9						
26	9	26	10	62°0	63°1	S.E. by S.	0·9	1·0						
26	15	26	16	Rain.	61°9	S.E. by S.	1·0	1·0	} Overcast; light rain and mist - - - }	66·9	59·9	77·5	59·2	0·22
26	21	26	22	61°8	62°8	S.E. by S.	1·3	1·0						

* Good Friday.

Mean Solar Time, Astronomical Reckoning.		Dew Point.	Standard Therm.	Wind.		Extent of Cloudy Sky.	Weather and Phenomena.	TEMPERATURE.				Rain.							
St. Helena.	Göttingen.			Direction.	Force.			Max. Therm.	Min. Therm.	Solar Rad.	Terres. Rad.								
MARCH.																			
D. H.	D. H.	°	°		lbs.			°	°	°	°	In.							
27 3	27 4	63.5	67.1	S.S.E.	1.2	0.6	} Cloudy and fine during the day; overcast at night; wet in the morning - - }	68.7	59.4	86.8	57.0	0.02							
27 9	27 10	61.4	62.6	S.E. by S.	1.0	0.8													
27 15	27 16	61.5	62.3	S.E.	1.1	1.0													
27 21	27 22	61.3	63.3	S.E. by S.	0.8	1.0													
28 3	28 4	61.5	68.1	S.E. by S.	0.8	0.8	} Cloudy and fair during the day; overcast at night; light gentle rain in the morning - - - - - }	64.7	56.6	91.8	—	0.00							
28 9	28 10	60.9	63.3	S.E. by S.	0.6	0.9													
28 15	28 16	60.9	62.5	S.E.	1.0	1.0													
28 21	28 22	61.4	63.5	S.E.	1.0	1.0													
29 3	29 4	62.5	66.4	—	0.0	0.9	} Overcast, dull, during the day; cloudy and fine at night - - - }	68.8	60.0	87.9	57.4	0.06							
29 9	29 10	61.4	62.8	—	0.0	0.7													
Sunday.																			
30 15	30 16	59.7	63.2	S.E. by S.	0.4	1.0							} Cloudy; fair; nearly calm - - - }	69.4	61.7	91.5	57.0	0.00	
30 21	30 22	63.0	65.9	S.E. by S.	0.8	0.9													
31 3	31 4	62.0	68.8	S.E. by E.	0.1	0.9													
31 9	31 10	61.8	64.0	S.E. by S.	0.1	0.8	} Cloudy; fair; calm - - - - - }	70.5	61.8	97.5	59.5	0.01							
31 15	31 16	61.9	62.2	S.E.	0.1	1.0													
31 21	31 22	62.1	65.2	E.S.E.	0.1	0.9													
APRIL.																			
1 3	1 4	62.0	68.9	—	0.0	0.9	} Cloudy; fine; nearly calm - - - }	71.8	61.2	98.2	—	0.00							
1 9	1 10	61.7	64.2	—	0.0	0.7													
1 15	1 16	61.4	63.1	—	0.0	0.9													
1 21	1 22	61.5	65.2	—	0.0	0.7													
2 3	2 4	63.5	69.6	—	0.0	0.7	} Cloudy; fine during the day; mist and light rain at night and in the morning }	72.5	60.5	106.1	—	0.08							
2 9	2 10	61.4	65.2	—	0.0	0.8													
2 15	2 16	61.5	62.6	S. by E.	0.2	1.0													
2 21	2 22	Rain.	63.5	S.E. by S.	0.8	1.0													
3 3	3 4	62.2	67.0	S.E.	0.3	0.8	} Cloudy and fair during the day; over- cast at night; fair and nearly calm in the morning - - - - - }	71.4	62.0	98.2	58.8	0.00							
3 9	3 10	62.0	64.0	S.E. by S.	0.4	0.9													
3 15	3 16	60.7	63.1	S.E. by S.	0.6	1.0													
3 21	3 22	61.5	66.4	S.E. by E.	0.8	0.7													
4 3	4 4	59.1	70.5	S.E. by E.	0.5	0.7	} Cloudy; fine - - - - - }	72.6	61.4	95.0	57.1	0.02							
4 9	4 10	60.4	63.9	S.E.	0.3	0.7													
4 15	4 16	58.3	63.2	S.E.	0.3	0.8													
4 21	4 22	62.7	65.2	S.E. by E.	0.4	0.7													
5 3	5 4	63.5	69.4	E.S.E.	0.0	0.6	} Fine sun during the day; bright clear night; nearly calm - - - }	72.2	59.5	95.0	54.2	0.00							
5 9	5 10	61.6	63.3	—	0.0	0.2													
Sunday.																			
6 15	6 16	60.4	62.3	S.E.	0.0	0.1	} Calm, clear night, with heavy dew; } cloudy, fair morning - - - }	70.6	60.8	95.1	53.3	0.00							
6 21	6 22	61.4	64.6	S.S.E.	0.5	0.7													
7 3	7 4	62.5	68.5	S. by E.	0.4	0.6	} Cloudy; fine during the day; fair at night and in the morning - - }	70.0	61.3	93.2	55.5	0.00							
7 9	7 10	61.9	64.2	S.S.E.	0.4	0.8													
7 15	7 16	61.0	63.0	S.E. by S.	0.6	0.9													
7 21	7 22	61.9	66.4	S.E.	0.9	0.6													
8 3	8 4	62.4	68.4	S.E. by S.	1.1	0.7	} Cloudy; very fine during the day - - }	70.8	61.9	95.5	58.2	0.00							
8 9	8 10	63.1	64.2	S.E.	1.0	0.7													
8 15	8 16	—	63.4	S.E.	0.9	0.9													
8 21	8 22	63.3	66.4	S.E.	0.9	0.8													
9 3	9 4	65.5	70.2	S.E.	1.2	0.9	} Cloudy; fair during the day; overcast; mist and light rain at night and in the morning - - - - - }	71.9	62.6	95.2	61.9	0.15							
9 9	9 10	Rain.	65.9	S.E. by E.	1.2	1.0													
9 15	9 16	64.2	64.6	S.E.	1.0	1.0													
9 21	9 22	Rain.	66.0	S.E. by S.	1.3	1.0													
10 3	10 4	Rain.	67.0	S.E.	0.7	1.0	} Overcast; thick mist and rain - - }	68.2	63.0	73.9	62.9	0.37							
10 9	10 10	64.5	64.9	S.E.	1.0	1.0													
10 15	10 16	Rain.	64.5	S.E. by E.	0.8	1.0													
10 21	10 22	Rain.	65.2	S.E.	0.8	1.0													
11 3	11 4	65.5	66.1	S.E. by S.	0.3	1.0	} Overcast; mist and rain - - - }	66.9	62.8	76.3	62.2	0.26							
11 9	11 10	Rain.	64.0	S.E.	1.1	1.0													
11 15	11 16	Rain.	63.9	S.E. by S.	1.1	1.0													
11 21	11 22	Rain.	64.9	S.E. by S.	0.2	1.0													
12 3	12 4	Rain.	66.5	S.E.	0.1	1.0	} Overcast; mist and rain - - - }	68.9	63.1	78.4	—	0.32							
12 9	12 10	Rain.	64.9	E.	0.0	1.0													
Sunday.																			
13 15	13 16	61.7	63.4	E. by N.	0.2	1.0	} Overcast; calm; mist and light rain - }	69.0	62.1	74.8	61.2	0.09							
13 21	13 22	Rain.	64.2	E.S.E.	0.5	1.0													

Mean Solar Time, Astronomical Reckoning.		Dew Point.	Standard Therm.	Wind.		Extent of Cloudy Sky.	Weather and Phenomena.	TEMPERATURE.				Rain.		
St. Helena.	Göttingen.			Direction.	Force.			Max. Therm.	Min. Therm.	Solar Rad.	Terres. Rad.			
APRIL.														
D.	H.	D.	H.	°	°	lbs.		°	°	°	°	In.		
14	3	14	4	65.2	67.6	S.E. by E. 0.0	1.0							
14	9	14	10	62.9	63.6	S.E. by S. 0.0	0.9	} Cloudy; dull; nearly calm - - -	69.3	61.6	84.8	58.2	0.01	
14	15	14	16	61.2	62.6	S.S.E. 0.2	1.0							
14	21	14	22	62.0	65.0	S.S.E. 0.2	1.0							
15	3	15	4	62.3	68.4	S.E. by S. 0.0	0.9	} Cloudy; fair - - - - -	69.6	62.0	89.3	58.5	0.00	
15	9	15	10	61.2	64.0	S.S.E. 0.1	1.0							
15	15	15	16	60.5	63.1	S.S.E. 0.7	1.0							
15	21	15	22	63.5	65.6	S.E. 0.8	1.0							
16	3	16	4	61.6	69.5	S.E. 0.7	0.6	} Fine; sun during the day; cloudy at } night; cloudy; dull in the morning }	71.0	60.8	95.3	57.9	0.06	
16	9	16	10	61.5	64.4	S.E. by S. 0.5	0.7							
16	15	16	16	61.5	63.1	S.E. by S. 1.3	0.9							
16	21	16	22	62.4	64.0	S.E. 0.8	0.8							
17	3	17	4	59.6	67.5	S.E. by S. 0.8	0.5	} Very fine during the day; cloudy at } night and in the morning - - }	69.2	60.5	90.0	56.8	0.00	
17	9	17	10	61.0	62.9	S.E. by S. 1.7	0.4							
17	15	17	16	59.2	61.7	S.S.E. 1.3	0.7							
17	21	17	22	62.9	64.4	S.E. by S. 1.1	0.7							
18	3	18	4	64.3	68.0	S.E. by S. 1.3	0.8	} Fine during the day; cloudy and fair } at night and in the morning - }	70.1	61.7	92.1	58.2	0.00	
18	9	18	10	62.5	63.7	S.S.E. 1.2	0.8							
18	15	18	16	61.5	62.8	S.S.E. 1.4	0.9							
18	21	18	22	63.0	65.0	S.E. by S. 2.2	0.8							
19	3	19	4	65.0	68.2	S.E. by S. 1.6	0.7	} Cloudy; fair - - - - -	69.9	61.9	90.2	—	0.00	
19	9	19	10	62.6	64.4	S.E. by S. 1.6	0.9							
Sunday.														
20	15	20	16	61.6	62.7	S.S.E. 1.5	0.9	} Cloudy; fair - - - - -	69.3	61.3	90.8	59.8	0.00	
20	21	20	22	60.9	64.9	S.E. by S. 0.9	0.8							
21	3	21	4	63.0	68.0	S.E. 0.7	0.8							
21	9	21	10	61.5	64.0	S.E. by S. 1.0	0.9	} Cloudy; dull; wind in gusts at night -	70.8	61.7	96.1	—	0.00	
21	15	21	16	62.0	63.7	S.E. by S. 1.5	0.7							
21	21	21	22	61.9	65.6	S.E. 0.9	1.0							
22	3	22	4	64.2	68.7	S.E. 0.5	1.0	} Overcast; dull - - - - -	69.8	62.8	88.1	59.5	0.00	
22	9	22	10	64.5	65.6	S.E. by S. 0.4	1.0							
22	15	22	16	63.5	64.4	S.E. 0.3	1.0							
22	21	22	22	64.9	65.8	S.E. 0.7	1.0							
23	3	23	4	65.5	69.0	S.E. by S. 0.1	1.0	} Overcast; nearly calm; dull - - -	71.5	62.0	93.5	58.1	0.00	
23	9	23	10	63.8	65.2	S.S.E. 0.3	1.0							
23	15	23	16	62.0	63.9	S.E. by S. 0.4	1.0							
23	21	23	22	64.0	65.8	S.E. by E. 0.6	0.8							
24	3	24	4	64.0	71.6	E.S.E. 0.2	0.0	} Calm; very fine day; clear night with } heavy dew; cloudy and hazy in the } morning - - - - - }	74.0	62.9	98.2	59.1	0.00	
24	9	24	10	63.3	64.5	S.E. by S. 0.2	0.1							
24	15	24	16	62.6	63.5	S.S.E. 0.2	0.8							
24	21	24	22	64.4	65.8	S.S.E. 0.3	0.7							
25	3	25	4	63.0	71.0	S.E. 1.0	0.0	} Very fine day; overcast; thin mist at } night; dull in the morning - - }	73.0	62.2	94.5	—	0.00	
25	9	25	10	63.8	64.7	S.E. 1.2	0.5							
25	15	25	16	62.6	63.6	S.E. by E. 1.1	1.0							
25	21	25	22	64.0	65.3	S.E. 1.1	0.9							
26	3	26	4	64.4	67.6	S.E. 0.8	0.9	} Cloudy; fair during the day; overcast } at night - - - - - }	69.8	62.0	89.0	59.9	0.00	
26	9	26	10	62.9	64.3	S.S.E. 0.7	1.0							
Sunday.														
27	15	27	16	60.0	62.5	S.E. by S. 0.1	0.9	} Cloudy; fair - - - - -	70.2	60.5	92.5	58.0	0.00	
27	21	27	22	59.8	64.7	S.E. 0.6	0.7							
28	3	28	4	63.5	68.8	S.E. by S. 1.0	0.5							
28	9	28	10	61.0	63.2	S.E. by S. 1.4	0.5	} Cloudy; fine during the day and at } night; fair in the morning - - }	70.9	61.0	93.0	57.8	0.00	
28	15	28	16	60.0	62.0	S.E. 1.2	0.6							
28	21	28	22	60.0	64.7	S.E. 1.1	0.9							
29	3	29	4	62.6	67.8	S.E. by S. 0.8	0.7	} Cloudy; fair - - - - -	69.9	60.8	95.1	—	0.00	
29	9	29	10	61.8	63.6	S.E. by S. 1.6	0.9							
29	15	29	16	60.9	62.5	S.E. by S. 1.2	0.9							
29	21	29	22	58.8	64.7	S.E. 1.0	0.5							
30	3	30	4	62.4	66.8	S.E. by S. 0.8	0.7	} Fine during the day and at night; } cloudy; fair in the morning - - }	68.7	60.9	90.5	56.7	0.00	
30	9	30	10	60.9	62.6	S.E. by S. 1.4	0.6							
30	15	30	16	60.0	62.0	S.S.E. 1.2	0.7							
30	21	30	22	62.1	65.5	S.E. by E. 1.1	0.8							

Mean Solar Time, Astronomical Reckoning.		Dew Point.	Standard Therm.	Wind.		Extent of Cloudy Sky.	Weather and Phenomena.	TEMPERATURE.				Rain.		
St. Helena.	Göttingen.			Direction.	Force.			Max. Therm.	Min. Therm.	Solar Rad.	Terres. Rad.			
MAY.														
D.	H.	D.	H.	°	°	lbs.		°	°	°	°	In.		
1	3	1	4	64.0	67.4	S.E. by S. 1.0	0.9							
1	9	1	10	61.6	63.3	S.E. by S. 1.3	0.9	} Overcast; fair; dull - - -	69.4	61.6	89.7	59.0	0.00	
1	15	1	16	60.6	62.7	S.S.E. 1.7	1.0							
1	21	1	22	62.5	64.6	S.E. 1.0	0.8							
2	3	2	4	63.5	68.0	S.S.E. 0.7	0.8	} Cloudy during the day; overcast at night; mist, with occasional showers in the morning - - -	69.6	61.1	91.5	56.3	0.01	
2	9	2	10	62.5	63.6	S.E. by S. 1.2	1.0							
2	15	2	16	60.3	62.3	S.E. by S. 1.1	0.7							
2	21	2	22	62.0	63.5	S.E. by S. 1.0	1.0							
3	3	3	4	63.5	67.9	—	0.0	} Cloudy; fair; nearly calm - - -	69.2	60.7	91.0	56.0	0.04	
3	9	3	13	60.8	63.0	—	0.0							
Sunday.														
4	15	4	16	62.3	63.2	S.S.E. 0.7	1.0	} Overcast at night; cloudy; fair in the morning - - -	69.6	60.9	92.0	55.0	0.01	
4	21	4	22	61.2	64.2	S.E. 0.9	0.8							
5	3	5	4	60.2	68.7	S.E. 0.4	0.8	} Cloudy; fine during the day; overcast; calm at night; cloudy in the morning }	70.4	59.5	93.7	—	0.00	
5	9	5	10	60.0	63.8	S.E. by S. 0.1	0.8							
5	15	5	16	60.8	62.6	—	0.0							
5	21	5	22	61.0	64.6	S.E. by S. 0.2	0.6	} Calm; cloudy during the day; very clear at night and in the morning - - -	71.5	58.1	94.2	47.6	0.02	
6	3	6	4	60.4	66.2	S.E. by E. 0.0	0.8							
6	9	6	10	58.1	61.0	—	0.0							
6	15	6	16	57.3	59.5	—	0.0							
6	21	6	22	62.9	63.7	S.E. by E. 0.1	0.3	} Calm; cloudy; fair - - -	73.3	61.8	100.8	—	0.00	
7	3	7	4	63.5	70.6	N.N.E. 0.0	0.8							
7	9	7	10	61.6	64.0	—	0.0							
7	15	7	16	60.4	62.1	—	0.0	} Calm; overcast during the day; fine at night; cloudy in the morning - - -	69.9	61.2	87.5	56.0	0.00	
7	21	7	22	62.6	64.7	E. 0.2	0.8							
8	3	8	4	64.5	68.6	E. by N. 0.0	1.0	} Calm; fine during the day and at night; cloudy in the morning - - -	73.8	61.9	100.5	—	0.00	
8	9	8	10	61.7	62.8	S.E. by S. 0.0	0.5							
8	15	8	16	61.5	62.5	S.S.E. 0.0	0.4							
8	21	8	22	62.1	64.8	S. by E. 0.1	0.7	} Calm; fine during the day and at night; cloudy in the morning - - -	70.0	61.0	90.2	56.3	0.00	
9	3	9	4	65.1	71.0	S. by W. 0.0	0.3							
9	9	9	10	61.6	63.7	—	0.0							
9	15	9	16	61.6	63.1	S. by E. 0.2	0.6							
9	21	9	22	63.6	64.7	S. by E. 0.8	0.8	} Cloudy; fine - - -	70.0	61.0	90.2	56.3	0.00	
10	3	10	4	63.5	68.6	S.S.E. 0.1	0.6							
10	9	10	10	61.0	63.0	—	0.0	} Cloudy; nearly calm at night; showery in the morning - - -	70.3	61.4	93.7	56.2	0.00	
Sunday.														
11	15	11	16	61.1	63.0	S.E. 0.6	0.9							
11	21	11	22	62.6	63.4	S.E. by S. 0.8	0.9	} Overcast; mist and showers during the day and at night; cloudy in the morning - - -	67.3	59.4	83.2	53.1	0.23	
12	3	12	4	61.5	62.5	S.E. 1.3	1.0							
12	9	12	10	60.0	61.9	S.E. 0.8	1.0							
12	15	12	16	58.5	60.6	S.E. 0.6	0.8	} Cloudy; fine during the day; overcast; mist and rain at night; cloudy; fair in the morning - - -	69.4	59.8	88.7	55.2	1.38	
12	21	12	22	60.6	63.3	E.S.E. 0.5	0.4							
13	3	13	4	58.7	67.6	E. 0.2	0.5							
13	9	13	10	Rain.	60.6	S.E. 1.7	1.0							
13	15	13	16	59.7	61.2	S.E. by E. 0.8	1.0	} Cloudy; fair during the day; rain at night; mist and showers in the morning - - -	66.8	57.9	84.0	54.8	0.23	
13	21	13	22	61.5	63.6	S.E. 1.0	0.8							
14	3	14	4	60.9	65.0	S.E. 0.4	0.6							
14	9	14	10	Rain.	61.8	S.E. 0.5	0.8	} Overcast; showery during the day; cloudy at night; showery in the morning - - -	64.2	57.4	74.8	53.2	0.36	
14	15	14	16	Rain.	59.8	S.E. by E. 0.4	0.9							
14	21	14	22	Rain.	59.6	S.E. by S. 0.4	1.0							
15	3	15	4	60.5	61.6	S.S.E. 0.5	1.0							
15	9	15	10	57.0	59.6	S.S.E. 0.6	0.6	} Overcast; showery; wind in gusts during the night - - -	64.4	58.3	75.1	56.2	0.05	
15	15	15	16	57.5	59.8	S.E. 0.4	0.7							
15	21	15	22	58.1	61.2	S.S.E. 1.4	0.9							
16	3	16	4	59.3	61.7	S.E. by S. 2.0	1.0	} Cloudy; fair; dull - - -	65.7	58.5	82.9	51.0	0.05	
16	9	16	10	56.0	60.1	S.E. 1.8	0.7							
16	15	16	16	58.3	59.8	S.E. 1.4	1.0							
16	21	16	22	Rain.	61.7	S.E. by E. 0.9	0.9							
17	3	17	4	60.6	64.0	E. by S. 0.2	0.7	} Overcast; calm; showery - - -	65.7	59.5	75.0	57.0	0.91	
17	9	17	10	58.5	61.4	S.E. by E. 0.1	0.9							
Sunday.														
18	15	18	16	61.1	61.6	—	0.0	} Overcast; calm; showery - - -	65.7	59.5	75.0	57.0	0.91	
18	21	18	22	62.0	62.9	E.S.E. 0.2	1.0							

Mean Solar Time, Astronomical Reckoning.		Dew Point.	Standard Therm.	Wind.		Extent of Cloudy Sky.	Weather and Phenomena.	TEMPERATURE.				Rain.			
St. Helena.	Göttingen.			Direction.	Force.			Max. Therm.	Min. Therm.	Solar Rad.	Terres. Rad.				
MAY.															
D.	H.	°	°		lbs.			°	°	°	°	In.			
19	3	19	4	62°0	64°9	S.E. by E.	0°0	0°8	} Calm; cloudy; fine - - - -	66°6	59°5	81°7	55°1	0°01	
19	9	19	10	59°0	61°2	—	0°0	0°5							
19	15	19	16	60°0	60°9	—	0°0	0°7							
19	21	19	22	60°4	62°7	S.E. by E.	0°2	0°7	} Cloudy; fair; brisk wind; a little rain in the morning - - - - }	66°3	59°5	82°9	57°1	0°00	
20	3	20	4	61°9	65°1	S.E.	0°6	0°7							
20	9	20	10	59°5	61°4	S.E. by S.	2°0	0°9							
20	15	20	16	59°1	61°0	S.E.	1°5	0°9							
20	21	20	22	61°2	62°7	S.E.	1°4	0°9							
21	3	21	4	61°0	64°2	S.E. by E.	0°7	1°0	} Cloudy; fair; a little rain in the morning	65°4	58°8	77°8	54°3	0°00	
21	9	21	10	58°9	60°8	S.E.	0°2	0°7							
21	15	21	16	58°4	60°4	S.E.	0°2	0°7							
21	21	21	22	58°6	61°2	S.E.	0°8	0°8							
22	3	22	4	60°6	63°7	S.E.	0°9	1°0							
22	9	22	10	55°6	61°3	S.E.	0°9	1°0	} Overcast; fair; dull - - - -	65°0	59°2	78°5	58°7	0°03	
22	15	22	16	56°6	61°8	S.E.	1°1	1°0							
22	21	22	22	60°4	62°5	S.E. by E.	1°0	1°0							
23	3	23	4	60°7	64°4	S.E. by E.	1°2	1°0	} Overcast; fair during the day; windy, with occasional rain and mist at night and in the morning - - - }	66°8	57°8	84°0	54°0	0°04	
23	9	23	10	58°5	61°7	S.E. by S.	1°2	0°9							
23	15	23	16	57°5	59°4	S.E.	1°7	1°0							
23	21	23	22	59°1	60°0	S.E.	1°7	1°0							
24	3	24	4	60°9	64°0	S.E.	1°5	1°0							
24	9	24	10	56°0	61°4	S.E.	1°2	0°9	} Overcast; gloomy; windy - - - -	65°3	60°0	77°8	55°0	0°00	
Sunday.															
25	15	25	16	58°2	61°3	S.E. by S.	0°1	1°0	} Overcast; showery in the morning	66°8	60°1	82°8	58°2	—	
25	21	25	22	61°0	63°1	S.E. by S.	1°5	0°9							
26	3	26	4	62°0	65°3	S.E. by S.	1°9	0°8	} Overcast; fair - - - -	67°8	58°8	88°0	55°5	0°00	
26	9	26	10	60°2	61°7	S.S.E.	1°7	0°8							
26	15	26	16	58°1	61°0	S.E. by S.	1°7	0°7							
26	21	26	22	57°6	62°7	S.E. by S.	1°7	0°9							
27	3	27	4	60°6	65°4	S.E. by S.	1°0	0°8							
27	9	27	10	58°6	61°2	S.E. by S.	1°6	0°6	} Cloudy; fair; clear at night - -	67°5	59°5	88°3	55°0	0°00	
27	15	27	16	58°4	60°7	S.E.	1°7	0°6							
27	21	27	22	60°1	63°0	S.E. by S.	1°0	0°8							
28	3	28	4	60°1	66°0	S.S.E.	1°2	0°9							
28	9	28	10	58°7	61°8	S.S.E.	1°0	0°7							
28	15	28	16	59°3	61°5	S.E.	1°4	1°0	} Cloudy; fair; hazy in the morning -	67°1	60°2	87°0	58°8	0°00	
28	21	28	22	61°4	63°2	S.E. by S.	1°3	0°9							
29	3	29	4	61°7	65°6	S.S.E.	1°0	0°8							
29	9	29	10	61°1	62°4	S.S.E.	1°2	1°0							
29	15	29	16	61°5	62°0	S.S.E.	1°0	1°0							
29	21	29	22	62°1	63°4	S.E. by S.	1°2	1°0	} Overcast; fair during the day; misty at night and in the morning - - }	67°4	60°7	85°9	58°0	0°00	
30	3	30	4	63°3	65°7	S.E. by S.	1°2	1°0							
30	9	30	10	61°3	62°1	S.E.	1°2	1°0							
30	15	30	16	60°2	61°0	S.E.	1°2	0°9							
30	21	30	22	61°5	62°6	S.E.	1°3	1°0							
31	3	31	4	60°9	64°6	S.E. by S.	0°8	0°7	} Overcast; dull; misty - - - -	66°9	59°7	79°1	55°2	0°00	
31	9	31	10	59°7	61°4	S.E.	0°6	0°9							
Sunday.															
31	3	31	4	60°9	64°6	S.E. by S.	0°8	0°7	} Cloudy; fair - - - -	66°3	58°2	84°0	—	0°12	
31	9	31	10	59°7	61°4	S.E.	0°6	0°9							
JUNE.															
1	15	1	16	57°8	59°5	S.E.	0°7	1°0	} Overcast at night; cloudy; fair in the morning - - - - }	63°8	58°5	78°7	49°8	0°15	
1	21	1	22	58°6	61°0	S.E. by S.	0°7	1°0							
2	3	2	4	60°3	62°8	S.E. by E.	1°0	0°9	} Cloudy; fair during the day; showery at night and in the morning - - }	65°2	56°5	80°8	54°2	0°19	
2	9	2	10	57°6	60°0	S.E. by S.	1°0	0°9							
2	15	2	16	57°6	58°3	S.E. by S.	1°1	1°0							
2	21	2	22	56°1	60°5	S.E.	1°3	0°9							
3	3	3	4	58°5	62°9	S.E.	0°9	0°8							
3	9	3	10	57°4	60°0	S.E.	0°9	0°9	} Cloudy; fair during the day and at night; showery in the morning - }	64°0	57°2	81°5	53°5	0°04	
3	15	3	16	58°5	59°6	S.E. by E.	0°8	0°9							
3	21	3	22	57°8	60°4	S.E. by E.	0°8	1°0							
4	3	4	4	58°6	62°1	S.E.	0°8	0°9							
4	9	4	10	57°1	59°8	S.E.	0°4	0°5							
4	15	4	16	57°5	59°3	S.E. by S.	0°7	0°9	} Nearly overcast during the day; clear evening; overcast; rain at night; cloudy morning - - }	64°6	56°9	80°9	—	0°03	
4	21	4	22	58°8	61°1	S.E.	1°2	0°8							

Mean Solar Time, Astronomical Reckoning.		Dew Point.	Standard Therm.	Wind.		Extent of Cloudy Sky.	Weather and Phenomena.	TEMPERATURE.				Rain.
St. Helena.	Göttingen.			Direction.	Force.			Max. Therm.	Min. Therm.	Solar Rad.	Terres. Rad.	
JUNE.		°	°		lbs.			°	°	°	°	In.
D.	H.	D.	H.									
5	3	5	4	S.E. by E.	0.9	0.6	} Cloudy; fair; showery at night and in the morning	65.7	58.3	84.0	54.2	0.01
5	9	5	10	S.E.	1.0	0.8						
5	15	5	16	S.E. by E.	0.8	0.9						
5	21	5	22	S.E.	0.7	1.0	} Overcast; showery during the day; cloudy; fair at night and in the morning	63.6	56.9	81.0	52.0	0.41
6	3	6	4	S.E.	0.3	1.0						
6	9	6	10	S.E.	0.2	0.9						
6	15	6	16	S.E. by S.	0.8	0.4	} Cloudy; fair; occasionally misty	63.7	57.0	80.1	—	0.07
6	21	6	22	S.E.	0.7	0.7						
7	3	7	4	S.E. by S.	0.1	0.9						
7	9	7	10	S.E.	0.2	0.9	} Overcast; wind and rain at night; windy in the morning	63.9	56.8	80.0	—	0.10
Sunday.				S.E. by S.	1.7	0.9						
8	15	8	16	S.E. by S.	2.1	1.0						
8	21	8	22	S.E.	1.6	1.0	} Overcast; windy; mist and rain	60.8	56.5	74.7	52.2	0.18
9	3	9	4	S.E.	1.2	1.0						
9	9	9	10	S.E.	2.0	1.0						
9	15	9	16	S.E.	1.9	1.0	} Overcast; windy; with occasional mist and rain	62.3	56.7	71.0	—	0.03
9	21	9	22	S.E.	1.8	1.0						
10	3	10	4	S.E.	1.7	1.0						
10	9	10	10	S.E.	1.4	1.0	} Overcast; mist and rain	63.4	56.2	77.5	53.5	0.08
10	15	10	16	S.E.	1.2	1.0						
10	21	10	22	S.E.	1.2	1.0						
11	3	11	4	S.E.	0.9	1.0	} Overcast; mist and rain during the day and night; dull in the morning	62.9	56.0	80.6	53.0	0.08
11	9	11	10	S.E.	0.8	1.0						
11	15	11	16	S.E.	0.8	1.0						
11	21	11	22	S.E.	0.7	0.9	} Overcast; fair during the day and night; misty in the morning	63.2	56.4	73.4	52.5	0.04
12	3	12	4	S.E. by S.	0.6	0.9						
12	9	12	10	S.E. by S.	1.6	1.0						
12	15	12	16	S.E.	1.2	1.0	} Overcast; fair during the day; mist and rain at night, and nearly calm	65.3	55.7	85.0	53.1	0.18
12	21	12	22	S.E.	1.7	1.0						
13	3	13	4	S.E.	0.8	1.0						
13	9	13	10	S.E.	0.6	1.0	} Overcast; fair; calm	61.9	57.1	71.7	52.9	0.00
13	15	13	16	S.E.	0.8	1.0						
13	21	13	22	S.E.	0.8	1.0						
14	3	14	4	—	0.0	1.0	} Overcast; fair; calm; dull	63.3	57.0	82.8	53.5	0.00
14	9	14	10	S.E.	0.0	1.0						
Sunday.				—	0.0	0.9						
15	15	15	16	—	0.0	1.0	} Cloudy; fair during the day; overcast at night; dull in the morning	64.0	57.0	85.2	54.2	0.00
15	21	15	22	—	0.0	1.0						
16	3	16	4	—	0.0	1.0						
16	9	16	10	—	0.0	1.0	} Cloudy; fair during the day; overcast; wet mist, with showers at night and in the morning	64.3	57.3	87.0	—	0.22
16	15	16	16	—	0.0	1.0						
16	21	16	22	—	0.0	0.9						
17	3	17	4	S.E. by S.	0.0	0.8	} Overcast; thick mist and rain	63.0	57.2	76.2	55.3	0.41
17	9	17	10	S.E. by S.	0.0	0.8						
17	15	17	16	S.E.	0.4	1.0						
17	21	17	22	S.E.	0.6	1.0	} Overcast; misty, with showers	61.5	54.6	71.9	54.2	0.79
18	3	18	4	S.E. by S.	0.5	0.9						
18	9	18	10	S.E. by S.	1.3	1.0						
18	15	18	16	S.E.	1.1	1.0	} Cloudy; fair during the day; overcast at night	63.3	56.6	80.5	53.2	0.00
18	21	18	22	S.E.	1.1	1.0						
19	3	19	4	S.E. by S.	1.1	1.0						
19	9	19	10	S.E.	1.0	1.0	} Calm night; clear and fine; nearly overcast in the morning	65.5	55.2	84.7	50.8	0.00
19	15	19	16	S.E.	0.9	1.0						
19	21	19	22	S.E.	0.9	1.0						
20	3	20	4	Rain.	59.5	59.5	} Overcast; fair during the day; overcast at night	63.3	56.6	80.5	53.2	0.00
20	9	20	10	Rain.	58.4	58.4						
20	15	20	16	Rain.	57.8	57.8						
20	21	20	22	Rain.	58.1	58.7	} Calm night; clear and fine; nearly overcast in the morning	65.5	55.2	84.7	50.8	0.00
21	3	21	4	Rain.	58.1	60.2						
21	9	21	10	Rain.	53.5	58.0						
Sunday.				—	0.0	0.6	} Calm night; clear and fine; nearly overcast in the morning	65.5	55.2	84.7	50.8	0.00
22	15	22	16	—	0.0	0.6						
22	21	22	22	—	0.0	0.9						

Mean Solar Time, Astronomical Reckoning.				Dew Point.	Standard Therm.	Wind.		Extent of Cloudy Sky.	Weather and Phenomena.	TEMPERATURE.				Rain.						
St. Helena.		Göttingen.				Direction.	Force.			Max. Therm.	Min. Therm.	Solar Rad.	Terres. Rad.							
JUNE.																				
D.	H.	D.	H.	°	°		lbs.			°	°	°	°	In.						
23	3	23	4	53.7	62.2	—	0.0	0.8	} Calm; cloudy; fair - - -	63.8	56.5	86.4	—	0.00						
23	9	23	10	54.5	59.8	—	0.0	1.0												
23	15	23	16	54.6	58.8	—	0.0	0.9												
23	21	23	22	50.3	59.7	S. by E.	0.0	0.7	} Nearly calm; very fine day; clear night and morning - - -	66.2	54.0	90.8	51.0	0.00						
24	3	24	4	51.8	64.3	—	0.0	0.1												
24	9	24	10	52.1	58.4	W.	0.0	0.0												
24	15	24	16	50.8	55.2	—	0.0	0.0	} Calm and cloudy during the day; overcast at night; fair in the morning - -	68.0	58.3	93.0	—	0.00						
24	21	24	22	58.1	60.0	W. by S.	0.0	0.5												
25	3	25	4	59.5	65.5	N.E.	0.0	0.7												
25	9	25	10	58.5	60.6	E.	0.0	0.7	} Overcast, with occasional slight showers during the day and at night; fair in the morning - - -	63.7	54.2	77.0	53.6	0.07						
25	15	25	16	59.8	60.6	S.S.E.	0.2	1.0												
25	21	25	22	57.3	61.5	S.E.	0.8	1.0												
26	3	26	4	58.9	61.7	S.E. by S.	1.2	0.9	} Brisk wind; overcast during the day; cloudy at night and in the morning -	63.8	56.8	78.1	51.0	0.01						
26	9	26	10	58.4	59.6	S.E. by S.	1.3	1.0												
26	15	26	16	57.6	58.9	S.E.	1.2	1.0												
26	21	26	22	58.5	60.2	S.E.	1.3	0.8	} Nearly overcast; fair - - -	63.8	57.3	81.8	53.8	0.00						
27	3	27	4	59.2	60.7	S.E. by S.	1.8	0.9												
27	9	27	10	56.5	58.7	S.E. by S.	1.4	0.8												
27	15	27	16	55.0	57.8	S.E. by S.	1.3	0.8	} Cloudy at night; overcast; dull in the morning - - -	63.7	57.5	81.3	53.9	0.01						
27	21	27	22	55.6	59.9	S.E.	1.5	0.7												
28	3	28	4	57.5	62.4	S.E.	1.3	0.8												
28	9	28	10	56.8	59.4	S.E. by S.	1.7	0.9	} Brisk wind; cloudy during the day; overcast at night; cloudy, with a little rain in the morning - -	64.6	57.0	81.2	52.4	0.02						
Sunday.																				
29	15	29	16	55.9	58.5	S.E. by S.	1.7	0.9												
29	21	29	22	56.1	60.3	S.E. by S.	1.5	0.9	} Overcast; fair during the day; rain at night; dull in the morning - - -	63.0	55.9	75.8	51.7	0.09						
30	3	30	4	56.9	62.3	S.E. by S.	2.3	0.7												
30	9	30	10	56.8	59.5	S.E. by S.	1.5	0.9												
30	15	30	16	56.6	58.5	S.E. by S.	1.6	1.0	} Overcast; fair - - -	63.2	57.4	77.9	52.8	0.00						
30	21	30	22	57.4	59.7	S.E. by S.	1.7	0.9												
JULY.																				
1	3	1	4	58.0	62.5	S.E. by S.	1.3	0.9	} Nearly overcast; showery in the morning	63.8	57.0	78.2	52.2	0.01						
1	9	1	10	57.2	59.0	S.E. by S.	1.9	1.0												
1	15	1	16	55.8	58.4	S.E. by S.	1.3	0.6												
1	21	1	22	Rain.	58.6	S.S.E.	1.9	1.0	} Overcast; fair during the day; rain at night; dull in the morning - - -	63.0	55.9	75.8	51.7	0.09						
2	3	2	4	55.6	61.5	S.E. by S.	1.2	0.9												
2	9	2	10	52.6	59.0	S.E. by S.	0.5	0.9												
2	15	2	16	55.5	57.3	S.E. by S.	0.9	1.0	} Overcast; fair - - -	63.2	57.4	77.9	52.8	0.00						
2	21	2	22	56.5	58.8	S.E. by S.	0.8	1.0												
3	3	3	4	55.3	61.5	S.E.	1.0	1.0												
3	9	3	10	57.6	59.2	S.E. by S.	0.9	0.9	} Calm; overcast, with occasional mist and showers during the day and night; morning fair and mild - - -	64.0	57.0	79.0	53.2	0.18						
3	15	3	16	57.8	58.7	S.E. by S.	0.9	1.0												
3	21	3	22	57.2	58.6	S.E.	0.9	1.0												
4	3	4	4	Rain.	59.5	S.E. by E.	0.1	1.0	} Calm; nearly overcast and dull during the day; occasionally very clear at night - - -	66.2	53.1	80.9	—	0.01						
4	9	4	10	58.5	58.6	E. by S.	0.1	1.0												
4	15	4	16	57.6	58.4	E. by S.	0.1	0.9												
4	21	4	22	59.2	60.1	E.S.E.	0.3	0.8	} Calm; fine clear night and morning - - -	63.6	53.5	82.8	—	0.04						
5	3	5	4	60.7	63.8	E. by N.	0.1	0.9												
5	9	5	10	58.1	59.3	—	0.0	0.6												
Sunday.																				
6	15	6	16	53.5	—	—	0.0	0.1	} Calm; cloudy during the day; very fine night and morning - - -	66.5	52.9	85.5	—	0.00						
6	21	6	22	55.5	—	—	0.0	0.3												
7	3	7	4	60.5	—	N.N.W.	0.0	0.8												
7	9	7	10	51.5	—	—	0.0	0.1	} Calm; cloudy and fair during the day; fine night and morning - - -	65.5	55.8	88.2	49.9	00.0						
7	15	7	16	55.0	56.1	—	0.0	0.0												
7	21	7	22	49.0	58.4	N.N.W.	0.0	0.6												
8	3	8	4	59.4	62.6	—	0.0	0.7	} Calm; very fine and clear - - -	65.1	54.1	88.3	50.7	0.00						
8	9	8	10	54.1	57.9	—	0.0	0.5												
8	15	8	16	54.2	57.5	N.W. by W.	0.1	0.6												
8	21	8	22	57.3	59.6	S.W. by S.	0.2	0.2	} Calm; very fine and clear - - -	65.1	54.1	88.3	50.7	0.00						
9	3	9	4	52.3	63.6	—	0.0	0.2												
9	9	9	10	55.8	58.0	—	0.0	0.3												
9	15	9	16	54.4	57.0	—	0.0	0.0	} Calm; very fine and clear - - -	65.1	54.1	88.3	50.7	0.00						
9	21	9	22	—	59.3	S.	0.0	0.2												

Mean Solar Time, Astronomical Reckoning.		Dew Point.	Standard Therm.	Wind.		Extent of Cloudy Sky.	Weather and Phenomena.	TEMPERATURE.				Rain.
St. Helena.	Göttingen.			Direction.	Force.			Max. Therm.	Min. Therm.	Solar Rad.	Terres. Rad.	
JULY.		°	°		lbs.			°	°	°	°	In.
D.	H.	D.	H.									
10	3	10	4	S. by W.	0.2	0.3	} Very fine day; cloudy at night; showery in the morning	64.4	57.0	86.6	52.0	0.01
10	9	10	10	S.	0.0	0.6						
10	15	10	16	S. by E.	0.5	0.5						
10	21	10	22	S.E. by S.	0.8	1.0						
11	3	11	4	S.S.E.	2.0	1.0	} Nearly overcast; a little rain during the day; brisk wind	60.8	55.9	70.0	50.3	0.03
11	9	11	10	S.E. by S.	1.7	0.8						
11	15	11	16	S.E. by S.	1.9	0.9						
11	21	11	22	S.E. by S.	1.9	1.0						
12	3	12	4	S.E. by S.	1.8	1.0	} Overcast; brisk wind	61.4	54.5	73.0	50.0	0.00
12	9	12	10	S.E. by S.	2.0	1.0						
Sunday.												
13	15	13	16	S.E.	1.8	1.0	} Overcast; wet mist and showers	62.8	55.0	77.8	52.0	0.06
13	21	13	22	S.E.	2.0	1.0						
14	3	14	4	S.E. by S.	1.6	1.0	} Overcast; occasional wet mist and rain	60.5	54.7	75.0	49.4	0.17
14	9	14	10	S.E.	1.1	1.0						
14	15	14	16	S.E.	1.0	1.0						
14	21	14	22	S.E. by S.	1.0	0.8						
15	3	15	4	S.E. by S.	0.2	1.0	} Overcast; fair during the day; wet mist and showers at night and in the morning	61.8	54.2	77.6	53.4	0.17
15	9	15	10	—	0.0	1.0						
15	15	15	16	Rain.	0.0	1.0						
15	21	15	22	Rain.	0.2	1.0						
16	3	16	4	S.E. by S.	0.3	0.9	} Cloudy during the day; overcast at night and in the morning	61.0	54.2	74.0	49.2 ^a	0.04
16	9	16	10	S.E. by S.	0.2	1.0						
16	15	16	16	S.E. by S.	0.2	1.0						
16	21	16	22	S.E. by S.	0.2	0.8						
17	3	17	4	—	0.0	0.9	} Calm; nearly overcast; fair	61.8	54.7	76.7	48.0	0.01
17	9	17	10	—	0.0	0.9						
17	15	17	16	—	0.0	1.0						
17	21	17	22	—	0.0	0.8						
18	3	18	4	S. by E.	0.2	0.9	} Overcast; nearly calm; mist in the morning	61.4	52.0	75.0	45.4	0.04
18	9	18	10	S. by E.	0.1	1.0						
18	15	18	16	S.S.E.	0.1	0.9						
18	21	18	22	S. by E.	0.2	0.8						
19	3	19	4	—	0.0	0.9	} Calm; nearly overcast and fair during the day; overcast, mist and rain at night	60.5	53.4	73.2	50.3	0.35
19	9	19	10	—	0.0	1.0						
Sunday.												
20	15	20	16	—	0.0	0.6	} Calm; cloudy; occasionally fine	60.4	53.0	74.1	44.0	0.06
20	21	20	22	—	0.0	0.6						
21	3	21	4	—	0.0	0.5	} Calm; very fine day; cloudy at night and in the morning	62.4	54.4	90.0	44.0	0.00
21	9	21	10	—	0.0	0.1						
21	15	21	16	—	0.0	0.5						
21	21	21	22	—	0.0	0.5						
21	21	21	22	S. by E.	0.6	0.7	} Cloudy; nearly calm; fair	62.4	55.7	79.7	50.2	0.00
22	3	22	4	—	0.0	0.8						
22	9	22	10	S.S.E.	0.5	0.8						
22	15	22	16	S.S.E.	0.9	0.9						
22	21	22	22	S.S.E.	1.7	0.9	} Fine during the day; overcast	62.7	55.0	80.2	52.6	0.26
23	3	23	4	S.S.E.	1.2	0.5						
23	9	23	10	S.E.	1.1	1.0						
23	15	23	16	S.E. by S.	1.3	1.0						
23	21	23	22	S.E.	1.1	0.9	} Cloudy; fine during the day; overcast, misty at night; showery in the morning	61.4	54.3	82.4	52.0	0.12
24	3	24	4	S.E. by S.	0.8	0.5						
24	9	24	10	S.E. by S.	0.8	1.0						
24	15	24	16	S.E.	0.4	1.0						
24	21	24	22	S.E.	0.4	1.0	} Overcast; showery	60.8	54.1	75.0	51.5	0.10
25	3	25	4	S.E. by S.	1.2	1.0						
25	9	25	10	S.E. by S.	1.0	1.0						
25	15	25	16	S.E. by S.	1.0	1.0						
25	21	25	22	S.E. by S.	2.8	0.9	} Nearly overcast; wind brisk, and in gusts	59.3	53.7	66.1	49.5	0.16
26	3	26	4	S.E. by S.	2.7	0.9						
26	9	26	10	S.E.	2.4	0.9	} Overcast; misty, with showers	59.4	53.2	65.0	51.6	0.25
Sunday.												
27	15	27	16	S.E.	0.8	0.9						
27	21	27	22	S.E.	1.3	1.0						

^a The Parabolic Reflector again used, with a new Terres. Thermometer.

Mean Solar Time, Astronomical Reckoning.		Dew Point.	Standard Therm.	Wind.		Extent of Cloudy Sky.	Weather and Phenomena.	TEMPERATURE.				Rain.		
St. Helena.	Göttingen.			Direction.	Force.			Max. Therm.	Min. Therm.	Solar Rad.	Terres. Rad.			
JULY.														
D.	H.	D.	H.	°	°		lbs.			°	°	°	°	In.
28	3	28	4	56.7	58.1	S.E.	0.9	1.0	} Overcast; mist and rain. - -	60.0	53.4	74.0	50.7	0.06
28	9	28	10	54.9	55.5	S.E. by S.	1.0	0.9						
28	15	28	16	52.7	55.0	S.E. by S.	1.0	1.0						
28	21	28	22	55.5	55.8	S.E. by S.	1.2	1.0						
29	3	29	4	56.0	58.9	S.E. by S.	1.1	1.0	} Overcast; occasional mist and showers -	60.5	53.8	75.5	51.9	0.16
29	9	29	10	55.5	56.3	S.E. by S.	1.1	1.0						
29	15	29	16	Rain.	55.0	S.E.	0.6	1.0						
29	21	29	22	53.2	56.3	S.E.	0.5	1.0						
30	3	30	4	56.0	59.6	S.E. by S.	0.6	1.0	} Overcast; dull during the day; light rain at night; mist and rain in the morning - - -	60.7	53.6	73.8	53.1	0.00
30	9	30	10	56.0	56.2	S.E.	0.6	1.0						
30	15	30	16	Rain.	55.9	—	0.0	1.0						
30	21	30	22	Rain.	57.4	—	0.0	0.8						
31	3	31	4	57.6	59.3	—	0.0	1.0	} Overcast; misty - - -	60.7	54.0	76.0	50.9	0.17
31	9	31	10	Rain.	56.3	S.S.E.	1.0	1.0						
31	15	31	16	54.6	55.8	S.E. by S.	0.7	1.0						
31	21	31	22	54.4	56.1	S.E. by S.	1.1	0.9						
AUGUST.														
1	3	1	4	53.5	58.5	S.E. by S.	1.3	1.0	} Overcast; fair during the day and night; misty in the morning - - -	60.0	55.6	70.0	51.6	0.01
1	9	1	10	52.1	57.1	S.E.	1.0	0.9						
1	15	1	16	56.1	57.1	S.E. by S.	1.0	1.0						
1	21	1	22	57.6	58.2	S.E.	1.3	1.0						
2	3	2	4	59.0	61.0	S.E.	1.4	1.0	} Overcast; misty, with showers - -	61.8	54.4	75.4	53.0	0.09
2	9	2	10	Rain.	57.1	S.E.	1.8	1.0						
Sunday.														
3	15	3	16	54.7	55.3	S.E.	2.0	1.0	} Overcast; showery - - -	60.7	54.0	74.8	51.1	0.14
3	21	3	22	Rain.	56.1	S.E.	1.7	1.0						
4	3	4	4	57.6	57.8	S.E.	1.3	1.0	} Overcast; thick mist and showers - -	60.5	53.6	71.6	52.5	0.12
4	9	4	10	56.0	56.5	S.E. by S.	1.2	1.0						
4	15	4	16	Rain.	55.0	S.E.	1.1	1.0						
4	21	4	22	55.2	57.0	S.E. by S.	1.3	1.0						
5	3	5	4	56.5	58.3	S.E. by S.	1.0	0.9	} Overcast; occasional showers - -	61.7	54.5	76.6	52.7	0.05
5	9	5	10	55.2	56.3	S.E.	0.8	1.0						
5	15	5	16	55.6	56.3	S.E. by S.	0.5	1.0						
5	21	5	22	56.1	57.6	S.E.	0.8	1.0						
6	3	6	4	57.6	60.3	S.E. by S.	0.4	1.0	} Overcast; fair; dull - - -	60.7	56.3	68.1	52.3	0.00
6	9	6	10	57.5	58.0	S.E. by S.	0.5	1.0						
6	15	6	16	55.2	57.0	S.E.	0.2	1.0						
6	21	6	22	58.0	59.1	S.E. by S.	0.6	1.0						
7	3	7	4	59.6	60.0	S.E. by S.	1.5	1.0	} Overcast; thick mist during the day and in the morning - - -	61.0	54.9	67.0	54.1	0.05
7	9	7	10	56.4	56.6	S.E. by S.	1.6	1.0						
7	15	7	16	56.0	56.2	S.E.	0.5	1.0						
7	21	7	22	Rain.	56.6	S.E. by S.	1.4	1.0						
8	3	8	4	57.6	59.0	S.E. by S.	1.8	1.0	} Overcast; occasional mist - - -	60.0	55.3	65.9	53.8	0.00
8	9	8	10	55.7	57.1	S.E. by S.	2.7	1.0						
8	15	8	16	54.5	56.5	S.S.E.	2.8	1.0						
8	21	8	22	55.6	57.3	S.E. by S.	2.8	1.0						
9	3	9	4	56.5	58.8	S.E. by S.	2.0	1.0	} Overcast; a little light rain - - -	60.0	53.5	66.2	53.4	0.04
9	9	9	10	55.4	56.6	S.E.	1.8	1.0						
Sunday.														
10	15	10	16	53.8	55.0	S.E. by S.	1.1	1.0	} Overcast; showery - - -	60.0	53.5	71.3	51.5	0.11
10	21	10	22	55.7	57.0	S.E. by S.	1.2	1.0						
11	3	11	4	Rain.	59.1	S.E.	0.8	1.0	} Overcast; mist and rain during the day; dull in the morning - - -	60.6	53.5	75.9	52.6	0.12
11	9	11	10	Rain.	55.3	S.S.E.	2.1	1.0						
11	15	11	16	52.0	54.7	S.E. by S.	1.1	1.0						
11	21	11	22	53.7	55.6	S.E. by S.	0.8	1.0						
12	3	12	4	54.9	57.9	S.E.	1.0	1.0	} Overcast; dull - - -	59.2	53.4	67.9	49.3	0.00
12	9	12	10	52.1	55.6	S.E. by S.	1.4	1.0						
12	15	12	16	52.9	54.9	S.E. by S.	1.1	1.0						
12	21	12	22	—	55.8	S.E. by S.	0.8	1.0						
13	3	13	4	55.1	59.1	S.E. by S.	0.1	1.0	} Overcast; fair during the day; mist and rain at night and in the morning - -	60.0	52.7	73.0	51.4	0.16
13	9	13	10	53.9	55.8	S.E. by S.	0.8	1.0						
13	15	13	16	53.6	54.1	S.E. by S.	0.1	1.0						
13	21	13	22	55.3	56.0	S.E.	0.3	1.0						

Mean Solar Time, Astronomical Reckoning.		Dew Point.	Standard Therm.	Wind.		Extent of Cloudy Sky.	Weather and Phenomena.	TEMPERATURE.				Rain.		
St. Helena.	Göttingen.			Direction.	Force.			Max. Therm.	Min. Therm.	Solar Rad.	Terres. Rad.			
AUGUST.														
D.	H.	°	°		lbs.			°	°	°	°	In.		
14	3	14	4	55.2	57.0	S.S.E.	0.4	1.0						
14	9	14	10	Rain.	55.4	S.S.E.	1.6	1.0	} Overcast; hazy; occasional mist during the day	58.7	53.5	67.7	52.2	0.02
14	15	14	16	53.8	54.8	S.E. by S.	1.3	1.0						
14	21	14	22	54.5	56.2	S.S.E.	1.0	1.0						
15	3	15	4	Rain.	57.9	S.S.E.	1.5	1.0	} Overcast; wet mist; occasional showers -	59.2	52.3	65.0	52.6 ^a	0.29
15	9	15	10	Rain.	55.9	S.S.E.	1.6	1.0						
15	15	15	16	Rain.	54.8	S.E. by S.	1.0	1.0						
15	21	15	22	53.8	56.0	S.S.E.	1.0	1.0	} Overcast; fair - - - - -	60.0	54.6	68.3	52.7	0.00
16	3	16	4	55.8	58.2	S.S.E.	0.8	1.0						
16	9	16	10	53.7	56.0	S.S.E.	0.5	1.0						
Sunday.														
17	15	17	16	Rain.	55.6	S.	1.0	1.0	} Overcast; mist and rain during the night; fair in the morning - - - - -	61.5	54.0	71.6	50.6	0.06
17	21	17	22	53.9	56.6	S.S.E.	1.5	1.0						
18	3	18	4	57.5	60.4	S.S.E.	1.4	0.8	} Nearly overcast; fair during the day; some rain at night; fair in the morning	6.18	54.8	77.8	52.9	0.01
18	9	18	10	54.6	56.5	S.S.E.	2.0	1.0						
18	15	18	16	51.8	55.5	S.E. by S.	1.1	1.0						
18	21	18	22	53.2	57.1	S.E.	0.9	1.0	} Overcast; fair during the day and night; misty, with showers in the morning -	61.8	53.9	81.1	52.0	0.05
19	3	19	4	56.5	59.6	S.E. by S.	0.8	1.0						
19	9	19	10	55.3	56.7	S.E.	1.1	1.0						
19	15	19	16	54.0	56.0	S.E.	1.2	1.0	} Overcast; thick mist and rain - - - - -	59.8	52.5	72.2	51.1	0.10
19	21	19	22	56.7	57.2	S.E.	1.2	1.0						
20	3	20	4	56.9	58.5	S.E.	1.5	1.0						
20	9	20	10	54.5	55.3	S.E. by S.	1.8	1.0	} Overcast; hazy; mist in the morning - - - - -	58.9	53.1	70.0	51.5	0.03
20	15	20	16	Rain.	54.3	S.E. by S.	1.5	1.0						
20	21	20	22	55.2	55.5	S.E.	1.6	1.0						
21	3	21	4	55.3	57.4	S.E. by S.	1.4	1.0	} Overcast; thick mist and rain - - - - -	59.2	54.0	67.0	53.0	0.07
21	9	21	10	54.0	55.9	S.E. by S.	1.4	1.0						
21	15	21	16	54.8	56.0	S.E. by S.	1.4	1.0						
21	21	21	22	55.7	56.7	S.E. by S.	1.5	1.0	} Overcast; dull; hazy - - - - -	58.9	52.7	66.0	52.2	0.07
22	3	22	4	Rain.	57.5	S.E. by S.	2.0	1.0						
22	9	22	10	Rain.	55.6	S.E. by S.	1.6	1.0						
22	15	22	16	54.3	55.2	S.E. by S.	1.6	1.0	} Overcast; mist and rain - - - - -	60.8	53.0	78.7	51.6	0.08
22	21	22	22	54.9	55.9	S.S.E.	3.8	1.0						
23	3	23	4	54.5	57.2	S.E. by S.	3.2	1.0						
23	9	23	10	Rain.	55.8	S.E. by S.	2.9	1.0	} Overcast; mist and showers - - - - -	59.2	52.5	73.4	51.1	0.09
Sunday.														
24	15	24	16	Rain.	54.1	S.E. by S.	1.4	1.0						
24	21	24	22	53.5	55.5	S.E.	1.8	1.0	} Overcast; fair; dull during the day; misty at night - - - - -	61.0	52.5	77.0	48.7	0.09
25	3	25	4	53.5	58.4	S.E.	1.5	0.9						
25	9	25	10	52.5	56.0	S.E.	1.1	1.0						
25	15	25	16	55.0	55.4	S.E.	0.8	1.0	} Overcast; mist and rain - - - - -	60.8	53.0	78.7	51.6	0.08
25	21	25	22	56.0	56.7	S.E.	0.6	0.9						
26	3	26	4	55.6	58.9	S.E. by S.	0.4	0.9						
26	9	26	10	Rain.	55.5	S.E. by S.	0.8	1.0	} Overcast; thick wet mist and showers -	59.8	52.2	71.0	49.5	0.23
26	15	26	16	54.1	54.6	S.E. by S.	0.7	1.0						
26	21	26	22	Rain.	55.7	S.E. by S.	0.6	1.0						
27	3	27	4	55.8	57.2	S.E. by S.	0.2	1.0	} Overcast; nearly calm; misty, with showers during the day and at night; fine in the morning - - - - -	60.2	53.0	77.0	50.9	0.15
27	9	27	10	55.0	55.5	S.E. by S.	0.4	1.0						
27	15	27	16	Rain.	54.0	S.E.	0.2	1.0						
27	21	27	22	56.0	56.4	S.E.	0.2	0.9	} Overcast; showery - - - - -	59.8	53.2	75.5	52.0	0.18
28	3	28	4	55.7	57.7	S.E.	0.1	1.0						
28	9	28	10	54.5	55.0	S.E. by S.	0.1	1.0						
28	15	28	16	51.0	53.9	S.E.	0.2	1.0	} Overcast; fair during the day; misty at night - - - - -	60.1	53.5	72.2	49.6	0.21
28	21	28	22	54.7	55.9	S.S.E.	0.2	1.0						
29	3	29	4	55.9	57.1	S.E.	1.3	1.0						
29	9	29	10	Rain.	55.9	S.E.	0.9	1.0	} Overcast; fair during the day; misty at night - - - - -	61.2	53.5	78.5	47.6	0.02
29	15	29	16	Rain.	54.9	S.E.	0.7	1.0						
29	21	29	22	56.8	57.2	S.E.	0.7	1.0						
30	3	30	4	56.6	58.2	S.E.	0.8	1.0	} Nearly overcast; fair - - - - -	61.2	53.5	78.5	47.6	0.02
30	9	30	10	Rain.	55.4	S.E. by S.	1.2	1.0						
Sunday.														
31	15	31	16	53.7	55.0	S.E.	0.7	0.8	} Nearly overcast; fair - - - - -	61.2	53.5	78.5	47.6	0.02
31	21	31	22	54.6	57.3	S.E.	0.8	0.8						

^a Higher than minimum.

Mean Solar Time, Astronomical Reckoning.		Dew Point.	Standard Therm.	Wind.		Extent of Cloudy Sky.	Weather and Phenomena.	TEMPERATURE.				Rain.					
St. Helena.	Göttingen.			Direction.	Force.			Max. Therm.	Min. Therm.	Solar Rad.	Terres. Rad.						
SEPTEMBER.																	
D.	H.	D.	H.	°	°		lbs.		°	°	°	°	In.				
1	3	1	4	56.4	58.8	S.E.	0.6	1.0									
1	9	1	10	Rain.	55.4	S.E.	0.2	1.0	} Overcast; fair during the day; light rain at night; misty in the morning - }	61.7	53.0	83.2	49.5	0.06			
1	15	1	16	53.9	55.0	S.E.	0.3	1.0									
1	21	1	22	55.1	55.7	S.E.	0.7	1.0									
2	3	2	4	56.1	59.1	S.E.	0.1	0.9									
2	9	2	10	54.7	55.4	—	0.0	1.0	} Overcast; fair during the day; misty at night and in the morning - }	61.4	54.4	81.7	52.6	0.12			
2	15	2	16	54.5	54.7	—	0.0	1.0									
2	21	2	22	53.1	56.0	S.E.	0.6	1.0	} Overcast; hazy during the day; fair at night; misty, with showers in the morning - }	60.8	52.7	79.0	52.1	0.02			
3	3	3	4	55.2	58.2	S.E. by S.	0.2	1.0									
3	9	3	10	54.7	55.9	S.E. by S.	0.2	1.0									
3	15	3	16	52.4	55.0	S.E. by S.	0.1	1.0									
3	21	3	22	54.8	56.0	S.E.	0.8	1.0	} Cloudy; fair during the day; mist at night; overcast; dull in the morning - }	59.6	52.5	73.9	51.2	0.12			
4	3	4	4	53.5	57.4	S.S.E.	1.1	0.9									
4	9	4	10	54.4	55.0	S.E.	0.8	1.0									
4	15	4	16	52.0	53.8	S.E. by S.	0.5	1.0									
4	21	4	22	54.8	55.6	S.E. by S.	0.4	1.0	} Calm; overcast; fair during the day; mist and rain in the evening; fine clear night; morning nearly overcast - }	61.2	50.4	84.3	42.9	0.16			
5	3	5	4	54.8	58.5	—	0.0	1.0									
5	9	5	10	Rain.	54.8	—	0.0	1.0									
5	15	5	16	50.2	52.0	—	0.0	0.4									
5	21	5	22	Rain.	56.3	—	0.0	0.9	} Nearly overcast; fair during the day; misty at night - }	61.0	53.5	84.0	52.7	0.25			
6	3	6	4	57.0	59.0	—	0.0	0.9									
6	9	6	10	Rain.	55.7	—	0.0	1.0									
Sunday.																	
7	15	7	16	54.3	54.5	S.S.E.	2.3	1.0	} Overcast; misty, with showers - }	59.9	53.4	73.0	53.0	0.05			
7	21	7	22	54.7	56.0	S.S.E.	2.7	1.0									
8	3	8	4	56.7	57.7	S.S.E.	3.0	1.0	} Overcast; light rain and mist - }	58.8	53.9	65.3	53.3	0.08			
8	9	8	10	Rain.	56.0	S.E. by S.	2.7	1.0									
8	15	8	16	Rain.	55.6	S.E. by S.	2.0	1.0									
8	21	8	22	Rain.	56.4	S.S.E.	2.8	1.0									
9	3	9	4	56.6	57.6	S.E. by S.	2.6	1.0	} Overcast; fair; hazy - }	59.7	53.5	68.8	52.5	0.02			
9	9	9	10	53.6	56.0	S.S.E.	3.0	1.0									
9	15	9	16	52.6	55.3	S.E. by S.	1.7	1.0									
9	21	9	22	54.1	55.8	S.E. by S.	1.8	1.0									
10	3	10	4	55.8	57.9	S.S.E.	1.6	1.0	} Overcast; thick mist and showers - }	59.8	52.1	71.0	50.2	0.13			
10	9	10	10	Rain.	55.6	S.E. by S.	1.2	1.0									
10	15	10	16	53.8	54.6	S.E. by S.	1.0	0.9									
10	21	10	22	Rain.	55.2	S.E.	1.2	1.0									
11	3	11	4	55.1	56.6	S.E. by S.	1.1	1.0	} Overcast; mist and light rain - }	58.2	52.1	69.1	50.3	0.08			
11	9	11	10	Rain.	54.6	S.S.E.	1.4	1.0									
11	15	11	16	53.1	53.9	S.E. by S.	1.3	1.0									
11	21	11	22	Rain.	54.6	S.E. by S.	1.1	1.0									
12	3	12	4	55.9	58.0	S.E.	1.0	1.0	} Overcast; misty, with occasional showers - }	61.0	53.4	78.7	51.7	0.05			
12	9	12	10	55.0	55.7	S.E. by S.	1.2	1.0									
12	15	12	16	53.6	54.5	S.E. by S.	1.3	1.0									
12	21	12	22	55.9	57.3	S.E.	1.3	1.0									
13	3	13	4	57.2	58.8	S.E.	1.0	1.0	} Overcast; occasional light rain - }	62.0	53.8	85.0	52.6	0.05			
13	9	13	10	Rain.	55.6	S.E. by S.	1.2	1.0									
Sunday.																	
14	15	14	16	53.0	54.7	S.E. by S.	1.2	1.0							} Overcast; mist and rain at night; dull in the morning - }	60.4	52.5
14	21	14	22	54.5	56.5	S.S.E.	1.9	1.0									
15	3	15	4	54.8	57.7	S.E. by S.	1.3	1.0	} Overcast; mist and rain - }	59.4	52.5	69.3	52.2	0.04			
15	9	15	10	54.6	55.4	S.E. by S.	1.0	1.0									
15	15	15	16	53.8	54.0	S.E. by S.	1.8	1.0									
15	21	15	22	Rain.	55.3	S.S.E.	2.1	1.0									
16	3	16	4	56.9	58.8	S.S.E.	1.4	1.0	} Overcast; fair during the day and at night; mist and rain in the morning - }	60.6	53.2	83.2	52.2	0.08			
16	9	16	10	54.1	55.9	—	0.0	1.0									
16	15	16	16	52.9	54.9	—	0.0	1.0									
16	21	16	22	Rain.	56.3	—	0.0	1.0									
17	3	17	4	56.6	59.5	—	0.0	1.0	} Calm; overcast; fair during the day and night; mist and rain in the morning - }	61.3	52.9	83.8	51.2	0.08			
17	9	17	10	53.5	56.2	—	0.0	1.0									
17	15	17	16	54.0	54.8	—	0.0	1.0									
17	21	17	22	55.5	55.7	S. by E.	1.0	1.0									

^a Higher than minimum.

Mean Solar Time, Astronomical Reckoning.		Dew Point.	Standard Therm.	Wind.		Extent of Cloudy Sky.	Weather and Phenomena.	TEMPERATURE.				Rain.	
St. Helena.	Göttingen.			Direction.	Force.			Max. Therm.	Min. Therm.	Solar Rad.	Terres. Rad.		
SEPTEMBER.													
D.	H.	D.	H.	°	°	lbs.		°	°	°	°	In.	
18	3	18	4	55.2	58.1	S. by E. 0.6	1.0						
18	9	18	10	54.2	55.5	S. by E. 0.4	1.0	} Overcast; fair - - - -	60.0	53.4	72.8	52.6	0.00
18	15	18	16	52.7	54.6	S. by E. 1.3	1.0						
18	21	18	22	55.9	57.0	S.S.E. 1.7	1.0						
19	3	19	4	57.4	59.8	S.E. by S. 1.3	1.0	} Overcast; dull; hazy - - - -	61.3	54.4	75.7	53.2	0.00
19	9	19	10	55.1	56.1	S.S.E. 1.3	1.0						
19	15	19	16	54.7	55.7	S.S.E. 1.2	1.0						
19	21	19	22	55.7	57.9	S.S.E. 1.1	1.0						
20	3	20	4	58.5	60.6	S.S.E. 1.4	1.0	} Overcast; fair during the day; mist and rain at night - - - -	62.6	55.3	87.1	55.8 ^a	0.31
20	9	20	10	Rain.	57.6	S.S.E. 1.9	1.0						
Sunday.													
21	15	21	16	Rain.	56.0	S.E. by S. 0.4	1.0	} Overcast; misty with showers during the night; fair in the morning - - - -	60.4	53.2	75.0	52.7	0.26
21	21	21	22	52.6	56.2	S.S.E. 1.0	1.0						
22	3	22	4	56.3	59.2	S.E. by S. 1.5	1.0	} Overcast; fair during the day; showery at night and in the morning - - - -	61.3	52.4	84.7	51.7	0.12
22	9	22	10	52.3	55.1	S.E. 1.3	1.0						
22	15	22	16	Rain.	54.7	S.E. 1.4	1.0						
22	21	22	22	55.5	56.1	S.E. by S. 1.5	1.0						
23	3	23	4	54.0	57.2	S.E. 0.6	1.0	} Overcast; dull; occasional mist and light rain - - - -	60.5	53.5	73.9	51.5	0.00
23	9	23	10	54.0	55.3	S.E. 0.3	1.0						
23	15	23	16	52.0	54.7	—	0.0						
23	21	23	22	55.6	56.5	—	0.0	} Nearly calm; overcast; fair during the day; showery at night and in the morning - - - -	61.8	53.1	83.6	50.0	0.17
24	3	24	4	56.6	59.0	S.E. 0.2	1.0						
24	9	24	10	Rain.	55.5	—	0.0						
24	15	24	16	54.5	54.7	—	0.0						
24	21	24	22	55.7	56.0	S.E. 0.2	1.0	} Overcast; misty, with showers - - - -	61.4	53.6	79.2	53.0	0.15
25	3	25	4	57.7	59.9	S.S.E. 0.4	1.0						
25	9	25	10	55.1	55.7	S.S.E. 0.7	1.0	} Overcast; fair - - - -	62.3	54.1	85.9	52.3	0.00
25	15	25	16	Rain.	54.9	S.S.E. 0.4	1.0						
25	21	25	22	53.8	56.6	S.S.E. 1.6	1.0						
26	3	26	4	56.7	60.2	S.E. by S. 1.4	1.0	} Overcast; fair - - - -	62.3	54.1	85.9	52.3	0.00
26	9	26	10	51.7	56.3	S.E. 1.0	1.0						
26	15	26	16	52.0	55.6	—	0.0	} Cloudy; fair during the day; overcast at night - - - -	61.6	53.5	80.0	52.1	0.01
26	21	26	22	54.4	57.1	S.E. by S. 0.2	1.0						
27	3	27	4	57.2	60.1	S.S.E. 1.7	0.9	} Overcast; fair - - - -	62.5	54.5	80.9	52.1	0.00
27	9	27	10	53.3	55.7	S.E. 1.3	1.0						
Sunday.													
28	15	28	16	52.9	55.5	—	0.0	} Overcast; fair - - - -	62.5	54.5	80.9	52.1	0.00
28	21	28	22	55.0	57.0	—	0.0						
29	3	29	4	56.0	60.3	E.S.E. 0.1	1.0	} Overcast; fair - - - -	61.7	54.1	76.7	52.5	0.01
29	9	29	10	54.6	56.1	E.S.E. 0.1	1.0						
29	15	29	16	51.0	55.3	—	0.0						
29	21	29	22	53.0	56.6	S.E. by S. 0.5	1.0						
30	3	30	4	54.0	58.7	S.E. 0.4	1.0	} Overcast; fair during the day; misty, with showers at night; fair in the morning - - - -	61.0	53.1	73.0	52.2	0.14
30	9	30	10	Rain.	55.2	S.E. 0.5	1.0						
30	15	30	16	53.6	54.5	S.E. 0.4	1.0						
30	21	30	22	54.7	56.5	S.E. by S. 0.9	1.0						
OCTOBER.													
1	3	1	4	55.5	58.0	S.E. by S. 0.7	1.0	} Overcast; fair - - - -	61.1	53.8	75.0	53.0	0.01
1	9	1	10	53.8	55.8	S.E. 0.4	1.0						
1	15	1	16	53.2	55.0	S.E. 0.8	1.0						
1	21	1	22	54.1	57.0	S.E. 1.0	1.0	} Overcast; fair - - - -	62.3	54.5	86.8	51.5	0.00
2	3	2	4	54.7	60.5	S.E. by S. 0.8	1.0						
2	9	2	10	52.8	56.3	S.E. 0.5	1.0						
2	15	2	16	52.5	55.3	S.E. by S. 0.3	1.0						
2	21	2	22	55.6	58.1	S.S.E. 0.7	1.0	} Overcast; fair - - - -	64.8	54.4	94.4	54.0	0.00
3	3	3	4	56.7	61.5	S.E. 0.8	0.9						
3	9	3	10	54.6	57.0	S.E. by S. 0.2	1.0	} Overcast; fair - - - -	62.0	55.0	76.9	53.7	0.00
3	15	3	16	53.0	55.6	S.E. by S. 0.2	1.0						
3	21	3	22	55.1	57.6	S.E. by S. 0.3	1.0						
4	3	4	4	55.3	59.6	—	0.0	} Overcast; calm; fair - - - -	62.0	55.0	76.9	53.7	0.00
4	9	4	10	54.6	56.6	—	0.0						
Sunday.													
5	15	5	16	53.8	57.0	—	0.0	} Calm; overcast at night; fine clear morning - - - -	68.2	55.5	99.1	51.7	0.00
5	21	5	22	56.2	61.5	—	0.0						

^a Higher than Minimum.

Mean Solar Time, Astronomical Reckoning.		Dew Point.	Standard Therm.	Wind.		Extent of Cloudy Sky.	Weather and Phenomena.	TEMPERATURE.				Rain.	
St. Helena.	Göttingen.			Direction.	Force.			Max. Therm.	Min. Therm.	Solar Rad.	Terres. Rad.		
OCTOBER.													
D.	H.	D.	H.	°	°	lbs.		°	°	°	°	In.	
6	3	6	4	58.0	67.8	0.0	0.0						
6	9	6	10	56.4	59.1	0.0	0.1	Calm and very fine during the day and at night; overcast; misty in the morning	71.4	56.0	109.8	49.1	0.00
6	15	6	16	56.6	57.6	0.0	0.5						
6	21	6	22	58.9	59.8	0.8	1.0						
7	3	7	4	58.6	63.6	S.E.	1.0						
7	9	7	10	57.7	59.4	S.E. by E.	1.0						
7	15	7	16	57.5	58.2	S.E. by E.	0.5	Overcast; fair during the day; misty, with showers at night and in the morning	67.0	56.5	89.5	57.5 ^a	0.13
7	21	7	22	Rain.	58.9	S.E.	0.7						
8	3	8	4	Rain.	59.7	S.S.E.	1.5						
8	9	8	10	57.5	57.7	S.S.E.	1.2						
8	15	8	16	Rain.	57.0	S. by E.	1.2	Overcast; thick mist and rain during the day and at night; cloudy; fair in the morning	62.1	55.2	76.0	54.0	0.20
8	21	8	22	57.9	58.9	S. by E.	1.7						
9	3	9	4	59.6	62.4	S.S.E.	1.4						
9	9	9	10	56.3	58.1	S.S.E.	0.2						
9	15	9	16	56.0	56.9	S.S.E.	0.9	Cloudy; fair; dull	64.3	55.1	91.8	52.2	0.00
9	21	9	22	57.3	59.9	S.S.E.	0.8						
10	3	10	4	61.0	64.5	—	0.0						
10	9	10	10	57.0	59.2	—	0.0						
10	15	10	16	56.9	58.1	—	0.0	Overcast; calm; fair	66.5	55.8	90.0	49.7	0.00
10	21	10	22	57.0	60.5	S.E. by S.	0.1						
11	3	11	4	58.0	65.0	—	0.0						
11	9	11	10	57.2	59.5	—	0.0	Calm; very fine	67.1	57.2	100.2	49.8	0.00
Sunday.													
12	15	12	16	57.5	58.6	S. by W.	1.2						
12	21	12	22	59.9	61.5	S. by E.	1.1						
13	3	13	4	60.5	64.2	S. by E.	0.2						
13	9	13	10	58.6	59.5	S. by E.	1.0	Cloudy; fair during the day; overcast, thick mist at night and in the morning	66.6	56.5	92.0	55.4	0.01
13	15	13	16	58.0	58.8	S. by E.	1.0						
13	21	13	22	58.5	59.6	S.S.E.	1.9						
14	3	14	4	59.6	62.6	S.S.E.	1.4						
14	9	14	10	58.0	59.6	S.S.E.	1.1						
14	15	14	16	57.4	58.4	S. by E.	1.1	Overcast; fair during the day and night; mist and light rain in the morning	64.8	56.7	80.0	55.4	0.01
14	21	14	22	Rain.	59.5	S. by E.	1.5						
15	3	15	4	60.2	63.5	S. by E.	1.0						
15	9	15	10	58.0	59.2	S. by E.	1.5						
15	15	15	16	56.0	57.8	S.	1.8	Cloudy; fair during the day; overcast at night; cloudy; fair in the morning	66.8	56.5	92.9	—	0.00
15	21	15	22	57.5	60.8	S. by E.	2.5						
16	3	16	4	56.1	63.0	S. by E.	—						
16	9	16	10	55.1	58.4	S. by E.	1.6						
16	15	16	16	52.0	58.2	S. by E.	1.5	Cloudy; fair during the day; overcast; fair at night and in the morning	64.9	56.8	86.9	55.2	0.00
16	21	16	22	55.1	59.5	S.S.E.	1.3						
17	3	17	4	58.5	62.7	S.S.E.	1.8						
17	9	17	10	54.6	58.5	S.E. by S.	1.4						
17	15	17	16	54.2	57.4	S.S.E.	1.4	Overcast; fair; brisk wind	65.7	56.0	91.1	55.2	0.00
17	21	17	22	56.6	59.4	S.S.E.	1.5						
18	3	18	4	57.8	62.3	S.S.E.	1.4						
18	9	18	10	56.0	58.6	S.S.E.	1.8	Nearly overcast; fair	64.1	55.0	87.5	54.0	0.02
Sunday.													
19	15	19	16	55.3	55.9	S.E. by S.	0.7						
19	21	19	22	Rain.	57.2	S.E.	0.7						
20	3	20	4	58.0	60.5	S.S.E.	1.1						
20	9	20	10	56.7	57.7	S.E. by S.	0.7						
20	15	20	16	55.5	56.7	S.E. by S.	0.4	Overcast; fair during the day and night; misty in the morning	64.2	55.2	90.4	53.4	0.07
20	21	20	22	57.9	58.0	S.S.E.	0.8						
21	3	21	4	58.1	62.6	S.E. by S.	1.0						
21	9	21	10	57.5	58.4	S.S.E.	0.5						
21	15	21	16	56.8	57.7	S.S.E.	0.6	Overcast; fair during the day and night; thick mist in the morning	64.0	55.9	90.9	55.0	0.01
21	21	21	22	57.5	59.0	S.E. by S.	0.2						
22	3	22	4	55.8	59.9	S.S.E.	0.4						
22	9	22	10	55.5	58.1	S.E. by S.	0.4						
22	15	22	16	56.5	57.8	S.E. by S.	0.8	Overcast; fair; a little rain in the morning	63.1	55.8	82.8	54.7	0.01
22	21	22	22	57.3	59.2	S.E. by S.	1.2						

^a Higher than Min. Therm.

Mean Solar Time, Astronomical Reckoning.		Dew Point.	Standard Therm.	Wind.		Extent of Cloudy Sky.	Weather and Phenomena.	TEMPERATURE.				Rain.		
St. Helena.	Göttingen.			Direction.	Force.			Max. Therm.	Min. Therm.	Solar Rad.	Terres. Rad.			
OCTOBER.														
D.	H.	D.	H.	°	°	lbs.		°	°	°	°	In.		
23	3	23	4	58·8	60·2	S.E. by S.	1·0	1·0	} Overcast ; mist and occasional rain -	62·8	55·0	77·1	54·0	0·09
23	9	23	10	55·3	57·6	S.S.E.	1·0	1·0						
23	15	23	16	Rain.	56·5	S.S.E.	0·9	1·0						
23	21	23	22	Rain.	58·6	S.E. by S.	0·7	1·0						
24	3	24	4	58·6	60·3	S.E. by S.	0·7	1·0	} Overcast ; thick mist and showers -	62·9	55·4	75·9	55·8 ^a	0·20
24	9	24	10	Rain.	57·9	S.E. by S.	0·8	1·0						
24	15	24	16	56·9	57·0	S.S.E.	0·7	1·0						
24	21	24	22	58·3	58·7	S.E. by S.	0·8	1·0						
25	3	25	4	58·4	63·2	S.E. by E.	0·1	0·9	} Overcast ; nearly calm ; fair -	67·2	55·7	95·8	51·7	0·01
25	9	25	10	57·0	58·3	S.S.E.	0·2	1·0						
Sunday.														
26	15	26	16	55·7	57·6	S.S.E.	0·0	1·0	} Overcast ; fair - - -	65·2	56·3	85·5	54·6	0·00
26	21	26	22	58·1	60·7	S. by E.	0·0	1·0						
27	3	27	4	57·4	63·2	S. by E.	0·2	1·0	} Overcast ; fair - - -	64·4 ^b	56·7	—	55·0	0·00
27	9	27	10	56·8	59·0	S.S.E.	0·2	1·0						
27	15	27	16	56·7	58·0	S.	0·3	1·0						
27	21	27	22	57·9	59·9	S.S.E.	1·2	1·0						
28	3	28	4	58·8	62·7	S.S.E.	1·0	1·0	} Overcast ; fair - - -	64·2	55·4	80·3	52·4	0·00
28	9	28	10	57·5	58·5	S. by E.	1·3	0·8						
28	15	28	16	56·5	57·8	S. by E.	1·4	1·0						
28	21	28	22	56·1	60·1	S. by E.	1·7	1·0						
29	3	29	4	58·4	62·7	S.S.E.	2·0	1·0	} Cloudy ; fair during the day ; nearly overcast at night ; cloudy in the morning - - -	65·3	55·9	55·8	52·0	0·00
29	9	29	10	57·0	58·4	S.S.E.	1·7	1·0						
29	15	29	16	55·1	57·1	S.S.E.	3·0	0·9						
29	21	29	22	56·2	59·5	S.S.E.	1·4	0·8						
30	3	30	4	58·7	60·0	S.S.E.	1·3	1·0	} Overcast ; showery during the day and night ; fair in the morning - -	63·2	55·6	79·0	54·0	0·03
30	9	30	10	56·9	58·1	S.S.E.	1·1	1·0						
30	15	30	16	56·8	57·4	S.E. by S.	1·0	1·0						
30	21	30	22	58·4	59·9	S.E. by S.	1·4	1·0						
31	3	31	4	59·4	63·5	S.S.E.	1·5	1·0	} Cloudy ; fair during the day ; misty at night and in the morning - -	66·3	55·0	93·0	—	0·08
31	9	31	10	58·0	58·9	S.S.E.	1·0	1·0						
31	15	31	16	56·0	56·7	S.S.E.	1·5	1·0						
31	21	31	22	58·6	58·9	S.E. by S.	2·1	1·0						
NOVEMBER														
1	3	1	4	58·6	61·2	S.E. by S.	2·0	1·0	} Nearly overcast during the day ; misty, with showers at night - -	64·9	55·3	89·0	54·9	0·06
1	9	1	10	Rain.	58·1	S.E. by S.	3·0	1·0						
unday.														
2	15	2	16	Rain.	55·6	S.E. by S.	1·9	1·0	} Overcast ; mist and rain - -	61·1	54·4	73·0	54·6 ^c	0·21
2	21	2	22	Rain.	57·0	S.S.E.	3·0	1·0						
3	3	3	4	57·5	60·0	S.S.E.	2·9	1·0	} Overcast ; fair ; brisk wind, and in gusts	62·3	54·9	74·0	—	0·00
3	9	3	10	55·1	57·1	S.S.E.	2·6	1·0						
3	15	3	16	54·0	56·0	S.S.E.	3·0	1·0						
3	21	3	22	55·6	58·8	S.S.E.	2·4	1·0						
4	3	4	4	57·9	61·0	S.E. by S.	2·3	1·0	} Overcast ; fair ; windy - - -	63·1	55·6	77·8	52·9	0·00
4	9	4	10	56·9	57·7	S.S.E.	2·3	0·9						
4	15	4	16	55·7	56·7	S.S.E.	1·3	1·0						
4	21	4	22	57·5	59·2	S.S.E.	2·3	0·9						
5	3	5	4	58·4	61·6	S.E. by S.	1·4	0·9	} Overcast ; fair - - -	64·9	56·4	84·8	55·6	0·00
5	9	5	10	—	57·1	S. by E.	2·2	1·0						
5	15	5	16	56·5	57·7	S. by E.	2·0	1·0						
5	21	5	22	58·1	59·4	S. by E.	3·0	1·0						
6	3	6	4	59·3	62·0	S. by E.	2·9	1·0	} Overcast ; windy ; fair - - -	63·6	56·0	75·6	56·0	0·00
6	9	6	10	57·4	58·2	S.S.E.	2·5	1·0						
6	15	6	16	56·5	57·2	S.S.E.	3·1	1·0						
6	21	6	22	57·7	58·1	S.S.E.	3·0	1·0						
7	3	7	4	58·2	60·6	S.S.E.	2·9	1·0	} Overcast ; fair during the day ; showery at night ; fair ; dull in the morning -	61·6	55·1	71·8	55·2 ^c	0·03
7	9	7	10	57·2	57·6	S.S.E.	2·0	1·0						
7	15	7	16	Rain.	57·0	S.E. by S.	1·7	1·0						
7	21	7	22	57·1	58·3	S.E. by S.	2·9	1·0						
8	3	8	4	58·5	61·1	S.S.E.	1·8	1·0	} Overcast ; occasional mist and showers -	62·8	55·5	78·8	54·2	0·04
8	9	8	10	56·8	57·6	S.S.E.	1·0	1·0						
Sunday.														
9	15	9	16	55·9	57·4	S.S.E.	0·7	1·0	} Overcast ; occasional slight mist - -	64·7	55·7	87·0	54·6	0·00
9	21	9	22	56·1	59·1	S.S.E.	1·2	1·0						

^a Higher than Min. Therm.

^b Highest reading by Standard Therm. ; reading by Max. having been lost.

^c Higher than Min. Temperature.

Mean Solar Time, Astronomical Reckoning.		Dew Point.	Standard Therm.	Wind.		Extent of Cloudy Sky.	Weather and Phenomena.	TEMPERATURE.				Rain.						
St. Helena.	Göttingen.			Direction.	Force.			Max. Therm.	Min. Therm.	Solar Rad.	Terres. Rad.							
D.	H.	°	°		lbs.			°	°	°	°	In.						
NOVEMBER																		
10	3	10	4	58°0	61°6	S.E. by S.	1°0	1°0	} Overcast ; fair during the day and night ; thick mist in the morning - - }	64°1	56°1	85°1	55°9	0°00				
10	9	10	10	56°3	58°0	S.E. by S.	1°0	1°0										
10	15	10	16	55°6	57°4	S.E. by S.	0°9	1°0										
10	21	10	22	57°6	58°3	S.E. by S.	0°7	1°0	} Overcast ; fair ; dall - - - }	63°4	55°5	81°0	55°1	0°01				
11	3	11	4	59°4	61°2	S.S.E.	1°6	1°0										
11	9	11	10	56°9	58°0	S.E. by S.	1°0	1°0										
11	15	11	16	56°0	57°1	S.S.E.	1°0	1°0	} Cloudy ; fine during the day ; overcast at night and in the morning - - }	67°0	55°8	89°4	53°6	0°00				
11	21	11	22	58°1	59°2	S.S.E.	1°8	1°0										
12	3	12	4	59°5	64°2	S. by E.	—	0°7										
12	9	12	10	57°2	58°2	S. by E.	—	1°0	} Cloudy ; fair during the day ; overcast at night and in the morning - - }	64°9	56°3	83°8	55°0	0°00				
12	15	12	16	55°9	57°2	S. by E.	1°3	1°0										
12	21	12	22	56°9	59°2	S.S.E.	2°1	1°0										
13	3	13	4	57°5	62°6	S.S.E.	1°7	1°0	} Overcast ; fair - - - - }	63°7	56°1	74°0	55°9	0°00				
13	9	13	10	56°0	58°6	S. by E.	1°7	1°0										
13	15	13	16	56°9	57°8	S. by E.	1°8	1°0										
13	21	13	22	57°3	59°6	S.S.E.	2°6	1°0	} Overcast ; windy ; fair - - - }	64°3	56°0	77°1	55°9	0°00				
14	3	14	4	59°1	62°2	S.S.E.	2°1	1°0										
14	9	14	10	57°5	58°6	S.S.E.	1°9	1°0										
14	15	14	16	56°4	57°5	S.S.E.	2°7	1°0	} Cloudy ; windy ; fine - - - }	64°7	56°0	82°2	52°1	0°00				
14	21	14	22	57°5	59°7	S.S.E.	2°5	1°0										
15	3	15	4	59°1	62°1	S.S.E.	3°1	1°0										
15	9	15	10	57°3	58°5	S.S.E.	3°0	1°0	} Cloudy ; brisk wind ; fine during the day and night ; overcast ; fair in the morning }	65°7	55°5	91°2	51°9	0°00				
Sunday.																		
16	15	16	16	55°7	57°1	—	2°4	0°9										
16	21	16	22	57°5	59°9	—	3°4	0°7	} Overcast ; fair - - - - }	66°0	55°0	96°7	53°0	0°01				
17	3	17	4	58°0	64°3	S.E. by S.	2°7	0°4										
17	9	17	10	55°6	57°7	S.E. by S.	2°2	0°7										
17	15	17	16	52°5	56°8	S.E. by S.	2°0	1°0	} Overcast ; nearly calm ; fair ; a little rain in the night - - - }	64°8	55°2	88°3	50°4	0°02				
17	21	17	22	55°6	60°0	S.E.	2°1	1°0										
18	3	18	4	55°4	62°8	S.E. by S.	1°3	1°0										
18	9	18	10	54°6	58°3	S.E.	0°8	1°0	} Fine during the day ; overcast at night ; cloudy ; fine in the morning - - }	67°3	55°5	102°7	49°8	0°00				
18	15	18	16	52°5	57°1	S.E.	1°0	1°0										
18	21	18	22	53°2	59°3	S.E.	1°2	1°0										
19	3	19	4	53°5	63°3	S.E. by S.	0°1	1°0	} Fine during the day ; overcast at night and in the morning - - - }	66°6	54°2	94°6	51°1	0°00				
19	9	19	10	54°0	57°9	—	0°0	0°9										
19	15	19	16	54°7	56°7	—	0°0	1°0										
19	21	19	22	57°0	59°9	S.E. by S.	1°0	1°0	} Overcast ; fair during the day ; night clear }	64°6	54°5	89°1	50°5	0°03				
20	3	20	4	57°2	65°1	S.E. by S.	0°9	0°6										
20	9	20	10	55°5	58°3	S.S.E.	0°5	0°7										
20	15	20	16	55°7	57°3	S.S.E.	0°5	0°9	} Nearly overcast ; fair - - - }	66°7	55°8	100°0	52°8	0°00				
20	21	20	22	53°5	59°1	S.S.E.	0°4	0°8										
21	3	21	4	57°4	62°8	S.E. by S.	1°0	0°6										
21	9	21	10	56°1	58°5	S.S.E.	1°5	0°9	} Cloudy ; fine during the day ; fair at night and in the morning - - }	68°3	55°6	100°4	51°1	0°00				
21	15	21	16	55°0	57°0	S.E. by S.	1°8	1°0										
21	21	21	22	56°1	57°5	S.E. by S.	1°5	1°0										
22	3	22	4	55°9	63°0	S.E. by S.	1°7	1°0	} Cloudy ; fine during the day and night ; overcast ; misty in the morning - }	68°0	55°9	102°5	—	0°01				
22	9	22	10	55°7	57°7	S.E. by S.	1°4	0°7										
Sunday.																		
23	15	23	16	55°7	57°4	S.E. by S.	0°8	0°8	} Overcast ; fair during the day ; a little rain at night ; fair in the morning }	64°7	55°3	86°8	51°5	0°02				
23	21	23	22	56°4	62°2	S.E. by S.	0°9	0°9										
24	3	24	4	57°0	65°9	S.E.	0°8	0°7										
24	9	24	10	55°0	58°9	S.S.E.	0°8	0°8	} Cloudy ; fine during the day ; overcast at night ; misty in the morning - - }	68°0	55°9	102°5	—	0°01				
24	15	24	16	55°6	57°3	S.S.E.	0°9	0°9										
24	21	24	22	57°5	60°9	S.S.E.	1°0	0°8										
25	3	25	4	54°5	65°0	S.E. by S.	1°2	0°5	} Nearly overcast ; fair during the day ; a little rain at night ; fair in the morning }	64°7	55°3	86°8	51°5	0°02				
25	9	25	10	56°9	59°0	S.S.E.	0°5	0°7										
25	15	25	16	55°8	57°8	S.S.E.	0°4	0°8										
25	21	25	22	Rain.	58°5	S.E. by S.	1°5	0°8	} Overcast ; fair during the day ; night clear }	64°6	54°5	89°1	50°5	0°03				
26	3	26	4	57°2	61°6	S.E. by S.	1°8	1°0										
26	9	26	10	55°8	57°4	S.E. by S.	0°6	0°8										
26	15	26	16	56°1	57°0	S.S.E.	0°7	0°8	} Nearly overcast ; fair during the day ; a little rain at night ; fair in the morning }	64°7	55°3	86°8	51°5	0°02				
26	21	26	22	56°8	61°9	S.E. by S.	2°0	0°9										

Mean Solar Time, Astronomical Reckoning.		Dew Point.	Standard Therm.	Wind.		Extent of Cloudy Sky.	Weather and Phenomena.	TEMPERATURE.				Rain.				
St. Helena.	Göttingen.			Direction.	Force.			Max. Therm.	Min. Therm.	Solar Rad.	Terres. Rad.					
DECEMBER																
D.	H.	D.	H.	°	°	lbs.		°	°	°	°	In.				
15	3	15	4	59.5	64.6	S.E. by S. 1.8	1.0									
15	9	15	10	57.4	59.9	S.E. by S. 0.3	1.0	} Overcast; fair - - - - -	67.1	57.4	89.8	55.5	0.00			
15	15	15	16	56.2	58.6	S.E. by S. 0.6	1.0									
15	21	15	22	56.7	60.7	S.E. 0.8	1.0									
16	3	16	4	59.1	62.9	S.S.E. 0.6	1.0	} Overcast; fair; brisk wind at night and in the morning - - - - -	64.9	57.4	81.1	55.1	0.00			
16	9	16	10	58.5	59.7	S.E. by S. 1.9	1.0									
16	15	16	16	58.8	59.4	S.S.E. 2.1	1.0									
16	21	16	22	59.0	61.6	S.E. by S. 1.8	1.0									
17	3	17	4	61.3	62.0	S.E. by S. 1.0	1.0									
17	9	17	10	Rain.	59.8	S.S.E. 1.8	1.0	} Overcast; mist and rain - - -	63.1	56.7	72.6	56.1	0.08			
17	15	17	16	Rain.	59.2	S.S.E. 1.7	1.0									
17	21	17	22	58.5	60.0	S.S.E. 2.0	1.0									
18	3	18	4	60.8	63.2	S. by E. 1.8	1.0	} Overcast; fair - - - - -	65.4	57.5	81.9	56.0	0.00			
18	9	18	10	57.1	59.4	S.S.E. 1.8	1.0									
18	15	18	16	56.9	58.7	S. by E. 0.2	1.0									
18	21	18	22	57.9	60.6	S.S.E. 1.8	1.0									
19	3	19	4	59.5	63.0	S.S.E. 1.8	1.0									
19	9	19	10	56.2	59.8	S. by E. 1.4	1.0	} Overcast; fair - - - - -	65.3	57.8	81.9	55.0	0.00			
19	15	19	16	56.8	59.2	S. by E. 1.8	1.0									
19	21	19	22	58.3	61.6	S.S.E. 2.8	1.0									
20	3	20	4	60.4	65.0	S.S.E. 2.7	1.0	} Overcast; fair - - - - -	66.1	57.5	83.8	—	0.00			
20	9	20	10	58.5	60.1	S.S.E. 2.9	1.0									
Sunday.																
21	15	21	16	59.7	60.1	S.S.E. 3.5	1.0		} Overcast; misty; wind high, and in gusts	67.2	58.5	96.0	—	0.00		
21	21	21	22	60.7	61.5	S.E. by S. 3.0	1.0									
22	3	22	4	61.0	63.3	S.E. by S. 2.1	1.0	} Overcast; thick mist during the day and night; fair in the morning - - -	67.8	57.9	95.0	—	0.00			
22	9	22	10	60.0	60.5	S.E. by S. 1.8	1.0									
22	15	22	16	58.6	59.0	S.S.E. 2.0	1.0									
22	21	22	22	60.8	62.7	S.E. by S. 1.5	0.9	} Cloudy; fine during the day; overcast; misty at night and in the morning - -	68.8	57.2	98.0	—	0.00			
23	3	23	4	60.8	66.5	S.S.E. 1.9	0.7									
23	9	23	10	58.6	60.5	S.S.E. 1.3	1.0									
23	15	23	16	59.1	59.4	S.S.E. 1.7	1.0									
23	21	23	22	58.8	61.6	S.E. by S. 1.5	1.0									
24	3	24	4	58.6	64.0	S.E. by S. 0.1	1.0	} Cloudy; fine during the day; overcast at night and in the morning - - -	67.4	57.9	95.0	54.6	0.00			
24	9	24	10	59.0	60.3	S.S.E. 0.5	1.0									
24	15	24	16	58.5	59.5	S.S.E. 1.8	1.0									
24	21	24	22	59.7	61.5	S.S.E. 0.7	1.0	} - - - - -	68.4	57.8	101.5	56.1	0.01			
25	3	25	4	a	—	—	0.5		—							
25	9	25	10				0.8		—							
25	15	25	16				1.8		—							
25	21	25	22	1.8	—											
26	3	26	4	58.3	66.6	S.S.E. 1.6	0.9	} Cloudy; fine during the day; overcast at night; cloudy in the morning - -	69.2	58.5	102.7	55.9	0.00			
26	9	26	10	60.1	61.1	S.E. by S. 0.3	1.0									
26	15	26	16	58.5	59.5	S.E. by S. 1.7	1.0									
26	21	26	22	60.5	61.8	S.E. by S. 1.6	1.0									
27	3	27	4	61.4	67.0	S.S.E. 2.0	0.8		} Cloudy; fair during the day; overcast at night - - - - -	70.0	58.5	92.4	57.4	0.00		
27	9	27	10	60.6	61.7	S.S.E. 1.7	1.0									
Sunday.																
28	15	28	16	59.6	60.2	S.S.E. 1.3	1.0	} Overcast at night; cloudy; fine in the morning - - - - -	69.9	58.9	101.2	56.1	0.00			
28	21	28	22	56.2	64.2	S.E. by S. 2.2	0.8									
29	3	29	4	58.2	68.6	S. by E. 1.6	0.5	} Very fine during the day; overcast at night and in the morning - - -	70.3	59.0	97.6	54.0	0.01			
29	9	29	10	59.7	61.8	S.S.E. 0.1	1.0									
29	15	29	16	59.2	60.5	S.S.E. 0.2	1.0									
29	21	29	22	58.7	61.6	S. by E. 0.5	1.0									
30	3	30	4	59.9	66.3	S.S.E. 0.2	1.0									
30	9	30	10	60.3	61.6	S.S.E. 0.3	1.0	} Overcast; fair - - - - -	69.0	60.0	96.4	57.2	0.00			
30	15	30	16	59.9	61.1	S.S.E. 0.6	1.0									
30	21	30	22	56.5	64.4	S.S.E. 2.5	0.8									
31	3	31	4	58.9	66.7	S.E. by S. 1.9	0.9	} Cloudy; fair during the day; overcast at night; misty in the morning - -	68.8	58.2	91.7	56.0	0.00			
31	9	31	10	60.3	62.0	S.S.E. 0.1	0.8									
31	15	31	16	59.5	60.5	S.S.E. 1.7	1.0									
31	21	31	22	60.1	62.6	S.E. by S. 1.8	1.0									

* Christmas Day.

Mean Solar Time, Astronomical Reckoning.		Dew Point.	Standard Therm.	Wind.		Extent of Cloudy Sky.	Weather and Phenomena.	TEMPERATURE.				Rain.	
St. Helena.	Güttingen.			Direction.	Force.			Max. Therm.	Min. Therm.	Solar Rad.	Terres. Rad.		
JANUARY.													
D.	H.	D.	H.	°	°	lbs.		°	°	°	°	In.	
1	3	1	4	60.2	65.8	S.E. by S. 0.3	1.0						
1	9	1	10	59.6	61.8	S.S.E. 0.6	0.9	} Nearly overcast; fair - - - -	68.9	58.2	96.0	53.0	0.00
1	15	1	16	59.2	60.3	S.S.E. 1.8	0.7						
1	21	1	22	59.2	64.5	S.E. by S. 1.9	0.7						
2	3	2	4	59.6	67.6	S.S.E. 1.5	0.5	} Fine during the day; cloudy at night; } overcast and showery in the morning }	70.9	58.9	101.0	52.0	0.03
2	9	2	10	57.5	61.9	S.S.E. 1.2	0.7						
2	15	2	16	59.7	61.4	S.S.E. 0.2	0.7						
2	21	2	22	60.2	62.7	S.S.E. 0.8	0.8						
3	3	3	4	60.5	68.5	S.E. by S. 1.3	0.9						
3	9	3	10	60.4	62.6	S.E. by S. 0.1	0.8	} Nearly overcast; fair - - - -	70.4	58.3	97.5	56.5	0.09
Sunday.													
4	15	4	16	57.3	60.7	S.E. by S. 0.8	1.0	} Overcast; dark at night; dull in the } morning - - - -	69.4	59.7	98.1	57.9	0.01
4	21	4	22	59.0	63.0	S.E. by S. 1.5	1.0						
5	3	5	4	62.1	66.7	S.S.E. 1.7	0.9	} Nearly overcast; fair during the day } and night; light rain in the morning }	71.2	58.7	110.2	55.0	0.00
5	9	5	10	60.9	62.3	S.E. by S. 1.3	0.9						
5	15	5	16	59.3	60.5	S.E. by S. 0.1	1.0						
5	21	5	22	60.5	62.5	S.S.E. 1.0	1.0	} Overcast; fair during the day; windy } in the morning - - - -	68.4	60.0	89.8	55.5	0.00
6	3	6	4	60.9	66.0	S.E. by S. 1.7	1.0						
6	9	6	10	58.5	61.9	S.S.E. 1.9	0.8						
6	15	6	16	59.1	61.1	S.S.E. 2.2	1.0						
6	21	6	22	57.2	64.4	S.E. 2.4	1.0						
7	3	7	4	61.0	66.9	S.E. by S. 2.1	1.0	} Overcast; fair during the day; windy } at night; misty in the morning - -	69.4	59.5	93.0	57.4	0.02
7	9	7	10	60.5	62.0	S.S.E. 2.2	0.9						
7	15	7	16	60.3	61.2	S.E. by S. 1.6	1.0						
7	21	7	22	61.5	64.0	S.E. by S. 1.6	1.0	} Nearly overcast; fair during the day; } overcast at night; cloudy in the morn- } ing - - - -	70.9	60.0	103.0	56.1	0.00
8	3	8	4	61.8	67.3	S.S.E. 1.9	0.8						
8	9	8	10	61.6	62.8	S.E. by S. 1.4	0.8						
8	15	8	16	59.7	61.6	S.E. by S. 1.3	1.0						
8	21	8	22	60.0	64.7	S.E. by S. 2.2	0.7						
9	3	9	4	62.2	67.8	S.S.E. 2.0	0.8	} Cloudy; fine during the day; overcast; } fair at night and in the morning - - }	71.4	60.8	104.7	56.0	0.00
9	9	9	10	59.9	62.0	S.S.E. 0.1	0.8						
9	15	9	16	60.0	62.3	S.S.E. 1.7	1.0						
9	21	9	22	61.0	64.7	S.E. by S. 2.0	1.0	} Very fine during the day; overcast; fair } at night - - - -	72.2	60.3	100.8	59.0	0.00
10	3	10	4	60.0	70.3	S.S.E. 2.1	0.5						
10	9	10	10	61.3	63.5	S.S.E. 2.0	1.0						
Sunday.													
11	15	11	16	56.6	61.6	S.E. by S. 0.2	1.0	} Overcast; fair; light mist in the morn- } ing - - - -	69.8	60.5	96.9	60.0	0.01
11	21	11	22	57.1	62.3	S.E. by S. 0.2	1.0						
12	3	12	4	60.6	66.5	Calm.	0.0	} Overcast; fair - - - - -	69.8	60.5	95.0	58.3	0.00
12	9	12	10	59.5	62.9	Calm.	0.0						
12	15	12	16	57.5	62.0	S.S.E.	1.4						
12	21	12	22	59.4	63.5	S.E. by S.	1.7						
13	3	13	4	61.3	71.0	S.E. by S.	1.2						
13	9	13	10	61.6	63.6	S.S.E.	1.3	} Fine during the day; overcast; fair at } night; misty in the morning - - }	72.1	60.5	104.7	56.2	0.01
13	15	13	16	56.5	61.6	S.E. by S.	1.5						
13	21	13	22	60.0	64.0	S.E. by S.	1.7						
14	3	14	4	60.9	67.5	S.E. by S.	1.4	} Overcast; fair; dull - - - - -	69.8	60.5	94.0	58.0	0.00
14	9	14	10	58.5	62.5	S.S.E.	1.1						
14	15	14	16	55.6	61.4	S.E. by S.	1.1						
14	21	14	22	55.3	63.9	S.E. by S.	0.9						
15	3	15	4	55.5	67.5	S. by E.	0.3						
15	9	15	10	58.8	62.9	S. by E.	0.1	} Overcast; fair; calm - - - - -	72.1	60.4	111.8	54.5	0.00
15	15	15	16	56.5	61.9	S.E. by S.	0.2						
15	21	15	22	57.2	65.4	Calm.	0.0						
16	3	16	4	59.3	71.4	S.S.E.	0.0	} Calm; very fine during the day; cloudy } at night; overcast in the morning - }	73.3	61.4	102.2	56.5	0.00
16	9	16	10	61.5	64.8	S. by E.	0.0						
16	15	16	16	61.0	62.9	S. by E.	0.1						
16	21	16	22	61.2	65.8	S. by E.	0.2						
17	3	17	4	62.8	71.4	S. by E.	0.7						
17	9	17	10	62.8	64.9	S. by E.	1.0	} Cloudy; fair during the day; overcast } at night - - - -	73.8	62.2	99.4	—	0.00
Sunday.													
18	15	18	16	63.0	63.8	S.S.E.	0.6	} Overcast at night; misty in the morning	72.2	62.0	104.9	—	0.05
18	21	18	22	63.0	65.2	S.E.	0.8						

Mean Solar Time, Astronomical Reckoning.		Dew Point.	Standard Therm.	Wind.		Extent of Cloudy Sky.	Weather and Phenomena.	TEMPERATURE.				Rain.		
St. Helena.	Göttingen.			Direction.	Force.			Max. Therm.	Min. Therm.	Solar Rad.	Terres. Rad.			
JANUARY.														
D.	H.	D.	H.	°	°	lbs.		°	°	°	°	In.		
19	3	19	4	62.5	70.8	S.E. by S.	0.2	0.7	} Cloudy; fair during the day; overcast at night; misty in the morning - }	73.3	62.5	109.8	—	0.00
19	9	19	10	63.0	65.6	Calm.	0.0	0.9						
19	15	19	16	62.3	63.9	Calm.	0.0	1.0	} Overcast; misty - - - - }	70.9	61.6	89.9	—	0.02
19	21	19	22	63.6	65.2	S.E. by S.	1.1	0.9						
20	3	20	4	65.5	68.5	S.E. by S.	1.0	1.0	} Overcast; misty during the day and night; dull in the morning - }	71.3	61.3	99.2	—	0.01
20	9	20	10	63.9	64.9	S.S.E.	1.4	1.0						
20	15	20	16	63.2	63.8	S.S.E.	1.9	1.0	} Overcast; dull during the day; very dark at night; wet mist; rain in the morning }	70.4	61.3	94.0	—	0.05
20	21	20	22	62.5	65.1	S.E.	1.3	1.0						
21	3	21	4	64.5	68.1	S.E. by S.	1.3	1.0	} Overcast; showery and misty - - - }	70.4	61.7	91.8	—	0.04
21	9	21	10	Rain.	64.2	S.E. by S.	1.2	1.0						
21	15	21	16	61.5	62.7	S.E. by S.	1.1	1.0	} Overcast; misty, with rain - - - }	71.5	62.4	97.1	—	0.11
21	21	21	22	63.3	65.5	S.E. by S.	1.4	1.0						
22	3	22	4	64.5	67.0	S.E. by S.	1.8	1.0	} Overcast; mist and rain - - - - }	70.0	62.0	97.2	—	0.16
22	9	22	10	62.6	63.7	S.E. by S.	1.5	1.0						
22	15	22	16	Rain.	62.7	S.E. by S.	0.7	1.0	} Cloudy; fair during the day; overcast; thick mist and rain at night and in the morning - - - - }	72.6	62.7	96.9	62.3	0.30
22	21	22	22	63.4	64.2	S.E. by S.	1.1	1.0						
23	3	23	4	64.0	68.2	S. by E.	0.8	1.0	} Overcast; misty, with rain - - - }	70.7	62.6	81.8	61.4	0.09
23	9	23	10	62.1	63.5	S. by E.	1.6	1.0						
23	15	23	16	62.6	63.1	S.S.E.	1.5	1.0	} Overcast; fair during the day; misty and showery at night and in the morning - }	71.2	62.3	94.5	60.8	0.24
23	21	23	22	64.5	65.5	S.S.E.	1.2	1.0						
24	3	24	4	65.6	70.1	S.S.E.	1.4	0.9	} Overcast; misty during the day; dark at night; fair; dull in the morning - }	68.0	62.0	80.0	61.5	0.05
24	9	24	10	Rain.	64.0	S.S.E.	1.2	1.0						
Sunday.														
25	15	25	16	Rain.	63.8	S.S.E.	0.8	1.0	} Calm; overcast; fair; hazy - - - }	69.0	63.0	—	61.8	0.00
25	21	25	22	64.8	65.5	S.E. by S.	0.6	1.0						
26	3	26	4	65.6	71.0	Calm.	0.0	0.9	} Calm; cloudy during the day; very fine clear night - - - - }	73.4	62.2	103.0	51.5	0.01
26	9	26	10	Rain.	65.3	Calm.	0.0	1.0						
26	15	26	16	Rain.	64.1	Calm.	0.0	1.0	} Cloudy at night; nearly overcast; fair in the morning - - - - }	73.7	62.5	103.9	60.6	0.00
26	21	26	22	Rain.	65.2	S.E. by E.	0.5	1.0						
27	3	27	4	65.6	68.4	E.	0.0	1.0	} Very fine during the day; overcast at night; light rain and haze in the morning - - - - }	74.7	63.1	107.8	—	0.00
27	9	27	10	Rain.	64.8	E. by S.	0.0	1.0						
27	15	27	16	61.6	63.3	Calm.	0.0	1.0	} Cloudy; fair during the day; overcast; mist and rain at night and in the morning - - - - }	73.3	65.4	99.7	66.0	0.19
27	21	27	22	Rain.	64.4	Calm.	0.0	1.0						
28	3	28	4	65.0	69.1	Calm.	0.0	1.0	} Overcast; thick mist during the day; mist and rain at night; dull in the morning - - - - }	70.8	62.7	92.6	62.1	0.13
28	9	28	10	Rain.	64.7	Calm.	0.0	1.0						
28	15	28	16	Rain.	63.5	Calm.	0.0	1.0	} Calm; overcast; fair; hazy - - - }	69.0	63.0	—	61.8	0.00
28	21	28	22	64.7	65.6	S.E. by S.	0.3	1.0						
29	3	29	4	64.1	65.2	Calm.	0.0	1.0	} Calm; cloudy during the day; very fine clear night - - - - }	73.4	62.2	103.0	51.5	0.01
29	9	29	10	62.6	63.5	Calm.	0.0	1.0						
29	15	29	16	60.0	62.3	Calm.	0.0	1.0	} Cloudy at night; nearly overcast; fair in the morning - - - - }	73.7	62.5	103.9	60.6	0.00
29	21	29	22	62.1	64.4	Calm.	0.0	1.0						
30	3	30	4	63.8	69.0	Calm.	0.0	1.0	} Very fine during the day; overcast at night; light rain and haze in the morning - - - - }	74.7	63.1	107.8	—	0.00
30	9	30	10	62.0	64.7	Calm.	0.0	1.0						
30	15	30	16	60.4	63.4	Calm.	0.0	1.0	} Cloudy; fair during the day; overcast; mist and rain at night and in the morning - - - - }	73.3	65.4	99.7	66.0	0.19
30	21	30	22	57.8	65.2	Calm.	0.0	1.0						
31	3	31	4	58.1	71.3	S. by E.	0.0	0.7	} Overcast; thick mist during the day; mist and rain at night; dull in the morning - - - - }	70.8	62.7	92.6	62.1	0.13
31	9	31	10	61.5	65.8	Calm.	0.0	0.2						
Sunday.														
FEBRUARY														
1	15	1	16	62.4	—	S.S.E.	3.3	0.8	} Cloudy at night; nearly overcast; fair in the morning - - - - }	73.7	62.5	103.9	60.6	0.00
1	21	1	22	63.5	—	S.S.E.	0.9	1.0						
2	3	2	4	61.2	72.9	S.S.E.	0.7	0.2	} Very fine during the day; overcast at night; light rain and haze in the morning - - - - }	74.7	63.1	107.8	—	0.00
2	9	2	10	62.8	66.2	S. by E.	0.7	0.8						
2	15	2	16	62.2	64.9	S.	0.6	1.0	} Cloudy; fair during the day; overcast; mist and rain at night and in the morning - - - - }	73.3	65.4	99.7	66.0	0.19
2	21	2	22	63.8	66.6	S.S.E.	1.3	0.9						
3	3	3	4	66.3	70.9	S.E.	0.9	0.9	} Overcast; thick mist during the day; mist and rain at night; dull in the morning - - - - }	70.8	62.7	92.6	62.1	0.13
3	9	3	10	66.5	67.2	S.E.	1.4	1.0						
3	15	3	16	Rain.	66.7	S.S.E.	1.2	1.0	} Calm; overcast; fair; hazy - - - }	69.0	63.0	—	61.8	0.00
3	21	3	22	Rain.	67.6	S.S.E.	1.4	1.0						
4	3	4	4	68.5	69.6	S.E. by S.	0.6	1.0	} Calm; cloudy during the day; very fine clear night - - - - }	73.4	62.2	103.0	51.5	0.01
4	9	4	10	65.5	66.1	S.S.E.	1.4	1.0						
4	15	4	16	64.8	65.1	S.S.E.	2.0	1.0	} Cloudy at night; nearly overcast; fair in the morning - - - - }	73.7	62.5	103.9	60.6	0.00
4	21	4	22	64.3	65.8	S.S.E.	1.6	1.0						

Mean Solar Time, Astronomical Reckoning.		Dew Point.	Standard Therm.	Wind.		Extent of Cloudy Sky.	Weather and Phenomena.	TEMPERATURE.				Rain.		
St. Helena.	Göttingen.			Direction.	Force.			Max. Therm.	Min. Therm.	Solar. Rad.	Terres. Rad.			
FEBRUARY														
D.	H.	D.	H.	°	°		lbs.			°	°	°	°	In.
5	3	5	4	66°0	69°1	S.S.E.	0·8	1·0	} Overcast; dull during the day; mist and rain at night and in the morning }	70°6	62°5	85°0	—	0·11
5	9	5	10	Rain.	65°0	S. by E.	0·8	1·0						
5	15	5	16	Rain.	63°4	S.S.E.	0·9	1·0						
5	21	5	22	64°2	66°0	S.S.E.	0·7	1·0	} Overcast; misty, with showers - - }	69°5	63°0	88°8	63°4 ^a	0·22
6	3	6	4	65°7	68°2	S.S.E.	0·8	1·0						
6	9	6	10	Rain.	64°7	S.S.E.	0·5	1·0						
6	15	6	16	Rain.	64°1	Calm.	0·0	1·0	} Overcast; misty, with showers - - }	68°7	63°8	78°6	63°0	0·14
6	21	6	22	Rain.	65°4	Calm.	0·0	1·0						
7	3	7	4	66°0	67°3	Calm.	0·0	1·0						
7	9	7	10	Rain.	65°6	Calm.	0·0	1·0	} Overcast; thick mist at night; mist and rain in the morning - - }	70°8	64°0	88°7	64°4 ^a	0·10
Sunday.		8	16	Rain.	65°5	Calm.	0·0	1·0						
8	21	8	22	Rain.	66°4	Calm.	0·0	1·0						
9	3	9	4	66°4	69°3	S.E. by S.	0·3	0·9	} Cloudy; fair during the day; overcast; mist and rain at night and in the morning - - }	70°8	62°5	—	63°1 ^a	0·19
9	9	9	10	Rain.	65°7	S.E. by S.	0·4	1·0						
9	15	9	16	Rain.	64°0	S.S.E.	0·3	1·0						
9	21	9	22	Rain.	64°5	S.E. by S.	0·3	1·0	} Overcast; fair during the day; mist and rain at night and in the morning }	69°7	61°7	88°3	61°7	0·14
10	3	10	4	65°1	68°0	S.E. by S.	1·4	1·0						
10	9	10	10	Rain.	64°6	S.S.E.	1·2	1·0						
10	15	10	16	Rain.	63°2	S.E. by S.	1·0	1·0	} Nearly overcast, with occasional showers during the day; overcast at night; misty and showery in the morning - - }	69°6	63°2	86°4	60°2	0·07
10	21	10	22	63°3	64°5	S.E. by S.	1·3	1·0						
11	3	11	4	65°3	68°6	S.S.E.	2·3	1·0						
11	9	11	10	62°7	64°8	S.S.E.	2·1	0·9	} Overcast; misty and showery during the day; misty at night; showery in the morning - - }	69°5	63°2	82°3	62°7	0·02
11	15	11	16	63°8	65°2	S.S.E.	1·5	1·0						
11	21	11	22	65°8	66°0	S.E. by S.	1·0	1·0						
12	3	12	4	66°6	68°6	S.S.E.	1·3	1·0	} Overcast; mist and rain - - - }	68°5	62°8	78°0	62°6	0·14
12	9	12	10	65°0	65°5	S.S.E.	1·3	1·0						
12	15	12	16	63°6	64°7	S.S.E.	1·4	1·0						
12	21	12	22	63°9	64°8	S.S.E.	2·2	1·0	} Overcast; fair - - - }	70°8	63°7	89°8	61°0	0·01
13	3	13	4	66°5	67°8	S.S.E.	1·5	1·0						
13	9	13	10	64°3	64°8	S.S.E.	0·5	1·0						
13	15	13	16	63°7	64°1	S.S.E.	0·4	1·0	} Overcast; fair - - - }	72°0	63°0	93°9	60°0	0·00
13	21	13	22	Rain.	64°9	S.S.E.	1·1	1·0						
14	3	14	4	65°4	69°4	S.S.E.	0·8	1·0						
14	9	14	10	63°5	65°4	S.S.E.	0·7	0·9	} Overcast; fair - - - }	74°0	64°0	100°7	62°4	0·26
Sunday.		15	16	60°9	64°0	S. by E.	0·2	1·0						
15	21	15	22	63°0	66°8	S.S.E.	0·9	0·9						
16	3	16	4	64°0	71°9	S. by E.	0·6	0·6	} Cloudy; fine during the day; overcast; mist and rain at night and in the morning - - }	70°4	63°9	96°7	64°6 ^a	0·70
16	9	16	10	Rain.	66°3	S.S.E.	0·5	1·0						
16	15	16	16	Rain.	65°6	S.S.E.	0·5	1·0						
16	21	16	22	66°4	66°4	S.S.E.	0·3	1·0	} Overcast; mist and rain - - - }	70°4	62°6	86°7	63°1 ^a	0·09
17	3	17	4	67°6	68°2	S.S.E.	0·4	1·0						
17	9	17	10	66°0	66°0	S.E. by S.	0·6	1·0						
17	15	17	16	Rain.	65°3	S.S.E.	2·0	1·0	} Overcast; misty and showery during the day and night; fair in the morning - }	72°9	63°0	97°1	60°4	0·12
17	21	17	22	66°5	67°1	S.E.	1·9	1·0						
18	3	18	4	66°5	67°3	S.E. by S.	0·4	1·0						
18	9	18	10	65°1	65°5	Calm.	0·0	1·0	} Calm; cloudy; fair during the day; overcast; mist and rain at night; thick mist in the morning - - }	75°0	61°4	98°7	54°1	0·00
18	15	18	16	64°3	64°6	Calm.	0·0	1·0						
18	21	18	22	67°2	67°6	Calm.	0·0	1·0						
19	3	19	4	68°2	71°0	Calm.	0·0	0·9	} Calm; cloudy; hot; sultry during the day; fine clear night; very fine morning - - }	75°1	64°0	99°9	57°1	0·00
19	9	19	10	Rain.	66°3	S.S.E.	0·0	1·0						
19	15	19	16	64°0	64°8	Calm.	0·0	0·7						
19	21	19	22	66°0	67°5	Calm.	0·0	0·7	} Calm; cloudy; fine - - - }	76°8	64°2	105°1	58°5	0·01
20	3	20	4	67°3	71°1	N.E. by E.	0·0	0·9						
20	9	20	10	64°5	66°6	N.E. by E.	0·0	0·6						
20	15	20	16	—	62°7	Calm.	0·0	0·0	} Calm; cloudy; fair - - - }	75°1	64°0	99°9	57°1	0·00
20	21	20	22	63°6	67°5	Calm.	0·0	0·1						
21	3	21	4	68°0	72°3	N.E.	0·0	0·8						
21	9	21	10	64°7	67°3	Calm.	0·0	0·5	} Calm; cloudy; fair - - - }	76°8	64°2	105°1	58°5	0·01
Sunday.		22	16	63°0	65°5	S. by E.	0·0	0·6						
22	21	22	22	64°6	68°0	S. by E.	0·0	0·8						

^a Higher than Min. Therm.

Mean Solar Time, Astronomical Reckoning.		Dew Point.	Standard Therm.	Wind.		Extent of Cloudy Sky.	Weather and Phenomena.	TEMPERATURE.				Rain.		
St. Helena.	Göttingen.			Direction.	Force.			Max. Therm.	Min. Therm.	Solar Rad.	Terres. Rad.			
FEBRUARY.														
D.	H.	D.	H.	°	°		lbs.			°	°	°	°	In.
23	3	23	4	62.6	72.6	Calm.	0.0	0.4	} Calm; very fine during the day; cloudy; fair at night and in the morning - }	75.8	64.3	106.7	59.9	0.00
23	9	23	10	64.5	67.3	Calm.	0.0	0.9						
23	15	23	16	63.9	65.5	Calm.	0.0	0.9						
23	21	23	22	66.3	68.7	S.S.E.	0.0	0.9	} Cloudy; fair during the day; nearly overcast at night; overcast, misty in the morning - - - }	74.8	65.5	101.6	63.6	0.00
24	3	24	4	67.5	71.5	E. by S.	0.0	0.9						
24	9	24	10	66.3	68.3	S.E. by S.	0.0	0.8						
24	15	24	16	65.3	66.7	Calm.	0.0	0.9	} Overcast; misty and hazy during the day; very dark; mist and rain at night; calm; misty and showery in the morning - - - }	74.1	65.5	98.0	64.3	0.07
24	21	24	22	67.0	68.7	S.S.E.	0.3	1.0						
25	3	25	4	68.6	71.2	S.S.E.	0.1	1.0						
25	9	25	10	66.8	67.5	S.S.E.	0.1	1.0	} Overcast; nearly calm; heavy rain and mist during the day; thick mist at night and in the morning - - }	71.4	64.5	84.6	63.0	0.43
25	15	25	16	66.0	66.7	Calm.	0.0	0.9						
25	21	25	22	68.0	68.1	Calm.	0.0	1.0						
26	3	26	4	Rain.	68.4	S.S.E.	0.1	1.0	} Calm; cloudy; fair - - - }	73.5	65.7	96.8	63.2	0.01
26	9	26	10	66.1	66.8	Calm.	0.0	1.0						
26	15	26	16	65.0	65.7	Calm.	0.0	0.8						
26	21	26	22	67.0	68.3	Calm.	0.0	1.0	} Calm; cloudy; very fine - - - }	74.5	64.5	100.2	59.7	0.00
27	3	27	4	67.0	71.5	Calm.	0.0	0.9						
27	9	27	10	66.5	68.0	Calm.	0.0	0.9						
27	15	27	16	65.5	66.8	Calm.	0.0	0.9	} S. - - - }					
27	21	27	22	66.6	68.5	Calm.	0.0	0.9						
28	3	28	4	—	72.6	S.	0.0	0.8						
28	9	28	10	63.1	67.4	Calm.	0.0	0.4	} Calm; nearly cloudless during the night; cloudy, fine in the morning - - }	75.8	60.3	107.1	58.0	0.00
Sunday.														
MARCH.														
1	15	1	16	63.2	65.2	Calm.	0.0	0.0	} Calm; very fine during the day; cloudy at night; cloudy, fair in the morning }	77.5	64.7	112.0	59.3	0.00
1	21	1	22	65.6	68.8	Calm.	0.0	0.6						
2	3	2	4	65.5	74.6	Calm.	0.0	0.4						
2	9	2	10	65.0	68.1	Calm.	0.0	0.6	} Calm; mist and showers during the day; overcast; misty and showery at night and in the morning - - - }	74.4	65.0	101.0	—	0.30
2	15	2	16	64.7	66.5	Calm.	0.0	0.9						
2	21	2	22	64.2	69.8	Calm.	0.0	0.7						
3	3	3	4	67.5	72.6	Calm.	0.0	0.9	} Cloudy; fair during the day; overcast; mist and rain at night; cloudy; fair in the morning - - - }	74.9	64.8	100.5	61.9	0.13
3	9	3	10	66.3	67.8	Calm.	0.0	0.9						
3	15	3	16	66.5	66.7	Calm.	0.0	1.0						
3	21	3	22	66.1	67.2	Calm.	0.0	1.0	} Cloudy; fair during the day and night; overcast; thick mist in the morning - }	73.8	64.2	103.8	—	0.14
4	3	4	4	66.3	73.2	E.S.E.	0.0	0.8						
4	9	4	10	66.5	67.9	S.E. by S.	0.0	1.0						
4	15	4	16	65.3	66.4	S.E. by S.	0.0	1.0	} Overcast; fair, with occasional showers during the day and night; cloudy; fair in the morning - - - }	72.2	64.0	95.9	59.0	0.17
4	21	4	22	65.6	68.5	S.E. by S.	0.1	0.7						
5	3	5	4	67.0	71.5	S.E. by S.	0.0	0.8						
5	9	5	10	65.5	67.3	S.S.E.	0.0	0.9	} Nearly overcast; fair, with a few showers during the day; cloudy; fair at night }	72.2	62.5	92.0	59.2	0.07
5	15	5	16	65.5	66.4	S.S.E.	0.2	1.0						
5	21	5	22	65.1	67.5	S.S.E.	0.1	0.9						
6	3	6	4	66.6	69.7	S.E. by S.	0.1	0.9	} Cloudy; fair during the night; nearly overcast; dull in the morning - - }	73.2	63.7	102.2	60.4	0.07
6	9	6	10	63.5	66.0	S.S.E.	0.3	1.0						
6	15	6	16	64.2	65.3	S.E. by S.	0.4	1.0						
6	21	6	22	62.8	68.4	S.E. by S.	0.2	0.8	} Nearly calm; cloudy; fair; showery in the morning - - - }	72.9	64.0	98.0	59.5	0.02
7	3	7	4	65.4	70.2	S.E. by S.	0.3	1.0						
7	9	7	10	64.6	67.1	S.S.E.	0.2	0.6						
Sunday.														
8	15	8	16	63.5	65.7	S.S.E.	0.3	0.8	} Very fine during the day; cloudy; fair at night; calm; overcast; mist and rain in the morning - - - }	73.9	63.2	103.3	60.0	0.07
8	21	8	22	65.6	68.1	S.E. by S.	0.5	1.0						
9	3	9	4	66.2	70.9	S.E.	0.0	0.9						
9	9	9	10	63.9	66.4	Calm.	0.0	0.8	} Cloudy; fair; a few showers during the day; overcast; fair at night and in the morning - - - }	73.8	65.2	102.3	63.6	0.08
9	15	9	16	63.7	65.5	Calm.	0.0	0.8						
9	21	9	22	65.1	68.0	Calm.	0.0	0.7						
10	3	10	4	63.6	72.1	S.S.E.	0.1	0.5	} S. by E. - - - }					
10	9	10	10	63.3	67.1	Calm.	0.0	0.6						
10	15	10	16	63.1	66.3	S.S.E.	0.0	1.0						
10	21	10	22	Rain.	66.5	S.S.E.	0.0	1.0	} Cloudy; fair; a few showers during the day; overcast; fair at night and in the morning - - - }	73.8	65.2	102.3	63.6	0.08
11	3	11	4	67.4	71.0	S. by E.	0.0	0.7						
11	9	11	10	64.8	67.7	S.S.E.	0.0	0.9						
11	15	11	16	65.0	66.3	S.S.E.	0.0	1.0	} S. by E. - - - }					
11	21	11	22	66.1	68.0	S. by E.	0.0	1.0						

Mean Solar Time, Astronomical Reckoning.		Dew Point.	Standard Therm.	Wind.		Extent of Cloudy Sky.	Weather and Phenomena.	TEMPERATURE.				Rain.								
St. Helena.	Göttingen.			Direction.	Force.			Max. Therm.	Min. Therm.	Solar Rad.	Terres. Rad.									
MARCH.		°	°		lbs.			°	°	°	°	In.								
12	3	12	4	67.0	71.0	S. by E.	0.1	1.0	} Calm; overcast; misty, with showers -	73.3	64.9	96.3	62.2	0.11						
12	9	12	10	66.1	67.0	S. by E.	0.2	1.0												
12	15	12	16	66.2	66.9	S. by E.	0.3	1.0												
12	21	12	22	65.8	67.6	S. by E.	0.2	1.0												
13	3	13	4	68.4	70.0	Calm.	0.0	1.0	} Calm; overcast; mist and rain - -	73.3	66.0	91.3	64.0	0.46						
13	9	13	10	66.8	67.9	Calm.	0.0	1.0												
13	15	13	16	Rain.	67.4	Calm.	0.0	1.0												
13	21	13	22	Rain.	68.1	Calm.	0.0	1.0												
14	3	14	4	69.5	70.0	Calm.	0.0	1.0	} Calm; overcast; thick mist, with showers } during the day; rain at night - - }	73.0	66.1	89.0	65.1	0.54						
14	9	14	10	Rain.	67.9	Calm.	0.0	1.0												
Sunday.																				
15	15	15	16	68.1	68.4	Calm.	0.0	1.0							} Calm; overcast; mist during the night; } rain in the morning - - - }	75.7	67.2	95.9	67.1	0.22
15	21	15	22	Rain.	69.2	Calm.	0.0	1.0												
16	3	16	4	71.0	72.0	Calm.	0.0	1.0	} Calm; overcast; mist and rain during the } day and night; misty in the morning }	74.4	66.1	90.2	65.7	0.34						
16	9	16	10	Rain.	68.4	Calm.	0.0	1.0												
16	15	16	16	67.0	67.6	Calm.	0.0	1.0												
16	21	16	22	67.5	68.6	Calm.	0.0	1.0												
17	3	17	4	68.2	70.4	Calm.	0.0	0.9	} Cloudy; fair during the day; overcast at } night; overcast, misty in the morning }	73.3	66.2	91.5	65.9	0.00						
17	9	17	10	67.0	67.8	Calm.	0.0	1.0												
17	15	17	16	66.7	67.3	Calm.	0.0	1.0												
17	21	17	22	68.4	69.0	Calm.	0.0	1.0												
18	3	18	4	68.5	71.8	S.E.	0.3	0.9	} Nearly overcast; fair - - - }	75.1	66.7	98.5	64.4	0.00						
18	9	18	10	67.5	68.4	S.E. by S.	0.4	1.0												
18	15	18	16	66.6	67.0	S.E. by E.	0.4	1.0												
18	21	18	22	65.2	69.5	S.E. by S.	0.6	0.9												
19	3	19	4	69.5	72.1	S.E.	1.0	1.0	} Overcast; fair during the day; dark at } night; hazy; dull in the morning - }	74.1	66.0	96.5	65.6	0.00						
19	9	19	10	67.4	68.3	S.S.E.	1.1	1.0												
19	15	19	16	64.8	66.8	S.S.E.	0.9	1.0												
19	21	19	22	67.0	68.8	S.E. by S.	0.9	1.0												
20	3	20	4	67.1	70.9	S.E. by S.	0.8	1.0	} Overcast; fair; hazy in the morning - }	72.7	64.6	87.3	60.0	0.00						
20	9	20	10	64.0	66.9	S.S.E.	0.8	1.0												
20	15	20	16	61.5	65.4	S.S.E.	1.3	0.9												
20	21	20	22	64.5	67.9	S.S.E.	1.7	0.9												
21	3	21	4	62.9	70.9	S.S.E.	0.9	0.9	} Nearly overcast; fair - - - }	72.8	65.0	92.8	62.0	0.00						
21	9	21	10	64.9	66.7	S.S.E.	0.9	1.0												
Sunday.																				
22	15	22	16	63.8	65.5	S.S.E.	2.4	1.0							} Overcast; dark; showery at night; thick } mist in the morning - - - }	71.2	64.5	86.9	62.6	0.09
22	21	22	22	65.3	68.2	S.S.E.	0.9	1.0												
23	3	23	4	67.5	68.7	S.S.E.	0.4	1.0	} Overcast; thick mist during the day; } dark; showery at night; dull in the } morning - - - - - }	71.0	64.9	86.6	64.5	0.03						
23	9	23	10	65.7	66.8	S.S.E.	0.5	1.0												
23	15	23	16	65.6	66.6	S.S.E.	0.5	1.0												
23	21	23	22	64.7	67.0	S.S.E.	0.5	1.0												
24	3	24	4	65.9	70.5	S.S.E.	1.0	0.4	} Cloudy; fine during the day; nearly } overcast; dark at night; fine in the } morning - - - - - }	72.0	63.5	97.1	58.1	0.00						
24	9	24	10	65.0	66.8	S.S.E.	1.0	1.0												
24	15	24	16	62.9	65.4	Calm.	0.0	0.7												
24	21	24	22	65.2	67.1	Calm.	0.0	0.6												
25	3	25	4	64.5	69.6	S. by E.	0.3	0.9	} Cloudy; fair - - - - - }	73.3	63.5	104.9	58.0	0.03						
25	9	25	10	62.5	66.3	S.	0.3	0.8												
25	15	25	16	62.5	64.8	S.	0.4	0.5												
25	21	25	22	64.1	67.5	S. by E.	0.5	0.9												
26	3	26	4	64.5	69.8	Calm.	0.0	1.0	} Calm; cloudy; fair during the day; } overcast; dark; showery at night; } misty, with showers in the morning }	71.6	62.5	91.8	60.6	0.06						
26	9	26	10	64.1	66.7	Calm.	0.0	0.9												
26	15	26	16	64.1	65.9	Calm.	0.0	1.0												
26	21	26	22	62.3	66.3	Calm.	0.0	1.0												
27	3	27	4	66.1	70.7	Calm.	0.0	0.9	} Calm; cloudy; fair - - - - - }	73.0	64.4	99.4	60.0	0.01						
27	9	27	10	64.6	66.5	Calm.	0.0	0.6												
27	15	27	16	64.2	65.8	Calm.	0.0	0.8												
27	21	27	22	65.5	67.6	Calm.	0.0	0.9												
28	3	28	4	63.6	71.0	S.S.E.	0.3	0.7	} Fine during the day; cloudy; fair at } night - - - - - }	73.8	64.3	106.0	59.2	0.00						
28	9	28	10	63.5	66.7	S.S.E.	0.3	0.7												
Sunday.									} Calm; cloudy and fine during the night; } fair in the morning - - - - - }	74.3	63.5	110.8	57.9	0.00						
29	15	29	16	62.4	65.3	Calm.	0.0	0.6												
29	21	29	22	65.7	67.7	Calm.	0.0	0.9												

Mean Solar Time, Astronomical Reckoning.		Dew Point.	Standard Therm.	Wind.		Extent of Cloudy Sky.	Weather and Phenomena.	TEMPERATURE.				Rain.								
St. Helena.	Göttingen.			Direction.	Force.			Max. Therm.	Min. Therm.	Solar Rad.	Terres. Rad.									
MARCH.																				
D.	H.	D.	H.	°	°		lbs.	°	°	°	°	In.								
30	3	30	4	66°0	67°7	Calm.	0°0	1°0	} Calm; overcast; showery during the day; cloudy; fair at night; showery in the morning - - - }	70°5	63°3	90°0	56°7	0°09						
30	9	30	10	61°8	64°7	Calm.	0°0	0°5												
30	15	30	16	62°5	64°4	Calm.	0°0	0°8												
30	21	30	22	Rain.	66°7	S.E. by S.	0°0	0°8												
31	3	31	4	64°0	70°9	S.E. by S.	0°0	0°6	} Fine during the day; cloudy at night; overcast; fair in the morning - }	72°0	64°2	99°0	59°9	0°02						
31	9	31	10	62°2	66°0	Calm.	0°0	0°6												
31	15	31	16	63°6	65°5	S.S.E.	0°2	0°9												
31	21	31	22	63°4	67°9	S.E. by S.	0°3	1°0												
APRIL.																				
1	3	1	4	65°0	70°4	S.E. by S.	0°3	1°0	} Nearly overcast; light showers during the day; cloudy and showery at night; overcast; showery in the morning - }	71°5	63°6	97°1	59°6	0°22						
1	9	1	10	63°9	65°5	Calm.	0°0	0°7												
1	15	1	16	63°0	65°1	Calm.	0°0	0°9												
1	21	1	22	64°4	67°0	S.E. by S.	0°3	1°0												
2	3	2	4	63°5	69°8	Calm.	0°0	0°9	} Cloudy; fair during the day; overcast; showery at night and in the morning }	71°1	63°8	94°9	60°4	0°05						
2	9	2	10	64°7	66°0	Calm.	0°0	1°0												
2	15	2	16	63°9	65°3	Calm.	0°0	1°0												
2	21	2	22	64°9	66°5	Calm.	0°0	1°0												
3	3	3	4	65°6	69°3	Calm.	0°0	0°8	} Cloudy; fair during the day; nearly overcast at night; cloudy; fine in the morning - - - }	71°7	64°0	95°8	60°1	0°05						
3	9	3	10	64°5	65°6	Calm.	0°0	0°9												
3	15	3	16	63°8	65°4	Calm.	0°0	1°0												
3	21	3	22	61°0	67°0	S.E. by S.	0°4	0°7												
4	3	4	4	63°6	71°0	S.S.E.	0°5	0°5	} Fine during the day; cloudy; fair at night }	72°7	64°0	106°0	59°8	0°01						
4	9	4	10	63°6	66°5	S.S.E.	0°5	0°6												
Sunday.																				
5	15	5	16	Rain.	65°5	Calm.	0°0	0°9							} Cloudy and showery at night; dull; misty and showery in the morning - }	72°3	64°0	99°5	59°6	0°03
5	21	5	22	64°6	66°7	Calm.	0°0	1°0												
6	3	6	4	64°6	71°0	Calm.	0°0	0°8	} Calm; cloudy; fair - - - }	72°4	62°6	99°6	55°7	0°00						
6	9	6	10	64°9	66°8	Calm.	0°0	0°9												
6	15	6	16	62°7	64°8	Calm.	0°0	0°4												
6	21	6	22	64°9	67°6	Calm.	0°0	0°5												
7	3	7	4	63°1	74°1	N.E. by E.	0°3	0°5	} Calm; very fine during the day; cloudy at night; dull in the morning - }	78°1	65°1	113°8	60°2	0°00						
7	9	7	10	65°5	67°2	E. by S.	0°2	0°7												
7	15	7	16	64°7	66°5	S.E. by E.	0°4	1°0												
7	21	7	22	66°8	68°6	E.	0°3	1°0												
8	3	8	4	66°4	71°7	E.S.E.	0°0	0°9	} Nearly overcast; fair during the day and night; foggy; dull in the morning }	74°9	65°0	110°7	61°3	0°00						
8	9	8	10	66°2	67°5	S.E.	0°0	0°9												
8	15	8	16	65°1	66°2	S.S.E.	0°0	1°0												
8	21	8	22	67°2	68°5	S.E. by S.	0°0	0°9												
9	3	9	4	67°5	70°5	S.E.	0°1	1°0	} Cloudy; fair - - - }	71°9	64°2	91°7	60°8	0°01						
9	9	9	10	64°6	66°4	S.S.E.	0°2	0°7												
9	15	9	16	63°3	65°0	S.S.E.	0°9	0°8												
9	21	9	22	65°0	67°4	S.S.E.	1°2	0°8												
10	3	10	4			S.S.E.	0°6	—	} - - - }	72°3	64°0	97°8	59°3	0°00						
10	9	10	10			S.S.E.	0°7	—												
10	15	10	16			S.S.E.	1°0	—												
10	21	10	22			S.S.E.	1°4	—												
11	3	11	4	61°7	70°9	S.S.E.	1°1	0°9	} Nearly overcast; fair - - - }	72°0	64°3	95°0	59°2	0°06						
11	9	11	10	63°3	66°2	S.E. by S.	1°5	1°0												
Sunday.																				
12	15	12	16	Rain.	65°8	S.E.	1°1	1°0							} Overcast; mist and rain - - - }	72°0	64°2	95°0	65°0	0°63
12	21	12	22	Rain.	65°6	E.S.E.	1°4	1°0												
13	3	13	4	67°6	69°1	S.E.	1°3	1°0	} Overcast; misty; showery - - - }	70°0	63°7	82°0	63°7	0°44						
13	9	13	10	Rain.	66°5	S.E. by S.	1°4	1°0												
13	15	13	16	Rain.	65°8	S.E.	1°4	1°0												
13	21	13	22	Rain.	66°4	S.E.	1°3	1°0												
14	3	14	4	66°9	67°4	S.E. by E.	1°4	1°0	} Overcast; mist and rain - - - }	69°1	63°8	79°4	64°1 ^b	0°40						
14	9	14	10	Rain.	65°7	S.E.	0°8	1°0												
14	15	14	16	Rain.	65°2	S.E.	0°2	1°0												
14	21	14	22	Rain.	66°1	Calm.	0°0	1°0												
15	3	15	4	67°8	68°9	E.	0°1	1°0	} Calm; overcast; mist and rain - - - }	72°0	65°5	89°4	—	0°48						
15	9	15	10	Rain.	66°5	Calm.	0°0	1°0												
15	15	15	16	Rain.	66°5	Calm.	0°0	1°0												
15	21	15	22	67°5	67°6	Calm.	0°0	1°0												

^a Good Friday.

^b Higher than Min. Therm.

Mean Solar Time, Astronomical Reckoning.		Dew Point.	Standard Therm.	Wind.		Extent of Cloudy Sky.	Weather and Phenomena.	TEMPERATURE.				Rain.		
St. Helena.	Göttingen.			Direction.	Force.			Max. Therm.	Min. Therm.	Solar Rad.	Terres. Rad.			
APRIL.														
D.	H.	D.	H.		lbs.			°	°	°	°	In.		
16	3	16	4	66.5	71.4	E.S.E.	0.1	0.7	} Calm; cloudy; fine during the day; overcast; showery at night; misty in the morning - - - }	72.9	64.4	99.0	62.5	0.05
16	9	16	10	65.6	66.6	S.E. by E.	0.2	0.7						
16	15	16	16	Rain.	66.0	S.E. by S.	0.1	1.0						
16	21	16	22	65.5	66.6	S.S.E.	1.0	1.0						
17	3	17	4	Rain.	67.0	S.E. by E.	0.6	1.0	} Overcast; mist and rain during the day and night; cloudy; fair in the morn- ing - - - }	69.6	64.0	81.0	64.0	0.25
17	9	17	10	Rain.	66.2	S.E. by S.	0.5	1.0						
17	15	17	16	Rain.	65.5	S.S.E.	1.2	1.0						
17	21	17	22	65.6	66.6	S.E. by S.	1.3	1.0						
18	3	18	4	66.0	68.6	S.E. by S.	1.2	0.9	} Cloudy; fair during the day; overcast; dark; showery at night - - }	70.3	63.8	88.1	60.5	0.00
18	9	18	10	65.2	66.1	S.S.E.	1.3	1.0						
Sunday.														
19	15	19	16	62.3	64.0	S.E. by S.	0.5	0.8	} Cloudy; fair during the night; fine in the morning - - - }	70.2	62.7	90.8	58.9	0.00
19	21	19	22	62.7	66.1	S.S.E.	0.3	0.7						
20	3	20	4	65.3	68.5	S.S.E.	0.6	0.9	} Cloudy; fair during the day and night; hazy in the morning - - }	69.8	63.5	89.0	61.2	0.00
20	9	20	10	63.4	64.4	S.S.E.	0.5	0.9						
20	15	20	16	63.2	64.5	S.S.E.	0.6	1.0						
20	21	20	22	65.5	67.0	S.E. by S.	0.7	0.9						
21	3	21	4	65.5	68.0	S.S.E.	0.7	1.0	} Hazy; fair during the day; very dark and windy at night; hazy; fair in the morning - - - }	69.3	63.9	87.0	62.4	0.00
21	9	21	10	64.5	65.6	S.S.E.	2.0	1.0						
21	15	21	16	63.4	64.8	S.S.E.	3.0	1.0						
21	21	21	22	64.6	66.6	S.S.E.	2.9	1.0						
22	3	22	4	64.1	67.8	S.S.E.	3.3	0.9	} Windy; nearly overcast; fair during the day; dark and misty at night; mist and rain in the morning - - }	68.7	63.4	84.0	61.8	0.01.
22	9	22	10	64.3	65.6	S.S.E.	2.8	1.0						
22	15	22	16	63.5	64.6	S.S.E.	2.7	1.0						
22	21	22	22	Rain.	66.1	S.S.E.	2.0	0.9						
23	3	23	4	64.8	68.0	S.S.E.	2.8	0.9	} Cloudy; showery during the day; over- cast; misty during the night and in the morning - - - }	69.8	63.1	88.4	62.0	0.05
23	9	23	10	65.5	65.7	S.S.E.	3.0	1.0						
23	15	23	16	62.5	64.5	S.S.E.	1.7	1.0						
23	21	23	22	63.5	64.8	S.S.E.	1.8	1.0						
24	3	24	4	64.4	67.5	S.S.E.	2.1	1.0	} Overcast; fair during the day; cloudy at night; mist and haze in the morn- ing - - - }	69.7	63.2	86.6	59.9	0.01
24	9	24	10	63.3	64.6	S.S.E.	1.6	0.9						
24	15	24	16	62.2	64.0	S.S.E.	1.4	0.8						
24	21	24	22	64.7	66.4	S.E. by S.	1.1	0.9						
25	3	25	4	64.4	68.4	S.S.E.	1.3	0.9	} Cloudy; fair during the day; a few showers during the night - - }	70.7	63.3	96.9	59.2	0.01
25	9	25	10	61.5	64.5	S.S.E.	1.2	0.9						
Sunday.														
26	15	26	16	63.0	64.5	S.S.E.	1.0	1.0	} Overcast; dark at night; light rain in the morning - - - }	69.5	62.0	87.0	61.1	0.00
26	21	26	22	62.3	65.2	S.S.E.	1.0	0.9						
27	3	27	4	63.0	68.3	S.S.E.	0.8	0.8	} Cloudy; fair; calm in the morning - - }	70.7	62.5	96.0	55.6	0.00
27	9	27	10	59.5	65.6	S.S.E.	0.9	0.9						
27	15	27	16	60.7	64.3	S.S.E.	0.7	1.0						
27	21	27	22	61.6	65.7	S.S.E.	0.8	0.8						
28	3	28	4	63.6	68.6	S.S.E.	0.2	1.0	} Calm; overcast; fair during the day; dark at night; hazy in the morning - }	69.9	63.4	92.5	59.1	0.00
28	9	28	10	62.5	65.2	S.S.E.	0.2	1.0						
28	15	28	16	61.8	64.5	S.S.E.	0.2	1.0						
28	21	28	22	61.3	65.7	S.S.E.	0.2	1.0						
29	3	29	4	64.5	69.7	Calm.	0.0	1.0	} Calm; overcast; fair; dark at night; hazy in the morning - - - }	72.0	64.0	99.0	58.1	0.00
29	9	29	10	63.4	66.0	Calm.	0.0	1.0						
29	15	29	16	62.5	65.0	Calm.	0.0	0.9						
29	21	29	22	62.6	66.3	Calm.	0.0	1.0						
30	3	30	4	61.6	69.1	S.S.E.	1.0	1.0	} Overcast; fair - - - - }	70.3	64.0	94.0	58.7	0.00
30	9	30	10	62.7	65.7	S.S.E.	1.7	0.9						
30	15	30	16	61.1	64.6	S.S.E.	1.3	0.8						
30	21	30	22	63.4	66.6	S.E. by S.	1.2	1.0						
MAY.														
1	3	1	4	64.1	69.2	S.E. by S.	0.8	0.7	} Cloudy; fine during the day; overcast; fair at night and in the morning - }	71.2	63.7	98.9	59.6	0.00
1	9	1	10	60.7	65.3	S.E. by S.	1.1	1.0						
1	15	1	16	57.5	64.7	S.E. by S.	1.2	1.0						
1	21	1	22	63.4	66.3	S.E. by S.	1.8	1.0	} Fair; cloudy during the day; overcast at night - - - }	71.2	62.8	102.1	57.6	0.00
2	3	2	4	63.5	69.8	S.E. by S.	0.7	0.9						
2	9	2	10	63.3	65.5	S.S.E.	1.1	1.0						
Sunday.														
3	15	3	16	62.5	64.7	Calm.	0.0	1.0	} Overcast; dark at night; cloudy; fair in the morning - - - }	71.9	62.9	104.1	58.3	0.01
3	21	3	22	63.5	66.4	Calm.	0.0	0.8						

Mean Solar Time, Astronomical Reckoning.		Dew Point.	Standard Therm.	Wind.		Extent of Cloudy Sky.	Weather and Phenomena.	TEMPERATURE.				Rain.								
St. Helena.	Göttingen.			Direction.	Force.			Max. Therm.	Min. Therm.	Solar Rad.	Terres. Rad.									
MAY.																				
D.	H.	D.	H.	°	°	lbs.		°	°	°	°	In.								
4	3	4	4	63.5	69.2	Calm.	0.0	0.9	} Calm; cloudy; fair - - -	71.2	62.0	97.0	54.4	0.00						
4	9	4	10	63.9	66.0	Calm.	0.0	0.9												
4	15	4	16	63.0	64.3	Calm.	0.0	0.9												
4	21	4	22	59.1	65.8	Calm.	0.0	1.0												
5	3	5	4	64.9	68.1	Calm.	0.0	1.0	} Overcast; calm; fair; dull during the day; cloudy; fine in the morning - }	69.8	63.8	85.2	60.0	0.00						
5	9	5	10	63.3	65.3	Calm.	0.0	1.0												
5	15	5	16	62.9	64.7	S. by E.	0.2	1.0												
5	21	5	22	61.6	67.0	S. by E.	0.5	0.8												
6	3	6	4	64.7	68.3	E. by S.	0.4	0.9	} Calm; fair; cloudy during the day; overcast at night and in the morning }	70.4	63.0	92.3	58.0	0.00						
6	9	6	10	60.0	64.2	S.E. by E.	0.4	0.9												
6	15	6	16	60.7	64.0	S.E. by E.	0.6	1.0												
6	21	6	22	64.6	66.2	S.S.E.	0.2	1.0												
7	3	7	4	64.3	67.0	S.E. by S.	0.3	0.9	} Cloudy; fair; dull during the day; overcast at night; dull in the morning - }	70.4	63.4	92.6	60.6	0.00						
7	9	7	10	64.0	65.4	S.E. by S.	0.1	1.0												
7	15	7	16	63.0	64.9	S.E. by S.	0.9	1.0												
7	21	7	22	64.9	66.0	S.E. by S.	0.5	1.0												
8	3	8	4	Rain.	65.9	S.E. by S.	2.6	1.0	} Overcast; misty, with occasional showers during the day and night; cloudy; fair in the morning - - - }	68.2	61.2	83.9	60.5	0.22						
8	9	8	10	Rain.	63.5	S.E. by S.	2.5	1.0												
8	15	8	16	62.1	63.0	S.E. by S.	2.1	1.0												
8	21	8	22	61.8	64.9	S.E. by S.	1.1	0.9												
9	3	9	4	58.5	67.0	S.E. by S.	1.2	0.7	} Cloudy; fine during the day; overcast; mist and rain at night - - - }	68.4	60.5	93.0	59.3	0.32						
9	9	9	10	Rain.	62.5	S.E. by S.	1.8	0.9												
Sunday.															} Overcast; misty; showery - - -	65.8	59.2	79.5	58.1	0.22
10	15	10	16	60.7	61.5	S.E. by S.	2.1	1.0												
10	21	10	22	61.0	62.6	S.E. by S.	1.8	0.9												
11	3	11	4	61.6	65.5	S.E.	1.2	0.9												
11	9	11	10	61.0	63.1	S.E.	0.1	0.7	} Cloudy; fair during the day; overcast; misty at night and in the morning - }	67.0	60.8	84.0	58.5	0.12						
11	15	11	16	60.8	62.2	S.E. by E.	0.3	1.0												
11	21	11	22	62.9	63.6	S.E. by E.	0.1	1.0												
12	3	12	4	64.3	65.2	S.E. by S.	0.1	1.0												
12	9	12	10	63.4	63.7	S.E. by S.	0.2	1.0	} Overcast; misty; occasional showers -	65.5	62.5	71.9	61.8	0.36						
12	15	12	16	Rain.	63.9	S.E. by S.	0.7	1.0												
12	21	12	22	63.9	64.4	S.E. by S.	0.5	1.0												
13	3	13	4	Rain.	64.9	Calm.	0.0	1.0												
13	9	13	10	62.7	63.1	Calm.	0.0	1.0	} Overcast; misty; occasional showers during the day and night - - }	67.1	61.0	78.8	58.1	0.23						
13	15	13	16	61.6	62.4	S. by E.	1.1	1.0												
13	21	13	22	60.7	63.1	S.S.E.	1.5	0.9												
14	3	14	4	62.5	64.0	S.E. by S.	0.9	1.0												
14	9	14	10	Rain.	63.0	S.S.E.	0.8	1.0	} Overcast; misty and showery during the day and night; cloudy; fair in the morning - - - }	66.0	60.8	74.8	59.5	0.17						
14	15	14	16	61.6	61.9	S.E. by S.	0.2	1.0												
14	21	14	22	63.5	64.1	S.S.E.	0.2	0.9												
15	3	15	4	62.5	64.5	Calm.	0.0	1.0												
15	9	15	10	61.0	62.8	Calm.	0.0	1.0	} Overcast; fair and dull during the day; a little mist at night; mist and rain in the morning - - - }	67.0	61.1	86.0	59.6	0.02						
15	15	15	16	61.7	62.4	Calm.	0.0	1.0												
15	21	15	22	Rain.	62.3	Calm.	0.0	1.0												
16	3	16	4	—	62.7	S.S.E.	0.7	1.0												
16	9	16	10	60.3	61.6	S.E. by S.	0.8	1.0	} Overcast; thick mist - - - - }	65.3	59.3	74.4	59.4	0.19						
Sunday.																				
17	15	17	16	59.0	62.0	Calm.	0.0	1.0							} Overcast at night; calm; fair; hazy in the morning - - - }	67.4	60.9	88.0	59.0	0.03
17	21	17	22	59.8	63.1	Calm.	0.0	1.0												
18	3	18	4	61.7	65.4	Calm.	0.0	1.0	} Calm; cloudy; fair during the day; overcast; dark at night; cloudless; fine in the morning - - - }	69.1	58.1	92.0	49.5	0.00						
18	9	18	10	60.0	62.4	Calm.	0.0	0.8												
18	15	18	16	60.0	62.1	Calm.	0.0	1.0												
18	21	18	22	60.5	63.6	Calm.	0.0	0.0												
19	3	19	4	61.6	68.5	N.E. by E.	0.0	0.1	} Calm; very fine during the day; sky cloudless at night; very fine in the morning - - - }	71.4	57.2	98.5	49.6	0.00						
19	9	19	10	58.4	61.1	Calm.	0.0	0.2												
19	15	19	16	55.9	59.4	Calm.	0.0	0.0												
19	21	19	22	59.5	63.7	E.N.E.	0.0	0.1												
20	3	20	4	61.7	67.2	Calm.	0.0	0.2	} Calm; very fine during the day; cloudy at night; overcast; misty and showery in the morning - - - }	69.6	61.9	94.5	59.0	0.28						
20	9	20	10	—	64.1	Calm.	0.0	0.5												
20	15	20	16	62.5	63.3	S.S.E.	0.1	1.0												
20	21	20	22	63.0	64.0	S.S.E.	0.8	1.0												

Mean Solar Time, Astronomical Reckoning.		Dew Point.	Standard Therm.	Wind.		Extent of Cloudy Sky.	Weather and Phenomena.	TEMPERATURE.				Rain.		
St. Helena.	Gottingen.			Direction.	Force.			Max. Therm.	Min. Therm.	Solar Rad.	Terres. Rad.			
MAY.														
D.	H.	°	°		lbs.			°	°	°	°	In.		
21	3	21	4	62°0	63°3	S.S.E.	2°3	1°0						
21	9	21	10	61°6	62°5	S.E. by S.	1°8	1°0	} Overcast; misty and showery during the day; dark at night; cloudy; fair in the morning	65°3	60°5	78°0	57°7	0°05
21	15	21	16	59°7	61°6	S.E. by S.	1°3	1°0						
21	21	21	22	57°5	63°0	S.E. by S.	1°3	0°7						
22	3	22	4	59°8	65°6	S.E. by S.	0°3	0°3	} Very fine during the day; overcast; misty and showery at night; fine in the morning	67°0	59°3	92°2	—	0°21
22	9	22	10	Rain.	61°6	S.E. by S.	2°3	1°0						
22	15	22	16	58°6	60°7	S.E.	2°2	1°0						
22	21	22	22	56°8	62°1	S.E.	2°0	0°8	} Cloudy; showery during the day; overcast; dark; showery at night	66°8	58°1	87°1	57°0	0°21
23	3	23	4	60°1	63°5	S.E. by S.	2°1	0°8						
23	9	23	10	60°0	60°9	S.E. by S.	1°5	1°0						
Sunday.														
24	15	24	16	Rain.	60°8	S.E.	1°9	0°9	} Overcast; misty and showery	65°1	59°1	79°2	56°5	0°18
24	21	24	22	59°0	61°1	S.E.	2°3	1°0						
25	3	25	4	60°8	62°0	S.E. by S.	2°0	1°0						
25	9	25	10	59°8	60°7	S.E. by S.	2°0	1°0	} Overcast; misty and showery	65°3	57°5	81°8	55°0	0°18
25	15	25	16	58°5	59°3	S.E. by S.	2°2	0°8						
25	21	25	22	60°5	60°5	S.E. by S.	1°7	1°0						
26	3	26	4	60°5	62°5	S.E. by S.	0°5	1°0	} Overcast; light rain during the day; misty at night; cloudy; showery in the morning	64°4	57°0	78°0	54°0	0°10
26	9	26	10	59°3	60°2	S.S.E.	0°5	1°0						
26	15	26	16	58°5	58°9	S.E. by S.	0°6	0°8						
26	21	26	22	57°6	59°9	S.E.	0°6	0°9	} Cloudy; fair during the day; dark at night; dull; fair in the morning	65°0	58°0	84°7	54°6	0°06
27	3	27	4	60°7	63°4	S.E. by S.	0°3	0°9						
27	9	27	10	55°3	60°4	S.E. by S.	0°3	0°8						
27	15	27	16	58°0	59°2	S.S.E.	0°5	0°9	} Cloudy; fair during the day; dark at night; dull; fair in the morning	65°0	58°0	84°7	54°6	0°06
27	21	27	22	58°5	61°3	S.E. by S.	0°3	0°9						
28	3	28	4	61°9	64°4	S.S.E.	0°5	0°7						
28	9	28	10	60°7	61°8	S.E. by S.	0°8	0°9	} Cloudy; fair during the day; dark; showery at night; rain in the morning	66°3	58°9	90°5	58°0	0°32
28	15	28	16	Rain.	61°6	S.E. by S.	0°9	1°0						
28	21	28	22	61°1	62°0	S.S.E.	0°8	1°0						
29	3	29	4	62°6	64°5	S.E.	0°0	1°0	} Overcast; fair and dull during the day; misty at night and in the morning	66°2	59°9	85°4	56°3	0°00
29	9	29	10	60°5	61°5	S.E. by S.	0°2	1°0						
29	15	29	16	59°9	60°9	Calm.	0°0	0°9						
29	21	29	22	60°6	61°6	Calm.	0°0	1°0	} Cloudy; fair	66°4	58°2	87°0	55°6	0°06
30	3	30	4	62°6	64°6	Calm.	0°0	0°9						
30	9	30	10	58°8	60°6	Calm.	0°0	0°9						
Sunday.														
31	15	31	16	Rain.	60°0	Calm.	0°0	0°8	} Overcast; rain at night; cloudy; fair in the morning	63°9	58°0	78°0	54°1	0°36
31	21	31	22	59°4	61°1	Calm.	0°0	0°7						
JUNE.														
1	3	1	4	57°5	64°0	Calm.	0°0	0°5	} Calm; fine during the day; overcast; misty, with showers at night; cloudy; fair in the morning	65°7	59°0	87°8	52°5	0°09
1	9	1	10	59°1	60°6	Calm.	0°0	0°6						
1	15	1	16	58°1	60°2	Calm.	0°0	1°0						
1	21	1	22	56°2	61°5	Calm.	0°0	0°8	} Very fine during the day; overcast; showery at night; cloudy; fair in the morning	66°4	58°9	89°2	54°2	0°04
2	3	2	4	54°8	64°4	Calm.	0°0	0°3						
2	9	2	10	58°5	61°5	Calm.	0°0	0°5						
2	15	2	16	58°3	60°3	Calm.	0°0	1°0	} Overcast; fair	65°0	58°8	82°5	55°3	0°00
2	21	2	22	53°4	61°0	S.S.E.	0°0	0°9						
3	3	3	4	56°6	63°5	Calm.	0°0	0°9						
3	9	3	10	55°5	60°5	Calm.	0°0	1°0	} Overcast; fair	65°0	58°8	82°5	55°3	0°00
3	15	3	16	55°6	60°0	S.S.E.	0°1	1°0						
3	21	3	22	51°6	61°7	S.E. by S.	0°2	1°0						
4	3	4	4	53°6	64°4	Calm.	0°0	0°7	} Calm; cloudy; fine during the day; overcast at night; light rain in the morning	65°4	57°5	87°3	56°1	0°02
4	9	4	10	59°0	61°9	Calm.	0°0	1°0						
4	15	4	16	55°5	60°2	Calm.	0°0	1°0						
4	21	4	22	57°0	61°2	Calm.	0°0	0°9	} Calm; cloudy; fair during the day; very fine at night; fine in the morning	68°7	56°3	99°8	47°0	0°00
5	3	5	4	57°6	64°8	Calm.	0°0	0°8						
5	9	5	10	58°3	60°6	Calm.	0°0	0°6						
5	15	5	16	56°0	59°8	Calm.	0°0	0°4	} Calm; cloudy; fair during the day; very fine at night; fine in the morning	68°7	56°3	99°8	47°0	0°00
5	21	5	22	58°9	61°4	Calm.	0°0	0°8						
6	3	6	4	57°8	64°2	S. by E.	0°8	0°8						
6	9	6	10	56°7	60°0	S.	0°2	0°4	} Cloudy; fine	66°5	57°7	91°0	51°4	0°00
Sunday.														
7	15	7	16	57°9	59°5	Calm.	0°0	0°8						
7	21	7	22	59°7	61°5	S.E. by S.	0°3	0°6	} Cloudy; fair	65°4	58°1	87°0	52°0	0°00

Mean Solar Time, Astronomical Reckoning.		Dew Point.	Standard Therm.	Wind.		Extent of Cloudy Sky.	Weather and Phenomena.	TEMPERATURE.				Rain.		
St. Helena.	G ttingen.			Direction.	Force.			Max. Therm.	Min. Therm.	Solar Rad.	Terres. Rad.			
JUNE.		°	°		lbs.			°	°	°	°	In.		
D.	H.	D.	H.											
8	3	8	4	61.0	64.6	S.E. by E.	0.1	0.8	} Calm; cloudy; fair - - - -	66.6	58.0	91.8	50.4	0.00
8	9	8	10	58.2	60.2	Calm.	0.0	0.7						
8	15	8	16	57.6	59.5	Calm.	0.0	0.8						
8	21	8	22	—	61.8	E.S.E.	0.2	0.7	} Calm; cloudy; fair during the day and night; very fine in the morning - }	66.8	54.4	85.8	43.1	0.00
9	3	9	4	59.3	63.9	Calm.	0.0	0.7						
9	9	9	10	59.1	60.8	Calm.	0.0	0.7						
9	15	9	16	54.6	58.4	Calm.	0.0	0.8	} Calm; cloudy; fair during the day; very fine and cloudless at night and in the morning - - - - }	68.8	54.0	91.1	42.2	0.00
9	21	9	22	56.0	60.4	E.N.E.	0.0	0.3						
10	3	10	4	57.3	65.1	E.N.E.	0.1	0.8						
10	9	10	10	54.0	58.0	Calm.	0.0	0.3	} Calm; very fine during the day; cloudy; } fair at night and in the morning - }	66.7	58.0	96.2	52.0	0.00
10	15	10	16	53.2	55.3	Calm.	0.0	0.0						
10	21	10	22	57.1	60.1	E.	0.0	0.0						
11	3	11	4	56.5	64.8	E.S.E.	0.0	0.1	} Fair; cloudy during the day and night; } overcast in the morning - - }	67.5	59.1	90.0	—	0.00
11	9	11	10	58.0	59.6	Calm.	0.0	0.1						
11	15	11	16	58.1	59.5	Calm.	0.0	0.9						
11	21	11	22	57.6	61.8	S.E. by E.	0.1	0.9	} Overcast; fair - - - - }	67.2	60.1	89.0	57.1	0.00
12	3	12	4	58.5	64.8	S.E. by E.	0.8	0.9						
12	9	12	10	58.5	61.7	S.E. by E.	0.8	0.8						
12	15	12	16	59.0	61.2	S.E. by E.	0.3	1.0	} Calm; overcast; fair - - - - }	69.6	59.7	87.5	54.7	0.00
12	21	12	22	58.3	61.7	S.E.	0.7	1.0						
13	3	13	4	54.5	65.7	E. by S.	0.0	1.0						
13	9	13	10	59.3	62.3	E.S.E.	0.0	1.0	} Calm; overcast; fair - - - - }	68.6	60.5	91.0	52.2	0.00
Sunday.		14	16	53.7	61.5	Calm.	0.0	1.0						
		14	21	55.1	63.4	Calm.	0.0	1.0						
15	3	15	4	57.1	65.8	E.	0.0	1.0	} Calm; very fine during the day; cloudy; } fair at night and in the morning - }	67.9	59.0	98.7	50.0	0.00
15	9	15	10	55.6	62.3	Calm.	0.0	0.9						
15	15	15	16	—	61.5	Calm.	0.0	1.0						
15	21	15	22	52.4	62.7	Calm.	0.0	0.7	} Cloudy; fair during the day; calm; } showery at night and in the morning }	66.8	59.3	97.2	55.3	0.08
16	3	16	4	52.8	65.2	Calm.	0.0	0.1						
16	9	16	10	55.6	61.1	S.E. by S.	0.1	0.2						
16	15	16	16	58.9	61.0	S. by E.	1.1	0.8	} Calm; cloudy; fair during the day; very fine; nearly cloudless at night; over- cast; fair in the morning - - }	67.0	56.5	94.9	47.6	0.00
16	21	16	22	60.5	63.2	S.E. by S.	0.4	0.7						
17	3	17	4	58.8	64.9	S.S.E.	0.9	0.7						
17	9	17	10	59.8	61.8	Calm.	0.0	0.9	} Calm; overcast; fair; dull during the day; very fine; cloudless at night; dull in the morning - - }	63.7	55.2	71.0	43.0	0.00
17	15	17	16	59.5	61.0	Calm.	0.0	0.9						
17	21	17	22	59.6	61.3	Calm.	0.0	1.0						
18	3	18	4	59.8	64.7	E.	0.0	0.7	} Calm; cloudy; fair during the day; very fine; nearly cloudless at night; over- cast; fair in the morning - - }	67.0	56.5	94.9	47.6	0.00
18	9	18	10	56.5	59.0	Calm.	0.0	0.0						
18	15	18	16	55.6	58.1	Calm.	0.0	0.1						
18	21	18	22	59.4	60.7	Calm.	0.0	1.0	} Calm; overcast; fair; dull during the day; very fine; cloudless at night; dull in the morning - - }	64.8	57.7	80.5	47.5	0.32
19	3	19	4	58.8	62.2	Calm.	0.0	1.0						
19	9	19	10	53.5	57.6	E.S.E.	0.0	0.4						
19	15	19	16	56.3	58.2	Calm.	0.0	0.4	} Calm; cloudy; fair during the day; fine at night - - - - }	64.8	57.7	80.5	47.5	0.32
19	21	19	22	59.3	61.4	Calm.	0.0	0.9						
20	3	20	4	51.6	63.4	S.W. by S.	0.1	0.6						
20	9	20	10	56.7	60.5	Calm.	0.0	0.3	} Overcast; misty and showery at night; cloudy; fair in the morning - - }	64.2	56.0	74.8	54.9	0.67
Sunday.		21	16	58.5	59.0	S.E.	0.9	1.0						
		21	21	57.5	59.3	S.S.E.	1.8	0.7						
22	3	22	4	60.2	62.5	S.E. by E.	0.1	1.0	} Overcast; occasional showers during the day and night; cloudy; fair in the morning - - - - }	64.3	58.6	81.5	58.2	0.04
22	9	22	10	Rain.	59.9	S.E.	1.4	1.0						
22	15	22	16	Rain.	60.6	S.E. by E.	0.6	1.0						
22	21	22	22	61.6	62.0	E. by S.	0.1	0.9	} Nearly overcast; fair during the day; calm; dark at night; nearly overcast; dull in the morning - - - - }	64.8	58.0	81.3	50.6	0.01
23	3	23	4	60.2	62.4	E.S.E.	0.3	1.0						
23	9	23	10	60.2	61.0	Calm.	0.0	0.9						
23	15	23	16	59.3	60.4	Calm.	0.0	0.8	} Cloudy; fair during the day and night; overcast; showery in the morning - }	65.1	58.1	83.0	52.9	0.02
23	21	23	22	60.6	61.2	Calm.	0.0	0.9						
24	3	24	4	61.0	63.6	S.E. by E.	0.3	0.8						
24	9	24	10	59.3	60.6	Calm.	0.0	0.9	} Overcast; mist and rain - - - - }	63.0	56.5	75.5	55.4	0.53
24	15	24	16	58.4	59.8	Calm.	0.0	0.9						
24	21	24	22	Rain.	59.6	S.E.	0.3	1.0						
25	3	25	4	Rain.	60.7	S.S.E.	0.8	0.9	} Overcast; mist and rain - - - - }	63.0	56.5	75.5	55.4	0.53
25	9	25	10	Rain.	58.7	S.E. by S.	1.1	1.0						
25	15	25	16	Rain.	58.3	S.E.	1.8	1.0						
25	21	25	22	58.1	58.6	S.E. by S.	2.0	1.0						

Mean Solar Time, Astronomical Reckoning.		Dew Point.	Standard Therm.	Wind.		Extent of Cloudy Sky.	Weather and Phenomena.	TEMPERATURE.				Rain.		
St. Helena.	Göttingen.			Direction.	Force.			Max. Therm.	Min. Therm.	Solar Rad.	Terres. Rad.			
JUNE.														
D.	H.	D.	H.	°	°	lbs.		°	°	°	°	In.		
26	3	26	4	58.5	61.0	1.2	1.0	} Nearly overcast; fair during the day; light rain at night; fair in the morn- ing - - - - -	62.4	57.2	75.7	52.9	0.04	
26	9	26	10	57.7	58.7	0.9	1.0							
26	15	26	16	58.5	59.0	2.0	1.0							
26	21	26	22	54.9	59.7	2.1	0.9							
27	3	27	4	59.1	63.1	1.4	0.9							
27	9	27	10	56.2	59.6	0.5	1.0	} Nearly overcast; fair - - - - -	64.4	57.5	84.8	51.4	0.01	
Sunday.														
28	15	28	16	Rain.	59.7	S.S.E.	0.7	0.9	} Nearly overcast; a few showers - - -	65.0	57.5	86.8	52.0	0.05
28	21	28	22	58.9	60.7	S.E. by S.	1.4	1.0						
29	3	29	4	57.5	62.0	S.E.	1.0	0.7	} Fair; cloudy during the day and night; overcast in the morning - - -	65.0	57.9	87.2	52.8	0.01
29	9	29	10	55.0	58.8	S.E. by S.	0.6	0.8						
29	15	29	16	51.6	58.6	S.E.	0.3	1.0						
29	21	29	22	54.0	60.1	S.E.	0.4	1.0						
30	3	30	4	58.6	61.4	S.E.	0.4	1.0						
30	9	30	10	52.6	59.1	Calm.	0.0	1.0	} Calm; overcast; fair - - - - -	64.4	57.0	78.0	54.0	0.01
30	15	30	16	51.2	58.6	Calm.	0.0	1.0						
30	21	30	22	57.5	60.3	Calm.	0.0	1.0						
JULY.														
1	3	1	4	56.5	62.5	Calm.	0.0	0.7	} Calm; cloudy; fair; a few showers at night; mist and rain in the morning -	64.3	56.5	86.9	51.6	0.16
1	9	1	10	57.0	59.0	Calm.	0.0	0.9						
1	15	1	16	57.6	58.6	Calm.	0.0	1.0						
1	21	1	22	Rain.	59.3	Calm.	0.0	0.8						
2	3	2	4	60.9	65.0	N.E. by E.	0.1	0.9						
2	9	2	10	57.8	59.7	Calm.	0.0	0.9	} Calm; cloudy; fair during the day; misty and showery at night; cloudy; fair in the morning - - -	67.7	56.5	90.9	49.4	0.08
2	15	2	16	57.8	58.6	Calm.	0.0	0.8						
2	21	2	22	57.9	59.5	Calm.	0.0	0.8						
3	3	3	4	53.6	62.5	Calm.	0.0	0.6	} Calm; very fine - - - - -	64.9	55.2	89.8	48.2	0.02
3	9	3	10	56.8	58.7	Calm.	0.0	0.2						
3	15	3	16	55.4	57.3	Calm.	0.0	0.1						
3	21	3	22	58.5	60.0	Calm.	0.0	0.5						
4	3	4	4	60.5	65.1	E.N.E.	0.1	0.6						
4	9	4	10	56.1	58.6	Calm.	0.0	0.2	} Calm; cloudy; fine during the day; very fine at night - - - - -	67.8	55.7	92.3	47.5	0.00
Sunday.														
5	15	5	16	56.3	58.6	Calm.	0.0	0.4	} Calm; very fine during the night; over- cast; mist and light rain in the morn- ing - - - - -	66.8	55.0	97.0	46.6	0.00
5	21	5	22	Rain.	59.9	E.S.E.	0.1	0.6						
6	3	6	4	59.1	61.9	S.S.E.	1.8	0.9	} Cloudy and showery during the day; calm; cloudy; showery at night and in the morning - - - - -	63.4	57.2	76.0	54.0	0.27
6	9	6	10	Rain.	59.3	Calm.	0.0	0.9						
6	15	6	16	57.5	58.5	Calm.	0.0	0.8						
6	21	6	22	Rain.	59.7	Calm.	0.0	0.9						
7	3	7	4	58.0	61.3	S.E. by S.	0.2	0.9						
7	9	7	10	56.5	58.2	S.E. by S.	0.1	0.7	} Calm; cloudy; fair during the day; cloudy; a few showers at night; fair in the morning - - - - -	63.3	56.2	77.1	50.6	0.22
7	15	7	16	Rain.	57.5	S.E.	0.1	1.0						
7	21	7	22	57.5	58.9	S.E. by E.	1.9	1.0						
8	3	8	4	57.0	60.2	S.E.	1.8	0.9	} Nearly overcast; fair; a few showers during the day; overcast; fair at night and in the morning - - -	61.0	56.0	71.1	50.3	0.11
8	9	8	10	56.5	58.8	S.E. by E.	2.5	0.9						
8	15	8	16	53.8	57.3	S.E. by E.	2.1	1.0						
8	21	8	22	52.5	58.3	S.E. by E.	2.1	1.0						
9	3	9	4	57.0	61.0	S.E. by E.	1.7	0.9						
9	9	9	10	56.9	58.1	E. by S.	2.0	0.9	} Nearly overcast; fair during the day; overcast; showery at night; cloudy; a little rain in the morning - - -	62.3	55.5	78.9	52.9	0.05
9	15	9	16	56.0	57.4	S.E. by E.	1.6	1.0						
9	21	9	22	56.0	58.4	S.E. by E.	1.8	0.8						
10	3	10	4	56.5	60.7	S.E.	1.8	1.0	} Overcast; fair - - - - -	63.4	55.1	82.3	49.6	0.04
10	9	10	10	52.6	57.9	S.E. by E.	1.6	1.0						
10	15	10	16	55.6	57.4	S.E. by E.	1.7	1.0						
10	21	10	22	57.7	59.3	E.S.E.	1.7	0.9						
11	3	11	4	59.5	61.5	S.E. by E.	1.5	0.9						
11	9	11	10	58.8	59.0	E.S.E.	1.0	1.0	} Overcast; misty and showery - - -	63.2	55.0	76.6	51.5	0.04
Sunday.														
12	15	12	16	53.2	57.7	E.S.E.	0.1	1.0	} Nearly calm; nearly overcast; fair at night; mist and rain in the morning }	63.0	55.0	76.1	49.4	0.09
12	21	12	22	56.3	58.5	S.E. by E.	0.5	0.9						

Mean Solar Time, Astronomical Reckoning.		Dew Point.	Standard Therm.	Wind.		Extent of Cloudy Sky.	Weather and Phenomena.	TEMPERATURE.				Rain.								
St. Helena.	Göttingen.			Direction.	Force.			Max. Therm.	Min. Therm.	Solar Rad.	Terres. Rad.									
JULY.																				
D.	H.	D.	H.	°	°		lbs.		°	°	°	°	In.							
13	3	13	4	57.5	60.3	S.S.E.	0.5	0.8	} Nearly calm; cloudy; showery - -	63.0	55.5	77.0	47.9	0.16						
13	9	13	10	55.3	57.2	S.E.	0.6	0.5												
13	15	13	16	Rain.	57.1	Calm.	0.0	0.8												
13	21	13	22	57.4	58.6	S.E.	0.6	1.0	} Cloudy; fair; a little rain during the day and night; very fine in the morning -	62.3	55.2	79.8	45.2	0.11						
14	3	14	4	58.2	61.0	E.S.E.	0.0	0.8												
14	9	14	10	54.6	57.5	E.S.E.	0.0	0.4												
14	15	14	16	49.1	55.8	Calm.	0.0	0.5	} Calm; cloudy; fine during the day; overcast; mist and rain at night and in the morning - -	63.3	55.9	84.9	49.1	0.10						
14	21	14	22	53.4	58.9	E. by S.	0.0	0.7												
15	3	15	4	53.4	62.3	Calm.	0.0	0.5												
15	9	15	10	53.9	58.4	E.S.E.	0.0	0.7	} Calm; cloudy; fine during the day; overcast; mist and rain at night and in the morning - -	63.3	55.9	84.9	49.1	0.10						
15	15	15	16	55.7	57.6	S.E. by E.	0.0	1.0												
15	21	15	22	57.1	57.6	E.S.E.	0.9	0.9												
16	3	16	4	57.0	59.3	S.E. by E.	2.1	1.0	} Overcast; misty and showery during the day and night; windy; fair in the morning - -	60.5	54.7	70.1	53.0	0.16						
16	9	16	10	Rain.	56.8	S.E. by E.	2.2	1.0												
16	15	16	16	52.8	56.6	S.E. by E.	2.7	1.0												
16	21	16	22	52.6	57.5	E.S.E.	3.0	1.0	} Overcast; windy; mist and rain during the day and night; fair in the morning -	61.5	54.9	76.0	52.5	0.22						
17	3	17	4	57.4	59.4	E.S.E.	2.3	1.0												
17	9	17	10	Rain.	56.6	E.S.E.	2.3	1.0												
17	15	17	16	Rain.	57.0	E.S.E.	2.9	1.0	} Overcast; windy; mist and rain during the day and night; fair in the morning -	61.5	54.9	76.0	52.5	0.22						
17	21	17	22	54.6	57.5	E.S.E.	3.0	0.9												
18	3	18	4	57.3	59.7	S.E. by E.	3.0	0.9												
18	9	18	10	56.5	57.3	S.E. by E.	2.7	1.0	} Overcast; windy; showery during the day; very dark at night - -	61.0	54.6	72.8	51.7	0.07						
Sunday.																				
19	15	19	16	55.7	56.1	S.E. by E.	1.5	1.0							} Overcast; mist and rain - - -	60.2	54.5	70.0	52.7	0.34
19	21	19	22	57.5	57.5	E.S.E.	1.4	0.9												
20	3	20	4	58.3	60.0	E.S.E.	1.9	1.0												
20	9	20	10	54.4	56.5	S.E. by E.	1.9	1.0	} Overcast; fair; very dark at night; hazy in the morning - - -	61.3	55.8	72.1	54.0	0.03						
20	15	20	16	54.0	57.0	E.S.E.	1.8	1.0												
20	21	20	22	50.5	57.6	E.S.E.	1.7	1.0												
21	3	21	4	58.1	61.7	S.E. by E.	1.2	0.8	} Cloudy; fair during the day; showery at night and in the morning - -	63.0	54.5	85.0	51.0	0.14						
21	9	21	10	55.0	57.9	S.E. by E.	1.2	0.6												
21	15	21	16	55.5	56.9	S.E. by E.	2.1	1.0												
21	21	21	22	54.3	57.3	S.E.	2.2	0.8	} Nearly overcast; fair during the day; overcast; showery at night; cloudy; fair in the morning - -	61.2	54.5	75.5	50.5	0.19						
22	3	22	4	55.7	59.3	S.E. by E.	2.2	0.9												
22	9	22	10	55.3	56.7	S.E.	2.1	0.9												
22	15	22	16	Rain.	55.5	S.E.	2.2	1.0	} Cloudy; fair - - - - -	62.3	55.1	78.0	48.0	0.00						
22	21	22	22	53.0	57.7	S.E. by E.	2.0	1.0												
23	3	23	4	55.5	61.4	S.E.	2.3	0.9												
23	9	23	10	54.1	57.6	S.E.	2.1	0.9	} Cloudy; fair - - - - -	62.3	55.1	78.0	48.0	0.00						
23	15	23	16	51.5	56.0	E.S.E.	2.1	0.4												
23	21	23	22	54.6	58.4	E.S.E.	2.1	0.8												
24	3	24	4	53.6	61.2	E.S.E.	2.0	0.8	} Cloudy; fair during the day and night; overcast; showery in the morning -	63.2	56.0	83.0	49.8	0.00						
24	9	24	10	53.5	57.1	E.S.E.	2.0	0.9												
24	15	24	16	53.8	57.0	E.S.E.	2.0	0.8												
24	21	24	22	56.0	59.0	E. by S.	1.4	0.9	} Overcast; misty and showery during the day; overcast at night - - -	60.2	55.0	70.0	51.4	0.10						
25	3	25	4	57.2	58.3	E.S.E.	2.3	1.0												
25	9	25	10	57.2	57.8	E.S.E.	2.0	1.0												
Sunday.																				
26	15	26	16	Rain.	56.6	E.	1.8	1.0	} Overcast; heavy showers - - -	62.8	54.6	86.5	51.9	0.34						
26	21	26	22	56.9	57.8	S.E. by E.	1.8	1.0												
27	3	27	4	58.5	61.5	E.S.E.	0.0	0.9												
27	9	27	10	56.1	57.6	Calm.	0.0	1.0	} Cloudy; a few showers during the day; dark; showery at night; cloudy; calm; fair in the morning - -	63.2	55.3	85.8	53.4	0.30						
27	15	27	16	Rain.	56.8	Calm.	0.0	1.0												
27	21	27	22	56.0	58.2	Calm.	0.0	0.8												
28	3	28	4	55.5	60.7	Calm.	0.0	0.6	} Calm; cloudy; fair - - - - -	65.4	55.0	88.2	46.9	0.00						
28	9	28	10	55.4	57.5	E. by S.	0.0	0.7												
28	15	28	16	55.9	56.9	Calm.	0.0	0.7												
28	21	28	22	56.0	58.7	E.N.E.	0.0	0.8	} Calm; cloudy; fair during the day; overcast; fair at night and in the morning - - -	66.9	55.9	93.0	45.5	0.00						
29	3	29	4	54.1	62.9	N.E.	0.0	0.7												
29	9	29	10	55.3	58.7	Calm.	0.0	1.0												
29	15	29	16	56.6	58.1	Calm.	0.0	0.8	} Calm; cloudy; fair during the day; overcast; fair at night and in the morning - - -	66.9	55.9	93.0	45.5	0.00						
29	21	29	22	58.9	60.5	N.E.	0.0	1.0												

Mean Solar Time, Astronomical Reckoning.		Dew Point.	Standard Therm.	Wind.		Extent of Cloudy Sky.	Weather and Phenomena.	TEMPERATURE.				Rain.	
St. Helena.	Göttingen.			Direction.	Force.			Max. Therm.	Min. Therm.	Solar Rad.	Terres. Rad.		
JULY.													
D.	H.	°	°		lbs.			°	°	°	°	In.	
30	3	30 4	60°0	63°6	N.E.	0°0	0°8						
30	9	30 10	50°5	54°7	Calm.	0°0	0°1	} Calm; cloudy; fair during the day; very fine clear night; overcast; fair in the morning - - - }	65°2	52°5	86°9	40°2	0°00
30	15	30 16	51°0	53°6	Calm.	0°0	0°3						
30	21	30 22	57°2	59°5	Calm.	0°0	1°0						
31	3	31 4	56°6	60°6	Calm.	0°0	1°0	} Calm; overcast; fair during the day; very fine at night; cloudy; fair in the morning - - - }	62°6	53°0	79°5	41°0	0°00
31	9	31 10	56°5	58°7	Calm.	0°0	1°0						
31	15	31 16	53°0	55°0	Calm.	0°0	0°0						
31	21	31 22	57°2	59°0	Calm.	0°0	0°8						
AUGUST.													
1	3	1 4	58°4	62°4	Calm.	0°0	1°0	} Calm; overcast; fair - - - }	64°5	56°1	85°8	49°0	0°18
1	9	1 10	56°9	58°8	Calm.	0°0	1°0						
Sunday.													
2	15	2 16	Rain.	57°6	S.E.	2°3	1°0	} Overcast; mist and rain at night; fair; dull in the morning - - - }	61°0	53°0	72°0	54°4 ^a	0°98
2	21	2 22	56°3	58°5	S.E.	2°4	1°0						
3	3	3 4	57°7	59°6	S.E. by E.	2°3	1°0	} Overcast; misty and showery during the day and night; windy; fair in the morning - - - }	60°9	53°9	74°9	50°6	0°03
3	9	3 10	56°2	56°9	S.E. by E.	2°2	1°0						
3	15	3 16	50°9	55°8	S.E. by E.	2°3	1°0						
3	21	3 22	54°9	57°3	S.E. by E.	2°5	1°0						
4	3	4 4	57°3	59°1	E.S.E.	2°3	0°9	} Nearly overcast; misty and showery -	61°7	54°3	77°5	—	0°23
4	9	4 10	55°0	56°5	E.S.E.	2°3	1°0						
4	15	4 16	56°5	56°4	E.S.E.	2°5	1°0						
4	21	4 22	56°5	56°6	E.S.E.	2°5	0°9	} Overcast; fair; dull during the day; misty and showery at night; hazy; dull; fair in the morning - - - }	62°7	54°2	79°3	52°0	0°13
5	3	5 4	57°0	59°5	E.S.E.	2°1	1°0						
5	9	5 10	56°3	56°8	E.S.E.	2°0	1°0	} Calm; fair during the day; overcast; fair at night; cloudy; fair in the morning - - - }	64°4	55°9	88°1	47°2	0°00
5	15	5 16	55°6	56°0	E.S.E.	1°5	1°0						
5	21	5 22	56°7	58°0	E.S.E.	0°3	1°0	} Calm; fair during the day; overcast; fair at night; cloudy; fair in the morning - - - }	64°4	55°9	88°1	47°2	0°00
6	3	6 4	58°3	62°5	E. by S.	0°1	0°6						
6	9	6 10	57°1	59°2	Calm.	0°0	1°0	} Calm; fair during the day; overcast; fair at night; cloudy; fair in the morning - - - }	64°4	55°9	88°1	47°2	0°00
6	15	6 16	56°3	58°1	Calm.	0°0	1°0						
6	21	6 22	54°5	59°4	E.S.E.	0°1	0°5	} Calm; overcast; fair; dull during the day; fair at night; overcast; fair in the morning - - - }	62°8	55°0	72°7	44°3	0°00
7	3	7 4	56°6	61°5	Calm.	0°0	1°0						
7	9	7 10	57°2	58°4	Calm.	0°0	0°8	} Calm; overcast; fair; dull during the day; fair at night; overcast; fair in the morning - - - }	62°8	55°0	72°7	44°3	0°00
7	15	7 16	53°0	57°0	S.E. by E.	0°2	0°4						
7	21	7 22	56°0	59°6	S.E. by S.	0°2	1°0	} Nearly calm; overcast; dull during the day; cloudy; fair at night - - - }	61°6	55°9	72°7	51°3	0°00
8	3	8 4	56°6	60°2	S.E.	0°2	1°0						
8	9	8 10	55°8	57°5	S.E. by S.	0°2	0°5	} Overcast; fair - - - - - }	62°4	56°6	75°0	53°6	0°00
Sunday.	9 15	9 16	56°7	58°0	S.E. by E.	2°3	0°9						
9	21	9 22	56°6	59°5	S.E. by E.	1°0	1°0	} Overcast; fair; dull during the day; mist and rain at night; fair in the morning - - - - - }	63°6	55°5	80°1	55°0	0°02
10	3	10 4	59°7	61°0	S.E.	0°2	1°0						
10	9	10 10	Rain.	58°6	S.E.	2°0	1°0	} Windy; cloudy; fair during the day and night; overcast; dull in the morning - - - - - }	63°1	55°0	78°6	50°8	0°00
10	15	10 16	55°7	56°6	S.E.	1°9	1°0						
10	21	10 22	56°2	58°8	S.E.	3°1	0°9	} Windy; overcast; dull during the day; cloudy; fair at night and in the morning - - - - - }	61°0	54°5	76°2	50°3	0°03
11	3	11 4	58°5	61°5	S.E. by E.	2°7	0°7						
11	9	11 10	56°1	57°8	S.E.	2°9	0°9	} Cloudy; fair during the day; nearly overcast; fair at night; mist and rain in the morning - - - }	61°9	54°4	83°5	48°3	0°00
11	15	11 16	53°4	56°2	S.E. by E.	3°3	0°8						
11	21	11 22	53°0	57°0	S.E. by E.	3°4	0°9	} Nearly overcast; fair during the day; overcast; misty and showery at night and in the morning - - - }	61°8	53°6	78°0	49°9	0°23
12	3	12 4	55°1	58°7	S.E. by E.	2°6	1°0						
12	9	12 10	55°6	56°5	S.E. by E.	2°2	1°0	} Nearly overcast; showery - - - - - }	60°1	54°0	72°5	50°1	0°25
12	15	12 16	53°7	55°6	S.E. by E.	2°8	0°8						
12	21	12 22	49°7	57°2	E.S.E.	2°7	1°0	} Overcast; mist and rain - - - - - }	61°0	53°5	78°0	53°5	0°23
13	3	13 4	54°1	60°5	S.E. by E.	2°7	0°8						
13	9	13 10	54°6	56°9	S.E. by E.	2°3	0°8	} Overcast; mist and rain - - - - - }	61°9	54°4	83°5	48°3	0°00
13	15	13 16	53°3	56°3	S.E. by E.	2°2	0°9						
13	21	13 22	55°3	57°5	E. by S.	1°8	1°0	} Nearly overcast; fair during the day; overcast; misty and showery at night and in the morning - - - }	61°8	53°6	78°0	49°9	0°23
14	3	14 4	56°4	59°3	E.S.E.	1°0	1°0						
14	9	14 10	53°5	56°8	E. by S.	1°0	1°0	} Nearly overcast; showery - - - - - }	60°1	54°0	72°5	50°1	0°25
14	15	14 16	53°5	55°1	E.S.E.	1°0	0°9						
14	21	14 22	Rain.	56°5	E.	1°0	1°0	} Overcast; mist and rain - - - - - }	61°0	53°5	78°0	53°5	0°23
15	3	15 4	56°1	59°0	Calm.	0°0	1°0						
15	9	15 10	55°4	56°5	Calm.	0°0	0°9	} Overcast; mist and rain - - - - - }	61°0	53°5	78°0	53°5	0°23
Sunday.	16 15	16 16	Rain.	55°2	S.E.	2°0	1°0						
16	21	16 22	56°1	56°0	S.E. by E.	2°5	1°0						

^a Higher than Min. Therm.

Mean Solar Time, Astronomical Reckoning.		Dew Point.	Standard Therm.	Wind.		Extent of Cloudy Sky.	Weather and Phenomena.	TEMPERATURE.				Rain.						
St. Helena.	Göttingen.			Direction.	Force.			Max. Therm.	Min. Therm.	Solar Rad.	Terres. Rad.							
AUGUST.		°	°		lbs.			°	°	°	°	In.						
D. H.	D. H.																	
17 3	17 4	57.3	59.5	S.E. by E.	2.2	0.9	} Cloudy; fair during the day; overcast; mist and rain at night and in the morning - - - - - }	60.9	54.0	82.8	52.5	0.16						
17 9	17 10	56.3	56.5	S.E.	2.0	1.0												
17 15	17 16	55.2	55.5	S.E.	1.8	0.9												
17 21	17 22	Rain.	56.5	S.E. by E.	2.2	1.0												
18 3	18 4	57.0	59.1	S.E. by E.	2.1	1.0	} Overcast; fair; dull during the day; mist and rain at night and in the morning - - - - - }	62.6	53.7	88.2	50.5	0.15						
18 9	18 10	Rain.	56.5	S.E. by E.	2.0	1.0												
18 15	18 16	54.6	55.1	S.E. by E.	1.7	0.9												
18 21	18 22	55.3	56.3	S.E. by E.	1.7	0.9												
19 3	19 4	Rain.	57.6	S.E.	2.3	1.0	} Overcast; mist and rain - - - - - }	59.2	54.6	70.0	51.5	0.26						
19 9	19 10	54.4	55.6	S.E.	2.1	1.0												
19 15	19 16	56.6	56.0	S.E. by E.	2.2	1.0												
19 21	19 22	Rain.	56.7	S.E. by E.	2.3	1.0												
20 3	20 4	58.0	58.9	S.E. by E.	2.2	1.0	} Overcast; misty and showery - - - - - }	61.0	56.0	71.0	55.1	0.12						
20 9	20 10	57.0	57.5	S.E.	2.0	1.0												
20 15	20 16	Rain.	57.5	S.E. by E.	2.0	1.0												
20 21	20 22	58.7	58.7	S.E.	2.5	1.0												
21 3	21 4	59.5	59.7	S.E. by E.	2.5	1.0	} Overcast; misty and showery - - - - - }	61.8	56.7	75.2	56.8*	0.05						
21 9	21 10	Wet mist.	58.0	S.E. by E.	2.8	1.0												
21 15	21 16	57.7	57.9	S.E. by E.	2.6	1.0												
21 21	21 22	58.8	58.6	S.E. by E.	2.3	1.0												
22 3	22 4	59.5	61.2	S.E.	2.5	1.0	} Overcast; misty - - - - - }	62.1	56.2	78.9	54.2	0.00						
22 9	22 10	58.4	58.8	S.E. by E.	2.3	1.0												
Sunday.																		
23 15	23 16	57.4	57.6	S.E. by E.	1.1	1.0							} Overcast; dark at night; fair; dull in the morning - - - - - }	62.7	56.5	78.0	55.0	0.00
23 21	23 22	—	58.0	S.E. by E.	1.4	1.0												
24 3	24 4	60.0	61.6	S.E. by E.	2.0	1.0	} Overcast; fair - - - - - }	64.4	55.9	84.8	54.1	0.00						
24 9	24 10	57.1	58.3	S.E.	2.0	1.0												
24 15	24 16	55.7	57.1	S.E.	2.1	1.0												
24 21	24 22	56.7	58.8	S.E.	2.4	1.0												
25 3	25 4	59.0	62.1	S.E. by S.	1.6	0.9	} Cloudy; fair during the day; overcast; very dark at night; dull; fair in the morning - - - - - }	63.8	56.0	89.6	50.1	0.00						
25 9	25 10	55.0	57.8	S.E. by S.	0.8	1.0												
25 15	25 16	55.5	57.9	S.E. by S.	1.0	1.0												
25 21	25 22	55.7	58.6	S.E.	1.1	0.9												
26 3	26 4	56.6	59.7	S.E. by S.	1.5	1.0	} Overcast; hazy; dull; fair during the day; cloudy; fair at night; windy; fair in the morning - - - - - }	63.7	56.4	81.3	52.0	0.00						
26 9	26 10	55.1	57.5	S.E.	3.1	1.0												
26 15	26 16	55.0	57.3	S.E.	3.5	0.8												
26 21	26 22	56.6	59.4	S.E.	3.2	0.9												
27 3	27 4	57.5	61.1	S.E.	3.8	0.8	} Windy; cloudy; fair during the day; overcast; misty at night; fair in the morning - - - - - }	62.2	55.0	79.0	53.6	0.02						
27 9	27 10	57.2	58.0	S.E.	3.9	0.9												
27 15	27 16	55.3	56.4	S.E.	2.5	1.0												
27 21	27 22	54.5	57.5	S.E.	2.9	0.9												
28 3	28 4	57.2	61.0	S.E.	2.7	0.7	} Cloudy; fair; windy during the day; nearly overcast; windy and light rain at night - - - - - }	61.9	54.5	83.5	49.9	0.01						
28 9	28 10	55.6	57.4	S.E.	2.6	0.9												
28 15	28 16	54.2	55.9	S.E. by E.	2.8	0.9												
28 21	28 22	57.5	58.6	S.E. by E.	2.6	0.9												
29 3	29 4	58.4	61.1	S.E. by E.	2.4	0.9	} Nearly overcast; fair during the day; overcast; fair at night; overcast; misty and showery in the morning - - - - - }	64.1	56.1	92.9	53.0	0.00						
29 9	29 10	56.9	58.0	S.E. by E.	1.7	1.0												
Sunday.																		
30 15	30 16	56.0	58.0	S.E.	2.6	1.0	} Overcast; fair - - - - - }	65.1	56.9	91.1	52.3	0.00						
30 21	30 22	56.9	59.7	S.E.	2.3	1.0												
31 3	31 4	58.2	60.0	S.E. by S.	2.2	1.0	} Overcast; dull; fair - - - - - }	63.3	53.5	83.9	52.8	0.00						
31 9	31 10	56.5	58.4	S.E.	3.3	1.0												
31 15	31 16	55.5	57.6	S.E.	2.7	1.0												
31 21	31 22	56.6	58.1	S.S.E.	2.5	1.0												
SEPTEMBER																		
1 3	1 4	58.5	61.1	S.E. by S.	2.7	1.0	} Overcast; fair during the day; mist and light rain at night; dull; fair in the morning - - - - - }	62.7	55.5	78.6	54.6	0.05						
1 9	1 10	Rain.	58.1	S.E.	2.9	1.0												
1 15	1 16	55.6	56.8	S.E. by E.	2.7	1.0												
1 21	1 22	56.9	58.5	S.E.	2.6	1.0												
2 3	2 4	58.5	59.3	S.E.	2.0	1.0	} Overcast; mist and a few light showers during the day and night; fair in the morning - - - - - }	61.8	56.0	75.0	55.1	0.01						
2 9	2 10	57.4	57.7	S.E.	2.8	1.0												
2 15	2 16	55.4	57.0	S.E.	2.7	1.0												
2 21	2 22	56.6	58.2	S.E.	2.4	1.0												

* Higher than Min. Therm.

Mean Solar Time, Astronomical Reckoning.		Dew Point.	Standard Therm.	Wind.		Extent of Cloudy Sky.	Weather and Phenomena.	TEMPERATURE.				Rain.	
St. Helena.	Göttingen.			Direction.	Force.			Max. Therm.	Min. Therm.	Solar Rad.	Terres. Rad.		
SEPTEMBER													
D.	H.	D.	H.	°	°	lbs.		°	°	°	°	In.	
3	3	3	4	57.9	61.1	2.7	1.0	} Overcast; fair during the day; windy; fair at night; mist and light showers in the morning	62.8	55.1	79.7	54.7	0.00
3	9	3	10	56.3	58.2	3.3	1.0						
3	15	3	16	56.4	57.4	3.0	1.0						
3	21	3	22	57.1	57.2	2.8	1.0						
4	3	4	4	57.5	59.2	2.8	1.0	} Overcast, mist, and showers	61.0	55.6	75.9	55.0	0.03
4	9	4	10	54.9	57.3	3.0	1.0						
4	15	4	16	54.5	57.6	3.2	1.0						
4	21	4	22	56.9	58.0	3.1	1.0						
5	3	5	4	57.0	58.6	2.9	1.0	} Overcast; misty during the day; windy at night	60.4	55.2	72.8	54.2	0.06
5	9	5	10	53.2	56.7	3.7	1.0						
Sunday.													
6	15	6	16	54.1	55.8	2.5	1.0	} Overcast, misty, and showery	61.2	54.5	75.3	52.2	0.12
6	21	6	22	54.6	56.9	2.6	1.0						
7	3	7	4	57.4	60.8	2.5	0.9	} Overcast; fair during the day; mist at night; dull in the morning	62.7	54.2	80.5	53.1	0.01
7	9	7	10	55.0	57.0	2.0	1.0						
7	15	7	16	55.6	56.4	1.9	1.0						
7	21	7	22	54.3	57.0	2.2	1.0						
8	3	8	4	55.7	61.0	2.3	0.9	} Nearly overcast; fair during the day; overcast; mist and rain at night and in the morning	62.7	54.4	87.3	52.0	0.24
8	9	8	10	Rain.	57.1	2.0	1.0						
8	15	8	16	55.0	55.5	0.2	1.0						
8	21	8	22	Wet mist. 57.0	57.1	2.0	1.0						
9	3	9	4	57.0	60.7	0.0	1.0	} Overcast; fair; calm at night and in the morning	63.7	55.7	84.5	50.0	0.04
9	9	9	10	56.6	58.0	0.0	1.0						
9	15	9	16	Rain.	57.5	0.0	1.0						
9	21	9	22	57.5	58.8	0.0	1.0						
10	3	10	4	58.9	61.2	0.0	1.0	} Calm; overcast; fair during the day; showery at night; cloudy; fair in the morning	64.8	52.5	88.4	43.0	0.07
10	9	10	10	Rain.	58.6	0.0	1.0						
10	15	10	16	52.9	55.1	0.0	0.5						
10	21	10	22	56.9	58.1	0.0	0.4						
11	3	11	4	59.5	62.5	0.0	0.7	} Calm, cloudy, fine	64.2	53.0	88.0	41.2	0.00
11	9	11	10	56.3	58.4	0.0	0.4						
11	15	11	16	53.0	54.6	0.0	0.3						
11	21	11	22	51.8	58.1	0.2	0.3						
12	3	12	4	52.8	62.2	1.2	0.1	} Very fine during the day; cloudy; fair at night	63.8	55.2	91.5	50.3	0.00
12	9	12	10	55.6	58.2	1.0	0.6						
Sunday.													
13	15	13	16	53.5	55.6	1.0	0.4	} Cloudy; fair	63.8	54.4	91.1	44.0	0.00
13	21	13	22	52.4	59.6	1.1	0.6						
14	3	14	4	53.5	62.2	1.0	0.5	} Nearly calm; cloudy; fine during the day; fair at night and in the morning	64.0	55.3	94.0	47.1	0.00
14	9	14	10	54.9	57.8	0.0	0.7						
14	15	14	16	54.5	56.7	0.0	0.8						
14	21	14	22	56.0	59.6	0.0	0.9						
15	3	15	4	57.5	62.8	0.0	0.9	} Calm; cloudy; fair	64.8	55.2	90.5	43.9	0.00
15	9	15	10	56.8	59.0	0.0	0.9						
15	15	15	16	54.8	57.3	0.0	0.3						
15	21	15	22	55.3	59.4	0.0	0.6						
16	3	16	4	53.7	64.1	0.0	0.4	} Nearly calm; very fine during the day; cloudy; fair at night; overcast; fair in the morning	66.8	56.7	102.9	47.8	0.00
16	9	16	10	55.5	58.4	0.0	0.3						
16	15	16	16	54.6	57.4	0.0	0.9						
16	21	16	22	56.8	61.1	0.0	0.9						
17	3	17	4	58.4	64.0	1.2	1.0	} Nearly overcast; fair during the day and night; overcast; mist and rain in the morning	65.8	56.4	96.9	50.8	0.12
17	9	17	10	55.6	58.1	1.5	0.9						
17	15	17	16	54.5	57.3	1.1	0.9						
17	21	17	22	57.2	58.2	1.2	1.0						
18	3	18	4	57.2	60.8	1.7	0.9	} Nearly overcast; fair during the day; very dark at night; overcast; dull; fair in the morning	62.8	56.2	81.8	52.0	0.04
18	9	18	10	53.8	57.5	2.8	1.0						
18	15	18	16	53.0	57.0	1.9	1.0						
18	21	18	22	55.6	58.1	2.4	1.0						
19	3	19	4	56.9	62.2	2.1	1.0	} Overcast; fair during the day; showery at night	63.3	55.9	81.7	52.9	0.05
19	9	19	10	Rain.	58.0	2.0	1.0						
Sunday.													
20	15	20	16	53.3	56.4	0.2	1.0	} Overcast; dark at night; dull in the morning	63.1	55.8	85.9	52.2	0.02
20	21	20	22	57.5	58.7	0.0	1.0						

Mean Solar Time, Astronomical Reckoning.		Dew Point.	Standard Therm.	Wind.		Extent of Cloudy Sky.	Weather and Phenomena.	TEMPERATURE.				Rain.						
St. Helena.	Göttingen.			Direction.	Force.			Max. Therm.	Min. Therm.	Solar Rad.	Terres. Rad.							
SEPTEMBER																		
D.	H.	D.	H.	°	°	lbs.		°	°	°	°	In.						
21	3	21	4	57.2	61.7	0.0	1.0	} Nearly calm; overcast; fair during the day; fine at night; cloudy, fair; hazy in the morning	63.5	53.2	84.5	42.6	0.00					
21	9	21	10	55.5	58.3	0.0	0.8											
21	15	21	16	52.5	54.4	0.0	0.3											
21	21	21	22	55.1	60.1	0.0	0.9	} Calm; fair; overcast during the day; nearly overcast at night; cloudy in the morning	63.6	55.9	85.9	45.0	0.00					
22	3	22	4	57.7	61.7	0.0	1.0											
22	9	22	10	56.0	58.7	0.0	1.0											
22	15	22	16	55.0	57.4	0.0	0.7	} Cloudy; fine during the day and night; overcast; misty and showery in the morning	66.9	57.1	100.0	52.5	0.00					
22	21	22	22	56.0	59.8	0.0	0.8											
23	3	23	4	57.2	64.5	0.0	0.7											
23	9	23	10	57.0	59.0	0.1	0.5	} Overcast; windy and hazy during the day; windy; cloudy; fair at night; cloudy; fair in the morning	62.2	55.2	81.0	49.6	0.25					
23	15	23	16	56.8	58.0	2.0	0.5											
23	21	23	22	Wet mist. 59.5	59.5	2.1	1.0											
24	3	24	4	56.7	59.9	3.9	1.0	} Windy; cloudy; fair during the day; overcast at night; cloudy; fair in the morning	63.0	55.3	83.0	53.3	0.02					
24	9	24	10	53.0	57.0	3.7	0.9											
24	15	24	16	51.3	56.1	2.5	0.9											
24	21	24	22	54.3	58.5	3.2	0.9	} Fair; cloudy during the day; overcast at night	64.4	56.5	90.5	54.5	0.01					
25	3	25	4	55.4	61.5	3.4	0.7											
25	9	25	10	56.2	57.6	3.2	1.0											
25	15	25	16	54.8	56.7	2.7	1.0	} Overcast; dark at night; hazy; dull in the morning	63.2	55.9	84.7	52.0	0.00					
25	21	25	22	57.1	59.6	2.8	0.9											
26	3	26	4	57.0	62.0	2.3	0.8											
26	9	26	10	56.9	58.3	2.2	1.0	} Overcast; fair	63.6	56.5	84.3	54.0	0.00					
Sunday.																		
27	15	27	16	54.2	56.5	2.2	1.0											
27	21	27	22	55.9	58.7	2.2	1.0	} Overcast; fair during the day and night; mist and rain in the morning	63.5	55.5	80.3	54.0	0.02					
28	3	28	4	58.5	62.0	2.2	1.0											
28	9	28	10	55.7	58.1	2.2	1.0											
28	15	28	16	55.7	57.6	1.0	1.0	} Overcast; fair during the day and night; mist and rain in the morning	62.4	54.0	83.1	—	0.03					
28	21	28	22	55.5	59.0	1.0	1.0											
29	3	29	4	57.0	61.5	0.9	1.0											
29	9	29	10	55.7	57.4	1.0	1.0	} Overcast; misty and showery during the day and night; hazy; dull in the morning	61.4	54.8	76.8	53.8	0.02					
29	15	29	16	55.2	57.0	1.2	1.0											
29	21	29	22	56.2	57.4	2.4	1.0											
30	3	30	4	56.8	60.4	2.0	1.0	} Overcast; occasional mists during the day and night; mist and rain in the morning	62.2	56.2	79.0	55.9	0.05					
30	9	30	10	55.5	57.4	2.0	1.0											
30	15	30	16	54.5	56.0	2.1	1.0											
30	21	30	22	Wet mist. 56.5	56.5	2.6	1.0	} Overcast; misty and showery	60.9	55.5	72.9	55.5	0.25					
OCTOBER.																		
1	3	1	4	Rain.	58.5	2.7	1.0											
1	9	1	10	55.5	56.5	2.9	1.0	} Overcast; misty and showery	60.0	54.0	70.0	54.0	0.35					
1	15	1	16	55.3	56.0	2.2	1.0											
1	21	1	22	56.2	58.4	2.8	1.0											
2	3	2	4	57.0	60.5	2.9	1.0	} Overcast; misty during the day and night; hazy; dull in the morning	59.7	54.5	76.2	53.0	0.06					
2	9	2	10	55.7	58.0	3.0	1.0											
2	15	2	16	56.6	57.6	2.8	1.0											
2	21	2	22	Rain.	59.1	3.2	1.0	} Overcast; fair; occasional mists and haze	61.8	54.0	81.6	52.8	0.00					
3	3	3	4	59.2	59.2	3.2	1.0											
3	9	3	10	Rain.	57.5	3.0	1.0											
Sunday.																		
4	15	4	16	Wet mist. 55.7	55.7	2.7	1.0	} Overcast; fair; haze during the day and in the morning	61.8	54.0	84.0	51.4	0.00					
4	21	4	22	Rain.	56.4	2.8	1.0											
5	3	5	4	57.1	58.2	2.6	1.0											
5	9	5	10	54.5	55.5	2.8	1.0	} Overcast; fair; haze during the day and in the morning	61.8	54.0	84.0	51.4	0.00					
5	15	5	16	53.6	55.4	2.5	1.0											
5	21	5	22	55.0	56.9	2.6	1.0											
6	3	6	4	57.0	59.1	2.6	1.0	} Overcast; fair; haze during the day and in the morning	61.8	54.0	84.0	51.4	0.00					
6	9	6	10	54.5	56.9	2.7	1.0											
6	15	6	16	54.6	56.0	2.2	1.0											
6	21	6	22	54.5	56.6	3.0	1.0	} Overcast; fair; haze during the day and in the morning	61.8	54.0	84.0	51.4	0.00					
7	3	7	4	54.1	60.3	2.6	1.0											
7	9	7	10	53.6	57.1	2.1	1.0											
7	15	7	16	52.2	55.5	2.4	1.0	} Overcast; fair; haze during the day and in the morning	61.8	54.0	84.0	51.4	0.00					
7	21	7	22	52.0	57.1	2.5	1.0											

Mean Solar Time, Astronomical Reckoning.		Dew Point.	Standard Therm.	Wind.		Extent of Cloudy Sky.	Weather and Phenomena.	TEMPERATURE.				Rain.
St. Helena.	Göttingen.			Direction.	Force.			Max. Therm.	Min. Therm.	Solar Rad.	Terres. Rad.	
OCTOBER.		°	°		lbs.			°	°	°	°	In.
D.	H.	D.	H.									
8	3	8	4	S.E.	2.5	1.0	Overcast; fair - - - -	62.9	54.8	86.0	53.2	0.00
8	9	8	10	S.E.	1.0	0.9						
8	15	8	16	S.E.	1.0	1.0						
8	21	8	22	S.E.	0.8	1.0	Nearly calm; overcast; fair - -	64.3	55.0	96.2	51.2	0.00
9	3	9	4	Calm.	0.0	1.0						
9	9	9	10	Calm.	0.0	1.0						
9	15	9	16	Calm.	0.0	1.0	Calm; overcast; fair; hazy; dull during the day; dark at night - -	64.6	56.2	90.2	54.6	0.00
9	21	9	22	Calm.	0.0	1.0						
10	3	10	4	Calm.	0.0	1.0						
10	9	10	10	Calm.	0.0	1.0						
Sunday.												
11	15	11	16	S.S.E.	2.2	1.0	Overcast; fair - - - -	64.3	56.4	92.0	53.6	0.00
11	21	11	22	S.E. by S.	3.3	0.9						
12	3	12	4	S.S.E.	3.9	1.0						
12	9	12	10	S.E.	2.9	1.0	Overcast; fair; rather windy - -	64.4	56.8	90.8	53.5	0.00
12	15	12	16	S.E. by S.	2.8	1.0						
12	21	12	22	S.E. by S.	3.2	1.0						
13	3	13	4	S.E. by S.	2.7	0.8	Cloudy; fair; windy during the day; overcast; misty at night and in the morning - - - -	64.4	55.4	92.1	54.3	0.00
13	9	13	10	S.E. by S.	2.9	1.0						
13	15	13	16	S.E. by S.	2.8	1.0						
13	21	13	22	S.E.	2.6	1.0	Overcast; fair - - - -	63.7	56.6	85.0	54.1	0.00
14	3	14	4	S.E.	2.2	1.0						
14	9	14	10	S.S.E.	2.2	1.0						
14	15	14	16	S.E. by S.	2.1	1.0	Overcast; fair; occasionally cloudy -	63.7	56.2	83.1	51.9	0.00
14	21	14	22	S.E. by S.	2.5	1.0						
15	3	15	4	S.E. by S.	2.7	0.9						
15	9	15	10	S.S.E.	2.2	0.8	Overcast; dull; fair - - - -	63.8	55.6	85.1	53.7	0.00
15	15	15	16	S.E. by S.	2.2	0.9						
15	21	15	22	S.E. by S.	2.3	0.8						
16	3	16	4	S.S.E.	2.5	1.0	Nearly overcast; fair during the day; overcast; dark at night - - -	63.9	55.4	87.8	53.3	0.00
16	9	16	10	S.E. by S.	2.7	0.9						
16	15	16	16	S.E. by S.	2.7	1.0						
16	21	16	22	S.E.	2.4	1.0	Overcast; dark at night; dull; fair in the morning - - - -	63.8	55.6	85.1	53.7	0.00
17	3	17	4	S.E. by S.	2.8	0.9						
17	9	17	10	S.E. by S.	2.0	1.0						
Sunday.												
18	15	18	16	S.E. by S.	2.1	1.0	Overcast; fair during the day; very dark at night; fair; hazy in the morning -	65.6	56.3	102.1	51.6	0.00
18	21	18	22	S.E. by S.	0.2	1.0						
19	3	19	4	S.E. by S.	0.8	1.0						
19	9	19	10	S.E. by S.	0.9	1.0	Overcast; fair - - - -	65.6	56.0	98.5	51.8	0.00
19	15	19	16	S.E. by S.	1.0	1.0						
19	21	19	22	S.S.E.	1.0	1.0						
20	3	20	4	S.S.E.	1.0	1.0	Nearly overcast; fair during the day; overcast; dark at night; overcast; fair in the morning - - - -	66.5	56.8	94.4	53.3	0.00
20	9	20	10	S.S.E.	1.0	1.0						
20	15	20	16	S.E. by S.	0.3	1.0						
20	21	20	22	S.E.	1.8	0.9	Overcast; fair - - - -	64.4	56.6	81.3	52.5	0.00
21	3	21	4	S.E. by S.	0.4	0.9						
21	9	21	10	S.E.	0.8	1.0						
21	15	21	16	S.E. by S.	0.3	1.0	Overcast; fair - - - -	65.0	57.0	91.5	50.5	0.00
21	21	21	22	S.E. by S.	0.5	1.0						
22	3	22	4	S.E. by S.	2.3	1.0						
22	9	22	10	S.E. by S.	1.5	1.0	Overcast; fair - - - -	64.4	56.6	81.3	52.5	0.00
22	15	22	16	S.E. by S.	0.7	0.9						
22	21	22	22	S.E. by S.	2.5	1.0						
23	3	23	4	S.E. by S.	1.4	1.0	Overcast; fair - - - -	65.8	55.8	93.7	54.7	0.00
23	9	23	10	S.S.E.	1.0	1.0						
23	15	23	16	S.E. by S.	2.1	1.0						
23	21	23	22	S.S.E.	2.0	1.0	Overcast; very dark at night; hazy; dull; fair in the morning - - -	63.1	56.7	82.9	53.0	0.00
24	3	24	4	S.S.E.	2.5	1.0						
24	9	24	10	S.E. by S.	1.8	1.0						
Sunday.												
25	15	25	16	S.E. by S.	0.8	1.0	Overcast; very dark at night; hazy; dull; fair in the morning - - -	63.1	56.7	82.9	53.0	0.00
25	21	25	22	S.E.	0.7	1.0						

Mean Solar Time, Astronomical Reckoning.		Dew Point.	Standard Therm.	Wind.		Extent of Cloudy Sky.	Weather and Phenomena.	TEMPERATURE.				Rain.						
St. Helena.	Göttingen.			Direction.	Force.			Max. Therm.	Min. Therm.	Solar Rad.	Terres. Rad.							
OCTOBER.																		
D.	H.	D.	H.	°	°	lbs.		°	°	°	°	In.						
26	3	26	4	56.4	62.8	S.E. by S.	0.6	1.0	} Overcast; fair	64.6	57.1	86.0	53.0	0.00				
26	9	26	10	56.1	58.9	S.E. by S.	0.6	1.0										
26	15	26	16	56.2	58.0	S.E. by S.	0.7	1.0										
26	21	26	22	57.1	59.6	S.S.E.	0.7	1.0	} Overcast; misty; light rain at night and in the morning	63.7	56.5	83.6	54.8	0.03				
27	3	27	4	58.4	61.8	S.E. by S.	0.8	1.0										
27	9	27	10	57.2	59.2	S.E. by S.	0.8	1.0										
27	15	27	16	Rain	57.6	S. by E.	0.8	1.0	} Overcast; misty	61.9	56.1	75.8	55.3	0.01				
27	21	27	22	Rain	58.5	S.S.E.	1.2	1.0										
28	3	28	4	57.8	59.4	S.E. by S.	2.7	1.0										
28	9	28	10	58.0	58.6	S.E. by S.	1.0	1.0	} Overcast; misty during the day and night; dull; fair in the morning	65.8	56.5	98.1	55.8	0.02				
28	15	28	16	56.5	57.3	S.S.E.	2.5	1.0										
28	21	28	22	57.5	58.6	S.E.	2.8	1.0										
29	3	29	4	Rain	59.3	S.E.	2.5	1.0	} Cloudy; fair during the day; overcast; fair at night and in the morning	69.0	57.2	106.1	54.1	0.00				
29	9	29	10	57.3	57.9	S.E. by S.	2.8	1.0										
29	15	29	16	56.4	57.6	S.E.	2.5	1.0										
29	21	29	22	57.3	60.9	S.E. by S.	1.4	1.0	} Overcast; fair	67.0	56.8	94.9	53.6	0.00				
30	3	30	4	58.1	66.5	Calm.	0.0	0.6										
30	9	30	10	58.6	59.8	Calm.	0.0	1.0										
30	15	30	16	57.0	58.4	S.E. by S.	0.4	1.0	} Overcast; fair	66.2	56.7	91.1	56.2	0.00				
30	21	30	22	57.7	61.1	S.E. by S.	0.4	1.0										
31	3	31	4	59.2	65.1	S.E.	0.1	0.9										
31	9	31	10	57.1	58.9	S.E. by S.	1.2	1.0	} Fair; nearly overcast; dull during the day; overcast; fair at night and in the morning	66.4	56.6	92.9	54.6	0.00				
Sunday.																		
NOVEMBER																		
1	15	1	16	57.0	57.9	S.E. by S.	1.4	1.0	} Cloudy; fair during the day; overcast; fair at night; cloudy; fine in the morning	67.9	56.4	105.0	—	0.00				
1	21	1	22	58.2	59.2	S.E.	2.9	1.0										
2	3	2	4	58.9	63.6	S.E.	2.0	1.0										
2	9	2	10	57.1	58.8	S.E. by S.	2.4	1.0	} Calm; fine during the day; overcast; fair at night; hazy in the morning	73.0	57.2	110.0	54.0	0.00				
2	15	2	16	57.0	58.0	S.E.	2.4	1.0										
2	21	2	22	59.1	61.4	S.E. by S.	2.1	0.9										
3	3	3	4	59.0	66.3	S.E. by S.	0.8	0.6	} Overcast; fair; hazy during the day, and in the morning	64.4	57.2	83.8	57.0	0.00				
3	9	3	10	57.0	59.0	S.E. by S.	1.1	1.0										
3	15	3	16	56.0	57.8	S.E. by S.	0.8	1.0										
3	21	3	22	58.6	61.6	S.E. by S.	0.4	0.8	} Overcast; fair; dull in the morning	66.8	57.7	92.2	57.0	0.00				
4	3	4	4	60.1	68.4	Calm.	0.0	0.3										
4	9	4	10	57.0	60.6	Calm.	0.0	0.8										
4	15	4	16	57.5	58.8	Calm.	0.0	1.0	} Overcast; fair during the day; dark at night	65.1	58.0	82.8	57.6	0.01				
4	21	4	22	58.1	60.0	S.E. by S.	0.3	1.0										
5	3	5	4	57.6	62.1	S.E. by S.	1.1	1.0										
5	9	5	10	57.6	59.1	S.E.	2.3	1.0	} Overcast; fair at night; misty; dull in the morning	62.8	57.7	72.9	57.0	0.00				
5	15	5	16	57.2	58.2	S.E. by S.	2.7	1.0										
5	21	5	22	57.2	60.2	S.E.	2.4	1.0										
6	3	6	4	60.2	63.4	S.E.	2.3	1.0	} Overcast; misty; windy in the morning	63.1	57.0	75.8	55.7	0.03				
6	9	6	10	57.6	59.7	S.E.	2.7	1.0										
6	15	6	16	58.4	59.0	S.E. by S.	3.6	1.0										
6	21	6	22	59.6	59.6	S.E.	3.0	1.0	} Nearly overcast; fair; windy during the day; overcast; misty, and showery at night and in the morning	65.2	56.7	86.7	53.1	0.01				
7	3	7	4	60.1	63.2	S.E. by E.	2.1	1.0										
7	9	7	10	58.6	59.8	S.E.	3.0	1.0										
Sunday.																		
8	15	8	16	56.9	58.5	S.E. by S.	3.6	1.0	} Overcast; misty; occasional light showers	62.1	56.1	77.5	54.7	0.12				
8	21	8	22	58.2	59.5	S.E.	2.9	1.0										
9	3	9	4	59.0	61.0	S.E. by S.	2.9	1.0										
9	9	9	10	58.1	59.0	S.E.	2.3	1.0	} Overcast; fair; windy during the day; overcast; misty, and showery at night and in the morning	65.2	56.7	86.7	53.1	0.01				
9	15	9	16	57.8	58.5	S.E. by S.	3.3	1.0										
9	21	9	22	56.8	59.2	S.E.	4.0	1.0										
10	3	10	4	59.1	63.0	S.E.	3.2	0.9	} Overcast; misty; occasional light showers	62.1	56.1	77.5	54.7	0.12				
10	9	10	10	Rain	59.3	S.E.	3.0	1.0										
10	15	10	16	58.3	58.6	S.E. by S.	2.9	1.0										
10	21	10	22	58.5	60.4	S.E.	2.7	1.0	} Overcast; misty; occasional light showers	62.1	56.1	77.5	54.7	0.12				
11	3	11	4	59.0	60.7	S.E.	2.5	1.0										
11	9	11	10	58.4	58.7	S.E.	2.3	1.0										
11	15	11	16	Rain	57.6	S.E.	2.6	1.0	} Overcast; misty; occasional light showers	62.1	56.1	77.5	54.7	0.12				
11	21	11	22	Rain	59.0	S.E. by E.	2.1	1.0										

Mean Solar Time, Astronomical Reckoning.		Dew Point.	Standard Therm.	Wind.		Extent of Cloudy Sky.	Weather and Phenomena.	TEMPERATURE.				Rain.
St. Helena.	Göttingen.			Direction.	Force.			Max. Therm.	Min. Therm.	Solar Rad.	Terres. Rad.	
NOVEMBER		°	°		lbs.			°	°	°	°	In.
D.	H.	D.	H.									
12	3	12	4	S.E.	2.2	1.0	} Overcast; misty; a little rain in the morning	61.6	56.1	70.8	55.5	0.06
12	9	12	10	S.E. by E.	2.1	1.0						
12	15	12	16	S.E.	2.3	1.0						
12	21	12	22	S.E.	2.1	1.0						
13	3	13	4	S.E.	2.0	1.0	} Overcast; misty during the day; mist and rain at night and in the morning	63.6	57.0	80.4	57.0	0.14
13	9	13	10	S.E.	2.0	1.0						
13	15	13	16	S.E.	2.0	1.0						
13	21	13	22	S.E.	2.4	1.0						
14	3	14	4	S.E.	2.4	1.0	} Overcast; misty, with showers	62.9	56.9	76.9	55.8	0.02
14	9	14	10	S.E.	2.6	1.0						
Sunday.												
15	15	15	16	S.E.	2.2	1.0	} Overcast; misty and showery at night; misty in the morning	66.0	57.2	87.1	57.0	0.10
15	21	15	22	S.E. by E.	2.1	1.0						
16	3	16	4	S.E.	2.6	1.0	} Overcast; fair during the day and night; nearly overcast; fair in the morning	66.4	57.7	94.0	55.6	0.00
16	9	16	10	S.E.	3.3	1.0						
16	15	16	16	S.E.	2.9	1.0						
16	21	16	22	S.E. by E.	2.5	1.0						
17	3	17	4	S.E. by S.	2.5	0.9	} Cloudy; fair during the day; overcast, dark at night; mist and rain in the morning	66.4	56.5	91.8	56.0	0.04
17	9	17	10	S.E. by S.	2.9	1.0						
17	15	17	16	S.E. by S.	2.4	1.0						
17	21	17	22	S.E. by S.	2.6	1.0						
18	3	18	4	S.E. by S.	2.0	1.0	} Overcast; misty and showery during the day; dark at night; haze and mist in the morning	64.8	57.0	83.8	56.4	0.01
18	9	18	10	S.E. by S.	2.4	1.0						
18	15	18	16	S.E. by S.	2.5	1.0						
18	21	18	22	S.E.	3.1	1.0						
19	3	19	4	S.E. by E.	2.4	1.0	} Overcast; fair during the day and night; misty in the morning	65.0	57.0	83.5	55.3	0.02
19	9	19	10	S.E.	3.2	1.0						
19	15	19	16	S.E.	1.2	1.0						
19	21	19	22	S.E. by E.	2.5	1.0						
20	3	20	4	S.E. by E.	2.7	0.9	} Cloudy; fair during the day; overcast; dark at night; misty; dull in the morning	67.3	58.0	95.7	56.0	0.00
20	9	20	10	S.E. by E.	2.3	0.9						
20	15	20	16	S.E.	2.7	0.9						
20	21	20	22	S.E. by E.	2.5	1.0						
21	3	21	4	S.E.	2.5	1.0	} Nearly overcast; fair	67.8	56.9	93.9	51.8	0.00
21	9	21	10	S.E.	2.3	0.9						
Sunday.												
22	15	22	16	S.E.	1.8	0.9	} Overcast; dark at night; nearly overcast; fair in the morning	68.7	56.0	102.0	51.6	0.02
22	21	22	22	S.E. by E.	1.8	1.0						
23	3	23	4	S.E. by S.	0.2	0.8	} Cloudy; fair during the day; nearly overcast; fair at night; hazy in the morning	66.6	55.5	94.0	52.6	0.03
23	9	23	10	S.E. by S.	0.5	1.0						
23	15	23	16	S.E.	0.9	1.0						
23	21	23	22	S.E.	2.4	1.0						
24	3	24	4	S.E.	2.4	0.9	} Cloudy; fair during the day; overcast at night; dull; fair in the morning	68.2	56.9	99.0	53.0	0.00
24	9	24	10	S.E.	3.0	1.0						
24	15	24	16	S.E. by E.	2.7	1.0						
24	21	24	22	S.E. by E.	2.8	1.0						
25	3	25	4	S.E.	3.4	1.0	} Nearly overcast; fair during the day; overcast; mist and rain at night and in the morning	67.3	56.0	95.0	56.5	0.20
25	9	25	10	S.E. by E.	2.7	1.0						
25	15	25	16	S.E. by E.	2.7	1.0						
25	21	25	22	S.E. by E.	2.8	1.0						
26	3	26	4	S.E. by E.	2.5	1.0	} Overcast; occasional mist; a little rain at night and in the morning	63.5	55.7	85.8	54.1	0.05
26	9	26	10	S.E. by E.	2.2	1.0						
26	15	26	16	S.E. by E.	2.4	1.0						
26	21	26	22	S.E. by E.	2.2	1.0						
27	3	27	4	S.E. by E.	2.2	0.8	} Overcast; mist and rain during the day; mist at night; fair in the morning	61.8	55.5	72.7	54.2	0.13
27	9	27	10	S.E. by E.	2.2	0.8						
27	15	27	16	S.E. by E.	2.2	1.0						
27	21	27	22	S.E. by E.	2.7	0.9						
28	3	28	4	S.E.	2.5	1.0	} Overcast; dull; fair during the day; cloudy; fair at night	64.6	56.5	84.9	54.0	0.03
28	9	28	10	S.E.	3.1	0.8						
Sunday.												
29	15	29	16	S.E.	3.4	1.0	} Overcast; mist at night; hazy in the morning	63.4	56.5	78.1	55.0	0.01
29	21	29	22	S.E.	3.5	1.0						

Mean Solar Time, Astronomical Reckoning.		Dew Point.	Standard Therm.	Wind.		Extent of Cloudy Sky.	Weather and Phenomena.	TEMPERATURE.				Rain.			
St. Helena.	Göttingen.			Direction.	Force.			Max. Therm.	Min. Therm.	Solar Rad.	Terres. Rad.				
NOVEMBER															
D.	H.	D.	H.	°	°		lbs.								In.
30	3	30	4	58.5	62.5	S.E.	3.1	1.0	} Overcast; fair during the day and night; light rain early in the morning - }	65.8	56.0	90.0	55.0	0.01	
30	9	30	10	57.0	59.0	S.E.	3.0	1.0							
30	15	30	16	55.6	57.6	S.E. by E.	2.5	1.0							
30	21	30	22	55.6	59.8	S.E. by E.	2.3	1.0							
DECEMBER															
1	3	1	4	56.6	62.0	S.E.	1.4	1.0	} Overcast; fair; occasional mists; light rain early in the morning - }	65.4	54.8	92.0	54.0	0.03	
1	9	1	10	56.0	58.2	S.E. by E.	1.4	1.0							
1	15	1	16	Rain.	57.2	S.E.	1.5	1.0							
1	21	1	22	57.7	59.6	S.E.	0.6	1.0	} Nearly calm; fair; cloudy during the day; overcast at night and in the morning }	67.3	57.4	96.5	53.0	0.00	
2	3	2	4	57.7	65.5	S.E.	0.3	0.9							
2	9	2	10	58.0	60.0	S.E. by E.	0.1	1.0							
2	15	2	16	57.0	59.1	S.E.	0.1	1.0	} Overcast; fair - - - - }	66.2	58.2	85.0	53.5	0.00	
2	21	2	22	59.1	63.4	S.E. by E.	0.1	0.9							
3	3	3	4	59.2	64.5	S.E.	0.5	1.0							
3	9	3	10	58.0	60.5	S.E.	0.4	0.9	} Cloudy; fair - - - - }	68.3	58.3	100.1	53.6	0.01	
3	15	3	16	55.9	59.0	S.E.	0.5	1.0							
3	21	3	22	57.9	61.4	S.E. by E.	0.7	1.0							
4	3	4	4	57.1	66.0	S.E.	0.5	0.7	} Cloudy; fine during the day; overcast; fair at night - - - }	69.9	58.1	105.0	51.5	0.00	
4	9	4	10	56.8	60.3	S.E. by S.	0.6	0.7							
4	15	4	16	56.7	59.1	S.E. by S.	0.7	1.0							
4	21	4	22	55.7	61.7	S.E.	1.0	0.9	} Overcast; light rain in the morning - }	67.8	57.2	100.1	55.0	0.01	
5	3	5	4	55.9	68.0	S.S.E.	0.1	0.4							
5	9	5	10	57.4	60.8	S.E.	1.9	1.0							
Sunday.															
6	15	6	16	57.0	59.2	S.E. by E.	2.3	1.0	} Overcast; misty and showery - - }	67.3	57.6	90.1	55.0	0.18	
6	21	6	22	58.1	61.1	S.E. by E.	0.9	1.0							
7	3	7	4	60.0	62.6	S.E.	2.4	1.0							
7	9	7	10	59.1	59.5	S.E. by E.	2.5	0.9	} Cloudy; fair during the day; overcast; mist and rain at night; fair in the morning - - - }	67.7	57.2	94.0	56.2	0.12	
7	15	7	16	58.8	59.4	S.E. by E.	2.6	1.0							
7	21	7	22	58.6	59.3	S.E. by E.	2.2	1.0							
8	3	8	4	62.2	66.2	S.E.	2.8	0.8	} Overcast; dull during the day; overcast; fair at night and in the morning - }	65.1	57.0	83.2	54.1	0.00	
8	9	8	10	Rain.	60.5	S.E. by E.	2.3	1.0							
8	15	8	16	Rain.	59.2	S.E. by E.	2.0	1.0							
8	21	8	22	59.8	62.4	S.E. by E.	2.4	0.9	} Nearly calm; very fine during the day; cloudy; fine at night; light rain in the morning - - - }	69.3	58.2	97.3	52.7	0.02	
9	3	9	4	60.3	62.6	S.E. by E.	1.0	1.0							
9	9	9	10	58.6	59.7	S.E.	1.4	1.0							
9	15	9	16	57.8	58.6	S.E.	2.3	1.0	} Nearly calm; cloudy; fine during the day and night; hazy in the morning - }	70.1	58.3	103.9	52.3	0.00	
9	21	9	22	57.8	61.5	S.E. by E.	1.8	0.7							
10	3	10	4	59.0	66.6	S.S.E.	0.4	0.7							
10	9	10	10	56.8	60.7	S.E. by S.	0.9	0.3	} Cloudy; very fine during the day; fair at night - - - }	71.8	59.3	105.9	55.2	0.00	
10	15	10	16	57.7	59.5	S.S.E.	2.2	0.8							
10	21	10	22	58.4	61.0	S.E. by S.	2.0	1.0							
11	3	11	4	58.0	66.1	S. by E.	0.1	0.7	} Overcast; dark at night; dull; misty in the morning - - - }	67.2	57.7	92.8	56.9	0.01	
11	9	11	10	58.7	60.7	S.E. by S.	0.1	0.7							
11	15	11	16	55.6	59.2	S.E.	0.8	0.9							
11	21	11	22	56.6	63.4	S.E.	0.4	0.9	} Overcast; occasional mists - - }	66.9	56.7	95.1	56.0	0.02	
12	3	12	4	57.7	69.6	S.E.	0.0	0.5							
12	9	12	10	61.4	62.7	S.E.	0.2	0.9							
Sunday.															
13	15	13	16	58.1	59.5	S.E.	2.4	1.0	} Overcast; fair during the day; misty and showery at night and in the morning }	67.2	56.5	93.0	55.5	0.20	
13	21	13	22	57.9	60.0	S.E.	2.6	1.0							
14	3	14	4	60.9	63.3	S.E.	2.9	1.0							
14	9	14	10	Rain.	60.1	S.E. by E.	2.3	1.0	} Overcast; misty and showery - - }	65.3	57.0	91.0	55.7	0.08	
14	15	14	16	58.0	58.5	S.E. by E.	2.5	1.0							
14	21	14	22	56.2	60.2	S.E.	3.0	1.0							
15	3	15	4	59.5	65.7	S.E.	2.5	1.0	} Overcast; misty and showery - - }	65.3	57.0	91.0	55.7	0.08	
15	9	15	10	Rain.	59.9	S.E. by E.	2.3	1.0							
15	15	15	16	Rain.	58.5	S.E. by E.	2.1	1.0							
15	21	15	22	59.5	59.9	S.E. by E.	2.1	1.0	} Overcast; misty and showery - - }	65.3	57.0	91.0	55.7	0.08	
16	3	16	4	60.6	63.2	S.E.	2.6	1.0							
16	9	16	10	59.5	60.0	S.E. by E.	2.0	1.0							
16	15	16	16	55.3	58.4	S.E. by E.	2.5	1.0	} Overcast; misty and showery - - }	65.3	57.0	91.0	55.7	0.08	
16	21	16	22	58.9	59.9	S.E. by E.	2.6	1.0							

Mean Solar Time, Astronomical Reckoning.		Dew Point.	Standard Therm.	Wind.		Extent of Cloudy Sky.	Weather and Phenomena.	TEMPERATURE.				Rain.		
St. Helena.	Göttingen.			Direction.	Force.			Max. Therm.	Min. Therm.	Solar Rad.	Terres. Rad.			
DECEMBER.														
D.	H.	°	°		lbs.			°	°	°	°	In.		
17	3	17	4	62.1	64.1	S.E. by E.	2.6	1.0						
17	9	17	10	57.9	59.5	S.E. by E.	2.6	0.7	} Overcast; fair during the day; overcast at night; cloudy; fair in the morning }	65.4	57.5	85.9	54.3	0.03
17	15	17	16	58.5	59.5	S.E. by E.	2.1	1.0						
17	21	17	22	58.7	61.6	S.E.	2.5	0.9						
18	3	18	4	60.1	63.9	S.E.	2.4	0.9	} Nearly overcast; fair during the day; dark at night; overcast; fair in the morning - - - }	68.0	57.2	100.4	53.2	0.00
18	9	18	10	58.3	60.3	S.E.	2.3	1.0						
18	15	18	16	57.3	58.9	E.S.E.	0.5	1.0						
18	21	18	22	50.8	62.6	S.E. by E.	2.5	0.9						
19	3	19	4	59.3	66.6	S.E. by E.	2.2	0.7	} Cloudy; fair - - - }	69.4	57.7	104.5	53.3	0.00
19	9	19	10	58.0	61.0	S.E.	1.9	0.9						
Sunday.														
20	15	20	16	57.6	60.0	S.E. by S.	2.0	0.9	} Overcast; dark at night; dull in the morning - - - }	67.9	58.5	94.3	54.6	0.02
20	21	20	22	58.2	61.7	S.E. by S.	2.5	1.0						
21	3	21	4	58.0	64.4	S.E.	0.5	0.9	} Nearly overcast; fair during the day; dark at night; overcast; a little rain in the morning - - - }	66.4	57.3	94.8	53.5	0.04
21	9	21	10	58.3	61.0	S.E. by S.	0.2	0.9						
21	15	21	16	56.4	59.2	S.E. by S.	0.2	1.0						
21	21	21	22	58.5	60.9	S.E. by E.	0.6	1.0						
22	3	22	4	56.5	66.6	S.E. by E.	0.6	0.9	} Nearly calm; cloudy; fair during the day; overcast; dark at night; cloudy; fair in the morning - - - }	69.3	57.0	100.0	—	0.01
22	9	22	10	58.7	61.7	S.E. by S.	0.7	0.9						
22	15	22	16	55.5	59.0	S.S.E.	0.6	1.0						
22	21	22	22	58.0	62.5	S.E.	0.7	0.8	} Calm; a few showers; cloudy during the day; overcast at night; cloudy in the morning - - - }	69.9	58.5	103.5	54.0	0.06
23	3	23	4	58.5	67.0	Calm.	0.0	0.8						
23	9	23	10	58.4	61.3	Calm.	0.0	1.0						
23	15	23	16	55.4	59.7	Calm.	0.0	1.0	} Nearly calm; fair; cloudy during the day; overcast at night, and in the morning - - - }	69.7	58.7	105.0	51.7	0.00
23	21	23	22	59.3	61.9	Calm.	0.0	0.9						
24	3	24	4	59.0	64.8	S.E. by S.	0.1	0.9	} Nearly calm; fair; cloudy during the day; overcast at night, and in the morning - - - }	69.7	58.7	105.0	51.7	0.00
24	9	24	10	58.6	60.9	S.E.	0.1	1.0						
24	15	24	16	59.0	60.6	S.E. by E.	0.1	1.0						
24	21	24	22	58.6	62.0	E.	0.1	0.9	} - - - - - }	70.7	58.6	103.6	56.5	0.02
25	3	25	4			E. by S.	0.0	—						
25	9	25	10			E.S.E.	0.0	—						
25	15	25	16			S.E. by E.	0.0	—						
25	21	25	22			S.E. by E.	2.3	—	} - - - - - }	65.7	58.3	85.1	57.8	0.01
26	3	26	4			S.E. by E.	2.9	—						
26	9	26	10			S.E.	2.3	—	} - - - - - }	69.8	59.2	103.2	56.0	0.01
Sunday.														
27	15	27	16			S.E. by E.	2.5	—	} Overcast; fair; a little rain at night; dull in the morning - - - }	69.3	58.3	100.5	56.2	0.01
27	21	27	22			S.E. by E.	2.3	—						
28	3	28	4	57.5	67.9	S.E.	2.5	1.0						
28	9	28	10	58.5	62.0	S.E.	2.2	1.0	} Nearly overcast; fair during the day; overcast; misty at night; dull in the morning - - - }	69.3	59.0	102.6	55.8	0.01
28	15	28	16	Rain.	60.3	S.E.	0.0	1.0						
28	21	28	22	59.0	62.8	S.E. by E.	2.5	1.0	} Overcast; fair; a little mist and rain at night - - - - - }	67.6	58.7	85.1	56.7	0.01
29	3	29	4	59.5	67.0	S.E.	2.5	0.9						
29	9	29	10	59.9	61.9	S.E.	2.2	1.0						
29	15	29	16	58.9	60.5	S.E.	2.6	1.0	} Overcast; fair; dull during the day and in the morning - - - - - }	69.1	59.2	95.8	58.0	0.00
29	21	29	22		63.4	S.E. by E.	2.5	1.0						
30	3	30	4	60.4	66.0	S.E.	2.9	1.0	} Overcast; fair; a little mist and rain at night - - - - - }	67.6	58.7	85.1	56.7	0.01
30	9	30	10	60.3	61.7	S.E. by E.	2.5	1.0						
30	15	30	16	58.2	60.0	S.E.	3.2	1.0	} Overcast; fair; dull during the day and in the morning - - - - - }	69.1	59.2	95.8	58.0	0.00
30	21	30	22	60.0	62.7	S.E.	2.7	1.0						
31	3	31	4	61.0	66.1	S.E. by S.	3.1	1.0	} Overcast; fair; dull during the day and in the morning - - - - - }	69.1	59.2	95.8	58.0	0.00
31	9	31	10	57.6	61.4	S.E. by E.	2.3	1.0						
31	15	31	16	57.6	60.5	S.E.	2.5	1.0	} Overcast; fair; dull during the day and in the morning - - - - - }	69.1	59.2	95.8	58.0	0.00
31	21	31	22	57.9	62.0	S.E. by E.	2.2	1.0						

* Christmas Day.

Mean Solar Time, Astronomical Reckoning.		Dew Point.	Standard Therm.	Wind.		Extent of Cloudy Sky.	Weather and Phenomena.	TEMPERATURE.				Rain.		
St. Helena.	Göttingen.			Direction.	Force.			Max. Therm.	Min. Therm.	Solar Rad.	Terres. Rad.			
JANUARY.														
D.	H.	D.	H.	°	°	lbs.		°	°	°	°	In.		
1	3	1	4	59.7	68.2	2.4	0.7							
1	9	1	10	56.5	61.7	2.1	0.9	} Cloudy; fine during the day; overcast; fair at night and in the morning - }	70.0	59.9	103.8	54.8	0.00	
1	15	1	16	57.5	60.7	2.2	1.0							
1	21	1	22	60.0	63.7	S.E. by E.	2.1		0.9					
2	3	2	4	62.1	69.1	S.E.	2.0	0.8	} Nearly overcast; fair during the day; overcast, misty at night - }	72.1	58.7	110.9	57.1	0.00
2	9	2	10	61.4	62.1	S.E.	2.1	1.0						
Sunday.														
3	15	3	16	56.0	60.3	S.E. by E.	1.2	1.0	} Overcast; fair; hazy in the morning - }	68.4	59.1	94.1	56.8	0.08
3	21	3	22	59.5	63.1	S.E.	1.0	1.0						
4	3	4	4	58.1	67.0	S.E. by S.	0.2	0.7	} Cloudy; fair during the day; nearly overcast; fair at night; dull in the morning - - - }	71.4	59.4	114.8	54.3	0.00
4	9	4	10	59.4	62.1	S.E.	2.0	0.9						
4	15	4	16	59.8	60.7	S.E.	0.2	1.0						
4	21	4	22	56.0	62.7	S.E. by E.	1.5	0.8	} Cloudy; fair during the day and night; overcast; fair in the morning - }	69.8	59.2	104.5	51.2	0.00
5	3	5	4	57.1	66.5	S.E.	2.2	0.7						
5	9	5	10	58.5	61.5	S.E.	2.5	0.8	} Cloudy; fair during the day; overcast, misty, and showery at night and in the morning - - - }	69.9	58.3	101.7	56.3	0.09
5	15	5	16	58.5	60.7	S.E.	0.1	1.0						
5	21	5	22	57.5	62.5	S.E. by E.	1.7	1.0	} Cloudy; fair during the day; overcast, misty, and showery at night and in the morning - - - }	69.9	58.3	101.7	56.3	0.09
6	3	6	4	58.3	67.2	S.E. by E.	1.8	0.9						
6	9	6	10	59.4	61.5	S.E.	2.2	0.9	} Nearly overcast; fair; a few light mists during the day; overcast; light mists at night; light showers in the morning }	67.7	58.9	95.5	57.5	0.04
6	15	6	16	Rain.	59.8	S.E.	2.2	1.0						
6	21	6	22	60.6	62.4	S.E. by E.	1.4	1.0	} Nearly overcast; fair during the day; overcast; fair at night and in the morn- ing - - - }	—	—	—	—	0.05
7	3	7	4	60.8	65.1	S.E.	2.2	1.0						
7	9	7	10	60.9	62.0	S.E.	2.2	0.9	} Nearly overcast; fair during the day; overcast; fair at night and in the morn- ing - - - }	68.6	59.9	94.7	58.0	0.02
7	15	7	16	59.7	60.8	S.E. by E.	2.3	1.0						
7	21	7	22	58.1	62.4	S.E.	2.6	1.0	} Nearly overcast; fair during the day; overcast; fair at night and in the morn- ing - - - }	—	—	—	—	0.05
8	3	8	4	60.8	65.5	S.E.	2.2	1.0						
8	9	8	10	59.6	61.5	S.E.	2.2	0.9	} Nearly overcast; fair during the day; overcast; fair at night and in the morn- ing - - - }	68.6	59.9	94.7	58.0	0.02
8	15	8	16	58.4	60.5	S.E. by S.	2.1	1.0						
8	21	8	22	56.7	61.9	E.S.E.	2.1	1.0	} Nearly overcast; fair during the day; overcast, and dark at night - - }	68.6	59.9	94.7	58.0	0.02
9	3	9	4	60.6	66.6	E.S.E.	1.9	0.9						
9	9	9	10	60.0	62.5	S.E.	0.3	1.0	} Nearly overcast; fair	70.2	58.5	102.0	51.5	0.09
Sunday.														
10	15	10	16	59.3	61.2	S.E. by S.	1.0	0.8	} Overcast; fair during the day; misty and showery at night; dull, but fair in the morning - - - }	71.4	59.4	103.3	58.0	0.04
10	21	10	22	58.8	62.4	S.E.	0.5	0.9						
11	3	11	4	57.1	68.6	S.E.	0.6	1.0	} Overcast; light mists, and showery during the day; fair at night; misty and showery in the morning - }	68.7	60.0	93.6	55.8	0.04
11	9	11	10	60.5	62.5	S.E.	0.3	1.0						
11	15	11	16	Rain.	61.3	S.E. by E.	0.3	1.0	} Cloudy; fair during the day; overcast; dark at night; hazy and showery in the morning - - - }	70.5	60.5	103.9	57.2	0.00
11	21	11	22	60.4	63.2	E.S.E.	0.8	1.0						
12	3	12	4	62.5	66.0	S.E.	2.5	1.0	} Overcast; misty and showery during the day; fair at night and in the morning }	68.4	59.6	94.0	57.0	0.41
12	9	12	10	59.0	61.5	S.E.	2.5	0.9						
12	15	12	16	59.3	61.2	S.E.	2.3	0.8	} Cloudy; fair	69.7	59.4	101.0	55.4	0.00
12	21	12	22	60.3	63.3	S.E.	3.0	1.0						
13	3	13	4	62.4	67.5	S.E.	2.5	0.7	} Cloudy; fair	69.8	60.0	106.0	56.5	0.00
13	9	13	10	61.0	62.4	S.E.	2.2	0.9						
13	15	13	16	60.8	61.7	S.E.	1.8	0.9	} Overcast; dark at night; nearly over- cast; misty and dull in the morning - }	70.5	60.0	101.7	57.1	0.01
13	21	13	22	61.2	63.7	S.E.	1.0	1.0						
14	3	14	4	62.5	63.6	S.E.	2.1	1.0	} Cloudy; fair	69.4	59.7	101.0	55.9	0.00
14	9	14	10	60.6	61.8	S.E. by S.	1.2	1.0						
14	15	14	16	59.7	60.7	S.E.	1.8	0.9	} Overcast; dark at night; nearly over- cast; misty and dull in the morning - }	70.5	60.0	101.7	57.1	0.01
14	21	14	22	62.7	64.7	S.E. by E.	0.4	0.9						
15	3	15	4	61.5	66.2	S.E. by S.	2.2	0.7	} Cloudy; fair	69.4	59.7	101.0	55.9	0.00
15	9	15	10	59.8	61.6	S.E.	2.1	0.9						
15	15	15	16	58.5	60.4	S.E. by S.	2.2	0.9	} Cloudy; fair	69.8	60.0	106.0	56.5	0.00
15	21	15	22	61.0	64.4	E.S.E.	1.9	0.8						
16	3	16	4	59.5	67.3	S.E.	0.2	0.7	} Overcast; dark at night; nearly over- cast; misty and dull in the morning - }	70.5	60.0	101.7	57.1	0.01
16	9	16	10	60.7	62.6	S.E.	0.4	0.9						
Sunday.														
17	15	17	16	59.6	61.5	S.E.	0.7	1.0	} Overcast; dark at night; nearly over- cast; misty and dull in the morning - }	70.5	60.0	101.7	57.1	0.01
17	21	17	22	60.7	63.2	S.E.	2.2	0.9						
18	3	18	4	62.5	68.0	S.E. by S.	2.3	1.0	} Cloudy; fair	69.4	59.7	101.0	55.9	0.00
18	9	18	10	59.8	62.0	S.E. by S.	2.7	0.8						
18	15	18	16	58.2	61.0	S.E. by E.	3.1	0.9	} Cloudy; fair	69.4	59.7	101.0	55.9	0.00
18	21	18	22	58.6	64.1	S.E. by E.	2.3	0.9						

Mean Solar Time, Astronomical Reckoning.				Dew Point.	Standard Therm.	Wind.		Extent of Cloudy Sky.	Weather and Phenomena.	TEMPERATURE.				Rain.
St. Helena.		Göttingen.				Direction.	Force.			Max. Therm.	Min. Therm.	Solar Rad.	Terres. Rad.	
JANUARY.														
D.	H.	D.	H.	°	°		lbs.			°	°	°	°	In.
19	3	19	4	60·5	68·8	S.E. by S.	2·2	0·7	} Cloudy; fair during the day and night; overcast; fair in the morning - - }	70·7	60·0	101·8	54·5	0·00
19	9	19	10	59·2	62·6	S.E. by S.	2·3	0·9						
19	15	19	16	55·0	60·7	S.E. by S.	2·3	0·8						
19	21	19	22	Rain.	63·0	E.S.E.	1·7	1·0	} Calm; nearly overcast; a few showers during the day and night; overcast and misty in the morning - - }	69·8	60·8	95·0	56·6	0·05
20	3	20	4	56·5	67·4	E.S.E.	0·0	1·0						
20	9	20	10	60·8	63·7	S.E.	0·0	0·9						
20	15	20	16	60·3	62·5	S.E. by E.	0·0	1·0	} Overcast; misty; rain at night and in the morning - - - }	71·9	60·9	91·4	61·0 ^a	0·22
20	21	20	22	Rain.	64·9	E.	0·0	1·0						
21	3	21	4	66·0	68·7	E.N.E.	0·0	1·0						
21	9	21	10	63·0	64·6	S.E. by S.	0·0	0·9	} Nearly overcast; fair during the day; overcast; mist and rain at night and in the morning - - - }	69·0	60·2	89·8	60·0	0·15
21	15	21	16	Rain.	63·0	S.E. by E.	0·8	1·0						
21	21	21	22	60·9	62·7	S.E.	0·9	1·0						
22	3	22	4	64·0	67·6	S.E.	1·1	0·9	} Overcast; hazy; dull during the day; fair at night - - - }	66·8	60·0	82·2	59·2	00·0
22	9	22	10	62·5	63·5	S.E. by E.	0·2	1·0						
22	15	22	16	Rain.	61·8	S.E.	1·5	1·0						
22	21	22	22	61·6	62·2	S.E.	1·2	1·0	} Overcast; fair - - - - - }	69·4	59·8	101·0	57·1	0·02
23	3	23	4	63·7	65·2	S.E. by S.	2·5	1·0						
23	9	23	10	60·1	62·2	S.E. by S.	2·5	1·0						
Sunday.														
24	15	24	16	61·0	62·0	S.E.	2·3	1·0	} Cloudy; fair during the day; overcast; misty and showery at night and in the morning - - - }	71·3	59·4	101·6	58·6	0·15
24	21	24	22	61·2	64·0	S.E.	2·3	1·0						
25	3	25	4	61·5	69·2	S.E. by S.	2·1	0·6						
25	9	25	10	61·9	63·7	S.E. by S.	2·8	0·9	} Overcast; misty with showers - - - }	67·4	59·4	85·9	59·2	0·18
25	15	25	16	60·0	62·0	S.E. by E.	2·6	1·0						
25	21	25	22	Rain.	61·5	S.E. by E.	2·7	1·0						
26	3	26	4	62·5	66·0	S.E.	2·5	1·0	} Overcast; misty with showers - - - }	70·3	59·9	103·1	57·5	0·08
26	9	26	10	61·5	62·5	S.E.	2·3	0·9						
26	15	26	16	60·8	61·6	S.E.	2·8	1·0						
26	21	26	22	61·9	63·3	S.E. by E.	2·4	1·0	} Cloudy; fair during the day; overcast; misty; showery at night and in the morning - - - }	69·2	59·4	95·9	57·2	0·48
27	3	27	4	62·1	66·5	S.E. by E.	2·5	0·9						
27	9	27	10	61·8	63·0	E.S.E.	0·2	1·0						
27	15	27	16	60·5	61·5	S.E. by S.	2·1	1·0	} Nearly overcast; fair during the day; overcast; misty and showery at night; cloudy and fair in the morning - - }	68·7	59·8	100·9	57·4	0·29
27	21	27	22	61·1	62·5	S.E. by E.	2·0	1·0						
28	3	28	4	62·8	67·0	S.E. by S.	0·9	0·8						
28	9	28	10	Rain.	63·1	E.S.E.	0·9	0·9	} Overcast; fair at night; misty; dull in the morning - - - }	70·8	61·0	101·0	58·9	0·00
28	15	28	16	61·0	62·0	S.E.	2·1	1·0						
28	21	28	22	62·5	62·9	S.E. by E.	2·0	1·0						
29	3	29	4	61·5	65·5	S.E.	0·2	0·9	} Cloudy; fair during the day; overcast; fair at night - - - }	69·7	60·6	95·7	57·5	0·00
29	9	29	10	Rain.	62·2	S.E.	0·3	0·9						
29	15	29	16	Rain.	61·7	E. by S.	0·5	1·0						
29	21	29	22	61·6	64·2	E.S.E.	0·5	1·0	} Cloudy; fine during the day; overcast; misty and showery at night and in the morning - - - }	73·9	61·4	106·6	60·7	0·03
30	3	30	4	63·5	67·5	S.E. by E.	2·1	0·8						
30	9	30	10	61·6	63·5	S.E.	2·0	0·9						
Sunday.														
31	15	31	16	60·6	62·0	S.E.	2·9	0·8	} Cloudy; fair at night; misty; dull in the morning - - - }	70·8	61·0	101·0	58·9	0·00
31	21	31	22	62·5	64·2	S.E. by E.	2·7	1·0						
FEBRUARY														
1	3	1	4	61·2	68·2	S.E.	3·0	1·0	} Nearly overcast; fair during the day; overcast; fair at night; hazy in the morning - - - }	69·4	61·4	93·0	60·8	0·00
1	9	1	10	61·3	63·1	S.E.	2·8	1·0						
1	15	1	16	60·8	62·6	S.E. by E.	2·1	1·0						
1	21	1	22	60·9	64·5	S.E. by E.	2·3	0·9	} Cloudy; fair during the day; nearly overcast; fair at night; misty in the morning - - - }	70·9	61·0	99·8	58·2	0·00
2	3	2	4	65·0	69·5	S.E. by S.	2·7	0·7						
2	9	2	10	62·0	64·4	S.E.	2·1	0·8						
2	15	2	16	61·3	62·6	S.E. by E.	2·0	1·0	} Cloudy; fine during the day; overcast; fair at night; nearly overcast; fair in the morning - - - }	72·0	60·8	101·3	59·4	0·01
2	21	2	22	61·6	64·7	S.E.	2·3	0·8						
3	3	3	4	60·0	70·5	S.E. by S.	2·4	0·6						
3	9	3	10	60·5	64·0	S.E.	2·6	1·0	} Cloudy; fine during the day; overcast; misty and showery at night and in the morning - - - }	73·9	61·4	106·6	60·7	0·03
3	15	3	16	61·6	63·3	S.E.	2·0	1·0						
3	21	3	22	60·2	66·3	S.E. by E.	2·7	0·7						
4	3	4	4	58·2	70·8	S.E.	2·6	0·4	} Cloudy; fine during the day; overcast; misty and showery at night and in the morning - - - }	73·9	61·4	106·6	60·7	0·03
4	9	4	10	62·4	65·0	S.E.	2·1	1·0						
4	15	4	16	Rain.	63·9	S.E.	2·6	1·0						
4	21	4	22	63·6	64·2	S.E. by E.	2·3	1·0						

^a Higher than mean temperature.

Mean Solar Time, Astronomical Reckoning.		Dew Point.	Standard Therm.	Wind.		Extent of Cloudy Sky.	Weather and Phenomena.	TEMPERATURE.				Rain.	
St. Helena.	Göttingen.			Direction.	Force.			Max. Therm.	Min. Therm.	Solar Rad.	Terres. Rad.		
FEBRUARY													
D.	H.	D.	H.	°	°	lbs.		°	°	°	°	In.	
5	3	5	4	65.2	67.7	2.3	1.0						
5	9	5	10	Rain.	63.7	1.0	1.0	} Overcast; fair during the day; misty and showery at night; dull; fair in the morning - - - -	69.4	61.5	90.8	58.8	0.04
5	15	5	16	62.5	63.2	2.1	1.0						
5	21	5	22	61.6	64.1	2.2	1.0						
6	3	6	4	63.1	68.7	2.5	1.0						
6	9	6	10	63.0	65.0	2.2	1.0	} Overcast; fair - - - -	70.8	61.3	99.2	60.4	0.00
Sunday.													
7	15	7	16	60.3	63.4	0.0	0.9	} Overcast; fair at night; nearly overcast; fair in the morning - - - -	72.0	62.7	99.7	56.7	0.03
7	21	7	22	59.7	64.7	2.5	1.0						
8	3	8	4	65.0	68.6	S.E. by S.	0.0	} Overcast; fair - - - -	70.4	62.0	92.0	60.0	0.00
8	9	8	10	Rain.	64.7	S.E.	0.0						
8	15	8	16	62.1	63.6	S.E. by S.	2.1						
8	21	8	22	62.5	64.8	S.E.	2.3						
9	3	9	4	64.0	68.9	S.E. by S.	2.2	} Nearly overcast; fair during the day; dark at night; hazy, dull in the morning - - - -	70.6	61.3	95.2	60.7	0.00
9	9	9	10	62.7	64.2	S.E. by S.	2.5						
9	15	9	16	60.4	62.9	S.E. by S.	2.6						
9	21	9	22	61.0	63.8	S.E.	2.3						
10	3	10	4	63.7	68.7	S.E. by S.	3.1	} Nearly overcast; fair - - - -	70.3	61.6	94.0	57.0	0.00
10	9	10	10	61.5	64.1	S.E.	0.1						
10	15	10	16	61.4	63.1	S.E. by S.	2.1						
10	21	10	22	62.0	65.0	S.E.	2.7						
11	3	11	4	65.6	72.0	S.E.	1.6	} Cloudy; fair - - - -	73.9	61.9	110.2	57.9	0.00
11	9	11	10	62.1	65.2	S.E. by S.	0.0						
11	15	11	16	61.5	63.1	S.E. by S.	1.9						
11	21	11	22	63.2	67.5	S.S.E.	0.9						
12	3	12	4	64.4	69.2	S.S.E.	0.0	} Cloudy; fair; calm during the day and night - - - -	72.9	61.9	101.7	57.5	0.00
12	9	12	10	62.9	65.2	S.S.E.	0.0						
12	15	12	16	61.1	63.3	S. by E.	0.0						
12	21	12	22	64.7	65.8	S.E. by S.	1.3						
13	3	13	4	64.5	72.3	S. by E.	0.1	} Calm; cloudy; fine - - - -	74.2	62.8	104.5	55.0	0.02
13	9	13	10	63.3	66.5	Calm.	0.0						
Sunday.													
14	15	14	16	63.7	64.6	S.E.	0.2	} Nearly overcast; fair at night; showery, dull in the morning - - - -	72.5	63.1	106.0	59.3	0.06
14	21	14	22	64.5	65.4	S.E. by S.	0.5						
15	3	15	4	64.4	67.9	S.E.	0.0	} Calm; nearly overcast; fair during the day; cloudy; fair at night; showery in the morning - - - -	71.4	63.2	98.3	58.5	0.15
15	9	15	10	63.0	64.7	S.E. by S.	0.0						
15	15	15	16	62.7	63.8	S.S.E.	0.0						
15	21	15	22	63.9	65.7	S.E. by S.	0.0						
16	3	16	4	60.1	73.1	S.S.E.	0.0	} Calm; very fine during the day; cloudy and fair at night and in the morning - - - -	76.6	63.6	115.2	55.5	0.00
16	9	16	10	59.5	65.1	S.S.E.	0.0						
16	15	16	16	62.5	64.4	Calm.	0.0						
16	21	16	22	64.1	67.2	S.E. by E.	0.1						
17	3	17	4	—	70.8	E.S.E.	0.0	} Almost calm; cloudy; fair - - - -	72.6	63.8	99.0	58.0	0.01
17	9	17	10	62.0	65.4	S.E.	0.0						
17	15	17	16	63.0	64.5	S.E. by E.	0.0						
17	21	17	22	64.0	65.7	S.E. by S.	0.0						
18	3	18	4	60.3	71.7	S.E. by E.	0.2	} Almost calm; nearly overcast; fair - - - -	74.2	64.0	106.1	60.0	0.00
18	9	18	10	64.1	66.3	S.E. by S.	0.1						
18	15	18	16	62.0	65.0	S.E. by S.	0.1						
18	21	18	22	65.5	67.5	S.E.	0.2						
19	3	19	4	62.0	72.1	S.E. by S.	2.0	} Cloudy; fair during the day; overcast; dark at night; misty and showery in the morning - - - -	74.7	63.9	109.3	60.0	0.02
19	9	19	10	63.8	66.1	S.E. by S.	0.1						
19	15	19	16	64.1	65.7	S.E. by S.	2.3						
19	21	19	22	64.8	66.1	S.E.	2.3						
20	3	20	4	64.5	73.5	S.E. by S.	0.0	} Cloudy; fine - - - -	77.6	65.4	117.0	60.6	0.00
20	9	20	10	65.4	66.8	S.E.	0.5						
Sunday.													
21	15	21	16	64.8	65.5	S.E. by S.	0.9	} Overcast, misty, and showery - - - -	72.8	64.2	107.0	—	0.10
21	21	21	22	64.7	65.6	S.E.	2.3						
22	3	22	4	65.8	67.2	S.E.	2.0	} Overcast; misty and showery during the day; misty at night; hazy, dull in the morning - - - -	69.8	63.8	90.8	61.5	0.25
22	9	22	10	64.5	64.8	S.E.	2.2						
22	15	22	16	62.0	63.6	S.E. by S.	2.4						
22	21	22	22	63.0	66.0	S.E. by E.	2.6						

Mean Solar Time, Astronomical Reckoning.		Dew Point.	Standard Therm.	Wind.		Extent of Cloudy Sky.	Weather and Phenomena.	TEMPERATURE.				Rain.						
St. Helena.	Göttingen.			Direction.	Force.			Max. Therm.	Min. Therm.	Solar Rad.	Terres. Rad.							
D.	H.	°	°		lbs.			°	°	°	°	In.						
FEBRUARY																		
23	3	23	4	62.3	69.7	S.E.	1.7	0.8	} Cloudy; fine during the day; nearly overcast; fair at night and in the morning	72.5	64.8	103.2	59.2	0.00				
23	9	23	10	63.1	64.8	S.E. by S.	2.3	0.8										
23	15	23	16	Rain.	64.3	S.E. by S.	2.8	1.0										
23	21	23	22	64.6	66.2	S.E. by S.	2.9	0.9	} Cloudy; fair during the day; overcast; misty at night and in the morning	73.7	65.0	106.9	60.7	0.01				
24	3	24	4	68.5	71.7	S.E.	1.5	0.8										
24	9	24	10	65.7	67.1	S.E.	0.0	1.0										
24	15	24	16	64.7	65.9	S.E. by S.	0.0	1.0	} Nearly overcast; fair	74.2	64.9	109.0	61.8	0.00				
24	21	24	22	66.6	67.9	S.E.	2.1	0.9										
25	3	25	4	68.0	72.1	E.S.E.	0.9	0.9										
25	9	25	10	64.5	67.0	S.E.	0.1	0.8	} Nearly overcast; fair during the day; overcast and misty at night; showery in the morning	71.0	64.2	94.2	63.5	0.07				
25	15	25	16	64.3	65.0	S.E. by S.	2.0	1.0										
25	21	25	22	64.6	66.7	S.E.	3.2	0.9										
26	3	26	4	66.8	69.4	S.E. by S.	2.3	1.0	} Overcast; showery during the day; misty at night	69.6	64.1	85.8	61.2	0.15				
26	9	26	10	65.6	66.6	S.E. by E.	2.3	1.0										
26	15	26	16	64.3	65.0	S.E. by S.	2.8	1.0										
26	21	26	22	66.0	66.2	S.E.	2.7	1.0	} Overcast; misty and showery	73.7	63.3	108.3	61.8	0.21				
27	3	27	4	Rain.	66.8	S.E.	0.0	1.0										
27	9	27	10	64.0	65.3	S.E. by S.	0.2	1.0										
Sunday.																		
28	15	28	16	Rain.	65.3	S.E. by S.	0.0	1.0	} Overcast; misty and showery	73.7	63.3	108.3	61.8	0.21				
28	21	28	22	65.3	66.4	S.E.	0.0	1.0										
MARCH																		
1	3	1	4	63.0	69.4	S.E. by S.	0.0	1.0	} Calm; nearly overcast; fair; occasional mists at night	72.6	64.2	103.8	60.3	0.01				
1	9	1	10	64.7	66.2	S.E.	0.0	1.0										
1	15	1	16	Rain.	64.6	S.E. by E.	0.0	0.9										
1	21	1	22	65.0	66.5	S.E.	0.0	1.0	} Cloudy; fine during the day; overcast; mist and fog at night; mist in the morning	72.8	64.9	102.9	61.9	0.02				
2	3	2	4	64.0	70.5	S.E. by S.	0.0	0.7										
2	9	2	10	65.5	66.5	S.E.	0.0	1.0										
2	15	2	16	65.4	66.1	S.E.	0.0	1.0	} Overcast; misty, with showers	70.7	64.7	94.0	63.4	0.10				
2	21	2	22	65.8	66.7	S.E. by E.	0.0	1.0										
3	3	3	4	66.1	67.6	S.E.	1.9	1.0										
3	9	3	10	65.2	65.7	S.E.	1.9	1.0	} Cloudy; fine during the day; overcast; fair at night and in the morning	72.9	65.2	105.5	64.0	0.00				
3	15	3	16	64.2	64.8	S.E.	1.9	1.0										
3	21	3	22	66.4	66.6	S.E.	1.9	1.0										
4	3	4	4	64.4	71.6	S.E.	1.6	0.7	} Overcast; fair during the early part of the day; misty and showery at night and in the morning	72.1	64.7	94.5	63.0	0.03				
4	9	4	10	65.1	66.9	S.E.	1.5	1.0										
4	15	4	16	65.3	66.3	S.E.	0.6	1.0										
4	21	4	22	66.5	67.5	S.E.	0.9	1.0	} Overcast; misty and showery	69.9	63.5	88.2	62.0	0.01				
5	3	5	4	67.5	70.8	S.E.	0.2	1.0										
5	9	5	10	64.7	66.5	S.E.	0.3	1.0										
5	15	5	16	Rain.	65.0	S.E.	1.7	1.0	} Overcast; fair during the day and night; mist and rain in the morning	72.4	63.5	98.2	62.5	0.00				
5	21	5	22	64.5	66.0	S.E.	2.7	1.0										
6	3	6	4	65.5	68.8	S.E.	2.5	1.0										
6	9	6	10	Rain.	65.5	S.E.	1.7	1.0	} Overcast; fair; windy in the morning	71.4	64.2	100.0	61.0	0.01				
Sunday.																		
7	15	7	16	62.0	64.4	S.E. by S.	2.7	1.0										
7	21	7	22	62.7	65.6	S.E.	1.8	1.0	} Overcast; fair during the day and night; misty and showery in the morning	71.1	63.8	92.0	61.8	0.07				
8	3	8	4	63.9	69.4	S.E.	2.7	1.0										
8	9	8	10	64.2	66.0	S.E.	2.3	1.0										
8	15	8	16	63.8	65.0	S.E.	2.8	1.0	} Overcast; mist and rain	68.1	64.3	79.0	63.7	0.43				
8	21	8	22	Rain.	65.0	S.E.	2.8	1.0										
9	3	9	4	Rain.	66.7 ^a	S.E.	0.3	1.0										
9	9	9	10	64.2	64.6	S.E.	0.7	1.0	} Overcast; misty; occasional showers during the day and night	70.0	64.5	82.5	62.6	0.14				
9	15	9	16	Rain.	64.6	S.E. by E.	0.9	1.0										
9	21	9	22	66.6	66.4	S.E.	1.0	1.0										
10	3	10	4	Rain.	67.9	S.E.	0.1	1.0	} Overcast; fair during the day and night; mist and rain in the morning	72.4	63.5	98.2	62.5	0.00				
10	9	10	10	Rain.	65.3	S.E.	0.1	1.0										
10	15	10	16	Rain.	64.7	S.E.	0.1	0.9										
10	21	10	22	65.6	66.2	S.E.	0.2	1.0	} Overcast; fair during the day and night; mist and rain in the morning	72.4	63.5	98.2	62.5	0.00				
11	3	11	4	64.5	69.6	S.E.	0.8	1.0										
11	9	11	10	63.8	65.7	S.E.	2.4	0.9										
11	15	11	16	63.6	64.7	S.E. by E.	2.5	1.0	} Overcast; fair during the day and night; mist and rain in the morning	72.4	63.5	98.2	62.5	0.00				
11	21	11	22	63.2	65.5	S.E. by E.	1.8	1.0										

^a Seven minutes late.

Mean Solar Time, Astronomical Reckoning.		Dew Point.	Standard Therm.	Wind.		Extent of Cloudy Sky.	Weather and Phenomena.	TEMPERATURE.				Rain.		
St. Helena.	Göttingen.			Direction.	Force.			Max. Therm.	Min. Therm.	Solar Rad.	Terres. Rad.			
MARCH.														
D.	H.	D.	H.	°	°	lbs.		°	°	°	°	In.		
12	3	12	4	65.4	68.6	2.1	S.E.	1.0	} Overcast; fair during the day; dark at night; showery in the morning - }	70.6	63.8	88.2	62.0	0.01
12	9	12	10	63.7	65.0	2.1	S.E.	1.0						
12	15	12	16	63.0	64.4	2.2	S.E.	1.0						
12	21	12	22	63.7	65.7	2.1	S.E. by E.	1.0	} Nearly overcast; fair during the day; overcast; misty and showery at night }	71.4	62.8	94.0	61.6	0.02
13	3	13	4	66.0	69.6	1.2	S.E. by E.	0.9						
13	9	13	10	Rain.	65.5	1.2	S.E. by E.	1.0						
Sunday.														
14	15	14	16	62.4	64.0	1.2	S.E. by S.	1.0	} Nearly overcast; fair - - - }	70.2	63.5	90.6	59.7	0.02
14	21	14	22	62.5	65.7	1.3	S.E. by S.	1.0						
15	3	15	4	62.7	69.5	1.5	S.E.	0.8	} Calm; cloudy; fair; a few showers in the evening - - - }	71.0	63.3	99.7	57.5	0.04
15	9	15	10	63.0	64.9	1.3	S.E.	0.7						
15	15	15	16	62.0	64.0	0.0	S.S.E.	0.7						
15	21	15	22	60.5	66.0	0.0	S.E. by S.	0.8	} Almost calm; cloudy; fair - - - }	71.9	63.9	104.6	57.7	0.00
16	3	16	4	64.0	69.5	0.0	S.E. by E.	0.8						
16	9	16	10	62.9	65.3	0.0	S.E.	0.8	} Nearly overcast; fair - - - }	71.8	64.0	102.0	59.5	0.00
16	15	16	16	62.9	64.8	0.0	S.E. by E.	0.9						
16	21	16	22	63.3	66.4	0.0	S.E. by E.	0.9	} Cloudy; fair - - - }	71.9	62.7	106.8	59.0	0.02
17	3	17	4	64.0	67.1	1.8	S.E. by E.	1.0						
17	9	17	10	63.4	65.5	1.8	S.E.	0.9	} Cloudy; fair; a few showers during the night - - - }	71.2	62.8	102.0	58.0	0.02
17	15	17	16	63.0	64.4	1.8	S.E. by S.	0.9						
17	21	17	22	63.7	66.8	2.7	S.E. by E.	0.9	} Cloudy; fair - - - }	70.4	63.6	96.0	61.0	0.03
18	3	18	4	65.4	69.7	2.3	S.E.	0.9						
18	9	18	10	63.6	65.5	0.9	S.E.	0.9	} Overcast; dark at night; fair in the morning - - - }	71.4	63.9	100.1	60.3	0.01
18	15	18	16	62.1	64.0	1.7	S.E.	0.9						
18	21	18	22	64.4	66.8	2.5	S.E.	0.9	} Overcast; misty, with showers - - - }	69.7	64.4	87.8	63.5	0.26
19	3	19	4	65.0	69.6	1.3	S.E. by E.	0.8						
19	9	19	10	62.9	65.0	0.1	S.E.	0.8	} Overcast; misty, with a few showers - - - }	68.7	64.5	79.7	63.4	0.04
19	15	19	16	62.6	64.4	0.9	S.E. by S.	0.8						
19	21	19	22	60.0	65.3	3.2	S.E. by S.	0.9	} Calm; nearly overcast; showery during the day; mists and showers at night and in the morning - - - }	70.5	64.2	89.8	61.0	0.24
20	3	20	4	64.0	68.8	2.3	S.E. by E.	0.8						
20	9	20	10	62.5	65.1	2.3	S.E. by S.	0.9	} Calm; fine during the day; cloudy; fair at night; nearly overcast; misty in the morning - - - }	74.9	65.4	108.0	61.6	0.01
21	15	21	16	62.6	64.7	2.2	S.E. by E.	1.0						
21	21	21	22	63.8	66.2	2.2	S.E.	0.9	} Calm; cloudy; fair during the day; overcast; mist and rain at night and in the morning - - - }	75.2	65.1	104.1	63.7	1.51
22	3	22	4	64.5	66.6	2.3	S.E. by S.	1.0						
22	9	22	10	64.3	64.8	2.2	S.E. by E.	1.0	} Calm; nearly overcast; showery during the day; mists and showers at night and in the morning - - - }	70.5	64.2	89.8	61.0	0.24
22	15	22	16	Rain.	65.7	2.2	S.E. by E.	1.0						
22	21	22	22	65.5	66.2	2.2	E. by S.	1.0	} Calm; fine during the day; cloudy; fair at night; nearly overcast; misty in the morning - - - }	74.9	65.4	108.0	61.6	0.01
22	21	22	22	65.5	66.2	2.2	E. by S.	1.0						
23	3	23	4	65.8	67.1	0.3	S.E. by E.	1.0	} Overcast; misty, with a few showers - - - }	68.7	64.5	79.7	63.4	0.04
23	9	23	10	64.4	65.3	0.2	S.E.	1.0						
23	15	23	16	64.2	64.6	0.2	S.E. by E.	1.0	} Calm; nearly overcast; showery during the day; mists and showers at night and in the morning - - - }	70.5	64.2	89.8	61.0	0.24
23	21	23	22	65.3	66.0	0.2	S.E.	1.0						
24	3	24	4	Rain.	68.2	0.0	S.E.	0.9	} Calm; fine during the day; cloudy; fair at night; nearly overcast; misty in the morning - - - }	74.9	65.4	108.0	61.6	0.01
24	9	24	10	65.0	65.7	0.0	E. by S.	0.7						
24	15	24	16	Rain.	64.8	0.0	S.E. by E.	0.7	} Calm; cloudy; fair during the day; overcast; mist and rain at night and in the morning - - - }	75.2	65.1	104.1	63.7	1.51
24	21	24	22	66.7	67.1	0.0	E.S.E.	0.8						
25	3	25	4	68.5	72.6	0.0	N.E. by E.	0.7	} Calm; fine during the day; cloudy; fair at night; nearly overcast; misty in the morning - - - }	74.9	65.4	108.0	61.6	0.01
25	9	25	10	66.1	67.5	0.0	S.E. by E.	0.7						
25	15	25	16	64.3	65.6	0.0	S.E.	0.9	} Calm; cloudy; fair during the day; overcast; mist and rain at night and in the morning - - - }	75.2	65.1	104.1	63.7	1.51
25	21	25	22	66.0	67.4	0.0	E. by N.	0.9						
26	3	26	4	67.1	72.2	0.0	N.E.	0.8	} Calm; cloudy; fair during the day; overcast; mist and rain at night and in the morning - - - }	75.2	65.1	104.1	63.7	1.51
26	9	26	10	66.1	67.6	0.0	E.S.E.	0.9						
26	15	26	16	Rain.	66.2	0.0	E.N.E.	1.0	} Calm; overcast; fair - - - }	73.4	62.5	96.5	57.2	0.02
26	21	26	22	66.7	67.5	0.0	E.	1.0						
27	3	27	4	67.1	71.0	0.0	E.	1.0	} Calm; cloudy; fair - - - }	72.8	63.8	107.8	58.5	0.00
27	9	27	10	64.9	66.3	0.0	Calm.	1.0						
Sunday.														
28	15	28	16	62.5	64.2	0.0	Calm.	0.9	} Calm; cloudy; fair during the day; overcast; showery at night; misty in the morning - - - }	73.1	64.6	109.2	60.3	0.19
28	21	28	22	63.3	66.0	0.0	S.E.	0.6						
29	3	29	4	65.0	70.6	0.0	E.	0.9	} Calm; cloudy; fair during the day; overcast; showery at night; misty in the morning - - - }	73.1	64.6	109.2	60.3	0.19
29	9	29	10	64.6	66.8	0.0	S.E. by E.	1.0						
29	15	29	16	63.4	65.3	0.0	N.E.	0.9	} Calm; cloudy; fair during the day; overcast; showery at night; misty in the morning - - - }	73.1	64.6	109.2	60.3	0.19
29	21	29	22	66.3	66.4	0.0	E. by N.	1.0						

Mean Solar Time, Astronomical Reckoning.		Dew Point.	Standard Therm.	Wind.		Extent of Cloudy Sky.	Weather and Phenomena.	TEMPERATURE.				Rain.	
St. Helena.	Göttingen.			Direction.	Force.			Max. Therm.	Min. Therm.	Solar Rad.	Terres. Rad.		
MARCH.													
D.	H.	D.	H.	°	°	lbs.		°	°	°	°	In.	
30	3	30	4	66.8	72.2	0.0	0.7						
30	9	30	10	65.4	68.0	0.0	0.8	} Calm; cloudy; fair during the day; overcast; mist and rain at night and in the morning	74.4	64.3	101.3	60.5	0.37
30	15	30	16	Rain.	66.6	0.0	1.0						
30	21	30	22	Rain.	67.2	0.0	1.0						
31	3	31	4	66.7	69.2	0.1	0.8	} Calm; cloudy; fair during the day and night; overcast; dull; fair in the morning	73.8	64.0	104.0	58.0	0.04
31	9	31	10	63.8	66.1	0.0	0.8						
31	15	31	16	62.8	64.6	0.0	0.8						
31	21	31	22	64.0	66.5	0.0	1.0						
APRIL.													
1	3	1	4	65.8	69.3	0.0	0.9	} Almost calm; fair during the day; over- cast; fair at night and in the morning	71.0	65.0	92.1	60.0	0.00
1	9	1	10	61.7	65.7	0.0	0.9						
1	15	1	16	62.9	65.5	0.0	1.0	}	72.2	64.2	100.8	61.5	0.02
1	21	1	22	64.5	66.2	0.0	1.0						
2	3	2	4	—	—	0.0	—	}	72.2	64.2	100.8	61.5	0.02
2	9	2	10	—	—	0.0	—						
2	15	2	16	—	—	0.1	—	}	72.6	63.3	108.2	61.7	0.03
2	21	2	22	—	—	0.1	—						
3	3	3	4	66.0	69.7	0.4	0.8	} Cloudy; fair during the day; overcast; misty at night	72.6	63.3	108.2	61.7	0.03
3	9	3	10	64.9	65.9	1.2	1.0						
Sunday.													
4	15	4	16	63.6	65.0	0.0	1.0	} Almost calm; overcast; fair at night; misty in the morning	70.7	64.3	92.8	62.4	0.05
4	21	4	22	65.7	67.3	0.0	1.0						
5	3	5	4	67.5	71.7	0.3	0.8	} Nearly overcast; fair during the day; overcast; showery at night and in the morning	73.1	65.0	106.0	61.0	0.04
5	9	5	10	64.1	66.2	0.2	0.7						
5	15	5	16	64.4	65.6	0.2	1.0						
5	21	5	22	64.8	65.9	0.5	1.0	}	69.6	63.8	83.2	57.2	0.02
6	3	6	4	64.1	68.5	0.0	0.8						
6	9	6	10	62.5	65.0	0.0	0.7	} Cloudy; fair	69.6	63.8	83.2	57.2	0.02
6	15	6	16	59.4	64.5	0.0	1.0						
6	21	6	22	63.3	66.4	0.0	0.9	}	71.1	64.4	96.5	59.0	0.01
7	3	7	4	64.3	69.2	2.0	0.8						
7	9	7	10	63.5	65.5	2.7	0.9	} Cloudy; fair during the day; overcast; fair at night; very fine in the morning	71.1	64.4	96.5	59.0	0.01
7	15	7	16	62.7	65.0	2.4	0.9						
7	21	7	22	61.9	66.5	2.3	0.7	}	73.3	64.9	111.9	60.5	0.03
8	3	8	4	62.2	70.5	0.1	0.5						
8	9	8	10	63.9	66.3	0.2	1.0	} Fine during the day; overcast; fair at night and in the morning	73.3	64.9	111.9	60.5	0.03
8	15	8	16	63.5	65.2	0.4	1.0						
8	21	8	22	65.3	67.4	0.6	1.0	}	73.2	64.7	104.8	64.3	0.13
9	3	9	4	66.4	70.0	0.2	0.9						
9	9	9	10	65.5	66.5	2.3	1.0	} Nearly overcast; fair during the day; overcast; showery at night; misty; dull in the morning	73.2	64.7	104.8	64.3	0.13
9	15	9	16	65.6	66.0	2.3	1.0						
9	21	9	22	65.2	66.0	2.4	1.0	}	70.5	63.9	97.2	59.5	0.01
10	3	10	4	65.5	67.2	2.3	0.9						
10	9	10	10	64.8	65.9	2.8	0.9	} Cloudy; fair during the day; nearly overcast; dull at night	70.5	63.9	97.2	59.5	0.01
Sunday.													
11	15	11	16	Rain.	62.8	2.3	1.0	} Overcast; showery	70.7	60.7	99.3	58.8	0.16
11	21	11	22	62.6	63.4	2.6	1.0						
12	3	12	4	63.6	67.5	2.2	1.0	} Nearly overcast; fair during the day; dark at night; foggy and showery in the morning	69.0	61.5	90.8	59.4	0.02
12	9	12	10	61.7	64.0	2.1	0.9						
12	15	12	16	60.7	63.5	2.5	1.0						
12	21	12	22	62.0	65.2	2.6	0.9	}	68.8	61.3	95.2	—	0.09
13	3	13	4	62.0	68.1	2.2	0.7						
13	9	13	10	Rain.	63.1	2.3	1.0	} Fine during the early part of the day; overcast and showery during the re- mainder and at night; fair in the morning	68.8	61.3	95.2	—	0.09
13	15	13	16	61.0	62.5	1.4	1.0						
13	21	13	22	59.5	64.4	2.4	1.0	}	69.6	61.9	96.8	60.3	0.18
14	3	14	4	63.8	68.6	2.7	0.9						
14	9	14	10	63.0	64.5	2.3	1.0	} Overcast; fair; occasional showers	69.6	61.9	96.8	60.3	0.18
14	15	14	16	60.2	62.5	1.8	1.0						
14	21	14	22	63.0	64.5	0.4	0.9	}	69.3	62.0	94.2	60.0	0.01
15	3	15	4	63.8	67.4	2.3	0.9						
15	9	15	10	64.6	65.0	1.5	1.0	} Overcast; fair; light rain early in the morning	69.3	62.0	94.2	60.0	0.01
15	15	15	16	63.2	64.3	1.5	1.0						
15	21	15	22	60.7	65.0	2.0	1.0						

Mean Solar Time, Astronomical Reckoning.		Dew Point.	Standard Therm.	Wind.		Extent of Cloudy Sky.	Weather and Phenomena.	TEMPERATURE.				Rain.	
St. Helena.	Göttingen.			Direction.	Force.			Max. Therm.	Min. Therm.	Solar Rad.	Terres. Rad.		
APRIL.													
D.	H.	D.	H.	°	°	lbs.		°	°	°	°	In.	
16	3	16	4	63°0	66°9	E.S.E. 2.2	1.0						
16	9	16	10	62°0	64°6	S.E. 0.0	0.9	} Fair; overcast during the day; cloudy at night; nearly overcast in the morning	69.2	62.3	92.0	55.5	0.01
16	15	16	16	61°4	62°9	S.E. 0.0	0.6						
16	21	16	22	62°0	65°6	S.E. by E. 0.0	0.9						
17	3	17	4	61°0	68°6	S.E. 0.4	0.9	} Cloudy; fair	70.2	62.0	100.6	53.9	0.00
17	9	17	10	60°5	64°0	S.E. by S. 0.1	0.4						
Sunday.													
18	15	18	16	60°6	63°5	S.E. by E. 0.2	0.9	} Cloudy; fair	70.1	62.3	105.6	55.0	0.00
18	21	18	22	61°2	64°6	S.E. by E. 0.2	0.7						
19	3	19	4	60°2	67°9	S.E. by S. 0.5	0.7	} Fine; a few showers early in the morning	68.2	62.7	101.8	55.7	0.02
19	9	19	10	61°1	64°0	S.E. by S. 0.2	0.3						
19	15	19	16	Rain.	63°6	S.E. by S. 0.4	0.5						
19	21	19	22	59°5	65°7	E.S.E. 0.2	0.6	} Almost calm; cloudy; fair during the day; overcast; showery at night; dull in the morning	71.4	62.0	107.5	57.3	0.12
20	3	20	4	60°6	68°8	S.E. 0.0	0.7						
20	9	20	10	61°0	65°0	S.E. 0.0	0.8						
20	15	20	16	Rain.	63°0	S.E. 0.0	1.0	} Overcast; misty and showery	69.4	61.1	98.6	60.3	0.53
20	21	20	22	63°5	64°5	S.E. 0.0	0.9						
21	3	21	4	Rain.	66°9	E.S.E. 0.3	1.0	} Almost calm; overcast; misty and showery during the day and night; fair in the morning	68.0	62.0	86.8	59.4	0.42
21	9	21	10	62°3	63°8	S.E. 0.1	0.9						
21	15	21	16	Rain.	62°5	S.E. 0.1	1.0						
21	21	21	22	Rain.	61°6	S.E. by S. 1.5	1.0	} Calm; cloudy; fair	72.1	62.0	99.8	53.8	0.00
22	3	22	4	Rain.	65°4	S.E. by E. 0.2	1.0						
22	9	22	10	Rain.	63°2	S.E. 0.1	1.0						
22	15	22	16	61°0	62°6	S.E. 0.1	1.0	} Almost calm; very fine	74.9	61.9	106.7	52.7	0.00
22	21	22	22	61°8	64°3	S.E. 0.2	0.9						
23	3	23	4	64°4	69°0	E. by N. 0.0	0.7	} Calm; overcast; fair at night; very fine in the morning	71.9	62.9	92.0	57.4	0.02
23	9	23	10	63°3	64°3	Calm. 0.0	0.7						
23	15	23	16	Rain.	63°5	Calm. 0.0	0.8						
23	21	23	22	59°3	65°2	N.E. by E. 0.0	0.8	} Calm; very fine	74.6	61.4	109.8	54.0	0.00
24	3	24	4	61°7	72°0	N.E. 0.0	0.6						
24	9	24	10	60°0	64°3	S.E. by E. 0.0	0.3	} Calm; very fine	73.9	61.8	109.0	53.8	0.00
Sunday.													
25	15	25	16	61°2	63°5	S.E. by E. 0.0	1.0						
25	21	25	22	61°0	65°7	N.N.E. 0.0	0.5	} Calm; cloudy; fair	71.2	63.0	101.2	56.0	0.00
26	3	26	4	63°2	72°5	N.E. 0.0	0.6						
26	9	26	10	60°5	63°9	E. by N. 0.0	0.3						
26	15	26	16	63°0	63°3	Calm. 0.0	0.4	} Calm; cloudy; fair	71.9	63.0	106.2	54.4	0.00
26	21	26	22	62°0	65°7	Calm. 0.0	0.2						
27	3	27	4	64°5	71°0	Calm. 0.0	0.4	} Calm; cloudy; fair	71.4	66.9	106.7	56.7	0.00
27	9	27	10	62°8	65°1	E. 0.0	0.5						
27	15	27	16	61°0	62°5	S.E. by E. 0.0	0.4						
27	21	27	22	63°3	66°0	S.S.E. 0.0	0.2	} Calm; cloudy; fair during the day and night; overcast; dull in the morning	73.0	63.5	104.1	56.5	0.00
28	3	28	4	64°5	69°7	Calm. 0.0	0.7						
28	9	28	10	62°2	64°5	Calm. 0.0	0.4						
28	15	28	16	62°1	63°6	Calm. 0.0	0.5	} Calm; cloudy; fair	71.4	66.9	106.7	56.7	0.00
28	21	28	22	63°5	65°8	Calm. 0.0	0.6						
29	3	29	4	65°0	69°4	Calm. 0.0	0.8						
29	9	29	10	63°2	64°8	Calm. 0.0	0.6	} Calm; very fine	73.9	61.8	109.0	53.8	0.00
29	15	29	16	61°8	63°7	Calm. 0.0	0.8						
29	21	29	22	61°5	65°3	Calm. 0.0	0.7						
30	3	30	4	64°8	70°7	E. by N. 0.0	0.7	} Calm; cloudy; fair during the day and night; overcast; dull in the morning	73.0	63.5	104.1	56.5	0.00
30	9	30	10	62°0	66°0	E. 0.0	0.9						
30	15	30	16	61°8	64°3	E. 0.0	0.9						
30	21	30	22	64°5	66°1	E. by N. 0.0	1.0	} Almost calm; cloudy; fair	71.2	63.0	101.2	56.0	0.00
MAY.													
1	3	1	4	63°8	68°5	E.S.E. 0.0	0.7						
1	9	1	10	62°0	64°4	Calm. 0.0	0.7	} Almost calm; cloudy; fair	71.8	62.4	104.8	54.0	0.00
Sunday.													
2	15	2	16	61°1	63°5	S.E. by E. 0.2	0.5						
2	21	2	22	60°5	65°5	E. 0.5	0.8	} Calm; cloudy; fair during the day; overcast; fair at night and in the morning	72.6	62.5	103.8	60.0	0.00
3	3	3	4	60°6	68°3	E.S.E. 0.0	0.9						
3	9	3	10	60°8	64°7	S.E. 0.0	1.0						
3	15	3	16	60°2	63°5	Calm. 0.0	1.0	} Calm; cloudy; fair	70.2	62.0	100.6	53.9	0.00
3	21	3	22	57°0	64°4	S.E. by S. 0.2	0.9						

Mean Solar Time, Astronomical Reckoning.		Dew Point.	Standard Therm.	Wind.		Extent of Cloudy Sky.	Weather and Phenomena.	TEMPERATURE.				Rain.		
St. Helena.	Göttingen.			Direction.	Force.			Max. Therm.	Min. Therm.	Solar. Rad.	Terres. Rad.			
MAY.		°	°		lbs.			°	°	°	°	In.		
D.	H.	D.	H.											
4	3	4	4	53.5	67.6	S.E. by E.	0.0	0.6	} Calm; cloudy; fair - - -	69.4	62.8	101.9	52.6	0.00
4	9	4	10	56.8	64.6	Calm.	0.0	1.0						
4	15	4	16	57.8	63.7	Calm.	0.0	0.7						
4	21	4	22	55.5	65.7	S.E.	0.0	1.0						
5	3	5	4	57.8	67.5	S.E.	0.0	1.0	} Almost calm; nearly overcast; fair light showers early in the morning - }	69.6	61.5	93.2	49.5	0.01
5	9	5	10	59.5	64.0	S.E.	0.0	0.9						
5	15	5	16	54.5	62.3	Calm.	0.0	0.7						
5	21	5	22	59.5	64.7	S.E.	0.0	0.9						
6	3	6	4	60.7	67.4	S.E. by S.	0.1	0.6	} Almost calm; cloudy; fair - - -	69.4	61.0	96.3	51.1	0.00
6	9	6	10	59.8	63.4	S.E. by S.	0.3	0.4						
6	15	6	16	57.5	61.6	S.E.	0.2	0.5						
6	21	6	22	58.7	61.5	S.E.	0.1	0.3						
7	3	7	4	59.5	68.6	S.E. by E.	0.0	0.7	} Almost calm; cloudy; fair - - -	69.9	62.0	104.5	56.2	0.01
7	9	7	10	60.7	63.7	Calm.	0.0	0.7						
7	15	7	16	60.6	63.0	Calm.	0.0	0.9						
7	21	7	22	59.8	64.3	S.E.	0.0	0.6						
8	3	8	4	57.5	67.3	S.E.	0.2	0.3	} Almost calm; very fine - - -	69.8	60.7	99.5	54.4	0.00
8	9	8	10	59.0	62.5	Calm.	0.0	0.1						
Sunday.														
9	15	9	16	58.5	60.9	Calm.	0.0	0.9						
9	21	9	22	59.5	63.5	Calm.	0.0	0.9						
10	3	10	4	59.5	66.3	Calm.	0.0	0.8						
10	9	10	10	59.5	61.5	Calm.	0.0	0.2						
10	15	10	16	60.0	62.1	Calm.	0.0	0.8	} Calm; cloudy; fair - - -	67.8	60.3	86.6	51.0	0.00
10	21	10	22	59.7	63.9	Calm.	0.0	0.7						
11	3	11	4	64.4	68.5	N.E. by N.	0.0	0.8						
11	9	11	10	59.2	62.5	E. by S.	0.0	0.4						
11	15	11	16	61.0	63.0	E. by N.	0.0	0.8	} Calm; cloudy; fair - - -	70.8	61.2	101.0	52.9	0.00
11	21	11	22	62.7	64.8	N.E.	0.0	0.9						
12	3	12	4	61.2	69.4	E.	0.0	0.6						
12	9	12	10	59.6	64.0	E.S.E.	0.0	0.8						
12	15	12	16	60.0	63.4	E.N.E.	0.0	0.8	} Calm; fine during the day; cloudy, fair at night; very fine in the morning - }	73.0	61.7	109.1	52.0	0.00
12	21	12	22	57.8	65.3	N.E. by E.	0.0	0.3						
13	3	13	4	59.5	69.8	E. by N.	0.0	0.3						
13	9	13	10	Rain.	64.8	S.E. by E.	0.0	0.6						
13	15	13	16	Rain.	63.0	E.S.E.	0.0	1.0	} Calm; very fine during the day; over- cast, mist and rain at night; dull; fair in the morning - - - }	72.6	61.9	107.8	58.8	0.15
13	21	13	22	60.1	63.7	E. by S.	0.0	1.0						
14	3	14	4	59.5	66.0	S.E. by E.	0.1	0.6						
14	9	14	10	61.5	63.7	S.E. by E.	0.0	0.8						
14	15	14	16	Rain.	62.8	S.E. by E.	0.0	0.6	} Cloudy; fine during the day; dark and occasionally very fine at night; over- cast; fair in the morning - - - }	68.0	62.0	95.0	54.0	0.00
14	21	14	22	56.4	63.2	E.S.E.	0.8	1.0						
15	3	15	4	58.0	66.1 ^a	E.S.E.	0.2	1.0						
15	9	15	10	61.0	63.8	E. by S.	0.1	1.0						
Sunday.									} Overcast; fair - - -	71.1	62.0	87.9	56.1	0.00
16	15	16	16	59.5	62.6	E.	1.5	0.6						
16	21	16	22	61.5	65.2	E. by N.	1.5	0.5						
17	3	17	4	60.5	69.4	N.E. by N.	0.0	0.6						
17	9	17	10	58.5	64.3	N.E.	0.0	0.9	} Calm; cloudy; fair - - -	71.8	62.8	101.2	55.8	0.00
17	15	17	16	59.0	63.3	Calm.	0.0	1.0						
17	21	17	22	61.2	65.0	E. by S.	0.0	1.0						
18	3	18	4	59.5	70.5	N.N.E.	0.0	0.5						
18	9	18	10	60.7	63.5	Calm.	0.0	0.1	} Calm; very fine during the day and night; cloudy, fair in the morning - }	72.9	60.3	103.8	52.9	0.00
18	15	18	16	60.5	62.7	Calm.	0.0	0.1						
18	21	18	22	62.5	63.7	Calm.	0.0	0.6						
19	3	19	4	61.4	69.4	N.N.E.	0.0	0.8						
19	9	19	10	61.5	65.0	Calm.	0.0	1.0	} Calm; cloudy; fair - - -	72.4	59.8	104.9	51.2	0.00
19	15	19	16	60.5	61.9	Calm.	0.0	0.2						
19	21	19	22	62.5	64.1	E. by S.	0.0	0.7						
20	3	20	4	62.5	67.0	E. by S.	0.0	0.9						
20	9	20	10	57.2	60.4	Calm.	0.0	0.2	} Calm; cloudy; fair during the day; very fine at night; overcast, light rain early in the morning - - - }	69.5	58.4	95.8	47.4	0.00
20	15	20	16	60.0	61.3	N. by W.	0.0	0.4						
20	21	20	22	60.5	63.6	Calm.	0.0	1.0						

^a Three minutes and a half late.

Mean Solar Time, Astronomical Reckoning.		Dew Point.	Standard Therm.	Wind.		Extent of Cloudy Sky.	Weather and Phenomena.	TEMPERATURE.				Rain.		
St. Helena.	Göttingen.			Direction.	Force.			Max. Therm.	Min. Therm.	Solar Rad.	Terres. Rad.			
MAY.														
D.	H.	D.	H.	°	°			°	°	°	°	In.		
21	3	21	4	59.2	67.0	S.E. by E.	0.0	0.5	} Calm; fine during the day; overcast; fair at night; fine in the morning - }	68.8	61.3	101.5	54.0	0.00
21	9	21	10	61.0	63.7	E.	0.0	0.8						
21	15	21	16	61.0	63.0	E.	0.0	1.0						
21	21	21	22	60.2	65.1	E. by S.	0.0	0.5						
22	3	22	4	62.6	65.8	S.E. by E.	0.2	0.9	} Nearly overcast; fair - - - }	69.4	61.0	95.5	53.8	0.31
22	9	22	10	60.1	62.4	E.S.E.	0.8	1.0						
Sunday.														
23	15	23	16	Rain.	63.2	E.S.E.	0.1	1.0	} Overcast; misty and showery - - }	67.4	61.0	88.5	59.6	0.26
23	21	23	22	61.8	63.0	E. by S.	2.6	1.0						
24	3	24	4	61.0	66.1	E.S.E.	2.8	0.7	} Cloudy; fair during the day; overcast; fair at night; mist and rain early in the morning - - - }	70.9	61.0	—	55.0	0.03
24	9	24	10	61.5	63.0	E.S.E.	2.8	0.9						
24	15	24	16	60.7	62.4	E. by S.	2.5	1.0						
24	21	24	22	61.7	63.6	E. by S.	2.8	0.9						
25	3	25	4	62.3	67.1	E. by N.	0.0	0.9	} Almost calm; nearly overcast; fair - }	70.4	61.5	94.3	54.4	0.01
25	9	25	10	61.1	63.0	E. by S.	0.0	0.9						
25	15	25	16	60.0	61.9	E. by S.	0.3	0.8						
25	21	25	22	61.0	64.1	E. by S.	0.2	0.7						
26	3	26	4	62.6	67.8	E. by S.	0.0	0.7	} Calm; cloudy; fine during the day and night; very fine in the morning - }	69.3	61.7	102.7	56.4	0.00
26	9	26	10	61.5	63.5	Calm.	0.0	0.6						
26	15	26	16	60.6	62.4	Calm.	0.0	0.8						
26	21	26	22	61.1	64.1	Calm.	0.0	0.2	} Very fine during the day; cloudy; fair at night and in the morning - - }	68.0	61.1	95.0	56.4	0.00
27	3	27	4	61.9	66.0	S.S.E.	0.1	0.2						
27	9	27	10	57.7	62.3	S.E.	0.2	0.5						
27	15	27	16	58.4	61.3	S.E.	2.5	0.6						
27	21	27	22	61.8	63.0	E.S.E.	3.2	1.0	} Overcast; showery during the day; fair at night and in the morning - }	63.1	59.2	72.8	55.9	0.13
28	3	28	4	59.9	61.7	S.E. by E.	3.2	1.0						
28	9	28	10	59.0	61.0	S.E. by E.	2.7	1.0						
28	15	28	16	55.5	59.4	E.S.E.	2.7	1.0						
28	21	28	22	55.8	61.1	E.S.E.	2.5	0.9	} Cloudy; fair - - - }	65.7	58.8	92.0	52.5	0.00
29	3	29	4	55.5	64.5	E.S.E.	1.4	0.8						
29	9	29	10	55.0	61.2	S.E. by E.	2.4	0.9						
Sunday.														
30	15	30	16	53.5	60.6	E.S.E.	0.1	1.0	} Overcast; fair at night; misty and dull in the morning - - - }	65.6	59.0	84.2	55.7	0.02
30	21	30	22	59.6	62.2	E.S.E.	0.6	1.0						
31	3	31	4	60.3	62.9	E.S.E.	2.2	1.0	} Overcast; fair; a few showers during the day and night; occasional fogs - }	65.5	59.5	85.5	57.5	0.15
31	9	31	10	59.5	61.6	E. by S.	2.2	1.0						
31	15	31	16	59.4	60.8	E.S.E.	2.0	1.0						
31	21	31	22	60.2	61.6	E.	2.3	1.0						
JUNE.														
1	3	1	4	62.0	66.6	E.	2.2	0.7	} Cloudy; fair during the day; a little mist and rain at night; cloudy; fair in the morning - - - }	68.4	60.0	97.6	—	0.10
1	9	1	10	61.0	62.5	E.S.E.	2.2	0.8						
1	15	1	16	60.2	61.2	E.S.E.	1.8	1.0						
1	21	1	22	59.3	62.3	E.S.E.	2.2	0.9	} Calm; cloudy; fair during the day; showery at night; nearly overcast; fair in the morning - - - }	70.8	60.5	99.0	57.5	0.11
2	3	2	4	59.3	66.0	E.	0.0	0.8						
2	9	2	10	60.7	62.7	E.S.E.	0.0	0.9						
2	15	2	16	Rain.	61.8	E.S.E.	0.0	1.0						
2	21	2	22	59.0	62.6	E.S.E.	0.0	1.0	} Nearly overcast; fair during the day; overcast; occasional showers at night and in the morning - - - }	65.9	59.7	87.0	55.6	0.06
3	3	3	4	60.2	64.8	E. by N.	0.3	0.9						
3	9	3	10	60.0	61.6	E. by S.	1.8	1.0						
3	15	3	16	60.2	61.6	E. by S.	2.2	0.8						
3	21	3	22	59.7	61.9	E.	2.4	1.0	} Cloudy; fair during the day; dark at night; misty and showery in the morning - - - }	65.6	59.0	89.0	57.2	0.26
4	3	4	4	60.5	63.9	S.E. by E.	2.5	0.8						
4	9	4	10	60.6	62.2	S.E. by E.	2.4	1.0						
4	15	4	16	59.4	61.0	E.S.E.	2.7	1.0						
4	21	4	22	59.9	60.2	S.E. by E.	3.0	1.0	} Cloudy; fair - - - }	64.6	58.4	83.6	55.8	0.17
5	3	5	4	58.4	63.1	E.S.E.	2.1	0.9						
5	9	5	10	58.5	60.6	E.S.E.	2.2	0.7						
Sunday.														
6	15	6	16	59.3	59.8	S.E.	0.7	1.0	} Overcast; misty and showery - - }	63.1	59.0	77.7	56.4	0.32
6	21	6	22	59.9	60.9	S.E. by S.	1.0	1.0						
7	3	7	4	60.1	62.4	S.E.	2.6	1.0	} Overcast; fair during the day; showery at night and in the morning - - }	63.8	58.2	80.8	53.8	0.11
7	9	7	10	59.2	59.5	S.E.	2.5	1.0						
7	15	7	16	57.5	59.0	S.E. by E.	2.3	0.9						
7	21	7	22	58.0	59.7	S.E.	1.5	1.0						

Mean Solar Time, Astronomical Reckoning.		Dew Point.	Standard Therm.	Wind.		Extent of Cloudy Sky.	Weather and Phenomena.	TEMPERATURE.				Rain.	
St. Helena.	Göttingen.			Direction.	Force.			Max. Therm.	Min. Therm.	Solar Rad.	Terres. Rad.		
JUNE.													
D.	H.	D.	H.	°	°	lbs.		°	°	°	°	In.	
8	3	8	4	58.5	63.9	E.S.E. 1.4	0.9						
8	9	8	10	58.0	59.6	E.S.E. 1.1	0.9	} Cloudy; fair; a few showers in the evening and at night - - }	65.4	58.0	88.3	50.6	0.25
8	15	8	16	57.0	58.8	E. by N. 0.0	0.8						
8	21	8	22	58.0	60.8	E.S.E. 0.0	0.9						
9	3	9	4	60.2	64.8	N.E. by E. 2.3	0.9	} Calm; nearly overcast; fair during the day; showery at night and in the morning - - }	67.4	58.5	89.8	52.5	0.63
9	9	9	10	58.6	60.3	E. by S. 0.1	0.8						
9	15	9	16	58.5	59.5	S.E. by S. 0.1	0.7						
9	21	9	22	60.0	61.1	N.E. by E. 0.2	1.0	} Calm; nearly overcast; fair during the day; very fine at night and in the morning - - }	60.6	56.2	82.1	47.2	0.30
10	3	10	4	Rain.	62.8	Calm.	0.0						
10	9	10	10	55.1	57.5	Calm.	0.0						
10	15	10	16	56.1	56.7	Calm.	0.0	} Calm; fair during the day; overcast; windy and showery at night and in the morning - - }	67.2	59.8	85.7	58.5	0.59
10	21	10	22	59.0	60.3	Calm.	0.0						
11	3	11	4	60.5	64.5	Calm.	0.0						
11	9	11	10	Rain.	61.2	S.E. 2.9	1.0	} Overcast; fair - - - }	63.6	57.8	80.6	56.8	0.03
11	15	11	16	59.4	60.4	S.E. 2.6	1.0						
11	21	11	22	59.6	61.0	S.E. 2.4	1.0						
12	3	12	4	60.5 ^a	62.5 ^a	S.E. 2.6	1.0	} Overcast; rain at night; mist and rain in the morning - - }	64.2	57.0	87.5	54.5	0.42
12	9	12	10	58.8	60.5	S.E. 2.0	1.0						
Sunday.													
13	15	13	16	Rain.	58.1	S.E. by S. 1.2	1.0	} Overcast; showery during the day and night; dull in the morning - - }	60.9	57.3	69.0	55.8	0.68
13	21	13	22	58.7	59.2	S.E. 2.1	1.0						
14	3	14	4	Rain.	59.6	S.E. 1.9	1.0						
14	9	14	10	58.3	59.2	S.E. by E. 2.0	1.0	} Overcast; showery during the day and night; misty; dull in the morning - }	61.1	57.4	73.0	53.8	0.29
14	15	14	16	Rain.	58.2	S.E. 1.8	1.0						
14	21	14	22	58.0	59.6	S.E. 2.1	1.0						
15	3	15	4	56.5	59.9	S.E. 1.7	1.0	} Overcast; misty and showery during the day and night; nearly overcast; fair in the morning - - }	61.8	57.5	70.4	55.4	0.50
15	9	15	10	56.7	58.2	S.E. 1.6	1.0						
15	15	15	16	57.5	58.3	S.E. by E. 1.5	1.0						
15	21	15	22	57.0	59.4	S.E. by E. 1.6	0.9	} Cloudy; fair during the day; overcast; a few showers at night; fair in the morning - - }	64.0	56.7	89.0	54.5	0.06
16	3	16	4	58.2	60.6	S.E. by E. 1.0	1.0						
16	9	16	10	57.0	58.6	S.E. 1.4	1.0						
16	15	16	16	Rain.	58.1	S.E. by E. 1.0	1.0	} Nearly overcast; a few showers during the day; dark at night; cloudy; fair in the morning - - }	60.7	56.5	74.5	51.2	0.09
16	21	16	22	58.2	59.5	S.E. 1.5	0.8						
17	3	17	4	56.8	62.7	E.S.E. 1.0	0.7						
17	9	17	10	53.0	59.0	E.S.E. 1.0	1.0	} Overcast; showery during the day; } dull at night - - }	62.4	57.7	77.3	54.1	0.23
17	15	17	16	Rain.	57.7	S.E. by E. 1.0	1.0						
17	21	17	22	54.9	58.3	S.E. 1.4	1.0						
18	3	18	4	57.4	59.4	S.E. 1.3	1.0	} Overcast; mist and rain - - }	64.9	58.3	89.8	54.6	0.17
18	9	18	10	57.6	57.4	E.S.E. 1.2	1.0						
18	15	18	16	54.2	57.3	S.E. 1.0	0.8						
18	21	18	22	57.8	58.7	S.E. 1.4	0.9	} Overcast; misty and showery } evening and morning - - }	63.0	55.7	79.5	52.5	0.24
19	3	19	4	58.9	60.4	S.E. 1.1	1.0						
19	9	19	10	57.0	58.2	S.E. 1.8	1.0						
Sunday.								} Overcast; misty and showery - - }	61.0	58.0	67.3	57.0	1.45
20	15	20	16	Rain.	59.3	S.E. 0.8	1.0						
20	21	20	22	Rain.	59.8	E. by S. 1.4	1.0						
21	3	21	4	Rain.	60.8	E. by S. 1.9	1.0	} Overcast; misty and showery - - }	61.0	58.0	67.3	57.0	1.45
21	9	21	10	Rain.	59.7	E. by S. 1.8	1.0						
21	15	21	16	Rain.	59.2	S.E. by E. 2.2	1.0						
21	21	21	22	59.4	60.0	S.E. by E. 2.4	1.0	} Overcast; misty and showery in the evening and morning - - }	63.0	55.7	79.5	52.5	0.24
22	3	22	4	59.9	61.2	E. by S. 1.8	1.0						
22	9	22	10	58.0	58.8	S.E. by E. 1.6	1.0						
22	15	22	16	56.3	57.8	S.E. by E. 1.5	0.8	} Cloudy; fair during the day; overcast; fair at night; showery in the morning - - }	61.8	55.1	80.3	53.1	0.25
22	21	22	22	53.4	57.6	S.E. by E. 2.0	0.7						
23	3	23	4	57.6	60.9	S.E. by E. 2.0	0.8						
23	9	23	10	Rain.	58.1	E.S.E. 1.2	1.0	} Nearly overcast; showery during the day; overcast; showery at night and in the morning - - }	60.6	56.0	77.0	52.1	0.30
23	15	23	16	55.7	57.4	S.E. by E. 2.0	1.0						
23	21	23	22	Rain.	57.0	S.S.W. 3.0	1.0						
24	3	24	4	Rain.	59.4	S.E. 2.2	0.9	} Overcast; showery during the day; overcast; showery at night and in the morning - - }	60.8	56.3	75.2	51.5	0.21
24	9	24	10	57.7	57.8	S.E. 1.9	0.9						
24	15	24	16	55.2	56.5	E.S.E. 2.2	0.9						
24	21	24	22	56.5	57.6	S.E. by E. 1.8	1.0	} Cloudy; fair during the day and part of the night; overcast; showery during the remainder; dull in the morning - }	60.8	56.3	75.2	51.5	0.21
25	3	25	4	57.4	60.0	S.E. by E. 1.8	0.9						
25	9	25	10	56.4	58.2	S.E. 0.8	0.7						
25	15	25	16	Rain.	57.4	S.E. 0.6	1.0	}	60.8	56.3	75.2	51.5	0.21
25	21	25	22	57.3	58.4	S.E. 1.4	1.0						

^a Four minutes late.

Mean Solar Time, Astronomical Reckoning.		Dew Point.	Standard Therm.	Wind.		Extent of Cloudy Sky.	Weather and Phenomena.	TEMPERATURE.				Rain.		
St. Helena.	Göttingen.			Direction.	Force.			Max. Therm.	Min. Therm.	Solar Rad.	Terres. Rad.			
JUNE.														
D.	H.	°	°		lbs.			°	°	°	°	In.		
26	3	26	4	Rain.	59.8	S.E.	1.5	1.0						
26	9	26	10	57.9	58.9	S.E. by S.	1.5	1.0	} Overcast; fair - - - -	61.4	56.5	74.0	52.8	0.42
Sunday.														
27	15	27	16	56.7	57.7	Calm.	0.0	0.8	} Calm; cloudy; fair - - - -	63.0	56.4	89.2	50.3	0.04
27	21	27	22	58.9	59.6	Calm.	0.0	0.7						
28	3	28	4	60.1	62.2	Calm.	0.0	0.9						
28	9	28	10	57.2	58.5	Calm.	0.0	0.7	} Calm; nearly overcast; fair; a little	63.2	56.9	86.0	49.9	0.07
28	15	28	16	Rain.	58.3	Calm.	0.0	0.8	rain and mist during the day; heavy					
28	21	28	22	58.9	59.3	Calm.	0.0	1.0	rain at night and in the morning					
29	3	29	4	60.2	61.8	Calm.	0.0	1.0						
29	9	29	10	Rain.	59.7	Calm.	0.0	1.0	} Calm; overcast; fair; mist and rain in	63.1	58.4	72.6	53.6	0.16
29	15	29	16	58.4	58.9	Calm.	0.0	0.9	the evening - - - -					
29	21	29	22	58.9	59.1	S.E. by S.	0.2	0.9						
30	3	30	4	59.8	62.4	S.S.E.	0.9	0.7						
30	9	30	10	58.5	59.7	S.E. by S.	0.8	0.9	} Cloudy; fair during the day and night;	63.2	58.5	87.6	51.2	0.00
30	15	30	16	58.4	59.3	S.S.E.	1.0	1.0	overcast; dull in the morning - -					
30	21	30	22	59.7	60.6	S.E.	2.2	0.9						
JULY.														
1	3	1	4	58.9	60.6	S.E.	1.5	1.0						
1	9	1	10	59.0	59.7	S.E.	2.5	1.0	} Fair; overcast during the day and night;	62.9	58.6	79.0	52.4	0.01
1	15	1	16	58.0	59.1	E.S.E.	2.3	0.9	nearly overcast in the morning -					
1	21	1	22	55.8	60.4	E.S.E.	2.3	0.9						
2	3	2	4	58.2	62.3	E.S.E.	1.7	0.8						
2	9	2	10	58.5	59.5	E. by S.	2.0	0.9	} Cloudy; fair - - - -	64.0	57.0	88.0	47.0	0.02
2	15	2	16	57.2	58.4	E. by S.	1.8	0.8						
2	21	2	22	54.4	59.2	E. by S.	2.0	0.7						
3	3	3	4	53.7	63.2	E.S.E.	0.7	0.3						
3	9	3	10	56.6	59.6	E. by S.	0.6	0.9	} Very fine during the day; overcast at	64.7	57.9	93.0	51.5	0.00
Sunday.									night - - - -					
4	15	4	16	56.5	57.7	Calm.	0.0	0.5	} Calm; cloudy; fair - - - -	64.0	56.9	94.5	46.4	0.00
4	21	4	22	57.5	59.5	Calm.	0.0	0.8						
5	3	5	4	60.0	62.7	Calm.	0.0	0.9						
5	9	5	10	55.2	57.3	Calm.	0.0	0.4	} Calm; cloudy and fair during the day;	63.8	56.2	90.5	46.1	0.00
5	15	5	16	57.7	58.2	Calm.	0.0	0.7	very fine and clear at night; cloudy					
5	21	5	22	59.3	60.1	Calm.	0.0	0.7	and fair in the morning - -					
6	3	6	4	56.6	61.7	Calm.	0.0	1.0						
6	9	6	10	58.3	59.3	Calm.	0.0	0.6	} Calm; nearly overcast, but fair during	66.9	55.5	97.4	45.7	0.00
6	15	6	16	53.1	56.3	Calm.	0.0	0.0	the day; very fine at night; nearly					
6	21	6	22	55.5	59.4	Calm.	0.0	0.6	overcast; fair in the morning - -					
7	3	7	4	52.6	62.2	Calm.	0.0	0.5						
7	9	7	10	57.0	58.4	Calm.	0.0	0.1	} Calm; very fine during the day and	64.2	56.8	96.3	47.9	0.00
7	15	7	16	56.5	58.2	Calm.	0.0	0.4	night; mist and rain in the morning -					
7	21	7	22	Rain.	58.4	Calm.	0.0	0.8						
8	3	8	4	58.4	60.7	S.E.	0.9	0.9						
8	9	8	10	Rain.	58.3	S.E.	1.0	1.0	} Nearly overcast and showery during the	62.6	57.2	77.8	53.9	0.34
8	15	8	16	56.7	58.1	S.E. by E.	1.0	1.0	day; heavy rain at night; cloudy and					
8	21	8	22	55.4	58.6	E.S.E.	1.2	0.9	showery in the morning - -					
9	3	9	4	54.3	60.7	S.E. by E.	0.6	1.0						
9	9	9	10	57.7	59.0	E. by S.	0.4	1.0	} Overcast; dull; fair during the day and	61.7	56.5	79.9	52.1	0.04
9	15	9	16	54.5	58.1	E.S.E.	0.8	1.0	night; showery in the morning -					
9	21	9	22	57.0	58.0	E.S.E.	2.2	1.0						
10	3	10	4	55.4	61.7	E. by S.	1.3	1.0						
10	9	10	10	56.8	59.2	E. by S.	1.9	1.0	} Overcast; dull and fair - - - -	62.6	57.3	87.1	53.2	0.00
Sunday.														
11	15	11	16	54.0	57.5	E. by S.	2.1	0.8	} Cloudy; fair - - - -	63.5	57.1	89.5	50.2	0.00
11	21	11	22	52.9	58.0	E. by S.	1.7	0.9						
12	3	12	4	52.2	60.5	E. by S.	2.6	0.9						
12	9	12	10	56.5	58.7	E. by S.	2.3	1.0						
12	15	12	16	57.1	58.2	E.	2.0	0.7	} Overcast; fair - - - -	61.7	57.2	84.0	50.2	0.02
12	21	12	22	51.7	59.0	E. by S.	2.2	0.9						
13	3	13	4	56.2	61.0	E. by N.	1.3	1.0						
13	9	13	10	56.8	59.3	E.	1.5	1.0						
13	15	13	16	54.6	57.8	E. by N.	0.0	1.0	} Overcast; fair - - - -	63.2	57.3	86.3	51.6	0.01
13	21	13	22	58.1	59.5	E.	0.4	1.0						

Mean Solar Time, Astronomical Reckoning.		Dew Point.	Standard Therm.	Wind.		Extent of Cloudy Sky.	Weather and Phenomena.	TEMPERATURE.				Rain.		
St. Helena.	Göttingen.			Direction.	Force.			Max. Therm.	Min. Therm.	Solar Rad.	Terres. Rad.			
JULY.		°	°		lbs.			°	°	°	°	In.		
D.	H.	D.	H.											
14	3	14	4	57.8	61.0	E.S.E.	0.2	1.0						
14	9	14	10	58.1	59.4	E. by S.	0.0	1.0	} Overcast; dull; fair during the day and night; mist and rain in the morning -	62.6	56.7	87.6	50.8	0.09
14	15	14	16	Rain.	58.3	E. by S.	0.0	0.8						
14	21	14	22	Rain.	57.8	E. by S.	0.0	0.9						
15	3	15	4	55.5	62.0	E. by S.	0.0	0.9	} Cloudy; fair during the day; overcast and dark at night; fair in the morning	63.4	57.8	91.9	51.0	0.22
15	9	15	10	58.2	59.7	E.	0.0	0.9						
15	15	15	16	55.1	58.3	E.	0.0	1.0						
15	21	15	22	56.4	59.4	E.S.E.	0.0	1.0	} Overcast; fair - - - -	63.4	57.1	90.0	50.5	0.01
16	3	16	4	56.4	61.0	E. by S.	0.0	0.9						
16	9	16	10	55.1	58.3	E. by S.	0.7	0.8						
16	15	16	16	54.6	57.8	E. by S.	2.2	1.0	} Overcast; fair during the day; showery at night - - - -	62.9	57.9	87.2	54.5	0.03
16	21	16	22	56.0	58.7	S.E.	1.4	1.0						
17	3	17	4	58.5	61.2	S.E.	1.5	1.0						
17	9	17	10	Rain.	58.7	S.E.	1.5	1.0	} Overcast; mist and rain - - - -	63.7	55.5	93.0	51.8	0.06
Sunday.		18	16	Rain.	56.0	S.E. by E.	2.5	1.0						
18	15	18	22	Rain.	57.8	S.E. by E.	2.4	1.0						
19	3	19	4	Rain.	59.7	E. by S.	2.2	1.0	} Overcast; misty and showery during the day; fair at night; misty and dull in the morning - - - -	61.4	56.0	79.0	50.4	0.41
19	9	19	10	55.7	57.4	S.E. by E.	0.0	1.0						
19	15	19	16	56.4	56.8	S.E. by E.	0.0	0.8						
19	21	19	22	Rain.	57.1	E.S.E.	1.0	0.8	} Calm; fair; showery in the evening -	64.1	56.3	84.3	54.0	0.17
20	3	20	4	58.1	61.3	E.	0.5	0.9						
20	9	20	10	56.0	57.5	E.N.E.	0.0	0.8						
20	15	20	16	56.9	57.2	E.N.E.	0.1	1.0	} Calm; overcast; fair - - - -	65.6	55.8	83.0	45.2	0.00
20	21	20	22	56.0	59.2	N.E. by N.	0.2	1.0						
21	3	21	4	55.9	63.4	N. by W.	0.2	1.0						
21	9	21	10	54.9	59.1	Calm.	0.0	1.0	} Calm; very fine during the day and night; overcast, but fair in the morning -	64.6	56.2	93.4	45.6	0.00
21	15	21	16	53.1	57.3	Calm.	0.0	0.8						
21	21	21	22	54.0	59.1	E.S.E.	0.0	1.0						
22	3	22	4	53.7	63.2	E. by S.	0.0	0.5	} Calm; nearly overcast, but fair during the day; calm, cloudless, and very fine at night; rain in the morning - -	62.2	54.8	73.5	43.8	0.11
22	9	22	10	54.5	57.4	E.	0.0	0.0						
22	15	22	16	54.5	56.9	S.E. by S.	0.2	0.1						
22	21	22	22	55.3	58.7	S.S.E.	0.4	0.4	} Overcast and showery - - - -	61.0	57.5	70.6	55.4	0.39
23	3	23	4	54.8	62.8	S.S.E.	0.0	1.0						
23	9	23	10	52.0	56.1	Calm	0.0	0.3						
23	15	23	16	54.0	56.7	Calm.	0.0	0.0	} Overcast; misty and showery - - - -	62.4	55.5	83.2	50.9	0.10
23	21	23	22	57.3	58.7	S.E.	2.7	1.0						
24	3	24	4	Rain.	59.8	S.E.	2.1	1.0						
24	9	24	10	Rain.	58.5	S.E.	2.5	1.0	} Almost calm; cloudy and fair during the day; very fine at night; mist and rain in the morning - - - -	62.2	55.8	89.0	46.1	0.44
Sunday.		25	16	58.0	57.6	E.	2.1	1.0						
25	15	25	22	Rain.	56.4	S.E. by E.	0.5	1.0						
26	3	26	4	58.0	61.1	S.E.	0.5	0.8	} Almost calm; nearly overcast; fair during the day; overcast; fair at night; showery in the morning - - - -	62.5	56.3	88.0	51.2	0.06
26	9	26	10	55.0	57.1	Calm.	0.0	0.2						
26	15	26	16	56.4	57.1	S.E. by E.	0.3	0.8						
26	21	26	22	Rain.	57.7	S.E.	0.5	1.0	} Almost calm; cloudy; fine during the day; fair at night and in the morning	61.7	55.8	91.8	47.8	0.07
27	3	27	4	58.1	60.0	S.E. by E.	0.0	0.9						
27	9	27	10	55.0	57.5	S.E.	0.8	1.0						
27	15	27	16	55.4	56.7	S.E.	0.0	1.0	} Overcast; showery during the day; fair at night and in the morning - - - -	60.0	56.0	73.9	49.7	0.10
27	21	27	22	56.0	58.1	E.S.E.	0.0	1.0						
28	3	28	4	53.1	60.7	E.S.E.	0.0	0.7						
28	9	28	10	54.0	57.0	E.S.E.	0.0	0.9	} Overcast; misty and showery - - - -	61.1	55.0	82.0	50.4	0.27
28	15	28	16	55.6	56.9	E. by S.	0.0	1.0						
28	21	28	22	56.8	57.6	S.E. by E.	0.0	0.7						
29	3	29	4	Rain.	58.7	E.S.E.	1.4	1.0	} Overcast; misty and showery - - - -	61.1	55.0	82.0	50.4	0.27
29	9	29	10	55.4	57.0	E. by S.	1.2	1.0						
29	15	29	16	55.8	56.0	E.S.E.	1.3	1.0						
29	21	29	22	53.0	57.7	E.S.E.	2.6	0.9	} Overcast; misty and showery - - - -	61.1	55.0	82.0	50.4	0.27
30	3	30	4	55.4	59.2	E.S.E.	1.3	1.0						
30	9	30	10	Rain.	56.5	E. by S.	2.2	0.9						
30	15	30	16	55.7	56.1	E. by S.	2.4	1.0	} Overcast; misty and showery - - - -	61.1	55.0	82.0	50.4	0.27
30	21	30	22	54.4	57.6	- ^a	2.5	1.0						
31	3	31	4	55.2	60.3	- ^a	2.7	1.0						
31	9	31	10	58.7	57.4	- ^a	2.5	1.0	} Overcast; misty and showery - - - -	61.1	55.0	78.6	50.3	0.04
Sunday.														

^a Instruments out of order.

ST. HELENA.

OBSERVATIONS OF THE MAGNETIC INCLINATION.

1846, 1847, 1848, and 1849.

Observations of Inclination, made on Tuesdays and Fridays.

St. Helena Time.	Needle.	Poles		Inclination.	Monthly Means.	St. Helena Time.	Needle.	Poles		Inclination.	Monthly Means.		
		Direct. α	Reversed. β					Direct. α	Reversed. β				
1846.						1846.							
D. H.	No. 1.	° ' "	° ' "	° ' "	° ' "	D. H.	No. 1.	° ' "	° ' "	° ' "	° ' "		
January.						July.							
2 00	—	—	-22 05'9	-22 01'7	-21 58'7	3 00	—	—	-21 56'6	-21 56'5	-21 59'7		
6 00	—	-21 57'8	—	22 01'8		7 00	—	-21 56'5	—	21 58'4			
9 00	—	—	21 57'4	21 57'6		10 00	—	—	22 00'4	21 58'9			
13 00	—	21 55'3	—	21 56'3		14 00	—	21 57'4	—	22 01'2			
16 00	—	—	21 58'9	21 57'1		17 00	—	—	22 05'0	22 02'0			
20 00	—	21 54'6	—	21 56'7		21 00	—	-21 59'1	—	22 01'1			
23 00	—	—	22 00'4	21 57'5		24 00	—	—	-22 03'2	-22 16'0			
27 00	—	-21 56'5	—	21 58'4									
30 00	—	—	-22 01'8	21 59'3									
				-21 58'5									
February.						September.							
3 00	—	-21 55'3	—	-21 57'0	-21 59'1	1 00	—	-22 28'8	—	-22 29'1	-22 27'6		
6 00	—	—	-21 58'7	22 00'7		4 00	—	—	-22 29'5	22 26'5			
10 00	—	22 02'8	—	22 01'0		8 00	—	22 23'6	—	22 25'1			
13 00	—	—	21 59'3	21 58'9		11 00	—	—	22 26'6	22 27'3			
17 00	—	21 58'5	—	21 59'4		15 00	—	22 28'0	—	22 27'1			
20 00	—	—	22 00'4	21 59'4		18 00	—	—	22 26'2	22 28'1			
24 00	—	-21 54'0	—	21 57'2		22 00	—	22 30'0	—	22 21'3			
27 00	—	—	-22 04'2	21 59'1	25 00	—	—	-22 32'7	22 27'9				
				-22 00'9					-22 25'7				
March.						October.							
3 00	—	-21 57'7	—	-21 58'4	-22 00'7	2 00	—	—	-22 27'7	-22 24'1	-22 30'8		
6 00	—	—	-21 59'1	-21 59'3		6 00	—	-22 20'5	—	22 27'1			
10 00	—	21 59'6	—	22 02'2		9 00	—	—	22 34'0	22 29'1			
13 00	—	—	22 04'8	22 02'1		13 00	—	22 24'3	—	22 40'4			
17 00	—	21 59'5	—	22 02'8		16 00	—	—	22 56'5	22 38'9			
20 00	—	—	22 06'2	22 00'8		20 00	—	22 21'3	—	22 31'2			
24 00	—	21 55'5	—	22 00'1		23 00	—	—	22 41'2	22 29'2			
28 00	—	—	-22 04'8	22 02'0	27 00	—	-22 17'2	—	22 25'9				
31 00	—	-21 59'3	—	-21 58'1	30 00	—	—	-22 34'7	-22 25'4				
April.						November.							
3 00	—	—	-21 57'0	-21 57'9	-21 57'9	3 00	—	-22 16'1	—	-22 23'1	-22 24'1		
7 00	—	-21 58'9	—	22 00'9		6 00	—	—	-22 30'0	22 22'7			
11 00	—	—	22 02'9	22 01'2		10 00	—	22 15'4	—	22 28'6			
14 00	—	21 59'6	—	21 58'3		13 00	—	—	22 41'8	22 23'2			
17 00	—	—	21 57'1	21 56'0		17 00	—	22 04'7	—	22 21'6			
21 00	—	21 55'0	—	21 56'4		20 00	—	—	22 38'6	22 28'6			
24 00	—	—	21 57'8	21 57'5		24 00	—	22 18'6	—	22 27'1			
28 00	—	-21 57'3	—	21 56'5	27 00	—	—	-22 35'6	22 25'8				
May 1 00	—	—	-21 55'8	-21 57'5	Dec. 1 00	—	-22 16'0	—	-22 24'7				
May.						December.							
5 00	—	-22 00'3	—	-21 58'9	-21 59'1	4 00	—	—	-22 33'5	-22 23'5	-22 26'3		
8 00	—	—	-21 57'5	21 57'2		8 00	—	-22 13'5	—	22 23'1			
12 00	—	21 57'0	—	21 58'7		11 00	—	—	22 32'7	22 22'3			
15 00	—	—	22 00'4	21 58'9		15 00	—	22 12'0	—	22 22'8			
19 00	—	21 57'4	—	21 59'0		18 00	—	—	22 33'6	22 19'0			
22 00	—	—	22 00'7	21 58'7		22 00	—	22 04'4	—	22 21'1			
26 00	—	-21 56'8	—	21 58'0		25 00	—	—	22 37'8	22 32'7			
29 00	—	—	-21 59'3	-21 57'2	29 00	—	-22 27'7	—	22 34'7				
June.						1847.							
2 00	—	-21 55'1	—	-21 57'2	-21 58'7	Jan. 1 00	—	—	-22 41'7	-22 40'8	-22 34'6		
5 00	—	—	-21 59'4	21 59'7		January.							
9 00	—	22 00'0	—	22 01'6		5 00	—	-22 40'0	—	-22 34'7			
12 00	—	—	22 03'2	21 58'9		8 00	—	—	-22 29'4	22 32'4			
16 00	—	21 54'7	—	21 57'3		12 00	—	-22 35'4	—	22 34'4			
19 00	—	—	22 00'0	21 59'4		15 00	—	—	-22 33'5	-22 34'3			
23 00	—	21 58'9	—	21 58'7		February.							
26 00	—	—	-21 58'5	21 58'6	9 00	—	-22 35'2	—	-22 43'0				
30 00	—	-21 58'7	—	-21 57'6	12 00	—	—	-22 50'9	22 42'8				
					16 00	—	22 34'8	—	22 40'8				
					19 00	—	—	22 46'9	22 46'0				
					23 00	—	-22 45'2	—	22 47'3				
					26 00	—	—	-22 49'4	-22 42'6				

Observations of Inclination, made on Tuesdays and Fridays.

St. Helena Time.	Needle.	Poles Direct.	Poles Reversed.	Inclination.	Monthly Means.	St. Helena Time.	Needle.	Poles Direct.	Poles Reversed.	Inclination.	Monthly Means.
		α	β					α	β		
1847.						1847.					
		° ' "	° ' "	° ' "	° ' "			° ' "	° ' "	° ' "	° ' "
March.	No. 1.					June.	No. 1.				
2 00	—	22 35.9	—	22 43.4	-22 43.4	4 00	—	22 45.0	—	22 45.0	-22 42.8
5 00	—	—	22 51.0	22 48.5		8 00	—	22 45.0	—	22 43.9	
9 00	—	22 46.1	—	22 42.0		11 00	—	—	22 42.9	22 42.6	
12 00	—	—	22 38.0	22 38.5		15 00	—	22 42.4	—	22 42.0	
16 00	—	22 39.1	—	22 43.9		18 00	—	—	22 41.7	22 41.4	
19 00	—	—	22 48.7	22 45.7		22 00	—	22 41.2	—	22 41.0	
23 00	—	22 42.8	—	22 43.3		25 00	—	—	22 40.9	22 42.0	
26 00	—	—	22 43.8	22 44.3		29 00	—	22 43.1	—	22 40.6	
30 00	—	22 44.9	—	22 42.1							
April.						-22 42.6	July.				
3 00	—	—	22 39.3	22 40.4	2 00		—	—	22 38.2	22 41.2	
6 00	—	22 41.6	—	22 41.0	6 00		—	22 44.2	—	22 42.3	
9 00	—	—	22 40.4	22 40.7	9 00		—	—	22 40.5	22 46.3	
13 00	—	22 41.0	—	22 40.3	13 00		—	22 52.1	—	22 48.1	
16 00	—	—	22 39.6	22 45.2	16 00		—	—	22 45.2	22 46.1	
20 00	—	22 50.8	—	22 46.4	20 00		—	22 47.8	—	22 48.2	
23 00	—	—	22 42.1	22 44.3	23 00		—	—	22 48.7	22 50.0	
27 00	—	22 46.6	—	22 44.4	27 00	—	22 51.3	—	22 47.6		
30 00	—	—	22 42.2	22 43.9	30 00	—	—	22 44.0	22 47.1		
May.					-22 44.4	August.					-22 45.7
4 00	—	22 45.6	—	22 45.7		3 00	—	22 50.2	—	22 47.2	
7 00	—	—	22 45.8	22 43.6		6 00	—	—	22 44.2	22 43.6	
11 00	—	22 41.4	—	22 45.1		10 00	—	22 43.1	—	22 41.9	
14 00	—	—	22 48.8	22 45.4		13 00	—	—	22 40.8	22 45.6	
18 00	—	22 42.1	—	22 41.4		17 00	—	22 50.4	—	22 48.9	
21 00	—	—	22 39.8	22 42.8		20 00	—	—	22 47.4	22 44.2	
25 00	—	22 45.8	—	22 43.0		24 00	—	22 41.1	—	22 42.3	
28 00	—	—	22 40.2	22 43.0	27 00	—	—	22 43.5	22 46.9		
June 1 00	—	22 49.7	—	22 44.9	31 00	—	22 50.3	—	22 48.2		
				22 47.3					22 46.2		
						Sept. 3 00	—	—	—		

Observations of Inclination in different Azimuths with Needle 1 (6 Inches).

St. Helena Time.	Azimuth.	Poles Direct.	Poles Reversed.	Inclination.	Means.
FEBRUARY 1847.					
D.	D.	° ' "	° ' "	° ' "	° ' "
8 and 9	30 West	25 37.1	—	25 43.4	-22 40.7
11 and 12	30 West.	—	25 49.8	—	
15 and 16	60 East.	39 52.2	—	40 01.4	-22 37.2
16 and 17	60 East.	—	40 10.6	—	
8 and 9	60 West.	39 50.3	—	39 47.0	-22 33.6
11 and 12	60 West.	—	39 43.8	—	
15 and 16	30 East.	25 32.3	—	25 36.7	
16 and 17	30 East.	—	25 41.2	—	
APRIL 1847.					
14	30 East.	25 48.8	—	25 48.9	-22 43.4
15	30 East.	—	25 49.0	—	
14	60 West.	39 56.1	—	39 55.3	-22 42.7
15	60 West.	—	39 54.6	—	
14	30 West.	25 41.6	—	25 45.8	-22 42.0
15	30 West.	—	25 50.0	—	
14	60 East.	39 58.1	—	39 59.4	
15	60 East.	—	40 00.8	—	

Observations of Inclination in different Azimuths in September, November, and December, 1847.

St. Helena Time.	Azimuth.	Poles Direct.				Poles Reversed.				Inclination.	Means.		
		Face of Needle.				Face of Needle.							
		Direct.	Reversed.	Direct.	Reversed.	Direct.	Reversed.	Direct.	Reversed.				
		α	α'	α''	α'''	β	β'	β''	β'''				
Needle 1 (9 Inches).													
1847.													
Sept.	D. 28	60 East.	-36 30'0	-40 24'9	-39 48'5	-36 00'2	-39 50'2	-41 57'0	-44 26'7	-37 26'5	-39 33'0	-22 29'9	
	28	30 West.	22 43'2	25 56'6	26 41'7	22 25'2	24 21'5	28 14'2	29 05'0	25 12'5	25 35'0		
	30	30 East.	22 39'2	25 43'0	26 17'7	23 15'0	25 14'7	27 31'5	28 55'0	24 47'5	25 32'9		-22 35'2
	30	60 West.	-36 34'2	-40 25'7	-39 34'2	-37 33'0	-39 56'0	-43 57'6	-44 48'2	-38 36'5	-40 10'7		
Dec.	14	60 East.	-39 34'6	-40 12'7	-40 30'2	-37 45'7	-39 53'7	-42 05'9	-43 40'7	-38 34'1	-40 17'2	-22 36'5	
	14	30 West.	23 42'7	25 03'7	28 05'4	23 28'5	24 11'6	27 50'1	28 09'0	26 21'2	25 51'5		-22 49'2
	16	60 West.	37 57'2	41 35'1	39 17'7	39 55'5	39 51'2	41 30'7	41 48'1	37 39'0	39 56'9		
	16	30 East.	-23 55'0	-24 56'0	-24 59'5	-23 57'2	-24 51'2	-27 24'5	-28 25'7	-25 43'5	-25 31'5		-22 31'8
Needle 1 (6 Inches).													
Sept.	3	30 East.	-25 57'1	-25 42'9	-25 39'9	-25 52'4	-26 04'9	-25 38'9	-25 34'4	-26 08'0	-25 49'8	-22 43'3	
	3	60 West.	40 35'1	39 04'5	39 13'2	40 31'1	40 06'9	39 43'1	39 12'6	40 22'6	39 51'1		
	3	30 West.	26 06'9	25 31'6	25 31'0	26 20'2	26 12'5	25 14'0	25 21'0	26 06'7	25 47'9		-22 43'4
	3	60 East.	-40 27'9	-39 21'5	-39 23'0	-40 32'5	-40 34'7	-39 47'2	-39 26'1	-40 16'4	-39 58'8		
Nov.	29	30 East.	-25 56'0	-25 09'0	-25 15'2	-26 47'5	-26 57'7	-24 43'6	-25 04'2	-26 37'2	-25 48'7	-22 44'1	
	29	60 West.	-41 39'5	-38 29'9	-38 17'9	-41 49'7	-41 23'2	-38 40'1	-38 22'7	-41 18'5	-40 00'1		
Dec.	3	30 West.	-26 06'2	-25 12'0	-25 06'7	-26 20'9	-27 00'7	-25 01'7	-25 04'4	-26 41'0	-25 49'1	-22 44'6	
	3	60 East.	-40 54'6	-39 18'6	-38 50'9	-41 12'0	-41 15'2	-38 19'5	-38 30'0	-42 00'2	-40 02'6		

Observations of Inclination, taken on Tuesdays and Fridays.

St. Helena Time.	Six-inch Needle.	Poles Direct.				Poles Reversed.				Inclination.	Monthly Means.	
		Face of Needle.				Face of Needle.						
		Direct.		Reversed.		Direct.		Reversed.				
		α	α'	α''	α'''	β	β'	β''	β'''			
1847.												
September.	No. 1.	6 21	-22 52'9	-22 44'0	-22 27'9	-23 21'7	-22 40'7	-22 26'0	-22 27'4	-23 02'7	-22 45'4	-22 46'6
		10 3	22 48'9	22 34'6	22 30'7	22 58'5	22 38'0	22 41'1	23 00'6	22 45'4	22 44'7	
		13 21	23 17'2	22 13'9	22 36'4	22 54'7	22 45'5	22 27'9	22 40'6	22 53'0	22 43'6	
		17 3	23 09'1	22 40'0	22 38'6	22 45'6	23 05'7	22 43'4	22 47'2	22 46'9	22 49'5	
		20 21	22 53'4	22 25'6	22 37'0	23 12'1	23 04'1	22 18'2	22 42'6	22 53'5	22 45'8	
		24 3	23 13'4	22 51'5	22 14'7	23 01'6	23 38'0	22 18'9	22 18'1	23 02'5	22 49'8	
		27 21	-22 28'7	-22 56'9	-22 20'5	-23 30'5	-23 00'6	-22 54'2	-22 12'0	-22 57'1	-22 47'5	
October.	No. 1.	1 3	-22 52'5	-22 41'9	-22 30'2	-22 56'0	-22 40'1	-22 47'4	-22 46'9	-22 52'9	-22 45'9	-22 44'9
		4 21	22 43'2	23 13'9	22 26'5	23 11'0	22 59'7	22 09'4	22 33'2	22 58'6	22 46'9	
		8 3	23 11'1	22 21'1	22 13'7	23 14'0	22 59'5	22 28'7	22 13'5	23 16'2	22 44'7	
		11 21	22 50'1	22 43'2	22 59'9	22 42'0	22 57'4	22 05'7	21 58'7	23 08'2	22 40'6	
		15 3	23 23'0	22 43'2	22 26'2	22 41'1	22 45'9	22 46'4	22 04'0	22 46'7	22 42'0	
		18 21	23 14'7	22 34'6	22 43'0	23 07'1	23 09'5	21 59'0	22 16'0	23 17'1	22 47'6	
		22 3	23 20'4	22 11'9	22 20'5	23 14'0	23 12'7	22 09'1	22 10'2	23 23'9	22 45'3	
25 21	22 57'7	22 39'2	22 02'1	23 22'5	23 12'0	22 02'7	22 11'0	23 23'5	22 43'8			
29 3	-23 11'9	-22 11'5	-22 39'5	-23 20'6	-23 20'7	-22 06'6	-22 09'7	-23 15'7	-22 47'0			
September.	Nine-inch Needle. No. 1.	7 3	-21 47'0	-23 17'4	-23 28'1	-21 35'2	-22 25'7	-23 36'0	-24 22'2	-21 38'5	-22 46'2	-22 40'5
		9 21	21 30'5	23 07'0	23 29'0	21 23'0	22 12'5	24 03'0	24 14'2	22 05'1	22 45'5	
		14 3	21 29'5	23 06'7	23 59'2	21 08'2	22 11'7	24 02'0	24 06'7	21 39'5	22 42'9	
		16 21	21 38'2	23 06'5	23 11'7	21 16'7	22 06'0	23 51'2	25 22'2	20 25'7	22 37'2	
		21 3	21 57'5	22 31'0	22 43'0	20 59'6	22 38'0	23 35'7	25 09'0	20 54'5	22 32'2	
		23 21	21 47'5	22 47'5	22 44'2	21 01'7	22 39'6	23 50'0	24 54'2	21 06'2	22 36'3	
		28 3	20 55'7	23 03'2	23 30'5	21 17'5	22 11'2	24 29'2	25 20'0	21 26'2	22 46'6	
30 21	-21 16'5	-23 16'2	-23 18'0	-20 57'0	-22 31'2	-22 49'0	-25 26'0	-21 24'7	-22 37'3			
October.	No. 1.	5 3	-20 37'5	-22 40'5	-23 08'7	-20 35'5	-22 25'0	-23 32'5	-25 37'2	-21 12'2	-22 28'6	-22 43'7
		7 21	21 26'0	23 05'2	23 05'5	21 34'2	22 13'5	23 49'2	25 15'7	20 43'0	22 39'0	
		12 3	21 42'5	22 58'2	23 19'7	21 20'7	22 06'5	24 11'0	25 24'0	20 13'2	22 39'5	
		14 21	21 48'0	23 00'0	23 18'7	21 40'2	22 05'2	23 55'0	25 12'5	20 22'2	22 40'2	
		19 3	21 44'0	23 03'6	23 06'5	21 43'0	22 04'2	24 14'2	25 08'7	20 42'7	22 43'3	
		21 21	21 28'5	22 48'0	23 29'0	20 53'5	22 02'0	25 50'4	24 59'7	21 23'0	22 51'7	
		26 3	21 34'2	22 57'7	23 32'2	21 09'2	21 51'0	25 45'7	25 02'4	21 42'0	22 56'8	
28 21	-21 27'0	-24 02'2	-23 35'7	-20 45'2	-21 44'2	-24 56'7	-25 14'7	-20 59'7	-22 50'6			
November.	No. 1.	2 3	-21 51'5	-22 28'5	-22 53'0	-21 59'2	-22 02'5	-23 33'0	-23 36'2	-23 22'7	-22 43'3	-22 43'4
		4 21	20 42'2	22 47'2	23 12'5	20 31'7	22 08'5	24 38'5	25 13'0	21 04'2	22 32'2	
		9 3	21 00'5	22 35'9	23 29'7	20 58'7	22 19'0	23 59'6	25 10'2	21 39'0	22 39'0	
		11 21	21 00'0	22 49'2	23 39'0	21 02'2	22 08'2	24 22'2	25 05'0	21 59'0	22 45'6	
		16 3	21 14'7	22 28'0	23 17'5	21 24'7	22 32'5	24 27'5	24 46'0	21 53'5	22 45'5	
		18 21	22 00'2	22 35'5	22 17'5	21 47'5	23 15'2	24 00'2	24 35'5	22 05'7	22 49'7	
		23 3	21 07'7	22 59'0	23 19'2	22 37'2	22 32'0	24 07'2	25 17'2	21 35'0	22 56'8	
25 21	21 14'2	22 57'7	23 26'5	20 53'7	22 16'7	24 22'2	25 05'5	21 37'0	22 44'1			
30 3	-21 17'2	-22 41'2	-23 09'7	-21 19'7	-21 53'7	-24 04'0	-24 53'5	-21 15'7	-22 34'3			
December.	No. 1.	2 21	-21 17'7	-22 40'2	-22 57'7	-21 12'0	-22 27'5	-24 13'5	-25 21'0	-20 50'2	-22 37'4	-22 44'9
		7 3	21 27'0	22 40'5	23 13'2	21 31'2	22 23'2	24 13'2	25 19'7	21 42'2	22 48'8	
		9 21	21 16'0	23 38'0	23 35'7	21 13'1	21 51'5	23 37'9	25 13'0	21 26'0	22 43'8	
		21 3	21 16'4	22 51'5	23 19'5	19 22'7	22 13'7	25 03'5	25 31'5	22 47'7	22 48'3	
		23 21	21 20'2	22 14'5	22 58'0	20 20'2	22 10'5	24 49'5	25 35'6	22 45'7	22 46'7	
		28 3	21 07'0	22 45'2	22 42'5	20 10'2	22 38'5	24 17'0	25 15'4	22 38'0	22 41'7	
31 21	-22 03'7	-22 38'0	-23 05'7	-20 21'0	-23 15'2	-23 55'5	-25 04'5	-21 54'7	-22 47'3			

Observations of Inclination, taken on Tuesdays and Fridays.

St. Helena Time.	Six-inch Needle.	Poles Direct.				Poles Reversed.				Inclination.	Monthly Means.	
		Face of Needle.				Face of Needle.						
		Direct.		Reversed.		Direct.		Reversed.				
		α	α'	α''	α'''	β	β'	β''	β'''			
1848.												
January.	No. 1.	3 21	-22 46'5	-22 27'7	-22 13'7	-23 57'6	-23 31'5	-22 03'2	-21 59'2	-23 45'5	-22 50'6	-22 48'8
		7 3	23 15'5	22 35'0	22 22'7	23 19'5	22 59'5	22 26'5	22 03'7	23 37'5	22 50'0	
		10 21	23 19'2	21 59'7	22 21'5	23 37'2	23 27'7	22 08'5	22 26'5	23 12'5	22 49'1	
		14 3	23 35'0	22 01'0	22 15'5	23 30'0	23 34'5	21 59'7	21 52'2	23 40'7	22 48'6	
		17 21	23 23'5	22 10'2	22 03'0	23 53'7	23 16'7	22 05'7	21 54'5	23 34'2	22 47'7	
		21 3	23 26'2	22 09'9	22 13'5	23 33'2	23 21'0	21 52'2	22 03'7	23 41'0	22 47'6	
		22 21	23 40'7	21 59'0	22 07'0	23 35'1	23 27'1	22 08'7	22 03'7	23 26'0	22 48'4	
		28 3	23 06'7	22 18'7	22 24'7	23 46'0	23 11'2	22 03'0	22 08'5	23 22'5	22 47'6	
31 21	-23 30'7	-22 09'5	-22 07'5	-23 30'2	-23 10'6	-22 31'7	-21 55'2	-23 44'0	-22 49'9			
January.	Nine-inch Needle. No. 1.	4 3	-20 54'0	-22 33'2	-23 24'2	-20 07'7	-23 12'7	-25 12'2	-25 34'7	-21 46'7	-22 50'7	-22 42'7
		6 21	20 33'2	22 48'0	23 12'0	20 07'0	22 15'5	24 51'5	25 24'0	22 48'7	22 44'9	
		11 3	21 18'6	21 54'7	22 32'6	20 02'5	23 00'0	24 10'1	25 22'1	22 18'9	22 35'0	
		13 21	21 01'2	22 26'5	22 44'7	19 55'5	22 31'4	24 20'2	25 48'2	21 46'2	22 34'2	
		18 3	22 16'5	21 56'0	22 35'4	20 15'5	22 21'2	24 00'2	25 13'2	22 02'5	22 35'0	
		20 21	22 12'5	22 20'0	22 31'4	20 01'0	22 22'2	24 27'0	25 41'0	22 10'2	22 43'1	
		25 3	21 11'0	23 02'2	22 25'7	19 42'2	22 15'7	26 03'7	25 44'5	22 00'0	22 55'6	
		27 21	-20 23'2	-24 08'7	-23 30'6	-20 03'7	-22 13'2	-24 34'7	-25 20'7	-21 32'2	-22 43'3	
February.	Six-inch Needle. No. 1.	4 3	-23 10'2	-22 07'5	-21 53'7	-23 51'7	-23 16'5	-22 13'0	-22 01'2	-23 46'7	-22 47'5	-22 48'5
		7 21	23 06'0	22 22'5	22 12'5	23 34'5	23 00'7	22 24'9	22 16'5	23 26'5	22 48'0	
		11 3	22 54'2	22 16'7	22 05'0	23 41'2	22 58'6	22 39'7	21 59'9	23 25'4	22 45'1	
		14 21	23 03'9	22 32'7	22 10'5	23 45'9	23 04'7	22 23'0	21 56'2	23 41'7	22 49'8	
		18 3	23 13'7	22 11'2	22 05'4	23 45'5	23 18'7	22 10'0	22 01'7	23 37'0	22 47'8	
		21 21	23 15'7	22 26'2	22 10'2	23 42'0	23 25'0	22 10'7	22 14'2	23 48'7	22 54'0	
		25 3	23 16'7	22 06'2	22 15'2	23 30'5	23 10'5	22 43'2	21 59'2	23 43'2	22 50'5	
		28 21	-23 10'0	-22 35'7	-21 51'7	-22 14'5	-23 12'7	-22 59'7	-22 29'5	-23 29'2	-22 45'3	
February.	Nine-inch Needle. No. 1.	1 3	-20 51'0	-22 56'5	-23 34'7	-20 06'5	-22 26'9	-25 56'7	-25 24'4	-21 37'5	-22 51'8	-22 53'1
		3 21	21 10'6	22 47'0	23 41'0	20 03'2	22 09'6	25 04'0	25 32'4	21 44'7	22 46'6	
		8 3	20 43'2	22 43'0	23 26'2	20 54'5	22 55'2	24 58'2	26 08'7	21 00'7	22 51'2	
		10 21	21 00'2	22 55'5	22 57'1	20 05'0	22 30'2	26 29'7	26 11'2	20 39'5	22 51'0	
		15 3	20 38'2	22 56'7	23 10'5	20 11'2	22 09'2	25 47'2	25 58'1	21 43'0	22 49'2	
		17 21	20 27'5	22 51'2	23 20'5	20 07'5	21 57'9	26 45'5	27 05'0	20 06'2	22 50'1	
		22 3	19 54'7	22 50'1	23 25'5	20 21'7	22 06'2	26 09'6	25 52'0	22 56'5	22 57'0	
		24 21	20 04'5	22 37'6	23 24'4	20 21'2	22 33'5	26 00'6	25 44'5	21 30'0	22 47'0	
29 3	-20 24'2	-22 59'6	-23 24'7	-20 17'2	-22 37'5	-26 01'2	-26 49'1	-23 17'7	-23 13'9			
March.	Six-inch Needle. No. 1.	3 3	-23 31'2	-22 33'5	-23 05'0	-23 39'5	-23 24'7	-21 32'7	-22 24'0	-22 30'5	-22 50'1	-22 55'1
		6 21	23 51'0	22 42'7	23 04'2	23 29'5	23 31'7	21 43'7	22 39'2	22 11'2	22 54'1	
		10 3	23 35'5	22 34'2	22 32'1	23 48'7	23 17'0	21 35'2	22 20'7	22 58'7	22 50'2	
		13 21	23 52'0	22 37'7	22 49'4	23 51'2	22 17'5	22 15'0	22 25'5	22 15'2	22 47'9	
		17 3	23 57'5	22 56'0	23 13'2	23 42'0	23 22'2	21 57'5	22 20'0	22 27'5	22 59'9	
		20 21	23 49'2	23 04'7	23 05'2	23 41'2	23 29'7	21 47'9	21 45'7	23 33'5	23 02'1	
		24 3	24 08'0	22 43'0	22 34'6	23 49'7	23 26'5	21 35'7	22 16'2	22 41'5	22 54'3	
		27 21	24 09'9	22 47'1	22 44'2	24 04'0	23 09'2	21 49'5	22 29'7	23 01'2	23 01'8	
31 3	-24 01'5	-22 28'0	-22 30'7	-23 43'7	-23 19'5	-22 01'5	-22 26'5	-22 56'0	-22 55'9			
March.	Nine-inch Needle. No. 1.	2 21	-21 25'0	-22 28'7	-22 57'7	-20 09'2	-22 02'7	-25 15'6	-25 47'5	-22 04'0	-22 46'2	-22 50'4
		7 3	22 24'5	21 56'5	22 21'1	20 27'0	23 05'2	24 25'7	25 08'5	22 57'5	22 50'7	
		9 21	22 45'7	22 14'0	21 38'5	20 18'0	23 09'0	24 08'5	24 20'6	23 51'5	22 48'2	
		14 3	22 13'2	22 29'9	22 16'1	20 28'5	23 20'5	23 32'5	24 20'1	24 17'2	22 52'2	
		16 21	22 11'5	22 04'5	22 00'1	20 42'5	23 29'2	24 01'7	24 47'6	24 02'7	22 54'9	
		21 3	22 06'7	22 08'5	22 13'5	20 37'0	22 44'5	24 33'2	24 10'0	24 15'7	22 51'1	
		23 21	22 14'0	22 02'4	21 30'0	20 20'5	23 38'2	23 34'7	23 33'7	24 30'5	22 48'0	
		28 3	22 38'7	22 28'2	22 18'6	20 38'7	23 25'2	24 03'2	24 42'5	22 13'5	22 48'5	
30 21	-22 33'5	-22 03'7	-22 11'1	-21 53'2	-22 59'7	-23 32'2	-23 34'2	-24 26'2	-22 54'2			

Observations of Inclination, taken on Tuesdays and Fridays.

St. Helena Time.	Six-inch Needle.	Poles Direct.				Poles Reversed.				Inclination.	Monthly Means.
		Face of Needle.				Face of Needle.					
		Direct.		Reversed.		Direct.		Reversed.			
		α	α'	α''	α'''	β	β'	β''	β'''		
1848.											
April.	No. 2.	o /	o /	o /	o /	o /	o /	o /	o /	o /	o /
3 21	—	-24 07'0	-22 39'0	-22 28'5	-23 45'7	-23 40'5	-21 32'2	-22 23'0	-23 05'2	-22 57'6	-22 59'6
7 3	—	23 54'7	22 43'1	22 34'5	23 37'2	23 51'2	22 00'0	22 35'1	23 13'7	23 03'7	
10 21	—	23 47'5	22 28'5	22 42'2	23 47'7	23 42'7	21 49'0	22 32'2	22 59'2	22 58'6	
14 3	—	23 09'5	22 44'5	22 54'5	23 49'5	23 14'2	22 12'9	22 20'5	23 30'5	22 59'5	
17 21	—	23 49'0	22 29'2	22 28'0	23 50'7	23 10'0	22 03'0	22 24'7	22 54'7	22 53'6	
22 3	—	24 12'7	22 25'5	22 36'5	23 45'7	23 51'0	21 38'2	22 24'5	23 19'7	23 01'7	
24 21	—	24 05'5	22 29'0	22 39'0	23 56'0	23 48'2	21 40'5	22 37'5	22 58'7	23 01'8	
28 3	—	-23 45'5	-22 47'5	-22 32'5	-23 52'0	-23 43'7	-21 38'2	-22 31'0	-23 12'7	-23 00'4	
April.	Nine-inch Needle. No. 1.	o /	o /	o /	o /	o /	o /	o /	o /	o /	-22 45'0
4 3	—	-21 10'5	-22 58'5	-22 33'2	-21 14'0	-22 40'7	-25 27'7	-25 14'5	-21 59'0	-22 54'7	
6 21	—	22 40'9	22 39'9	22 35'2	20 35'2	21 57'5	23 30'7	25 11'0	22 27'7	22 42'2	
11 3	—	20 52'2	23 05'7	23 38'9	20 32'7	22 12'2	25 45'0	25 16'0	21 58'7	22 55'2	
13 21	—	22 15'5	22 13'5	23 26'9	20 30'5	22 29'7	24 03'0	24 09'0	22 06'7	22 39'3	
18 3	—	21 43'5	22 15'4	22 48'9	20 27'7	21 59'5	24 07'2	25 37'2	21 34'2	22 34'2	
21 21	—	21 33'7	21 45'2	23 16'4	20 45'7	22 09'5	25 26'6	25 29'5	21 57'2	22 47'9	
25 3	—	22 10'2	21 51'7	22 30'5	20 27'0	22 33'5	24 22'9	24 46'2	22 48'2	22 41'2	
27 21	—	-22 46'5	-21 33'9	-22 17'2	-20 34'0	-23 15'7	-24 00'6	-24 03'7	-23 30'2	-22 45'2	
May.	Six-inch Needle. No. 2.	o /	o /	o /	o /	o /	o /	o /	o /	o /	-23 01'4
1 21	—	-24 05'5	-22 26'4	-22 43'0	-23 56'5	-23 46'0	-21 41'5	-22 35'5	-22 54'7	-23 01'1	
5 3	—	24 07'7	22 35'2	22 39'7	23 44'2	23 44'5	21 43'2	22 40'7	22 50'0	23 00'6	
7 21	—	24 02'7	22 19'5	22 38'2	23 46'5	23 46'6	21 42'5	22 46'5	23 03'7	23 00'7	
12 3	—	24 02'5	22 23'7	22 34'7	23 52'2	23 53'5	21 37'5	22 47'0	22 50'4	23 00'2	
15 21	—	24 09'2	22 39'5	22 36'5	23 48'6	23 49'0	21 30'2	22 34'5	22 47'5	22 59'3	
19 3	—	24 06'0	22 34'5	22 50'0	24 06'5	23 40'2	21 36'0	22 34'7	22 58'0	23 03'2	
22 21	—	24 20'7	22 40'7	22 32'7	24 11'0	23 39'7	21 27'7	22 12'7	23 07'2	23 01'5	
26 3	—	24 16'5	22 39'5	22 49'5	24 16'0	23 42'5	21 44'5	22 25'5	22 53'7	23 05'9	
29 21	—	-24 08'2	-22 29'7	-22 33'5	-24 02'2	-23 38'7	-21 39'2	-22 28'2	-23 03'7	-23 00'4	
May.	Nine-inch Needle. No. 1.	o /	o /	o /	o /	o /	o /	o /	o /	o /	-22 42'1
2 3	—	-22 43'0	-21 36'7	-22 23'2	-20 54'2	-23 29'7	-23 13'7	-23 33'2	-24 08'2	-22 45'2	
4 21	—	22 43'2	22 20'9	22 11'0	20 35'5	22 43'0	23 45'6	24 04'2	22 08'5	22 33'9	
9 3	—	21 07'0	21 34'5	21 58'2	21 39'5	23 37'7	23 24'4	23 29'4	23 36'2	22 32'5	
11 21	—	22 14'5	21 16'6	21 15'0	21 51'2	23 20'5	24 12'6	23 58'6	23 51'7	22 45'0	
17 3	—	22 14'2	21 22'0	21 29'5	21 17'2	22 24'0	24 23'7	25 02'7	23 23'7	22 42'1	
18 21	—	22 26'0	21 22'2	21 59'5	22 24'0	22 31'7	22 48'2	23 19'2	24 15'7	22 38'8	
23 3	—	20 25'5	22 30'0	22 02'2	20 24'0	22 03'2	25 38'6	25 24'9	22 16'2	22 35'5	
25 21	—	21 46'2	21 42'0	21 52'6	22 20'2	22 04'7	24 11'4	24 46'0	23 37'2	22 47'5	
30 3	—	-20 55'5	-21 27'6	-21 20'0	-22 35'7	-23 34'0	-24 01'0	-25 23'2	-24 30'5	-22 58'4	
June.	Six-inch Needle. No. 2.	o /	o /	o /	o /	o /	o /	o /	o /	o /	-23 05'6
2 3	—	-24 08'7	-22 43'7	-22 32'7	-24 14'2	-23 47'0	-21 35'2	-22 33'0	-23 13'0	-23 05'9	
6 21	—	23 59'2	22 42'0	22 52'2	23 56'5	24 01'0	21 39'7	22 33'0	23 03'2	23 05'8	
9 3	—	24 07'2	22 45'0	22 38'2	23 54'5	Poles Reversed.		22 58'9	—	23 10'0	
12 21	—	24 14'6	22 14'2	22 36'5	24 06'0	23 53'5	21 45'2	22 36'7	23 05'7	23 04'0	
16 3	—	24 12'0	22 21'0	22 53'0	24 03'7	24 00'5	21 44'7	22 45'0	22 52'5	23 06'5	
19 21	—	24 21'1	22 34'2	22 35'7	24 00'7	23 25'2	21 32'0	22 19'2	22 52'7	22 57'6	
23 3	—	24 21'0	22 37'5	22 36'0	24 18'0	23 47'0	21 47'2	22 40'6	23 03'5	23 08'8	
26 21	—	24 23'7	22 37'0	22 35'2	24 15'5	23 40'7	21 39'5	22 29'2	23 02'2	23 05'3	
30 3	—	-24 32'2	-22 42'7	-22 40'5	-24 11'2	-23 47'5	-21 34'0	-22 30'7	-22 56'5	-23 06'9	
June.	Nine-inch Needle. No. 1.	o /	o /	o /	o /	o /	o /	o /	o /	o /	-22 41'5
1 21	—	-22 29'0	-21 39'2	-21 59'2	-20 38'7	-22 24'7	-24 38'7	-25 04'2	-23 36'7	-22 48'8	
6 3	—	22 09'5	21 28'5	22 00'1	21 28'7	22 56'2	23 52'7	24 06'6	24 15'0	22 47'1	
8 21	—	22 29'0	21 19'5	21 21'2	21 40'7	23 49'7	23 10'2	23 48'4	23 55'7	22 41'8	
13 3	—	22 40'5	21 10'4	21 57'2	22 00'7	24 14'7	22 54'9	23 06'9	23 43'0	22 43'5	
15 21	—	22 40'5	21 21'7	22 03'5	22 17'2	23 33'2	23 29'5	23 42'0	23 42'7	22 52'5	
20 3	—	22 33'0	21 36'9	21 56'5	20 32'2	22 04'2	23 44'7	23 37'0	23 46'7	22 28'8	
22 21	—	22 26'5	21 25'7	21 27'4	21 28'0	23 27'7	23 19'2	23 21'6	22 30'0	22 25'7	
27 3	—	21 15'7	21 35'7	22 24'5	20 47'5	22 20'5	24 33'5	24 59'7	23 32'2	22 41'1	
29 21	—	-20 33'0	-22 14'9	-22 34'5	-20 44'5	-22 48'0	-24 44'2	-25 05'0	-23 09'5	-22 44'2	

Observations of Inclination, taken on Tuesdays and Fridays.

St. Helena Time.	Six-inch Needle.	Poles Direct.				Poles Reversed.				Inclination.	Monthly Means.	
		Face of Needle.				Face of Needle.						
		Direct.		Reversed.		Direct.		Reversed.				
		α	α'	α''	α'''	β	β'	β''	β'''			
1848.												
July.	No. 2.	3 21	-24 27.2	-22 29.7	-22 42.2	-24 13.7	-23 28.7	-21 43.5	-22 32.0	-23 07.0	-23 05.7	-23 07.4
		7 3	24 23.7	24 27.5	22 34.9	24 10.0	23 44.0	21 37.7	22 29.2	23 07.5	23 04.3	
		10 21	24 25.0	23 01.0	22 39.0	24 18.7	23 52.5	21 54.0	22 33.5	23 17.0	23 15.0	
		14 3	24 28.2	22 57.7	22 44.0	23 50.2	23 28.6	21 52.7	22 36.5	23 17.5	23 09.4	
		17 21	24 27.2	22 50.5	22 36.0	24 06.0	23 26.7	21 41.4	22 28.5	23 13.0	23 06.1	
		21 3	24 03.0	22 52.7	22 35.7	24 15.5	23 30.5	21 42.7	22 31.0	23 17.2	23 06.0	
		24 21	24 23.0	22 41.0	22 36.2	24 14.5	23 42.5	21 49.5	22 28.7	23 05.5	23 07.6	
		28 3	24 31.0	22 33.2	22 39.5	24 28.0	23 24.5	21 54.2	22 24.0	23 08.5	23 07.8	
		31 21	-24 29.5	-22 25.7	-22 48.7	-24 11.2	-23 29.5	-21 48.0	-22 24.7	-22 59.7	-23 04.6	
		July.	Nine-inch Needle. No. 1.	4 3	-22 42.6	-21 35.1	-22 26.2	-21 16.7	-23 10.2	-24 29.0	-24 33.7	
6 21	22 27.5			21 31.2	21 20.9	21 58.5	23 22.7	23 14.2	24 02.4	23 26.5	22 40.4	
11 3	22 48.2			21 30.6	21 50.2	22 33.2	23 15.7	23 33.0	23 48.5	23 46.2	22 53.1	
13 21	22 40.0			21 24.4	21 14.2	22 50.0	23 34.7	22 57.1	23 47.5	23 18.2	22 43.2	
18 3	22 17.0			21 28.1	22 12.5	21 37.7	22 19.5	23 58.0	24 28.5	23 36.7	22 44.7	
20 21	21 40.0			21 20.5	22 23.9	21 33.2	23 20.5	23 50.7	23 35.0	24 06.0	22 43.7	
25 3	22 46.0			21 36.6	22 22.6	21 36.5	22 41.2	23 53.7	24 34.0	24 27.0	22 59.7	
27 21	-21 25.0			-21 25.5	-22 32.5	-21 26.7	-22 24.2	-23 53.7	-25 22.5	-24 43.5	-22 54.2	
August.	Six-inch Needle. No. 2.	4 3	-24 50.0	-22 47.2	-22 35.2	-24 04.5	-23 33.5	-21 39.2	-22 25.7	-23 15.0	-23 05.6	-23 04.3
		7 21	24 22.2	22 45.5	22 36.7	24 08.7	23 25.2	21 36.2	22 26.7	23 11.2	23 04.0	
		11 3	24 23.5	22 41.7	22 48.2	24 11.0	23 26.0	21 41.0	22 25.0	23 09.0	23 05.6	
		14 21	24 07.5	23 00.2	22 40.0	23 51.7	23 37.0	21 34.0	22 24.5	23 14.7	23 03.7	
		18 3	24 19.2	22 56.7	22 30.2	23 57.0	23 30.2	21 30.5	22 21.0	23 41.7	23 05.8	
		21 21	24 23.0	23 06.2	22 12.7	23 55.7	23 39.0	21 31.0	22 28.5	23 02.2	23 02.3	
		25 3	24 20.0	23 02.5	22 34.7	24 09.0	23 23.5	21 44.7	22 18.7	23 07.7	23 05.0	
		28 21	-24 16.5	-22 52.0	-22 39.5	-24 01.0	-23 33.5	-21 28.7	-22 25.5	-23 02.5	-22 02.3	
August.	Nine-inch Needle. No. 1.	1 3	-22 24.2	-21 22.6	-21 56.2	-20 32.5	-23 12.5	-23 22.1	-25 07.0	-24 40.0	-22 49.6	-22 48.0
		3 21	22 26.0	21 36.7	21 47.7	21 32.2	22 09.0	23 58.0	24 42.5	23 41.5	22 44.1	
		8 3	20 16.0	22 04.0	22 14.0	21 15.7	22 07.2	24 15.2	25 31.0	23 38.5	22 40.1	
		10 21	22 18.0	21 29.0	22 39.2	21 24.0	22 44.0	24 16.5	24 34.7	22 16.5	22 42.7	
		15 3	21 03.5	22 25.2	22 17.5	21 33.5	22 32.2	24 08.7	25 17.5	23 32.0	22 51.2	
		17 21	22 53.2	21 29.6	21 46.0	21 55.2	24 12.2	23 46.6	25 44.7	21 51.7	22 57.4	
		22 3	22 20.7	22 02.1	22 38.4	21 01.1	23 59.5	23 09.7	25 01.5	22 18.2	22 48.9	
		24 21	20 56.0	22 24.5	22 16.2	20 53.7	23 54.0	24 11.2	24 28.7	22 31.0	22 41.9	
		29 3	20 53.0	22 54.1	22 24.0	21 27.0	22 07.2	24 01.5	25 41.5	22 36.0	22 45.5	
		31 21	-21 35.2	-22 09.2	-22 33.7	-21 35.0	-23 24.0	-24 25.7	-24 18.5	-23 45.7	-22 58.4	
September.	Six-inch Needle. No. 2.	1 3	-24 09.7	-22 54.7	-22 28.2	-23 53.7	-23 33.7	-21 45.2	-22 46.0	-23 24.5	-23 06.9	-23 05.6
		4 21	23 58.7	22 51.7	22 40.5	23 42.2	23 30.0	21 48.7	22 43.7	23 13.0	23 03.5	
		8 3	24 05.7	22 47.7	22 32.5	23 56.0	23 39.0	21 45.7	22 39.5	23 17.2	23 05.4	
		11 21	24 06.2	22 48.2	22 34.7	23 48.7	23 33.2	21 49.5	22 44.2	23 15.2	23 04.9	
		15 3	24 13.2	22 45.7	22 40.5	23 54.0	23 33.7	21 46.2	22 41.7	23 14.2	23 06.1	
		18 21	24 10.7	22 42.0	22 42.0	23 33.7	23 39.7	21 50.7	22 40.7	23 11.2	23 03.8	
		22 3	24 13.2	23 03.0	22 41.0	23 56.5	23 39.0	21 52.5	22 31.7	23 13.5	23 08.8	
		25 21	24 05.7	23 06.0	22 37.5	23 57.7	23 39.7	21 41.5	22 43.0	23 08.0	23 07.4	
		29 3	-23 55.7	-22 52.0	-22 30.5	-24 05.0	-23 41.0	-21 43.5	-22 30.7	-23 14.2	-23 04.0	
		September.	Nine-inch Needle. No. 1.	5 3	-22 06.7	-22 29.5	-22 20.5	-21 34.0	-24 32.7	-23 48.5	-23 26.7	
7 21	21 35.7			22 35.5	22 36.0	21 43.2	22 13.5	22 37.5	24 36.7	22 18.0	22 39.5	
12 3	21 10.2			22 28.2	22 11.9	21 18.2	22 56.5	24 32.0	24 23.7	22 53.2	22 44.7	
14 21	21 14.7			22 26.7	23 16.7	21 17.0	22 53.5	24 20.2	24 04.5	23 02.0	22 49.4	
19 3	21 31.7			21 42.9	22 34.4	21 23.0	22 57.2	24 43.5	24 31.7	22 33.0	22 46.6	
21 21	21 38.2			21 24.0	22 10.5	21 35.5	22 54.7	24 14.4	24 46.7	22 54.5	22 42.3	
26 3	21 40.2			21 19.7	22 52.5	21 19.0	22 49.5	24 09.5	24 34.7	23 21.7	22 45.8	
28 21	-22 35.2			-21 33.1	-22 11.0	-21 54.2	-22 32.2	-24 15.0	-24 43.7	-21 48.2	-22 41.6	

Observations of Inclination, taken on Tuesdays and Fridays.

St. Helena Time.	Six-inch Needle.	Poles Direct.				Poles Reversed.				Inclination.	Monthly Means.	
		Face of Needle.				Face of Needle.						
		Direct.		Reversed.		Direct.		Reversed.				
		α	α'	α''	α'''	β	β'	β''	β'''			
1848.												
October.	No. 2.	2 21	24 17.0	-23 00.7	-22 33.0	-23 46.7	-23 47.7	-21 42.0	-22 40.7	-23 11.2	-23 07.3	-23 08.3
		6 3	24 16.0	22 55.2	22 30.2	24 03.5	23 49.0	21 46.2	22 37.7	23 16.5	23 09.2	
		9 21	24 08.5	22 47.0	22 45.0	23 49.2	23 42.7	21 48.0	22 31.5	23 08.5	23 05.0	
		13 3	23 48.7	22 54.5	22 32.7	23 43.2	23 34.0	21 53.0	22 29.2	23 19.0	23 01.8	
		16 21	24 16.5	22 55.7	22 30.7	24 00.2	23 42.2	21 38.5	22 31.7	23 10.2	23 05.7	
		20 3	23 52.0	23 06.2	22 32.0	24 10.0	23 56.2	21 54.7	22 33.7	23 20.5	23 10.6	
		23 21	24 11.5	23 00.5	22 32.2	24 12.5	23 49.0	21 39.2	22 50.0	23 25.5	23 12.5	
		27 3	24 27.0	23 00.5	22 28.5	24 10.2	23 51.0	21 41.7	22 32.0	23 23.5	23 11.8	
		30 21	-24 16.0	-23 03.5	-22 24.7	-24 11.7	-23 42.2	-21 48.2	-22 47.7	-23 10.5	-23 10.5	
	Nine-inch Needle. No. 1.	3 3	-21 18.5	-22 19.0	-21 53.5	-21 33.7	-23 00.0	-24 13.7	-24 55.1	-23 10.0	-22 47.9	
		5 21	21 33.2	23 31.7	23 28.0	21 34.5	22 13.2	25 02.0	25 16.2	22 12.7	23 06.4	
		10 3	21 30.0	22 59.5	23 30.5	21 23.7	22 05.5	24 57.7	24 58.2	22 23.0	22 58.5	
		12 21	21 29.5	21 44.2	22 46.5	21 35.0	22 18.5	24 18.0	24 19.0	22 22.5	22 36.6	
		17 3	21 43.5	21 29.2	22 20.4	21 17.5	22 46.5	24 06.5	23 43.7	22 42.0	22 31.1	
		19 21	22 51.2	22 14.2	23 04.5	21 26.0	22 40.0	24 12.2	23 44.5	22 17.2	22 48.7	
		24 3	22 55.0	22 13.9	22 31.2	21 28.2	22 45.7	24 18.0	24 31.7	23 01.5	22 58.1	
		26 21	22 05.5	22 29.0	22 31.5	21 17.5	21 37.2	24 35.7	24 30.5	22 42.0	22 43.6	
		31 3	-21 32.7	-22 19.5	-23 03.2	-21 34.7	-22 08.0	-23 59.7	-24 38.7	-22 14.5	-22 41.3	
	Six-inch Needle. No. 2.	3 3	-23 58.2	-23 09.7	-22 34.0	-23 57.7	-23 30.0	-21 53.5	-22 36.0	-23 15.0	-23 06.7	-23 09.0
		6 21	24 08.2	23 13.2	22 36.2	23 54.0	23 41.2	21 55.5	22 34.2	23 10.7	23 09.1	
		10 3	24 12.5	23 00.5	22 50.2	23 58.0	23 37.7	21 46.2	22 40.7	23 10.5	23 09.5	
		13 21	24 03.5	22 56.7	22 37.7	23 54.5	23 30.2	21 54.0	22 34.5	23 10.0	23 05.1	
		17 3	24 05.2	23 10.5	22 42.2	24 00.5	23 46.7	22 06.2	22 53.0	23 21.2	23 15.7	
		20 21	24 32.5	22 56.0	22 30.5	23 46.0	23 28.7	21 56.0	22 36.2	23 23.0	23 08.6	
		24 3	24 16.7	23 01.5	22 36.7	23 48.0	23 34.0	21 48.7	22 43.2	23 23.7	23 09.0	
		27 21	-24 03.7	-23 20.7	-22 44.7	-23 51.7	-23 28.5	-21 57.0	-22 15.2	-23 25.7	-23 08.4	
	Nine-inch Needle. No. 1.	2 21	-21 02.7	-22 49.7	-23 09.5	-21 22.5	-22 53.5	-23 29.7	-23 36.0	-22 46.5	-22 38.7	-22 41.8
		7 3	21 22.0	21 37.2	22 07.7	21 51.0	22 55.7	23 53.5	23 39.5	22 40.5	22 30.9	
		9 21	21 10.5	22 47.2	22 06.5	21 30.2	21 53.5	23 43.6	24 06.5	22 19.5	22 27.2	
		14 3	21 37.0	22 27.2	22 16.2	21 32.5	21 50.7	24 10.7	24 10.5	22 03.5	22 31.0	
		16 21	21 18.5	21 20.0	22 08.7	21 23.7	22 16.2	23 53.5	24 05.7	23 43.7	22 31.2	
		21 3	21 19.5	22 23.0	23 13.5	21 18.5	22 11.0	24 52.0	25 12.7	21 58.2	22 48.5	
		23 21	21 40.7	22 59.0	22 32.2	21 23.5	22 00.0	24 58.9	25 14.2	22 04.7	22 48.9	
		28 3	21 40.7	22 46.7	22 22.2	21 44.0	22 05.7	25 12.0	25 35.5	22 18.0	22 58.1	
		30 21	-21 04.5	-23 07.2	-23 30.9	-21 27.7	-22 03.7	-25 14.7	-25 34.5	-22 09.2	-23 01.5	
	Six-inch Needle. No. 2.	1 3	-23 56.5	-23 25.0	-22 47.0	-23 52.7	-23 16.5	-22 04.7	-22 50.1	-23 12.5	-23 10.6	
		4 21	23 40.0	23 26.7	22 55.5	23 41.5	23 11.7	22 00.2	22 47.0	23 06.0	23 06.0	
		8 3	23 39.7	23 29.7	23 01.2	23 51.2	23 02.0	22 47.5	22 53.5	22 49.2	23 11.7	
		11 21	23 28.2	23 25.3	23 17.7	23 31.0	22 56.0	22 43.7	22 48.5	22 46.5	23 07.1	
		15 3	23 27.2	23 08.2	22 27.7	23 28.5	22 55.5	22 37.0	22 46.7	22 41.5	22 56.5	
		18 21	23 26.5	23 36.5	23 20.5	23 34.0	22 52.7	22 46.7	22 41.5	22 55.0	23 09.2	
		22 3	23 20.7	23 36.8	23 16.2	22 36.2	22 58.3	22 45.0	22 50.5	22 48.2	23 09.0	
		25 21	23 29.5	23 45.6	23 18.0	23 32.0	22 54.7	22 42.0	22 53.0	22 55.0	23 11.2	
		29 3	-23 18.0	-23 38.1	-23 09.7	-23 36.2	-23 10.0	-22 47.2	-22 47.7	-22 52.0	-23 09.8	
	Nine-inch Needle. No. 1.	5 3	-21 39.0	-22 32.6	-23 32.2	-21 44.2	-22 50.0	-24 41.4	-25 51.0	-22 21.5	-23 09.0	-22 58.2
		7 21	21 15.2	22 30.0	22 39.2	21 34.5	21 52.2	23 47.1	25 13.2	22 49.5	22 39.2	
		12 3	20 16.7	22 50.2	23 17.7	20 32.7	22 04.7	25 49.7	25 29.5	22 02.2	22 47.9	
		14 21	20 26.0	23 21.5	22 36.0	22 28.0	21 57.2	26 35.5	26 11.0	21 48.2	23 10.4	
		19 3	21 05.0	22 38.5	23 30.0	21 11.0	22 29.2	26 16.5	25 11.2	22 07.2	23 03.5	
		21 21	21 19.0	22 46.5	23 23.6	21 50.5	22 09.2	25 05.2	25 25.2	22 03.2	23 00.3	
		26 3	21 21.0	22 32.2	22 57.7	21 37.0	22 08.2	25 19.2	25 07.7	22 16.0	22 54.9	
		28 21	-21 02.7	-22 56.4	-23 23.5	-21 13.2	-22 13.7	-25 17.7	-25 50.5	-22 07.2	-23 00.6	

Observations of Inclination, taken on Tuesdays and Fridays.

St. Helena Time.	Nine-inch Needle.	Poles Direct.				Poles Reversed.				Inclination.	Monthly Means.
		Face of Needle.				Face of Needle.					
		Direct.		Reversed.		Direct.		Reversed.			
		α	α'	α''	α'''	β	β'	β''	β'''		
1849.											
	D. H.										
January.	2 3	No. 1.	o /	o /	o /	o /	o /	o /	o /	o /	o /
	4 21	—	-20 48.5	-22 49.0	-23 01.6	-21 33.5	-22 08.5	-24 27.5	-25 45.5	-22 12.0	-22 50.7
	9 3	—	21 45.5	22 28.0	23 33.0	21 35.0	22 39.7	24 01.4	24 45.7	22 30.2	22 59.7
	11 21	—	21 13.2	22 53.2	23 02.7	21 30.0	22 14.2	25 37.0	25 46.5	22 04.2	23 02.6
	16 3	—	21 09.0	23 27.2	23 36.2	21 27.0	22 12.0	25 36.7	25 09.7	23 03.0	23 12.5
	18 21	—	20 58.7	22 08.7	22 23.5	21 28.0	22 11.2	24 48.5	25 05.5	22 57.2	22 45.1
	23 3	—	21 17.2	22 52.2	22 39.5	21 37.0	22 24.0	24 47.2	24 33.0	22 20.0	22 48.7
	25 21	—	20 46.7	22 19.7	22 37.2	21 25.7	22 44.5	24 37.0	25 06.0	22 46.5	22 47.9
30 3	—	21 42.0	23 06.7	23 03.5	21 01.7	23 31.7	24 54.0	24 29.2	23 18.7	23 08.4	
			-22 00.0	-22 32.2	-21 48.0	-22 28.5	-23 01.2	-24 26.5	-24 59.7	-21 44.2	-22 52.5
February.	1 21	—	-21 13.5	-23 45.7	-23 38.9	-20 15.5	-22 57.2	-24 02.0	-25 07.5	-22 31.5	-22 56.4
	6 3	—	22 33.0	22 44.7	22 32.1	21 57.2	22 23.1	25 11.5	25 13.5	22 10.0	23 05.6
	8 21	—	21 41.2	22 49.0	23 10.0	21 34.0	23 39.5	24 50.7	25 37.2	22 41.2	23 15.3
	13 3	—	22 12.7	22 47.1	23 12.7	21 55.2	22 33.7	24 15.0	25 27.5	22 19.2	23 05.3
	15 21	—	21 15.2	22 32.5	23 07.5	21 47.5	23 36.7	24 53.5	25 07.0	23 46.0	23 15.7
	20 3	—	21 16.7	22 56.7	23 24.7	21 40.2	22 19.0	25 24.2	25 25.0	22 27.2	23 06.7
	22 21	—	21 24.0	23 08.0	23 30.7	21 31.7	22 21.7	25 41.5	25 46.9	22 16.5	23 12.6
	27 3	—	-21 21.5	-22 23.7	-23 16.5	-22 16.2	-22 16.2	-25 37.7	-25 24.2	-22 01.0	-23 04.6
March.	1 21	—	-21 41.7	-23 17.7	-23 02.6	-21 27.7	-22 45.5	-25 14.5	-24 48.0	-22 17.7	-23 04.4
	6 3	—	21 32.0	22 25.2	22 31.5	21 29.7	23 11.7	23 13.5	23 49.2	23 22.5	22 41.9
	8 21	—	21 27.5	22 17.2	22 42.5	21 49.5	23 31.2	23 52.5	24 51.5	24 24.5	23 07.0
	13 3	—	21 57.7	22 36.4	22 54.7	21 36.0	22 18.2	25 38.0	25 54.1	23 16.0	23 16.4
	15 21	—	21 06.5	22 40.2	22 28.2	21 22.0	22 15.7	25 33.2	25 49.7	22 07.2	22 55.3
	20 3	—	21 11.5	21 38.2	21 45.7	21 25.0	24 02.2	24 08.5	25 31.7	23 50.2	22 56.6
	22 21	—	21 20.7	23 10.0	22 58.5	21 17.2	22 38.5	25 25.2	25 44.7	22 17.0	23 06.7
	27 3	—	20 47.7	23 10.0	23 30.5	21 09.5	22 17.7	25 52.0	25 42.2	22 40.0	23 08.7
29 21	—	-20 58.0	-23 05.0	-23 05.0	-21 12.2	-22 21.0	-25 44.0	-25 59.0	-22 19.5	-23 05.4	
April.	3 3	—	-22 01.5	-22 55.7	-20 46.5	-21 37.7	-24 02.2	-24 36.2	-24 53.2	-22 36.5	-22 56.1
	7 21	—	21 21.2	21 57.7	22 08.0	21 08.0	22 11.2	24 28.6	25 03.4	22 38.7	22 37.1
	10 3	—	22 20.5	22 16.5	22 59.5	21 22.2	21 54.5	24 24.5	25 03.7	22 23.7	22 50.6
	12 21	—	20 24.0	22 26.5	23 02.5	21 21.0	22 20.2	25 20.6	25 06.7	23 30.2	22 56.4
	17 3	—	20 32.5	23 40.0	23 16.5	21 12.7	22 29.7	25 45.6	25 48.2	22 29.5	23 09.3
	19 21	—	20 46.7	23 09.0	23 33.2	21 14.2	22 17.7	25 34.5	25 54.7	22 24.7	23 06.8
	24 3	—	20 48.7	22 59.7	22 35.7	21 05.5	22 07.2	25 43.2	26 04.7	22 21.7	22 58.3
	26 21	—	-20 48.2	-23 15.5	-23 30.7	-21 17.2	-22 21.5	-25 38.9	-25 42.4	-22 29.7	-23 08.0
May.	1 3	—	-21 04.5	-23 01.5	-23 12.9	-21 20.2	-22 30.5	-25 36.7	-25 46.4	-22 56.5	-23 11.1
	3 21	—	21 13.0	23 06.5	23 39.7	21 19.2	22 23.2	25 38.7	25 55.1	22 13.2	23 11.0
	8 3	—	21 41.7	22 57.7	23 04.5	21 29.2	23 12.7	25 31.7	25 24.0	22 15.5	23 12.1
	10 21	—	21 43.5	22 43.6	23 11.5	21 21.5	22 38.5	25 18.5	25 36.7	22 40.7	23 09.3
	15 3	—	20 53.7	22 42.5	22 28.5	21 02.7	23 11.2	25 22.0	25 29.2	22 36.5	22 58.3
	17 21	—	21 09.2	22 14.5	21 51.5	21 18.5	23 15.2	25 05.7	24 56.7	23 14.5	22 53.1
	22 3	—	21 20.5	22 25.0	23 02.2	21 27.2	22 24.2	25 09.0	25 17.0	23 20.5	23 03.1
	24 21	—	20 56.2	22 15.2	21 58.7	21 10.7	23 28.5	24 10.9	25 40.2	23 22.2	22 52.8
29 3	—	-20 14.0	-22 35.0	-23 27.7	-21 03.7	-21 50.2	-25 09.2	-25 09.0	-23 52.2	-22 55.1	

LONDON:
Printed by GEORGE E. EYRE and WILLIAM SPOTTISWOODE,
Printers to the Queen's most Excellent Majesty.
For Her Majesty's Stationery Office.